



Pirelli Spanish Round, 31 July - 2 August 2020

Results Warm Up

Jerez 4.423 m

1 / 2

No.	Rider	Nat	Team	Bike	Class	Time	Gap	Rel.	Laps	Speed	
										Avg	Max
1	55 A. LOCATELLI	ITA	BARDAHL Evan Bros. WorldSSP Team	Yamaha YZF R6		1'42.393			8	155,507	243,2
2	16 J. CLUZEL	FRA	GMT94 Yamaha	Yamaha YZF R6		1'42.765	0.372	0.372	9	154,944	248,1
3	44 L. MAHIAS	FRA	Kawasaki Puccetti Racing	Kawasaki ZX-6R		1'43.014	0.621	0.249	8	154,569	240,5
4	5 P. OETTL	GER	Kawasaki Puccetti Racing	Kawasaki ZX-6R		1'43.159	0.766	0.145	9	154,352	242,6
5	94 C. PEROLARI	FRA	GMT94 Yamaha	Yamaha YZF R6		1'43.236	0.843	0.077	8	154,237	241,6
6	3 R. DE ROSA	ITA	MV Agusta Reparto Corse	MV Agusta F3 675		1'43.239	0.846	0.003	9	154,232	245,3
7	32 I. VIÑALES	ESP	Kallio Racing	Yamaha YZF R6		1'43.442	1.049	0.203	9	153,930	243,2
8	12 A. RUIZ CARRANZA	ESP	EMPERADOR Racing Team	Yamaha YZF R6	*	1'43.685	1.292	0.243	9	153,569	246,4
9	61 C. ÖNCÜ	TUR	Turkish Racing Team	Kawasaki ZX-6R		1'43.697	1.304	0.012	9	153,551	241,6
10	38 H. SOOMER	EST	Kallio Racing	Yamaha YZF R6		1'43.790	1.397	0.093	8	153,414	239,0
11	81 M. GONZALEZ	ESP	Kawasaki ParkinGO Team	Kawasaki ZX-6R		1'43.937	1.544	0.147	9	153,197	242,6
12	99 D. WEBB	GBR	WRP Wepol Racing	Yamaha YZF R6		1'44.296	1.903	0.359	9	152,669	243,7
13	47 A. BASSANI	ITA	Soradis Yamaha Motoxrcing	Yamaha YZF R6	*	1'44.451	2.058	0.155	9	152,443	243,2
14	4 S. ODENDAAL	RSA	EAB Ten Kate Racing	Yamaha YZF R6		1'44.734	2.341	0.283	3	152,031	241,0
15	78 H. OKUBO	JPN	Dynavolt Honda	Honda CBR600RR		1'44.747	2.354	0.013	8	152,012	241,0
16	25 A. VERDÓIA	FRA	bLU cRU WorldSSP by MS Racing	Yamaha YZF R6		1'44.877	2.484	0.130	8	151,824	235,4
17	22 F. FULIGNI	ITA	MV Agusta Reparto Corse	MV Agusta F3 675		1'44.997	2.604	0.120	9	151,650	241,0
18	52 P. HOBELSBERGER	GER	Dynavolt Honda	Honda CBR600RR		1'45.701	3.308	0.704	9	150,640	239,0
19	9 G. HENDRA PRATAMA	INA	bLU cRU WorldSSP by MS Racing	Yamaha YZF R6		1'45.717	3.324	0.016	9	150,617	240,0
20	83 L. EPIS	AUS	MPM Routz Racing Team	Yamaha YZF R6		1'45.731	3.338	0.014	8	150,597	236,9
21	84 L. CRESSON	BEL	OXXO Yamaha Team Toth	Yamaha YZF R6		1'45.866	3.473	0.135	8	150,405	236,9
22	2 L. MONTELLA	ITA	DK MOTORSPORT	Yamaha YZF R6	*	1'46.593	4.200	0.727	7	149,379	235,9

* WorldSSP Challenge

AIR	Humidity:	60%	Temp:	26°C
TRACK	Condition:	Dry	Temp:	32°C

Records	Pole (SP)	2019	R.Krummenacher	1'41.775	156,450	Km/h
	Race (RC)	2019	F.Caricasulo	1'42.532	155,300	Km/h
	All Times (SP)	2019	R.Krummenacher	1'41.775	156,450	Km/h

Start 02/08/2020 09:25 End 09:41 The results are provisional until the end of the time limit for protests and appeals and the completion of the technical checks.

These data/results cannot be reproduced, stored and/or transmitted in whole or in part by any manner of electronic, mechanical, photocopying, recording, broadcasting or otherwise now known or herein after developed without the previous express consent by the copyright owner, except for reproduction in daily press and regular printed publications on sale to the public within 60 days of the event related to those data/results and always provided that copyright symbol appears together as follows below.

© DORNA WSBK ORGANIZATION Srl 2020

FICR PERUGIA TIMING





Pirelli Spanish Round, 31 July - 2 August 2020

Results Warm Up

Session Highlights

Local Time	No. Rider	Description
09.25.00		Start
09.32.12	4 S. ODENDAAL	Technical Problem - Turn 6
09.39.07	52 P. HOBELSBERGER	On Asphalt - Re-Joined - Turn 6
09.41.55		End Of Session

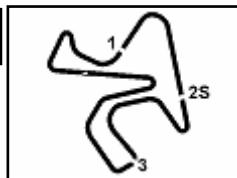
Fastest Laps Sequence

No.	Rider	Nat	Team	Bike	Local Time	Time	Gap	Avg
83	L. EPIS	AUS	MPM Routz Racing Team	Yamaha YZF R6	09:28'41.447	1'47.037		148,760
94	C. PEROLARI	FRA	GMT94 Yamaha	Yamaha YZF R6	09:28'47.028	1'45.409	-1.628	151,057
81	M. GONZALEZ	ESP	Kawasaki ParkinGO Team	Kawasaki ZX-6R	09:28'48.217	1'45.338	-0.071	151,159
12	A. RUIZ CARRANZA	ESP	EMPERADOR Racing Team	Yamaha YZF R6	09:28'48.253	1'44.366	-0.972	152,567
16	J. CLUZEL	FRA	GMT94 Yamaha	Yamaha YZF R6	09:29'04.459	1'44.050	-0.316	153,030
94	C. PEROLARI	FRA	GMT94 Yamaha	Yamaha YZF R6	09:30'30.884	1'43.856	-0.194	153,316
16	J. CLUZEL	FRA	GMT94 Yamaha	Yamaha YZF R6	09:30'47.868	1'43.409	-0.447	153,979
55	A. LOCATELLI	ITA	BARDAHL Evan Bros. WorldSSP Team	Yamaha YZF R6	09:31'36.440	1'43.030	-0.379	154,545
55	A. LOCATELLI	ITA	BARDAHL Evan Bros. WorldSSP Team	Yamaha YZF R6	09:33'19.070	1'42.630	-0.400	155,148
55	A. LOCATELLI	ITA	BARDAHL Evan Bros. WorldSSP Team	Yamaha YZF R6	09:36'44.316	1'42.393	-0.237	155,507

Start End The results are provisional until the end of the time limit for protests and appeals
 02/08/2020 09:25 09:41 and the completion of the technical checks.

These data/results cannot be reproduced, stored and/or transmitted in whole or in part by any manner of electronic, mechanical, photocopying, recording, broadcasting or otherwise now known or herein after developed without the previous express consent by the copyright owner, except for reproduction in daily press and regular printed publications on sale to the public within 60 days of the event related to those data/results and always provided that copyright symbol appears together as follows below.

© DORNA WSBK ORGANIZATION Srl 2020



Pirelli Spanish Round, 31 July - 2 August 2020

Best Sectors & Speed Warm Up

BEST LAP			
1	55 A. LOCATELLI	Yamaha YZF R6	1'42.393
2	16 J. CLUZEL	Yamaha YZF R6	1'42.765
3	44 L. MAHIAS	Kawasaki ZX-6R	1'43.014
4	5 P. OETTL	Kawasaki ZX-6R	1'43.159
5	94 C. PEROLARI	Yamaha YZF R6	1'43.236
6	3 R. DE ROSA	MV Agusta F3 675	1'43.239
7	32 I. VIÑALES	Yamaha YZF R6	1'43.442
8	12 A. RUIZ CARRANZA	Yamaha YZF R6	1'43.685
9	61 C. ÖNCÜ	Kawasaki ZX-6R	1'43.697
10	38 H. SOOMER	Yamaha YZF R6	1'43.790
11	81 M. GONZALEZ	Kawasaki ZX-6R	1'43.937
12	99 D. WEBB	Yamaha YZF R6	1'44.296
13	47 A. BASSANI	Yamaha YZF R6	1'44.451
14	4 S. ODENDAAL	Yamaha YZF R6	1'44.734
15	78 H. OKUBO	Honda CBR600RR	1'44.747
16	25 A. VERDOÏA	Yamaha YZF R6	1'44.877
17	22 F. FULIGNI	MV Agusta F3 675	1'44.997
18	52 P. HOBELSBERGER	Honda CBR600RR	1'45.701
19	9 G. HENDRA PRATAMA	Yamaha YZF R6	1'45.717
20	83 L. EPIS	Yamaha YZF R6	1'45.731
21	84 L. CRESSON	Yamaha YZF R6	1'45.866
22	2 L. MONTELLA	Yamaha YZF R6	1'46.593

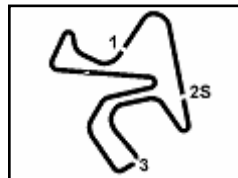
SPEED			
1	16 J. CLUZEL	Yamaha YZF R6	248,1
2	12 A. RUIZ CARRANZA	Yamaha YZF R6	246,4
3	3 R. DE ROSA	MV Agusta F3 675	245,3
4	99 D. WEBB	Yamaha YZF R6	243,7
5	32 I. VIÑALES	Yamaha YZF R6	243,2
6	47 A. BASSANI	Yamaha YZF R6	243,2
7	55 A. LOCATELLI	Yamaha YZF R6	243,2
8	5 P. OETTL	Kawasaki ZX-6R	242,6
9	81 M. GONZALEZ	Kawasaki ZX-6R	242,6
10	94 C. PEROLARI	Yamaha YZF R6	241,6
11	61 C. ÖNCÜ	Kawasaki ZX-6R	241,6
12	22 F. FULIGNI	MV Agusta F3 675	241,0
13	78 H. OKUBO	Honda CBR600RR	241,0
14	4 S. ODENDAAL	Yamaha YZF R6	241,0
15	44 L. MAHIAS	Kawasaki ZX-6R	240,5
16	9 G. HENDRA PRATAMA	Yamaha YZF R6	240,0
17	38 H. SOOMER	Yamaha YZF R6	239,0
18	52 P. HOBELSBERGER	Honda CBR600RR	239,0
19	83 L. EPIS	Yamaha YZF R6	236,9
20	84 L. CRESSON	Yamaha YZF R6	236,9
21	2 L. MONTELLA	Yamaha YZF R6	235,9
22	25 A. VERDOÏA	Yamaha YZF R6	235,4

SEG. 1			SEG. 2			SEG. 3			SEG. 4		
1	55 A. LOCATELLI	25.307	1	16 J. CLUZEL	15.253	1	55 A. LOCATELLI	30.139	1	55 A. LOCATELLI	31.403
2	16 J. CLUZEL	25.359	2	94 C. PEROLARI	15.394	2	44 L. MAHIAS	30.376	2	16 J. CLUZEL	31.562
3	44 L. MAHIAS	25.452	3	81 M. GONZALEZ	15.424	3	16 J. CLUZEL	30.400	3	44 L. MAHIAS	31.684
4	5 P. OETTL	25.488	4	3 R. DE ROSA	15.441	4	5 P. OETTL	30.401	4	94 C. PEROLARI	31.687
5	12 A. RUIZ CARRANZA	25.521	5	55 A. LOCATELLI	15.456	5	32 I. VIÑALES	30.420	5	32 I. VIÑALES	31.761
6	3 R. DE ROSA	25.527	6	5 P. OETTL	15.489	6	3 R. DE ROSA	30.423	6	5 P. OETTL	31.767
7	94 C. PEROLARI	25.531	7	32 I. VIÑALES	15.490	7	94 C. PEROLARI	30.428	7	3 R. DE ROSA	31.775
8	38 H. SOOMER	25.539	8	12 A. RUIZ CARRANZA	15.499	8	61 C. ÖNCÜ	30.521	8	61 C. ÖNCÜ	31.879
9	32 I. VIÑALES	25.595	9	44 L. MAHIAS	15.502	9	38 H. SOOMER	30.570	9	12 A. RUIZ CARRANZA	31.891
10	61 C. ÖNCÜ	25.605	10	61 C. ÖNCÜ	15.502	10	12 A. RUIZ CARRANZA	30.645	10	81 M. GONZALEZ	31.943
11	81 M. GONZALEZ	25.633	11	4 S. ODENDAAL	15.532	11	99 D. WEBB	30.680	11	38 H. SOOMER	31.990
12	99 D. WEBB	25.748	12	38 H. SOOMER	15.551	12	47 A. BASSANI	30.723	12	4 S. ODENDAAL	32.088
13	4 S. ODENDAAL	25.788	13	78 H. OKUBO	15.617	13	81 M. GONZALEZ	30.758	13	47 A. BASSANI	32.092
14	47 A. BASSANI	25.798	14	47 A. BASSANI	15.630	14	22 F. FULIGNI	30.934	14	99 D. WEBB	32.141
15	78 H. OKUBO	25.807	15	99 D. WEBB	15.636	15	78 H. OKUBO	30.961	15	78 H. OKUBO	32.174
16	22 F. FULIGNI	25.810	16	9 G. HENDRA PRATAMA	15.642	16	25 A. VERDOÏA	31.013	16	9 G. HENDRA PRATAMA	32.303
17	25 A. VERDOÏA	25.829	17	22 F. FULIGNI	15.690	17	9 G. HENDRA PRATAMA	31.178	17	25 A. VERDOÏA	32.306
18	83 L. EPIS	26.030	18	25 A. VERDOÏA	15.717	18	4 S. ODENDAAL	31.248	18	22 F. FULIGNI	32.467
19	52 P. HOBELSBERGER	26.054	19	52 P. HOBELSBERGER	15.738	19	83 L. EPIS	31.262	19	52 P. HOBELSBERGER	32.511
20	9 G. HENDRA PRATAMA	26.060	20	84 L. CRESSON	15.780	20	52 P. HOBELSBERGER	31.268	20	84 L. CRESSON	32.531
21	84 L. CRESSON	26.139	21	83 L. EPIS	15.849	21	84 L. CRESSON	31.338	21	83 L. EPIS	32.535
22	2 L. MONTELLA	26.319	22	2 L. MONTELLA	15.962	22	2 L. MONTELLA	31.456	22	2 L. MONTELLA	32.807

02/08/2020

These data/results cannot be reproduced, stored and/or transmitted in whole or in part by any manner of electronic, mechanical, photocopying, recording, broadcasting or otherwise now known or herein after developed without the previous express consent by the copyright owner, except for reproduction in daily press and regular printed publications on sale to the public within 60 days of the event related to those data/results and always provided that copyright symbol appears together as follows below.

© DORNA WSBK ORGANIZATION Srl 2020



Jerez 4.423 m

Pirelli Spanish Round, 31 July - 2 August 2020

Ideal Times Warm Up

No. Rider	Nat	Bike	Seg. 1	Seg. 2	Seg. 3	Seg. 4	Ideal Time			
			Diff. 1	Diff. 2	Diff. 3	Diff. 4	Best Lap	Pos.	Diff.	
1	55 A. LOCATELLI	ITA	Yamaha YZF R6	25.307 +0.003	15.456 +0.085	30.139	31.403	1'42.305 1'42.393	1	0.088
2	16 J. CLUZEL	FRA	Yamaha YZF R6	25.359 +0.149	15.253	30.400 +0.042	31.562	1'42.574 1'42.765	2	0.191
3	44 L. MAHIAS	FRA	Kawasaki ZX-6R	25.452	15.502	30.376	31.684	1'43.014 1'43.014	3	
4	94 C. PEROLARI	FRA	Yamaha YZF R6	25.531 +0.098	15.394 +0.013	30.428	31.687 +0.085	1'43.040 1'43.236	5	0.196
5	5 P. OETTL	GER	Kawasaki ZX-6R	25.488 +0.014	15.489	30.401	31.767	1'43.145 1'43.159	4	0.014
6	3 R. DE ROSA	ITA	MV Agusta F3 675	25.527	15.441 +0.020	30.423 +0.023	31.775 +0.030	1'43.166 1'43.239	6	0.073
7	32 I. VIÑALES	ESP	Yamaha YZF R6	25.595 +0.072	15.490 +0.068	30.420 +0.036	31.761	1'43.266 1'43.442	7	0.176
8	61 C. ÖNCÜ	TUR	Kawasaki ZX-6R	25.605	15.502 +0.071	30.521 +0.003	31.879 +0.116	1'43.507 1'43.697	9	0.190
9	12 A. RUIZ CARRANZA	ESP	Yamaha YZF R6	25.521	15.499 +0.072	30.645 +0.002	31.891 +0.055	1'43.556 1'43.685	8	0.129
10	38 H. SOOMER	EST	Yamaha YZF R6	25.539 +0.075	15.551	30.570	31.990 +0.065	1'43.650 1'43.790	10	0.140
11	81 M. GONZALEZ	ESP	Kawasaki ZX-6R	25.633	15.424 +0.090	30.758 +0.089	31.943	1'43.758 1'43.937	11	0.179
12	99 D. WEBB	GBR	Yamaha YZF R6	25.748	15.636 +0.091	30.680	32.141	1'44.205 1'44.296	12	0.091
13	47 A. BASSANI	ITA	Yamaha YZF R6	25.798	15.630 +0.113	30.723 +0.095	32.092	1'44.243 1'44.451	13	0.208
14	78 H. OKUBO	JPN	Honda CBR600RR	25.807 +0.141	15.617	30.961	32.174 +0.047	1'44.559 1'44.747	15	0.188
15	4 S. ODENDAAL	RSA	Yamaha YZF R6	25.788 +0.034	15.532 +0.044	31.248	32.088	1'44.656 1'44.734	14	0.078
16	25 A. VERDOÑA	FRA	Yamaha YZF R6	25.829	15.717	31.013 +0.012	32.306	1'44.865 1'44.877	16	0.012
17	22 F. FULIGNI	ITA	MV Agusta F3 675	25.810 +0.069	15.690 +0.027	30.934	32.467	1'44.901 1'44.997	17	0.096
18	9 G. HENDRA PRATAMA	INA	Yamaha YZF R6	26.060 +0.218	15.642 +0.125	31.178 +0.191	32.303	1'45.183 1'45.717	19	0.534
19	52 P. HOBELSBERGER	GER	Honda CBR600RR	26.054 +0.036	15.738 +0.094	31.268	32.511	1'45.571 1'45.701	18	0.130
20	83 L. EPIS	AUS	Yamaha YZF R6	26.030 +0.018	15.849	31.262 +0.007	32.535 +0.030	1'45.676 1'45.731	20	0.055
21	84 L. CRESSON	BEL	Yamaha YZF R6	26.139 +0.078	15.780	31.338	32.531	1'45.788 1'45.866	21	0.078
22	2 L. MONTELLA	ITA	Yamaha YZF R6	26.319	15.962 +0.049	31.456	32.807	1'46.544 1'46.593	22	0.049
Overall Ideal Time				25.307	15.253	30.139	31.403	1'42.102		

02/08/2020

These data/results cannot be reproduced, stored and/or transmitted in whole or in part by any manner of electronic, mechanical, photocopying, recording, broadcasting or otherwise now known or herein after developed without the previous express consent by the copyright owner, except for reproduction in daily press and regular printed publications on sale to the public within 60 days of the event related to those data/results and always provided that copyright symbol appears together as follows below.

© DORNA WSBK ORGANIZATION Srl 2020

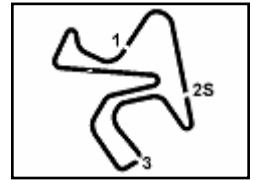
FICR PERUGIA TIMING



Official Tyre Supplier



Official Timekeeper



Pirelli Spanish Round, 31 July - 2 August 2020 Chronological Analysis Warm Up

1° 55 A. LOCATELLI (1'42.393)								6° 3 R. DE ROSA (1'43.239)							
Lap	Seg.1	Seg.2	Seg.3	Seg.4	Lap Time	km/h	Local Time	Lap	Seg.1	Seg.2	Seg.3	Seg.4	Lap Time	km/h	Local Time
1							9:25'02.597	1							9:25'04.225
2	32.142	16.725	34.498	1'38.382	3'01.747P	215,3	9:28'04.344	2	35.137	16.586	32.812	33.542	1'58.077P	229,6	9:27'02.302
3	31.035	15.711	30.574	31.746	1'49.066P	240,0	9:29'53.410	3	26.469	15.454	31.716	35.531	1'49.170	244,2	9:28'51.472
4	25.489	15.512	30.421	31.608	1'43.030	242,1	9:31'36.440	4	25.948	15.609	30.810	32.076	1'44.443	241,6	9:30'35.915
5	25.399	15.460	30.254	31.517	1'42.630	242,6	9:33'19.070	5	25.717	15.626	30.631	31.848	1'43.822	242,1	9:32'19.737
6	25.431	15.467	30.314	31.641	1'42.853	242,6	9:35'01.923	6	25.821	15.583	30.646	31.775	1'43.825	242,1	9:34'03.562
7	25.310	15.541	30.139	31.403	1'42.393	240,5	9:36'44.316	7	25.572	15.441	30.896	31.834	1'43.743	245,3	9:35'47.305
8	25.307	15.684	30.272	31.653	1'42.916	242,6	9:38'27.232	8	25.527	15.461	30.446	31.805	1'43.239	240,5	9:37'30.544
9	25.441	15.456	30.210	31.441	1'42.548	243,2	9:40'09.780	9	25.608	15.496	30.496	31.794	1'43.394	241,6	9:39'13.938
								10	25.569	15.484	30.423	31.786	1'43.262	243,2	9:40'57.200

2° 16 J. CLUZEL (1'42.765)								7° 32 I. VIÑALES (1'43.442)							
Lap	Seg.1	Seg.2	Seg.3	Seg.4	Lap Time	km/h	Local Time	Lap	Seg.1	Seg.2	Seg.3	Seg.4	Lap Time	km/h	Local Time
1							9:25'21.449	1							9:25'31.388
2	34.608	18.159	33.415	32.778	1'58.960P	236,9	9:27'20.409	2	33.037	16.127	32.670	32.965	1'54.799P	234,9	9:27'26.187
3	25.950	15.441	30.729	31.930	1'44.050	242,1	9:29'04.459	3	25.967	15.665	30.877	32.628	1'45.137	238,5	9:29'11.324
4	25.642	15.382	30.536	31.849	1'43.409	244,2	9:30'47.868	4	25.779	15.627	30.510	31.784	1'43.700	239,5	9:30'55.024
5	25.487	15.362	30.400	31.799	1'43.048	244,2	9:32'30.916	5	26.746	16.039	31.701	32.869	1'47.355	235,9	9:32'42.379
6	25.508	15.253	30.442	31.562	1'42.765	248,1	9:34'13.681	6	25.595	15.613	30.420	31.907	1'43.535	239,0	9:34'25.914
7	25.610	15.371	30.401	31.577	1'42.959	244,8	9:35'56.640	7	26.467	15.926	31.961	33.013	1'47.367	237,9	9:36'13.281
8	25.359	15.446	30.540	31.796	1'43.141	243,2	9:37'39.781	8	25.667	15.558	30.456	31.761	1'43.442	240,0	9:37'56.723
9	25.465	15.424	30.538	34.716	1'46.143	243,7	9:39'25.924	9	25.835	15.490	30.528	32.061	1'43.914	243,2	9:39'40.637
10	25.542	15.410	30.464	31.790	1'43.206	244,8	9:41'09.130	10	25.669	15.620	30.506	31.913	1'43.708	239,0	9:41'24.345

3° 44 L. MAHIAS (1'43.014)								8° 12 A. RUIZ CARRANZA (1'43.685)							
Lap	Seg.1	Seg.2	Seg.3	Seg.4	Lap Time	km/h	Local Time	Lap	Seg.1	Seg.2	Seg.3	Seg.4	Lap Time	km/h	Local Time
1							9:25'07.807	1							9:25'11.638
2	35.891	16.854	33.939	1'38.790	3'05.474P	229,6	9:28'13.281	2	32.321	16.187	31.472	32.269	1'52.249P	239,0	9:27'03.887
3	31.895	15.977	31.585	32.467	1'51.924P	233,9	9:30'05.205	3	25.832	15.544	30.912	32.078	1'44.366	243,7	9:28'48.253
4	25.705	15.647	30.669	32.185	1'44.206	237,4	9:31'49.411	4	25.694	15.499	30.708	32.052	1'43.953	246,4	9:30'32.206
5	25.519	15.580	30.692	31.887	1'43.678	237,4	9:33'33.089	5	25.540	15.586	30.678	31.891	1'43.695	242,1	9:32'15.901
6	25.461	15.544	30.725	31.776	1'43.506	238,5	9:35'16.595	6	25.824	15.637	30.650	32.015	1'44.126	241,6	9:34'00.027
7	33.355	17.600	31.660	31.824	1'54.439	212,8	9:37'11.034	7	25.554	15.633	30.645	32.026	1'43.858	240,5	9:35'43.885
8	25.452	15.502	30.376	31.684	1'43.014	239,0	9:38'54.048	8	28.242	16.606	30.677	32.060	1'47.585	244,2	9:37'31.470
9	25.459	15.522	30.611	31.888	1'43.480	240,5	9:40'37.528	9	25.521	15.571	30.647	31.946	1'43.685	243,2	9:39'15.155
								10	27.556	15.591	31.818	32.988	1'47.953	244,2	9:41'03.108

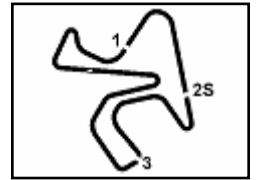
4° 5 P. OETTL (1'43.159)								9° 61 C. ÖNCÜ (1'43.697)							
Lap	Seg.1	Seg.2	Seg.3	Seg.4	Lap Time	km/h	Local Time	Lap	Seg.1	Seg.2	Seg.3	Seg.4	Lap Time	km/h	Local Time
1							9:25'07.955	1							9:25'08.265
2	46.753	16.885	32.051	32.708	2'08.397P	234,9	9:27'16.352	2	35.818	16.630	33.966	34.104	2'00.518P	228,6	9:27'08.783
3	25.960	15.742	30.913	32.218	1'44.833	239,0	9:29'01.185	3	26.135	15.787	30.866	32.142	1'44.930	237,4	9:28'53.713
4	25.611	15.544	30.735	32.019	1'43.909	241,6	9:30'45.094	4	29.341	15.676	30.642	32.121	1'47.780	238,5	9:30'41.493
5	25.655	15.516	30.605	32.033	1'43.809	242,1	9:32'28.903	5	25.658	15.590	30.771	36.535	1'48.554	239,5	9:32'30.047
6	25.488	15.524	30.655	31.832	1'43.499	239,5	9:34'12.402	6	25.804	15.741	30.743	31.887	1'44.175	237,4	9:34'14.222
7	25.505	15.521	30.429	31.830	1'43.285	240,5	9:35'55.687	7	25.605	15.573	30.524	31.995	1'43.697	240,0	9:35'57.919
8	25.533	16.662	30.561	32.425	1'45.181	235,9	9:37'40.868	8	25.702	15.666	30.662	31.972	1'44.002	239,0	9:37'41.921
9	25.577	15.498	30.532	31.806	1'43.413	242,6	9:39'24.281	9	34.890	17.388	32.361	31.879	1'56.518	175,4	9:39'38.439
10	25.502	15.489	30.401	31.767	1'43.159	241,0	9:41'07.440	10	25.757	15.502	30.521	31.954	1'43.734	241,6	9:41'22.173

5° 94 C. PEROLARI (1'43.236)								10° 38 H. SOOMER (1'43.790)							
Lap	Seg.1	Seg.2	Seg.3	Seg.4	Lap Time	km/h	Local Time	Lap	Seg.1	Seg.2	Seg.3	Seg.4	Lap Time	km/h	Local Time
1							9:24'55.909	1							9:25'12.306
2	39.773	16.630	34.407	34.900	2'05.710P	224,9	9:27'01.619	2	35.965	16.373	33.499	32.767	1'58.604P	230,0	9:27'10.910
3	26.551	15.723	31.008	32.127	1'45.409	237,4	9:28'47.028	3	25.969	15.682	31.027	32.252	1'44.930	237,4	9:28'55.840
4	25.777	15.490	30.685	31.904	1'43.856	240,5	9:30'30.884	4	25.826	15.554	31.190	32.308	1'44.878	239,0	9:30'40.718
5	25.708	15.394	30.542	31.955	1'43.599	241,0	9:32'14.483	5	25.701	15.649	31.308	1'41.229	2'53.887P	237,9	9:33'34.605
6	25.643	15.538	31.216	38.506	1'50.903	240,0	9:34'05.386	6	32.020	15.740	30.947	32.369	1'51.076P	238,5	9:35'25.681
7	25.649	15.418	30.548	31.687	1'43.302	240,5	9:35'48.688	7	25.750	15.579	30.722	31.990	1'44.041	237,4	9:37'09.722
8	26.050	15.822	30.828	32.071	1'44.771	241,0	9:37'33.459	8	25.539	15.558	30.623	32.144	1'43.864	236,9	9:38'53.586
9	25.629	15.407	30.428	31.772	1'43.236	241,0	9:39'16.695								

02/08/2020 P = Pits In/Out - C = Lap Time Cancelled

These data/results cannot be reproduced, stored and/or transmitted in whole or in part by any manner of electronic, mechanical, photocopying, recording, broadcasting or otherwise now known or herein after developed without the previous express consent by the copyright owner, except for reproduction in daily press and regular printed publications on sale to the public within 60 days of the event related to those data/results and always provided that copyright symbol appears together as follows below.

© DORNA WSBK ORGANIZATION Srl 2020



Pirelli Spanish Round, 31 July - 2 August 2020 Chronological Analysis Warm Up

Jerez 4.423 m

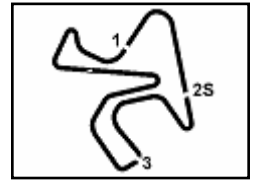
2 / 3

Lap	Seg.1	Seg.2	Seg.3	Seg.4	Lap Time	km/h	Local Time
9	25.614	15.551	30.570	32.055	1'43.790	239,0	9:40'37.376
11° 81 M. GONZALEZ (1'43.937)							
Lap	Seg.1	Seg.2	Seg.3	Seg.4	Lap Time	km/h	Local Time
1							9:25'04.770
2	34.781	16.750	33.425	33.153	1'58.109P	233,4	9:27'02.879
3	26.132	15.518	31.425	32.263	1'45.338	242,6	9:28'48.217
4	26.144	15.580	30.940	32.208	1'44.872	240,5	9:30'33.089
5	25.897	22.301	37.280	32.329	1'57.807	149,8	9:32'30.896
6	25.768	15.424	30.869	31.963	1'44.024	240,0	9:34'14.920
7	25.735	15.518	30.758	31.980	1'43.991	237,9	9:35'58.911
8	26.086	15.979	40.033	32.971	1'55.069	235,4	9:37'53.980
9	25.633	15.514	30.847	31.943	1'43.937	238,5	9:39'37.917
10	25.717	15.553	30.778	31.971	1'44.019	240,0	9:41'21.936
17° 22 F. FULIGNI (1'44.997)							
Lap	Seg.1	Seg.2	Seg.3	Seg.4	Lap Time	km/h	Local Time
1							9:25'21.949
2	34.324	16.364	35.582	33.534	1'59.804P	236,9	9:27'21.753
3	26.757	15.888	31.799	32.771	1'47.215	237,4	9:29'08.968
4	26.116	15.720	31.221	32.618	1'45.675	240,0	9:30'54.643
5	25.994	15.765	31.044	32.623	1'45.426	239,5	9:32'40.069
6	25.810	15.707	31.167	32.531	1'45.215	239,5	9:34'25.284
7	25.936	15.750	31.020	32.786	1'45.492	239,5	9:36'10.776
8	25.861	15.690	31.452	33.453	1'46.456	241,0	9:37'57.232
9	25.879	15.717	30.934	32.467	1'44.997	240,5	9:39'42.229
10	25.827	15.738	31.045	32.644	1'45.254	240,0	9:41'27.483
18° 52 P. HOBELSBERGER (1'45.701)							
Lap	Seg.1	Seg.2	Seg.3	Seg.4	Lap Time	km/h	Local Time
1							9:25'18.666
2	35.757	16.785	32.692	33.119	1'58.353P	232,5	9:27'17.019
3	26.487	15.950	34.308	32.717	1'49.462	236,4	9:29'06.481
4	26.078	15.961	31.381	32.667	1'46.087	236,4	9:30'52.568
5	26.116	15.856	31.540	32.660	1'46.172	236,4	9:32'38.740
6	26.092	15.738	31.310	32.641	1'45.781	239,0	9:34'24.521
7	26.090	15.832	31.268	32.511	1'45.701	237,4	9:36'10.222
8	26.054	15.853	31.345	32.574	1'45.826	236,4	9:37'56.048
9	26.146	15.820	40.358	33.711	1'56.035	236,9	9:39'52.083
10	26.446	16.629	32.792	35.574	1'51.441	223,5	9:41'43.524
19° 9 G. HENDRA PRATAMA (1'45.717)							
Lap	Seg.1	Seg.2	Seg.3	Seg.4	Lap Time	km/h	Local Time
1							9:25'32.380
2	32.354	16.078	32.732	33.108	1'54.272P	237,4	9:27'26.652
3	26.423	15.691	31.275	32.474	1'45.863	240,0	9:29'12.515
4	26.249	15.642	31.373	32.653	1'45.917	239,0	9:30'58.432
5	26.278	15.767	31.369	32.303	1'45.717	237,9	9:32'44.149
6	26.060	15.906	31.340	32.432	1'45.738	234,4	9:34'29.887
7	26.454	15.962	31.503	32.449	1'46.368	236,4	9:36'16.255
8	26.315	15.857	31.178	32.485	1'45.835	237,9	9:38'02.090
9	26.211	15.816	31.668	33.485	1'47.180	236,9	9:39'49.270
10	29.036	17.741	32.204	32.937	1'51.918	232,9	9:41'41.188
20° 83 L. EPIS (1'45.731)							
Lap	Seg.1	Seg.2	Seg.3	Seg.4	Lap Time	km/h	Local Time
1							9:26'54.410
2	26.494	16.140	31.648	32.755	1'47.037	232,5	9:28'41.447
3	26.406	16.049	31.519	32.926	1'46.900	233,4	9:30'28.347
4	26.439	16.049	31.509	32.960	1'46.957	232,0	9:32'15.304
5	26.328	16.030	31.559	32.715	1'46.632	236,9	9:34'01.936
6	26.211	16.066	31.548	32.617	1'46.442	233,4	9:35'48.378
7	26.165	16.029	31.379	32.535	1'46.108	233,9	9:37'34.486
8	26.048	15.849	31.269	32.565	1'45.731	235,4	9:39'20.217
9	26.030	15.880	31.262	32.565	1'45.737	234,4	9:41'05.954
16° 25 A. VERDOÑA (1'44.877)							
Lap	Seg.1	Seg.2	Seg.3	Seg.4	Lap Time	km/h	Local Time
1							9:25'36.397
2	36.921	17.169	37.411	33.059	2'04.560P	232,0	9:27'40.957
3	25.948	15.617	30.961	32.221	1'44.747	241,0	9:29'25.704
4	25.923	15.681	31.056	32.267	1'44.927	239,0	9:31'10.631
5	26.346	15.825	31.348	32.174	1'45.693	239,0	9:32'56.324
6	25.807	15.670	31.348	32.481	1'45.306	240,5	9:34'41.630
7	29.052	16.597	33.337	32.659	1'51.645	226,3	9:36'33.275
8	26.378	20.318	37.183	32.277	1'56.156	135,9	9:38'29.431
9	26.171	15.851	31.370	32.254	1'45.646	237,9	9:40'15.077

02/08/2020 P = Pits In/Out - C = Lap Time Cancelled

These data/results cannot be reproduced, stored and/or transmitted in whole or in part by any manner of electronic, mechanical, photocopying, recording, broadcasting or otherwise now known or herein after developed without the previous express consent by the copyright owner, except for reproduction in daily press and regular printed publications on sale to the public within 60 days of the event related to those data/results and always provided that copyright symbol appears together as follows below.

© DORNA WSBK ORGANIZATION Srl 2020



Jerez 4.423 m

3 / 3

Pirelli Spanish Round, 31 July - 2 August 2020

Chronological Analysis Warm Up

21° 84 L. CRESSON (1'45.866)							
Lap	Seg.1	Seg.2	Seg.3	Seg.4	Lap Time	km/h	Local Time
1							9:25'38.825
2	33.401	16.573	34.106	33.639	1'57.719P	230,5	9:27'36.544
3	26.537	15.955	31.720	32.909	1'47.121	233,9	9:29'23.665
4	26.505	16.026	31.568	32.742	1'46.841	232,9	9:31'10.506
5	26.353	15.973	31.623	32.652	1'46.601	232,9	9:32'57.107
6	26.139	15.839	31.505	32.742	1'46.225	236,9	9:34'43.332
7	26.217	15.780	31.338	32.531	1'45.866	236,9	9:36'29.198
8	26.233	15.954	31.559	32.671	1'46.417	234,9	9:38'15.615
9	31.541	16.654	35.255	33.077	1'56.527	228,6	9:40'12.142

22° 2 L. MONTELLA (1'46.593)							
Lap	Seg.1	Seg.2	Seg.3	Seg.4	Lap Time	km/h	Local Time
1							9:27'40.749
2	55.930	16.962	33.629	33.784	2'20.305P	226,3	9:30'01.054
3	27.410	16.313	32.243	33.564	1'49.530	233,4	9:31'50.584
4	26.731	16.100	31.758	33.175	1'47.764	233,9	9:33'38.348
5	26.710	16.034	31.704	33.195	1'47.643	234,9	9:35'25.991
6	26.426	16.029	31.769	32.944	1'47.168	234,4	9:37'13.159
7	26.319	16.011	31.456	32.807	1'46.593	235,9	9:38'59.752
8	26.364	15.962	31.545	32.993	1'46.864	235,9	9:40'46.616

02/08/2020 P = Pits In/Out - C = Lap Time Cancelled

These data/results cannot be reproduced, stored and/or transmitted in whole or in part by any manner of electronic, mechanical, photocopying, recording, broadcasting or otherwise now known or herein after developed without the previous express consent by the copyright owner, except for reproduction in daily press and regular printed publications on sale to the public within 60 days of the event related to those data/results and always provided that copyright symbol appears together as follows below.

© DORNA WSBK ORGANIZATION Srl 2020





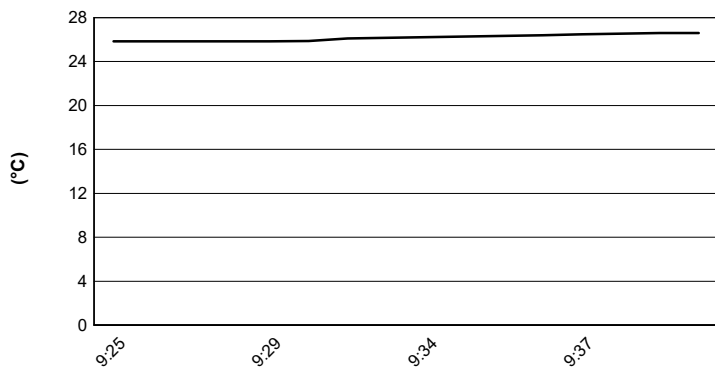
Jerez 4.423 m

Pirelli Spanish Round, 31 July - 2 August 2020

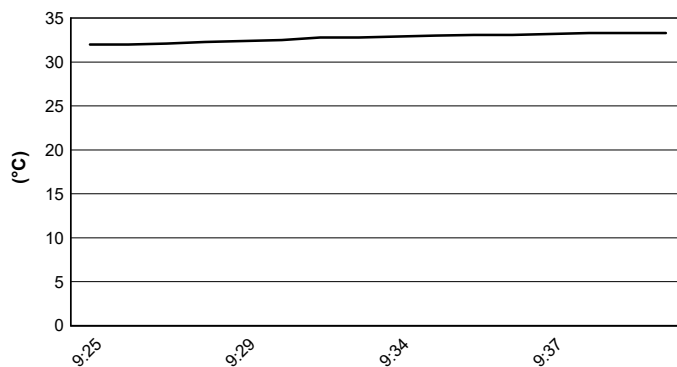
Weather Report Warm Up

Session started 09:25 - Session ended 9:41


Air Temperature



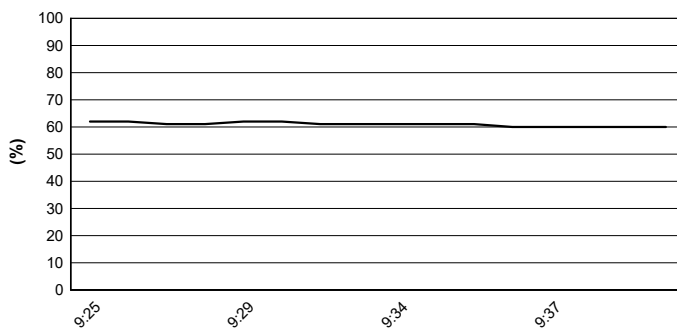
Track Temperature



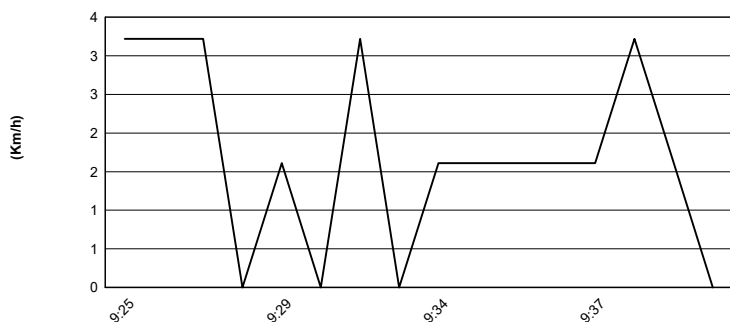
Air Pressure



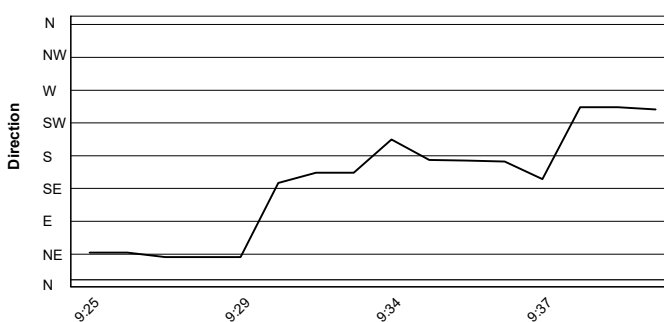
Humidity



Wind Speed



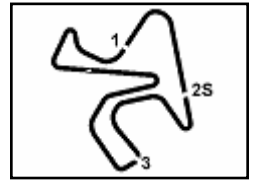
Wind Direction



02/08/2020

These data/results cannot be reproduced, stored and/or transmitted in whole or in part by any manner of electronic, mechanical, photocopying, recording, broadcasting or otherwise now known or herein after developed without the previous express consent by the copyright owner, except for reproduction in daily press and regular printed publications on sale to the public within 60 days of the event related to those data/results and always provided that copyright symbol appears together as follows below.

© DORNA WSBK ORGANIZATION Srl 2020



Jerez 4.423 m

Pirelli Spanish Round, 31 July - 2 August 2020

Starting Grid - Race 2

17 Laps x 4,423 km = 75,191 km

1	55 LOCATELLI A. Yamaha 1'42.214	2	16 CLUZEL J. Yamaha 1'42.788	3	5 OETTL P. Kawasaki 1'43.068
2	44 MAHIAS L. Kawasaki 1'43.268	5	32 VIÑALES I. Yamaha 1'43.336	6	94 PEROLARI C. Yamaha 1'43.361
3	3 DE ROSA R. MV Agusta 1'43.389	8	81 GONZALEZ M. Kawasaki 1'43.409	9	78 OKUBO H. Honda 1'43.632
4	47 BASSANI A. Yamaha 1'43.772	11	38 SOOMER H. Yamaha 1'43.775	12	4 ODENDAAL S. Yamaha 1'43.795
5	25 VERDOIÀ A. Yamaha 1'43.995	14	99 WEBB D. Yamaha 1'44.003	15	12 RUIZ CARRANZA A. Yamaha 1'44.074
6	61 ÖNCÜ C. Kawasaki 1'44.162	17	22 FULIGNI F. MV Agusta 1'44.437	18	52 HOBELSBERGER P. Honda 1'44.824
7	9 HENDRA PRATAMA G Yamaha 1'44.911	20	83 EPIS L. Yamaha 1'45.079	21	84 CRESSON L. Yamaha 1'45.779
8	2 MONTELLA L. Yamaha 1'47.183				

N.56 (Sebestyen P.) will not take part in the race. Declared unfit after Race 1
N.71 (Bergman C.) will not take part in the race. Declared unfit after SP

02/08/2020 The Race Director

These data/results cannot be reproduced, stored and/or transmitted in whole or in part by any manner of electronic, mechanical, photocopying, recording, broadcasting or otherwise now known or herein after developed without the previous express consent by the copyright owner, except for reproduction in daily press and regular printed publications on sale to the public within 60 days of the event related to those data/results and always provided that copyright symbol appears together as follows below.

© DORNA WSBK ORGANIZATION Srl 2020

FIAT PERUGIA TIMING



Official Tyre Supplier



Official Timekeeper