



Jerez 4.423 m

1 / 2

Pirelli Spanish Round, 31 July - 2 August 2020

Results Last Chance Race

Laps 10 = 44,230 Km - Time of Race 19'22.371 - Avg. 136,986 km/h

Pos	Grid	No. Rider	Nat	Team	Bike	Class	LL	Gap	Rel.	Fastest Lap	Speed
1	5	46 S. DI SORA	FRA	Leader Team Flenbbo	Kawasaki Ninja 400	A	10			1'55.044	190,8
2	1	41 J. JAHNIG	GER	Freudenberg KTM Junior Team	KTM RC 390 R	A	10	0.004	0.004	1'54.965	191,5
3	2	98 T. BERCOT	FRA	ProGP Racing	Yamaha YZF-R3	B	10	0.126	0.122	1'55.099	190,8
4	4	4 C. STANGE	GER	Freudenberg KTM WorldSSP Team	KTM RC 390 R	A	10	0.180	0.054	1'55.153	193,8
5	7	17 K. MEUFFELS	NED	MTM Kawasaki MOTOPOST	Kawasaki Ninja 400	A	10	0.436	0.256	1'54.751	193,8
6	3	14 E. DE LA VEGA	FRA	Machado Came SBK	Yamaha YZF-R3	B	10	0.570	0.134	1'55.003	186,0
7	8	66 E. MCGLINCHY	GBR	Team#109 Kawasaki	Kawasaki Ninja 400	A	10	0.790	0.220	1'54.831	188,3
8	9	97 M. KAPPLER	GER	Freudenberg KTM WorldSSP Team	KTM RC 390 R	B	10	2.298	1.508	1'55.132	195,2
9	14	26 M. GENNAI	ITA	Team BrCorse	Yamaha YZF-R3	A	10	2.637	0.339	1'54.603	183,0
10	15	16 E. VOCINO	ITA	Gradaracorse	Kawasaki Ninja 400	B	10	3.587	0.950	1'55.308	187,9
11	19	94 S. SANCHEZ TAMAYO	ESP	ProGP Racing	Yamaha YZF-R3	B	10	8.602	5.015	1'54.772	187,6
12	12	68 J. IOVERNO	ITA	Scuderia Maranga Racing	Kawasaki Ninja 400	B	10	14.955	6.353	1'55.791	185,7
13	17	3 M. GAGGI	ITA	Machado Came SBK	Yamaha YZF-R3	A	10	14.978	0.023	1'55.865	183,9
14	13	93 A. QUINET	FRA	TGP Racing	Kawasaki Ninja 400	B	10	17.894	2.916	1'56.329	187,0
15	18	12 R. DORE	FRA	Doré Racing Team	Yamaha YZF-R3	B	10	18.371	0.477	1'56.255	186,4
16	16	63 M. HRAVA	CZE	ACCR Czech Talent Team - Willi Race	Kawasaki Ninja 400	B	10	18.431	0.060	1'56.344	187,6
17	11	73 J. PEREZ GONZALEZ	ESP	Machado Came SBK	Yamaha YZF-R3	B	10	25.366	6.935	1'56.680	177,4
18	22	77 L. GRUAU	FRA	TGP Racing	Kawasaki Ninja 400	A	10	1'14.322	48.956	2'01.920	182,1
-----Not Classified-----											
RET	6	44 T. BRAMICH	AUS	Carl Cox-RT Motorsports by SKM-Kawasaki	Kawasaki Ninja 400	A	9	1 Lap		1'54.633	192,8
RET	20	47 M. CERVENKA	CZE	Smrz Racing - Willi Race	Kawasaki Ninja 400	B	3	7 Laps		1'56.868	184,2
RET	21	20 G. MATERN	FRA	Machado Came SBK	Yamaha YZF-R3	A	3	7 Laps		1'56.731	184,2
RET	10	24 D. BLIN	POL	Biblion Motoxrcing Yamaha WSSP300	Yamaha YZF-R3	A	2	8 Laps		1'56.251	189,5

AIR	Humidity:	38%	Temp:	35°C
TRACK	Condition:	Dry	Temp:	37°C

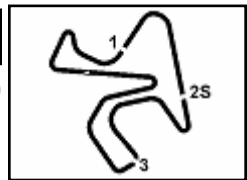
Records	Pole (SP)	2019	V.Steeman	1'52.199	141,92 Km/h
	Race (RC2)	2019	K.Meuffels	1'52.778	141,19 Km/h
	All Times (SP)	2019	V.Steeman	1'52.199	141,92 Km/h
Race Fastest Lap		Lap 9	M.Gennai	1'54.603	138,94 Km/h

Start 01/08/2020 13:04 End 13:24 The results are provisional until the end of the time limit for protests and appeals and the completion of the technical checks.

These data/results cannot be reproduced, stored and/or transmitted in whole or in part by any manner of electronic, mechanical, photocopying, recording, broadcasting or otherwise now known or herein after developed without the previous express consent by the copyright owner, except for reproduction in daily press and regular printed publications on sale to the public within 60 days of the event related to those data/results and always provided that copyright symbol appears together as follows below.

© DORNA WSBK ORGANIZATION Srl 2020





Pirelli Spanish Round, 31 July - 2 August 2020

Results Last Chance Race

Race Highlights

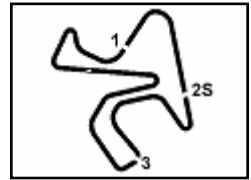
Time	No. Rider	Description
12.55.48	20 Matern	Will start the race from the back of the grid
12.56.01	73 Perez Gonzalez	Will start the race from the back of the grid
13.00.43		Warm-up Lap Start
13.01.52	73 Perez Gonzalez	Will start the race from the pit lane
13.04.01		Start
13.06.09		No Jump Start
13.08.52	24 Blin	Crashed - Turn 6
13.10.07	24 Blin	Out
13.10.56	47 Cervenka	Crashed - Turn 6
13.11.13	47 Cervenka	Re-joined
13.11.42	20 Matern	Entered Pits
13.12.07	47 Cervenka	Entered Pits
13.13.52	47 Cervenka	Retired
13.15.33		2/3 of Race Distance Completed
13.16.51	20 Matern	Retired
13.21.47	44 Bramich	Crashed - Turn 2
13.24.30		End Of Session

01/08/2020 Start End The results are provisional until the end of the time limit for protests and appeals and the completion of the technical checks.

These data/results cannot be reproduced, stored and/or transmitted in whole or in part by any manner of electronic, mechanical, photocopying, recording, broadcasting or otherwise now known or herein after developed without the previous express consent by the copyright owner, except for reproduction in daily press and regular printed publications on sale to the public within 60 days of the event related to those data/results and always provided that copyright symbol appears together as follows below.

© DORNA WSBK ORGANIZATION Srl 2020





Jerez 4.423 m

1 / 3

Pirelli Spanish Round, 31 July - 2 August 2020

Lap Chart Last Chance Race

Lap										
	1	2	3	4	5	6	7	8	9	10
1	4	41	4	41	41	4	41	41	4	46
2	41	4	41	4	4	41	4	4	41	41
3	14	14	98	98	98	46	46	46	98	98
4	98	98	46	46	44	44	98	98	44	4
5	46	46	14	44	46	98	44	44	46	17
6	17	44	44	17	17	17	17	17	17	14
7	44	17	17	97	97	97	97	14	66	66
8	97	97	97	14	14	14	14	97	14	97
9	66	66	66	66	66	66	66	66	97	26
10	24	24	16	16	16	16	16	16	26	16
11	16	16	26	26	26	26	26	26	16	94
12	68	68	68	68	68	94	94	94	94	68
13	93	93	93	93	93	68	68	3	3	3
14	63	26	94	94	94	3	3	68	68	93
15	26	12	3	3	3	93	93	93	93	12
16	12	63	12	63	12	12	12	12	63	63
17	3	94	63	12	63	63	63	63	12	73
18	94	3	47	73	73	73	73	73	73	77
19	47	20	20	77	77	77	77	77	77	
20	20	47	73							
21	77	73	77							
22	73	77								

Final Result		
1	46 S. DI SORA	Laps 10
2	41 J. JAHNIG	0.004
3	98 T. BERCOT	0.126
4	4 C. STANGE	0.180
5	17 K. MEUFFELS	0.436
6	14 E. DE LA VEGA	0.570
7	66 E. MCGLINCHEY	0.790
8	97 M. KAPPLER	2.298
9	26 M. GENNAI	2.637
10	16 E. VOCINO	3.587
11	94 S. SANCHEZ TAMAYO	8.602
12	68 J. IOVERNO	14.955
13	3 M. GAGGI	14.978
14	93 A. QUINET	17.894
15	12 R. DORE	18.371
16	63 M. HRAVA	18.431
17	73 J. PEREZ GONZALEZ	25.366
18	77 L. GRUAU	1'14.322
RET	44 T. BRAMICH	1 Lap
RET	47 M. CERVENKA	7 Laps
RET	20 G. MATERN	7 Laps
RET	24 D. BLIN	8 Laps

01/08/2020

These data/results cannot be reproduced, stored and/or transmitted in whole or in part by any manner of electronic, mechanical, photocopying, recording, broadcasting or otherwise now known or herein after developed without the previous express consent by the copyright owner, except for reproduction in daily press and regular printed publications on sale to the public within 60 days of the event related to those data/results and always provided that copyright symbol appears together as follows below.

© DORNA WSBK ORGANIZATION Srl 2020



Official Fuel Supplier

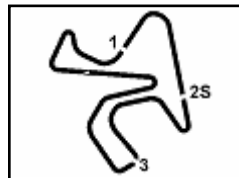


PIRELLI

Official Tyre Supplier



Official Timekeeper



Jerez 4.423 m

2 / 3

Pirelli Spanish Round, 31 July - 2 August 2020

Lap Chart Last Chance Race

Lap 1

1	4	C.Stange	2'01.440
2	41	J.Jahnig	0.032
3	14	E.De La Vega	0.373
4	98	T.Bercot	0.474
5	46	S.Di Sora	0.586
6	17	K.Meuffels	0.721
7	44	T.Bramich	1.153
8	97	M.Kappler	1.421
9	66	E.McGlinchey	1.825
10	24	D.Blin	1.878
11	16	E.Vocino	2.934
12	68	J.Ioverno	3.501
13	93	A.Quinet	3.507
14	63	M.Hrava	4.600
15	26	M.Gennai	4.737
16	12	R.Dore	5.550
17	3	M.Gaggi	5.767
18	94	S.Sanchez Tamayo	5.835
19	47	M.Cervenka	5.885
20	20	G.Matern	6.451
21	77	L.Gruau	8.225
22	73	J.Perez Gonzalez	11.348

Lap 2

1	41	J.Jahnig	3'56.916
2	4	C.Stange	0.195
3	14	E.De La Vega	0.260
4	98	T.Bercot	0.292
5	46	S.Di Sora	0.502
6	44	T.Bramich	0.963
7	17	K.Meuffels	1.069
8	97	M.Kappler	1.451
9	66	E.McGlinchey	2.589
10	24	D.Blin	2.653
11	16	E.Vocino	2.953
12	68	J.Ioverno	4.056
13	93	A.Quinet	4.824
14	26	M.Gennai	5.134
15	12	R.Dore	6.680
16	63	M.Hrava	6.687
17	94	S.Sanchez Tamayo	6.699
18	3	M.Gaggi	7.203
19	20	G.Matern	7.706
20	47	M.Cervenka	8.194
21	73	J.Perez Gonzalez	13.141
22	77	L.Gruau	14.669

Lap 3

1	4	C.Stange	5'52.302
2	41	J.Jahnig	0.235
3	98	T.Bercot	0.379
4	46	S.Di Sora	0.543
5	14	E.De La Vega	0.793
6	44	T.Bramich	1.166
7	17	K.Meuffels	1.292
8	97	M.Kappler	1.293
9	66	E.McGlinchey	3.198
10	16	E.Vocino	3.268
11	26	M.Gennai	5.507
12	68	J.Ioverno	5.753
13	93	A.Quinet	6.396
14	94	S.Sanchez Tamayo	7.285
15	3	M.Gaggi	8.542
16	12	R.Dore	8.664
17	63	M.Hrava	8.859
18	47	M.Cervenka	9.676
19	20	G.Matern	11.784
20	73	J.Perez Gonzalez	14.439
21	77	L.Gruau	21.687

Lap 4

1	41	J.Jahnig	7'47.502
2	4	C.Stange	0.045

3	98	T.Bercot	0.278
4	46	S.Di Sora	0.387
5	44	T.Bramich	0.599
6	17	K.Meuffels	0.843
7	97	M.Kappler	1.286
8	14	E.De La Vega	2.792
9	66	E.McGlinchey	3.397
10	16	E.Vocino	3.888
11	26	M.Gennai	5.848
12	68	J.Ioverno	6.352
13	93	A.Quinet	7.709
14	94	S.Sanchez Tamayo	8.552
15	3	M.Gaggi	9.553
16	63	M.Hrava	10.525
17	12	R.Dore	11.026
18	73	J.Perez Gonzalez	15.919
19	77	L.Gruau	29.443

Lap 5

1	41	J.Jahnig	9'42.672
2	4	C.Stange	0.028
3	98	T.Bercot	0.248
4	44	T.Bramich	0.783
5	46	S.Di Sora	0.819
6	17	K.Meuffels	0.828
7	97	M.Kappler	1.248
8	14	E.De La Vega	3.180
9	66	E.McGlinchey	3.255
10	16	E.Vocino	4.196
11	26	M.Gennai	6.399
12	68	J.Ioverno	6.973
13	93	A.Quinet	8.868
14	94	S.Sanchez Tamayo	8.926
15	3	M.Gaggi	10.248
16	12	R.Dore	12.111
17	63	M.Hrava	12.194
18	73	J.Perez Gonzalez	18.002
19	77	L.Gruau	37.548

Lap 6

1	4	C.Stange	11'38.655
2	41	J.Jahnig	0.169
3	46	S.Di Sora	0.421
4	44	T.Bramich	0.610
5	98	T.Bercot	0.647
6	17	K.Meuffels	0.734
7	97	M.Kappler	1.158
8	14	E.De La Vega	3.090
9	66	E.McGlinchey	3.218
10	16	E.Vocino	3.521
11	26	M.Gennai	6.005
12	94	S.Sanchez Tamayo	8.102
13	68	J.Ioverno	9.539
14	3	M.Gaggi	10.803
15	93	A.Quinet	10.864
16	12	R.Dore	12.995
17	63	M.Hrava	13.241
18	73	J.Perez Gonzalez	18.920
19	77	L.Gruau	44.330

Lap 7

1	41	J.Jahnig	13'34.127
2	4	C.Stange	0.027
3	46	S.Di Sora	0.233
4	98	T.Bercot	0.281
5	44	T.Bramich	0.549
6	17	K.Meuffels	0.621
7	97	M.Kappler	1.774
8	14	E.De La Vega	2.621
9	66	E.McGlinchey	2.999
10	16	E.Vocino	3.427
11	26	M.Gennai	6.053
12	94	S.Sanchez Tamayo	7.402
13	68	J.Ioverno	11.642
14	3	M.Gaggi	11.735

15	93	A.Quinet	12.739
16	12	R.Dore	14.662
17	63	M.Hrava	14.997
18	73	J.Perez Gonzalez	21.007
19	77	L.Gruau	52.413

Lap 8

1	41	J.Jahnig	15'29.851
2	4	C.Stange	0.074
3	46	S.Di Sora	0.236
4	98	T.Bercot	0.303
5	44	T.Bramich	0.491
6	17	K.Meuffels	0.569
7	14	E.De La Vega	1.921
8	97	M.Kappler	2.088
9	66	E.McGlinchey	2.106
10	16	E.Vocino	4.289
11	26	M.Gennai	5.747
12	94	S.Sanchez Tamayo	7.375
13	3	M.Gaggi	12.762
14	68	J.Ioverno	13.071
15	93	A.Quinet	14.246
16	12	R.Dore	15.571
17	63	M.Hrava	15.617
18	73	J.Perez Gonzalez	22.426
19	77	L.Gruau	59.652

Lap 9

1	4	C.Stange	17'25.468
2	41	J.Jahnig	0.186
3	98	T.Bercot	0.300
4	44	T.Bramich	0.601
5	46	S.Di Sora	0.741
6	17	K.Meuffels	0.758
7	66	E.McGlinchey	1.657
8	14	E.De La Vega	1.883
9	97	M.Kappler	2.802
10	26	M.Gennai	4.733
11	16	E.Vocino	4.794
12	94	S.Sanchez Tamayo	8.427
13	3	M.Gaggi	14.309
14	68	J.Ioverno	14.737
15	93	A.Quinet	16.291
16	63	M.Hrava	17.714
17	12	R.Dore	17.916
18	73	J.Perez Gonzalez	24.081
19	77	L.Gruau	1'07.176

Lap 10

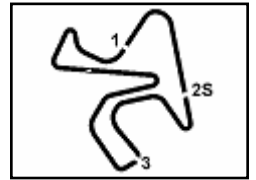
1	46	S.Di Sora	19'22.371
2	41	J.Jahnig	0.004
3	98	T.Bercot	0.126
4	4	C.Stange	0.180
5	17	K.Meuffels	0.436
6	14	E.De La Vega	0.570
7	66	E.McGlinchey	0.790
8	97	M.Kappler	2.298
9	26	M.Gennai	2.637
10	16	E.Vocino	3.587
11	94	S.Sanchez Tamayo	8.602
12	68	J.Ioverno	14.955
13	3	M.Gaggi	14.978
14	93	A.Quinet	17.894
15	12	R.Dore	18.371
16	63	M.Hrava	18.431
17	73	J.Perez Gonzalez	25.366
18	77	L.Gruau	1'14.322

01/08/2020

These data/results cannot be reproduced, stored and/or transmitted in whole or in part by any manner of electronic, mechanical, photocopying, recording, broadcasting or otherwise now known or herein after developed without the previous express consent by the copyright owner, except for reproduction in daily press and regular printed publications on sale to the public within 60 days of the event related to those data/results and always provided that copyright symbol appears together as follows below.

© DORNA WSBK ORGANIZATION Srl 2020





Jerez 4.423 m

3 / 3

Pirelli Spanish Round, 31 July - 2 August 2020

Lap Chart Last Chance Race

Race Pace Comparison

	46 DiS	41 Jah	98 Ber	4 Sta	17 Meu	14 Del	66 McG	97 Kap	26 Gen	16 Voc	94 San	68 Iov	3 Gag	93 Qui
1	2'02.026	2'01.472	2'01.914	2'01.440	2'02.161	2'01.813	2'03.265	2'02.861	2'06.177	2'04.374	2'07.275	2'04.941	2'07.207	2'04.947
2	1'55.392	1'55.444	1'55.294	1'55.671	1'55.824	1'55.363	1'56.240	1'55.506	1'55.873	1'55.495	1'56.340	1'56.031	1'56.912	1'56.793
3	1'55.427	1'55.621	1'55.473	1'55.191	1'55.609	1'55.919	1'55.995	1'55.228	1'55.759	1'55.701	1'55.972	1'57.083	1'56.725	1'56.958
4	1'55.044	1'54.965	1'55.099	1'55.245	1'54.751	1'57.199	1'55.399	1'55.193	1'55.541	1'55.820	1'56.467	1'55.799	1'56.211	1'56.513
5	1'55.602	1'55.170	1'55.140	1'55.153	1'55.155	1'55.558	1'55.028	1'55.132	1'55.721	1'55.478	1'55.544	1'55.791	1'55.865	1'56.329
6	1'55.585	1'56.152	1'56.382	1'55.955	1'55.889	1'55.893	1'55.946	1'55.893	1'55.589	1'55.308	1'55.159	1'58.549	1'56.538	1'57.979
7	1'55.284	1'55.303	1'55.106	1'55.499	1'55.359	1'55.003	1'55.253	1'56.088	1'55.520	1'55.378	1'54.772	1'57.575	1'56.404	1'57.347
8	1'55.727	1'55.724	1'55.746	1'55.771	1'55.672	1'55.024	1'54.831	1'56.038	1'55.418	1'56.586	1'55.697	1'57.153	1'56.751	1'57.231
9	1'56.122	1'55.803	1'55.614	1'55.543	1'55.806	1'55.579	1'55.168	1'56.331	1'54.603	1'56.122	1'56.669	1'57.283	1'57.164	1'57.662
10	1'56.162	1'56.721	1'56.729	1'57.083	1'56.581	1'55.590	1'56.036	1'56.399	1'54.807	1'55.696	1'57.078	1'57.121	1'57.572	1'58.506

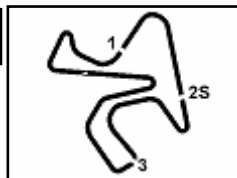
	12 Dor	63 Hra	73 PGo	77 Gru	44 Bra	47 Cer	20 Mat	24 Bli
1	2'06.990	2'06.040	2'12.788	2'09.665	2'02.593	2'07.325	2'07.891	2'03.318
2	1'56.606	1'57.563	1'57.269	2'01.920	1'55.286	1'57.785	1'56.731	1'56.251
3	1'57.370	1'57.558	1'56.684	2'02.404	1'55.589	1'56.868	1'59.464	
4	1'57.562	1'56.866	1'56.680	2'02.956	1'54.633			
5	1'56.255	1'56.839	1'57.253	2'03.275	1'55.354			
6	1'56.867	1'57.030	1'56.901	2'02.765	1'55.810			
7	1'57.139	1'57.228	1'57.559	2'03.555	1'55.411			
8	1'56.633	1'56.344	1'57.143	2'02.963	1'55.666			
9	1'57.962	1'57.714	1'57.272	2'03.141	1'55.727			
10	1'57.358	1'57.620	1'58.188	2'04.049				

01/08/2020

These data/results cannot be reproduced, stored and/or transmitted in whole or in part by any manner of electronic, mechanical, photocopying, recording, broadcasting or otherwise now known or herein after developed without the previous express consent by the copyright owner, except for reproduction in daily press and regular printed publications on sale to the public within 60 days of the event related to those data/results and always provided that copyright symbol appears together as follows below.

© DORNA WSBK ORGANIZATION Srl 2020





Pirelli Spanish Round, 31 July - 2 August 2020

Best Sectors & Speed Last Chance Race

Jerez 4.423 m

RESULTS

1	46 S. DI SORA	Kawasaki Ninja 400	Laps 10
2	41 J. JAHNIG	KTM RC 390 R	0.004
3	98 T. BERCOT	Yamaha YZF-R3	0.126
4	4 C. STANGE	KTM RC 390 R	0.180
5	17 K. MEUFFELS	Kawasaki Ninja 400	0.436
6	14 E. DE LA VEGA	Yamaha YZF-R3	0.570
7	66 E. MCGLINCHEY	Kawasaki Ninja 400	0.790
8	97 M. KAPPLER	KTM RC 390 R	2.298
9	26 M. GENNAI	Yamaha YZF-R3	2.637
10	16 E. VOCINO	Kawasaki Ninja 400	3.587
11	94 S. SANCHEZ TAMAYO	Yamaha YZF-R3	8.602
12	68 J. IOVERNO	Kawasaki Ninja 400	14.955
13	3 M. GAGGI	Yamaha YZF-R3	14.978
14	93 A. QUINET	Kawasaki Ninja 400	17.894
15	12 R. DORE	Yamaha YZF-R3	18.371
16	63 M. HRAVA	Kawasaki Ninja 400	18.431
17	73 J. PEREZ GONZALEZ	Yamaha YZF-R3	25.366
18	77 L. GRUAU	Kawasaki Ninja 400	1'14.322
RET	44 T. BRAMICH	Kawasaki Ninja 400	1 Lap
RET	47 M. CERVENKA	Kawasaki Ninja 400	7 Laps
RET	20 G. MATERN	Yamaha YZF-R3	7 Laps
RET	24 D. BLIN	Yamaha YZF-R3	8 Laps

SPEED

1	97 M. KAPPLER	KTM RC 390 R	195.2
2	4 C. STANGE	KTM RC 390 R	193.8
3	17 K. MEUFFELS	Kawasaki Ninja 400	193.8
4	44 T. BRAMICH	Kawasaki Ninja 400	192.8
5	41 J. JAHNIG	KTM RC 390 R	191.5
6	46 S. DI SORA	Kawasaki Ninja 400	190.8
7	98 T. BERCOT	Yamaha YZF-R3	190.8
8	24 D. BLIN	Yamaha YZF-R3	189.5
9	66 E. MCGLINCHEY	Kawasaki Ninja 400	188.3
10	16 E. VOCINO	Kawasaki Ninja 400	187.9
11	63 M. HRAVA	Kawasaki Ninja 400	187.6
12	94 S. SANCHEZ TAMAYO	Yamaha YZF-R3	187.6
13	93 A. QUINET	Kawasaki Ninja 400	187.0
14	12 R. DORE	Yamaha YZF-R3	186.4
15	14 E. DE LA VEGA	Yamaha YZF-R3	186.0
16	68 J. IOVERNO	Kawasaki Ninja 400	185.7
17	20 G. MATERN	Yamaha YZF-R3	184.2
18	47 M. CERVENKA	Kawasaki Ninja 400	184.2
19	3 M. GAGGI	Yamaha YZF-R3	183.9
20	26 M. GENNAI	Yamaha YZF-R3	183.0
21	77 L. GRUAU	Kawasaki Ninja 400	182.1
22	73 J. PEREZ GONZALEZ	Yamaha YZF-R3	177.4

SEG. 1

1	14 E. DE LA VEGA	27.874
2	46 S. DI SORA	27.890
3	97 M. KAPPLER	27.921
4	66 E. MCGLINCHEY	27.942
5	4 C. STANGE	27.956
6	44 T. BRAMICH	27.958
7	41 J. JAHNIG	27.976
8	94 S. SANCHEZ TAMAYO	27.987
9	26 M. GENNAI	28.057
10	17 K. MEUFFELS	28.076
11	98 T. BERCOT	28.113
12	16 E. VOCINO	28.183
13	73 J. PEREZ GONZALEZ	28.200
14	3 M. GAGGI	28.270
15	47 M. CERVENKA	28.300
16	12 R. DORE	28.304
17	68 J. IOVERNO	28.318
18	93 A. QUINET	28.355
19	24 D. BLIN	28.390
20	63 M. HRAVA	28.400
21	20 G. MATERN	28.459
22	77 L. GRUAU	29.565

SEG. 2

1	17 K. MEUFFELS	17.314
2	97 M. KAPPLER	17.317
3	44 T. BRAMICH	17.334
4	46 S. DI SORA	17.455
5	66 E. MCGLINCHEY	17.460
6	14 E. DE LA VEGA	17.505
7	98 T. BERCOT	17.506
8	4 C. STANGE	17.508
9	41 J. JAHNIG	17.510
10	16 E. VOCINO	17.510
11	12 R. DORE	17.511
12	94 S. SANCHEZ TAMAYO	17.541
13	63 M. HRAVA	17.547
14	24 D. BLIN	17.559
15	3 M. GAGGI	17.601
16	26 M. GENNAI	17.639
17	68 J. IOVERNO	17.653
18	93 A. QUINET	17.717
19	47 M. CERVENKA	17.789
20	20 G. MATERN	17.954
21	73 J. PEREZ GONZALEZ	17.959
22	77 L. GRUAU	18.434

SEG. 3

1	14 E. DE LA VEGA	33.158
2	26 M. GENNAI	33.223
3	66 E. MCGLINCHEY	33.311
4	16 E. VOCINO	33.404
5	94 S. SANCHEZ TAMAYO	33.411
6	4 C. STANGE	33.419
7	41 J. JAHNIG	33.426
8	68 J. IOVERNO	33.445
9	24 D. BLIN	33.509
10	17 K. MEUFFELS	33.546
11	46 S. DI SORA	33.562
12	98 T. BERCOT	33.578
13	44 T. BRAMICH	33.614
14	97 M. KAPPLER	33.625
15	3 M. GAGGI	33.664
16	73 J. PEREZ GONZALEZ	33.698
17	47 M. CERVENKA	33.795
18	20 G. MATERN	33.801
19	93 A. QUINET	33.837
20	63 M. HRAVA	33.938
21	12 R. DORE	33.975
22	77 L. GRUAU	35.408

SEG. 4

1	17 K. MEUFFELS	35.469
2	98 T. BERCOT	35.562
3	4 C. STANGE	35.565
4	26 M. GENNAI	35.583
5	44 T. BRAMICH	35.663
6	97 M. KAPPLER	35.705
7	66 E. MCGLINCHEY	35.715
8	94 S. SANCHEZ TAMAYO	35.717
9	41 J. JAHNIG	35.747
10	46 S. DI SORA	35.756
11	14 E. DE LA VEGA	35.773
12	16 E. VOCINO	35.845
13	3 M. GAGGI	36.094
14	68 J. IOVERNO	36.111
15	63 M. HRAVA	36.135
16	12 R. DORE	36.141
17	20 G. MATERN	36.206
18	47 M. CERVENKA	36.206
19	24 D. BLIN	36.238
20	73 J. PEREZ GONZALEZ	36.260
21	93 A. QUINET	36.306
22	77 L. GRUAU	37.510

01/08/2020

These data/results cannot be reproduced, stored and/or transmitted in whole or in part by any manner of electronic, mechanical, photocopying, recording, broadcasting or otherwise now known or herein after developed without the previous express consent by the copyright owner, except for reproduction in daily press and regular printed publications on sale to the public within 60 days of the event related to those data/results and always provided that copyright symbol appears together as follows below.

© DORNA WSBK ORGANIZATION Srl 2020



Official Fuel Supplier

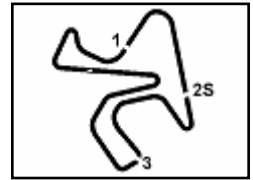


FICR PERUGIA TIMING

Official Tyre Supplier



Official Timekeeper

**25.3****WorldSSP300**
116/01

Pirelli Spanish Round, 31 July - 2 August 2020

Chronological Analysis Last Chance Race

Jerez 4.423 m

Start at 13:03'47.399

1 / 3

1° 46 S. DI SORA (1'55.044)							
Lap	Seg.1	Seg.2	Seg.3	Seg.4	Lap Time	km/h	Local Time
1		17.573	33.811	35.858	2'02.026	187,9	13:05'49.425
2	28.296	17.578	33.662	35.856	1'55.392	187,0	13:07'44.817
3	28.405	17.455	33.798	35.769	1'55.427	186,4	13:09'40.244
4	27.991	17.510	33.562	35.981	1'55.044	190,2	13:11'35.288
5	28.166	17.632	33.965	35.839	1'55.602	188,3	13:13'30.890
6	28.357	17.601	33.816	35.811	1'55.585	190,5	13:15'26.475
7	28.181	17.543	33.804	35.756	1'55.284	190,8	13:17'21.759
8	28.259	17.718	33.734	36.016	1'55.727	190,5	13:19'17.486
9	28.269	17.963	33.680	36.210	1'56.122	186,7	13:21'13.608
10	27.890	17.609	34.185	36.478	1'56.162	186,4	13:23'09.770
Race Time 19'22.371							

2° 41 J. JAHNIG (1'54.965)							
Lap	Seg.1	Seg.2	Seg.3	Seg.4	Lap Time	km/h	Local Time
1		17.812	33.702	35.747	2'01.472	183,6	13:05'48.871
2	28.205	17.708	33.491	36.040	1'55.444	183,9	13:07'44.315
3	28.298	17.721	33.757	35.845	1'55.621	185,1	13:09'39.936
4	27.976	17.621	33.494	35.874	1'54.965	191,5	13:11'34.901
5	28.299	17.611	33.426	35.834	1'55.170	188,9	13:13'30.071
6	28.788	17.866	33.577	35.921	1'56.152	187,9	13:15'26.223
7	28.335	17.510	33.649	35.809	1'55.303	188,6	13:17'21.526
8	28.424	17.657	33.635	36.008	1'55.724	188,9	13:19'17.250
9	28.420	17.840	33.585	35.958	1'55.803	186,4	13:21'13.053
10	28.225	17.712	34.710	36.074	1'56.721	184,8	13:23'09.774
Race Time 19'22.375							

3° 98 T. BERCOT (1'55.099)							
Lap	Seg.1	Seg.2	Seg.3	Seg.4	Lap Time	km/h	Local Time
1		17.775	33.720	35.562	2'01.914	187,0	13:05'49.313
2	28.236	17.603	33.617	35.838	1'55.294	180,9	13:07'44.607
3	28.252	17.605	33.715	35.901	1'55.473	187,3	13:09'40.080
4	28.284	17.513	33.578	35.724	1'55.099	187,3	13:11'35.179
5	28.113	17.681	33.760	35.586	1'55.140	185,7	13:13'30.319
6	28.589	17.901	34.009	35.883	1'56.382	184,5	13:15'26.701
7	28.215	17.506	33.757	35.628	1'55.106	188,9	13:17'21.807
8	28.273	17.686	33.822	35.965	1'55.746	190,8	13:19'17.553
9	28.244	17.832	33.597	35.941	1'55.614	184,8	13:21'13.167
10	28.164	17.708	34.700	36.157	1'56.729	182,7	13:23'09.896
Race Time 19'22.497							

4° 4 C. STANGE (1'55.153)							
Lap	Seg.1	Seg.2	Seg.3	Seg.4	Lap Time	km/h	Local Time
1		17.508	33.419	35.565	2'01.440	193,8	13:05'48.839
2	27.956	18.253	33.636	35.826	1'55.671	181,5	13:07'44.510
3	28.180	17.692	33.448	35.871	1'55.191	189,9	13:09'39.701
4	28.078	17.696	33.685	35.786	1'55.245	184,2	13:11'34.946
5	28.154	17.739	33.577	35.683	1'55.153	183,9	13:13'30.099
6	28.600	17.914	33.453	35.988	1'55.955	183,6	13:15'26.054
7	28.222	17.812	33.791	35.674	1'55.499	183,6	13:17'21.553
8	28.259	17.775	33.809	35.928	1'55.771	183,3	13:19'17.324
9	28.117	17.845	33.549	36.032	1'55.543	183,3	13:21'12.867
10	28.204	17.921	34.750	36.208	1'57.083	181,2	13:23'09.950
Race Time 19'22.551							

5° 17 K. MEUFFELS (1'54.751)							
Lap	Seg.1	Seg.2	Seg.3	Seg.4	Lap Time	km/h	Local Time
1		17.372	34.094	35.469	2'02.161	192,2	13:05'49.560
2	28.301	17.435	34.203	35.885	1'55.824	188,6	13:07'45.384
3	28.142	17.314	34.046	36.107	1'55.609	192,5	13:09'40.993
4	28.076	17.577	33.546	35.552	1'54.751	189,2	13:11'35.744
5	28.159	17.348	34.001	35.647	1'55.155	190,8	13:13'30.899
6	28.216	17.846	34.149	35.678	1'55.889	193,8	13:15'26.788
7	28.250	17.421	34.036	35.652	1'55.359	193,5	13:17'22.147
8	28.246	17.509	33.963	35.954	1'55.672	188,3	13:19'17.819

9	28.326	17.563	33.972	35.945	1'55.806	184,8	13:21'13.625
10	28.219	17.492	34.564	36.306	1'56.581	192,5	13:23'10.206
Race Time 19'22.807							

6° 14 E. DE LA VEGA (1'55.003)							
Lap	Seg.1	Seg.2	Seg.3	Seg.4	Lap Time	km/h	Local Time
1		17.810	33.685	35.808	2'01.813	179,1	13:05'49.212
2	28.234	17.602	33.410	36.117	1'55.363	183,6	13:07'44.575
3	28.421	17.615	33.691	36.192	1'55.919	186,0	13:09'40.494
4	28.196	18.249	34.296	36.458	1'57.199	179,4	13:11'37.693
5	28.350	17.764	33.391	36.053	1'55.558	179,7	13:13'33.251
6	28.577	17.713	33.613	35.990	1'55.893	184,5	13:15'29.144
7	28.326	17.746	33.158	35.773	1'55.003	184,8	13:17'24.147
8	27.874	17.533	33.632	35.985	1'55.024	185,7	13:19'19.171
9	28.245	17.886	33.675	35.773	1'55.579	180,3	13:21'14.750
10	28.147	17.505	33.683	36.255	1'55.590	185,4	13:23'10.340
Race Time 19'22.941							

7° 66 E. MCGLINCHEY (1'54.831)							
Lap	Seg.1	Seg.2	Seg.3	Seg.4	Lap Time	km/h	Local Time
1		17.635	33.814	36.013	2'03.265	188,3	13:05'50.664
2	28.307	17.739	33.632	36.562	1'56.240	184,5	13:07'46.904
3	28.423	17.772	33.505	36.295	1'55.995	182,7	13:09'42.899
4	28.274	17.728	33.433	35.964	1'55.399	184,5	13:11'38.298
5	28.245	17.596	33.311	35.876	1'55.028	186,0	13:13'33.326
6	28.420	17.741	33.464	36.321	1'55.946	182,7	13:15'29.272
7	28.182	17.736	33.425	35.910	1'55.253	183,9	13:17'24.525
8	27.942	17.460	33.405	36.024	1'54.831	187,6	13:19'19.356
9	28.380	17.508	33.565	35.715	1'55.168	185,1	13:21'14.524
10	28.262	17.620	33.631	36.523	1'56.036	183,3	13:23'10.560
Race Time 19'23.161							

8° 97 M. KAPPLER (1'55.132)							
Lap	Seg.1	Seg.2	Seg.3	Seg.4	Lap Time	km/h	Local Time
1		17.317	34.269	35.878	2'02.861	195,2	13:05'50.260
2	27.921	17.374	34.209	36.002	1'55.506	194,2	13:07'45.766
3	28.034	17.440	33.865	35.889	1'55.228	191,2	13:09'40.994
4	28.324	17.539	33.625	35.705	1'55.193	188,3	13:11'36.187
5	28.095	17.540	33.637	35.860	1'55.132	189,9	13:13'31.319
6	28.097	17.663	34.219	35.914	1'55.893	190,5	13:15'27.212
7	28.075	18.144	33.746	36.123	1'56.088	186,4	13:17'23.300
8	28.286	17.762	33.734	36.256	1'56.038	186,4	13:19'19.338
9	28.535	17.576	34.159	36.061	1'56.331	192,2	13:21'15.669
10	28.335	17.881	34.019	36.164	1'56.399	187,3	13:23'12.068
Race Time 19'24.669							

9° 26 M. GENNAI (1'54.603)							
Lap	Seg.1	Seg.2	Seg.3	Seg.4	Lap Time	km/h	Local Time
1		18.493	34.532	36.251	2'06.177	182,4	13:05'53.576
2	28.548	17.692	33.522	36.111	1'55.873	180,0	13:07'49.449
3	28.262	17.761	33.453	36.283	1'55.759	183,0	13:09'45.208
4	28.177	17.823	33.548	35.993	1'55.541	177,1	13:11'40.749
5	28.353	17.684	33.643	36.041	1'55.721	178,8	13:13'36.470
6	28.386	17.788	33.447	35.968	1'55.589	178,6	13:15'32.059
7	28.355	17.711	33.465	35.989	1'55.520	179,1	13:17'27.579
8	28.235	17.639	33.588	35.956	1'55.418	180,0	13:19'22.997
9	28.127	17.666	33.223	35.587	1'54.603	180,6	13:21'17.600
10	28.057	17.739	33.428	35.583	1'54.807	179,7	13:23'12.407
Race Time 19'25.008							

10° 16 E. VOCINO (1'55.308)							
Lap	Seg.1	Seg.2	Seg.3	Seg.4	Lap Time	km/h	Local Time
1		17.775	34.093	36.276	2'04.374	184,5	13:05'51.773
2	28.465	17.726	33.437	35.867	1'55.495	180,0	13:07'47.268
3	28.471	17.566	33.439	36.225	1'55.701	184,5	13:09'42.969
4	28.345	17.631	33.512	36.332	1'55.820	184,5	13:11'38.789
5	28.308	17.641	33.490	36.039	1'55.478	181,8	13:13'34.267

01/08/2020

P = Pits In/Out - C = Lap Time Cancelled

These data/results cannot be reproduced, stored and/or transmitted in whole or in part by any manner of electronic, mechanical, photocopying, recording, broadcasting or otherwise now known or herein after developed without the previous express consent by the copyright owner, except for reproduction in daily press and regular printed publications on sale to the public within 60 days of the event related to those data/results and always provided that copyright symbol appears together as follows below.

© DORNA WSBK ORGANIZATION Srl 2020



Official Fuel Supplier

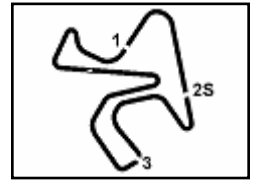


FKR PERUGIA TIMING

Official Tyre Supplier



Official Timekeeper



Jerez 4.423 m

3 / 3

Pirelli Spanish Round, 31 July - 2 August 2020

Chronological Analysis Last Chance Race

Start at 13:03'47.399

1	18.341	34.830	37.065	2'07.325	182,1	13:05'54.724
2	29.205	17.910	34.464	36.206	1'57.785	183,3 13:07'52.509
3	28.300	18.082	33.795	36.691	1'56.868	182,4 13:09'49.377

Race Time 6'01.978

RET 20 G. MATERN (1'56.731)							
Lap	Seg.1	Seg.2	Seg.3	Seg.4	Lap Time	km/h	Local Time
1		18.152	35.362	36.855	2'07.891	184,2	13:05'55.290
2	28.770	17.954	33.801	36.206	1'56.731	182,4	13:07'52.021
3	28.459	19.557	34.359	37.089	1'59.464	165,5	13:09'51.485

Race Time 6'04.086

RET 24 D. BLIN (1'56.251)							
Lap	Seg.1	Seg.2	Seg.3	Seg.4	Lap Time	km/h	Local Time
1		17.559	33.928	36.238	2'03.318	188,9	13:05'50.717
2	28.390	17.811	33.509	36.541	1'56.251	188,3	13:07'46.968

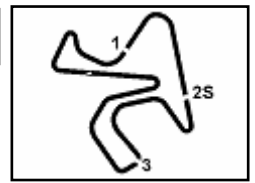
Race Time 3'59.569

01/08/2020 P = Pits In/Out - C = Lap Time Cancelled

These data/results cannot be reproduced, stored and/or transmitted in whole or in part by any manner of electronic, mechanical, photocopying, recording, broadcasting or otherwise now known or herein after developed without the previous express consent by the copyright owner, except for reproduction in daily press and regular printed publications on sale to the public within 60 days of the event related to those data/results and always provided that copyright symbol appears together as follows below.

© DORNA WSBK ORGANIZATION Srl 2020





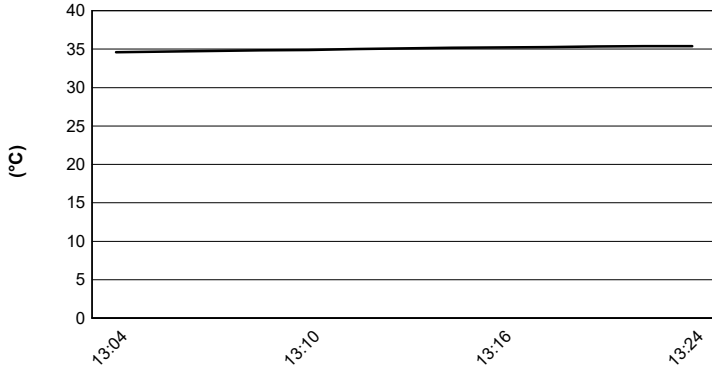
Jerez 4.423 m

Pirelli Spanish Round, 31 July - 2 August 2020

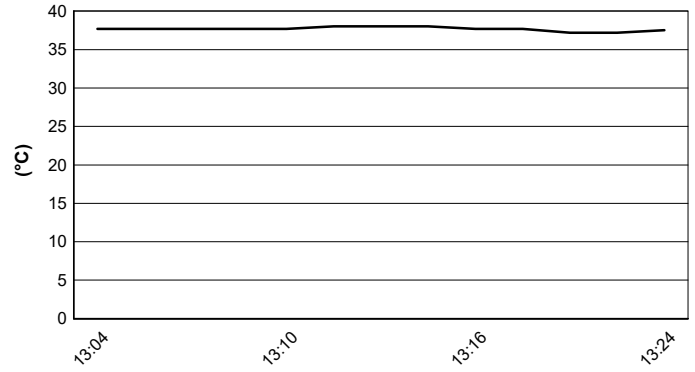
Weather Report Last Chance Race

Session started 13:04 - Session ended 13:24

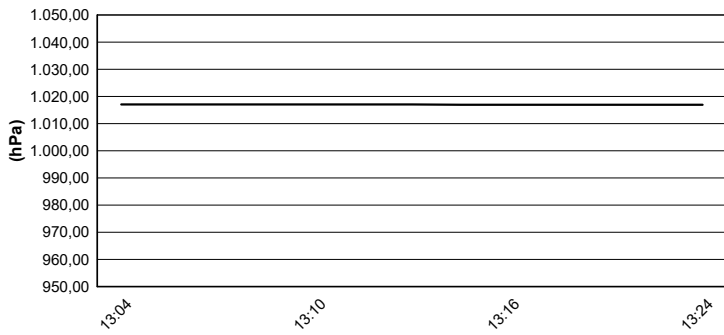
Air Temperature



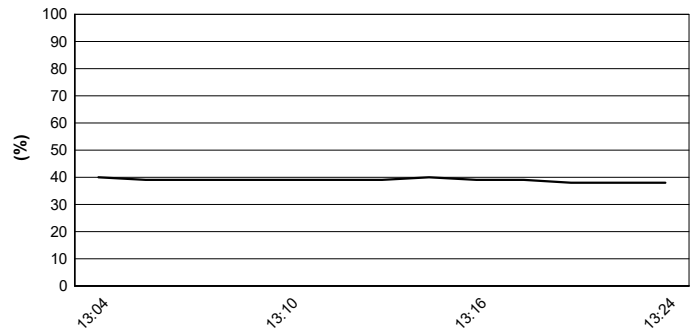
Track Temperature



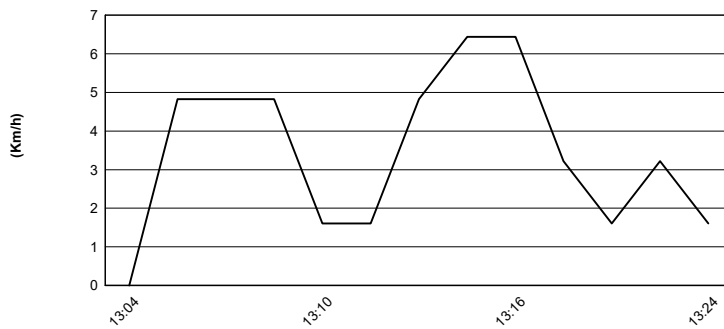
Air Pressure



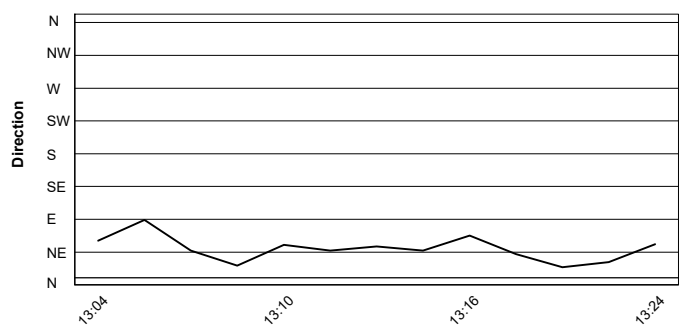
Humidity



Wind Speed



Wind Direction



01/08/2020

These data/results cannot be reproduced, stored and/or transmitted in whole or in part by any manner of electronic, mechanical, photocopying, recording, broadcasting or otherwise now known or herein after developed without the previous express consent by the copyright owner, except for reproduction in daily press and regular printed publications on sale to the public within 60 days of the event related to those data/results and always provided that copyright symbol appears together as follows below.

© DORNA WSBK ORGANIZATION Srl 2020



Official Fuel Supplier



FICR PERUGIA TIMING

Official Tyre Supplier



Official Timekeeper



Pirelli Spanish Round, 31 July - 2 August 2020

Best Laps & Speed

No.	Rider Bike	Nat	Best Lap		FP1		FP2		FP3		SP		LCR	
			LL	SPD	LL	SPD	LL	SPD	LL	SPD	LL	SPD	LL	SPD
1	83 M. KAWAKAMI Yamaha YZF-R3	BRA	1'52.265		1'53.907	1'54.148	1'54.923		1'52.265					
			34	191,5	13	188,2	9	188,5	8	180,2	4	191,5		
2	48 T. BRIANTI Kawasaki Ninja 400	ITA	1'53.062		1'54.823	1'54.814	1'53.062	1'53.520						
			36	192,5	13	192,5	12	192,1	3	191,8	8	191,8		
3	10 U. ORRADRE Yamaha YZF-R3	ESP	1'53.128		1'53.770	1'55.169	1'54.596	1'53.128						
			35	189,2	12	188,2	9	187,3	6	187,3	8	189,2		
4	88 B. IERACI Kawasaki Ninja 400	ITA	1'53.270		1'54.338	1'54.585	1'54.186	1'53.270						
			31	191,5	11	188,8	9	186,0	3	185,1	8	191,5		
5	58 I. IGLESIAS Kawasaki Ninja 400	ESP	1'53.435		1'55.490	1'55.239	1'53.435	1'54.996						
			38	191,5	14	191,5	9	188,5	8	190,1	7	186,9		
6	11 A. CARRASCO Kawasaki Ninja 400	ESP	1'53.447		1'54.473	1'54.408	1'53.577	1'53.447						
			35	192,8	12	192,8	11	188,8	4	189,8	8	191,8		
7	64 H. DE CANCELLIS Yamaha YZF-R3	FRA	1'53.470		1'54.625	1'54.043	1'54.660	1'53.470						
			39	190,1	12	188,8	13	188,2	6	189,2	8	190,1		
8	8 M. PEREZ Kawasaki Ninja 400	ESP	1'53.490		1'53.609	1'54.630	1'53.947	1'53.490						
			34	195,2	8	187,9	12	186,9	6	188,8	8	195,2		
9	54 B. SOFUOGLU Yamaha YZF-R3	TUR	1'53.654		1'54.875	1'54.808	1'54.133	1'53.654						
			33	193,1	7	190,8	11	190,1	6	193,1	9	192,5		
10	6 J. BUIS Kawasaki Ninja 400	NED	1'53.699		1'54.581	1'55.699	1'53.699	1'53.811						
			31	197,3	13	197,3	9	191,8	1	187,3	8	193,8		
11	22 N. KALININ Kawasaki Ninja 400	UKR	1'53.701		1'54.589	1'55.572	1'54.169	1'53.701						
			36	189,5	14	189,5	10	185,4	3	187,9	9	188,2		
12	69 T. BOOTH-AMOS Kawasaki Ninja 400	GBR	1'53.756		1'53.910	1'53.756	1'54.700	1'53.987						
			36	193,1	8	193,1	13	192,8	7	184,8	8	187,9		
13	61 Y. OKAYA Kawasaki Ninja 400	JPN	1'53.795		1'55.191	1'54.113	1'55.273	1'53.795						
			40	193,5	13	190,5	12	193,5	7	190,5	8	193,1		
14	71 T. EDWARDS Kawasaki Ninja 400	AUS	1'53.827		1'54.611	1'54.244	1'54.595	1'53.827						
			34	190,8	12	190,8	7	186,3	7	183,2	8	186,9		
15	95 S. DEROUÉ Kawasaki Ninja 400	NED	1'53.872		1'54.399	1'54.001	1'55.103	1'53.872						
			33	193,8	8	188,2	11	193,8	6	188,8	8	190,8		
16	85 K. SABATUCCI Kawasaki Ninja 400	ITA	1'53.900		1'54.342	1'54.579	1'54.872	1'53.900						
			33	189,2	14	189,2	8	189,2	4	189,2	7	187,9		
17	80 G. MASTROLUCA Kawasaki Ninja 400	ITA	1'54.116		1'54.116	1'56.248	1'55.472	1'55.339						
			34	192,8	12	192,8	8	182,0	7	191,5	7	183,8		
18	30 G. VAN STRAALEN Yamaha YZF-R3	NED	1'54.128		1'55.854	1'56.012	1'54.128	1'54.619						
			34	190,1	8	186,6	11	182,9	7	186,0	8	190,1		
19	87 T. KAWAKAMI Yamaha YZF-R3	BRA	1'54.148		1'54.391	1'55.461	1'55.175	1'54.148						
			40	192,8	13	192,8	11	188,2	8	185,1	8	186,9		
20	45 F. MACAN Yamaha YZF-R3	BRA	1'54.275		1'55.683	1'55.625	1'54.476	1'54.275						
			35	188,5	13	187,9	10	182,9	5	183,2	7	188,5		
21	27 F. ROVELLI Kawasaki Ninja 400	ITA	1'54.321		1'55.312	1'55.270	1'54.321	1'54.923						
			30	187,6	10	186,9	9	185,4	6	187,6	5	186,0		
22	23 S. MARKARIAN Yamaha YZF-R3	FRA	1'54.345		1'54.394	1'55.547	1'55.615	1'54.345						
			31	189,8	13	189,8	6	188,2	5	187,9	7	185,1		
23	15 A. COPPOLA Kawasaki Ninja 400	ITA	1'54.353		1'54.353	1'55.449	1'55.160	2'04.583						
			32	191,8	12	191,8	10	189,8	4	184,8	6	187,6		
24	52 O. KÖNIG KTM RC 390 R	CZE	1'54.386		1'55.008	1'55.730	1'54.386	1'54.625						
			38	195,9	12	191,1	10	188,5	8	195,2	8	195,9		
25	9 P. GRASSIA Yamaha YZF-R3	ITA	1'54.395		1'55.919	1'55.224	1'54.449	1'54.395						
			38	189,8	11	188,2	12	185,7	7	189,8	8	189,2		

01/08/2020

These data/results cannot be reproduced, stored and/or transmitted in whole or in part by any manner of electronic, mechanical, photocopying, recording, broadcasting or otherwise now known or herein after developed without the previous express consent by the copyright owner, except for reproduction in daily press and regular printed publications on sale to the public within 60 days of the event related to those data/results and always provided that copyright symbol appears together as follows below.

© DORNA WSBK ORGANIZATION Srl 2020





Pirelli Spanish Round, 31 July - 2 August 2020

Best Laps & Speed

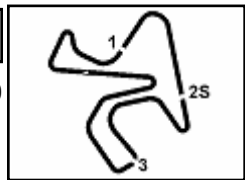
No.	Rider Bike	Nat	Best Lap		FP1		FP2		FP3		SP		LCR	
			LL	SPD	LL	SPD	LL	SPD	LL	SPD	LL	SPD	LL	SPD
26	7 J. GIMBERT Kawasaki Ninja 400	FRA	1'54.396	38 190,5	1'54.631	13 190,5	1'55.189	10 186,6	1'54.396	7 189,8	1'54.413	8 189,8		
27	2 A. CARRION Kawasaki Ninja 400	ESP	1'54.471	38 190,8	1'55.281	11 190,8	1'55.466	12 187,9	1'54.536	7 184,4	1'54.471	8 187,3		
28	84 K. ALOISI Yamaha YZF-R3	ITA	1'54.476	42 189,8	1'55.107	14 188,8	1'54.476	12 186,0	1'54.806	7 187,3	1'54.704	9 189,8		
29	25 A. KROH Yamaha YZF-R3	GER	1'54.535	37 189,5	1'55.772	14 189,5	1'55.547	10 185,1	1'54.535	5 187,6	1'54.806	8 189,2		
30	72 A. DIAZ Yamaha YZF-R3	ESP	1'54.588	39 186,9	1'57.405	11 182,9	1'56.733	12 185,4	1'54.588	7 185,1	1'54.598	9 186,9		
31	26 M. GENNAI Yamaha YZF-R3	ITA	1'54.603	42 189,5	1'56.484	13 185,1	1'56.283	12 185,4	1'55.745	7 189,5		1'54.603	10 182,9	
32	44 T. BRAMICH Kawasaki Ninja 400	AUS	1'54.633	39 192,8	1'56.046	14 190,5	1'55.619	10 186,9	1'55.036	6 186,9		1'54.633	9 192,8	
33	41 J. JAHNIG KTM RC 390 R	GER	1'54.679	36 191,5	1'54.679	8 189,5	1'55.382	12 185,7	1'55.480	6 188,8		1'54.965	10 191,5	
34	17 K. MEUFFELS Kawasaki Ninja 400	NED	1'54.751	35 194,5	1'55.180	13 193,8	1'56.061	5 194,5	1'55.090	7 187,3		1'54.751	10 193,8	
35	98 T. BERCOT Yamaha YZF-R3	FRA	1'54.771	43 190,8	1'55.008	13 190,8	1'55.985	12 181,7	1'54.771	8 188,2		1'55.099	10 190,8	
36	94 S. SANCHEZ TAMAYO Yamaha YZF-R3	ESP	1'54.772	18 188,5					1'57.126	8 188,5		1'54.772	10 187,6	
37	14 E. DE LA VEGA Yamaha YZF-R3	FRA	1'54.803	43 189,2	1'55.673	13 189,2	1'56.152	13 186,0	1'54.803	7 187,6		1'55.003	10 186,0	
38	4 C. STANGE KTM RC 390 R	GER	1'54.805	31 193,8	1'54.967	12 192,5	1'56.222	2 182,0	1'54.805	7 183,2		1'55.153	10 193,8	
39	66 E. MCGLINCHEY Kawasaki Ninja 400	GBR	1'54.831	44 188,2	1'58.760	14 186,0	1'56.975	13 186,0	1'55.237	7 188,2		1'54.831	10 188,2	
40	46 S. DI SORA Kawasaki Ninja 400	FRA	1'54.958	42 190,8	1'55.240	12 190,1	1'56.836	12 186,0	1'54.958	8 190,8		1'55.044	10 190,8	
41	97 M. KAPPLER KTM RC 390 R	GER	1'55.132	42 195,2	1'56.752	12 186,6	1'56.322	12 187,9	1'55.325	8 186,3		1'55.132	10 195,2	
42	16 E. VOCINO Kawasaki Ninja 400	ITA	1'55.308	38 188,5	1'55.794	13 186,9	1'56.500	12 180,2	1'56.691	3 188,5		1'55.308	10 187,9	
43	24 D. BLIN Yamaha YZF-R3	POL	1'55.403	21 192,1	1'59.144	3	1'57.556	9 186,9	1'55.403	7 192,1		1'56.251	2 189,5	
44	73 J. PEREZ GONZALEZ Yamaha YZF-R3	ESP	1'55.472	38 189,2	1'56.720	13 186,0	1'56.784	8 183,8	1'55.472	7 189,2		1'56.680	10 177,4	
45	68 J. IOVERNO Kawasaki Ninja 400	ITA	1'55.498	37 188,2	1'56.792	10 188,2	1'56.575	12 183,8	1'55.498	5 187,6		1'55.791	10 185,7	
46	93 A. QUINET Kawasaki Ninja 400	FRA	1'55.700	40 189,8	1'57.921	11 187,6	1'56.810	11 187,6	1'55.700	8 189,8		1'56.329	10 186,9	
47	3 M. GAGGI Yamaha YZF-R3	ITA	1'55.865	38 188,2	1'56.482	12 188,2	1'55.966	12 187,6	1'57.297	4 177,9		1'55.865	10 183,8	
48	63 M. HRAVA Kawasaki Ninja 400	CZE	1'55.911	43 187,6	1'58.073	13 184,1	1'57.862	12 182,3	1'55.911	8 186,3		1'56.344	10 187,6	
49	12 R. DORE Yamaha YZF-R3	FRA	1'56.255	46 186,3	1'57.770	15 183,8	1'57.494	14 181,1	1'56.283	7 180,0		1'56.255	10 186,3	
50	20 G. MATERN Yamaha YZF-R3	FRA	1'56.731	22 184,1	1'57.405	13 183,8	1'57.636	5 181,4	1'58.610	1 178,5		1'56.731	3 184,1	

01/08/2020

These data/results cannot be reproduced, stored and/or transmitted in whole or in part by any manner of electronic, mechanical, photocopying, recording, broadcasting or otherwise now known or herein after developed without the previous express consent by the copyright owner, except for reproduction in daily press and regular printed publications on sale to the public within 60 days of the event related to those data/results and always provided that copyright symbol appears together as follows below.

© DORNA WSBK ORGANIZATION Srl 2020





Jerez 4.423 m

Pirelli Spanish Round, 31 July - 2 August 2020

Best Laps & Speed

3 / 3

No.	Rider	Bike	Nat	Best Lap		FP1		FP2		FP3		SP		LCR	
				LL	SPD	LL	SPD	LL	SPD	LL	SPD	LL	SPD	LL	SPD
51	47 M. CERVENKA	Kawasaki Ninja 400	CZE	1'56.868		2'00.581		1'58.294		1'57.306				1'56.868	
				32	184,1	12		12	183,2	5	183,2			3	184,1
52	18 I. OFFER	Kawasaki Ninja 400	GBR	1'59.410		1'59.410		1'59.870							
				24	185,7	12	185,7	12	177,4						
53	77 L. GRUAU	Kawasaki Ninja 400	FRA	2'00.664		2'02.821		2'01.288		2'00.664				2'01.920	
				42	182,9	12	182,3	13	181,4	7	182,9			10	182,0

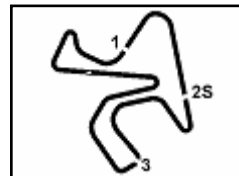
01/08/2020

These data/results cannot be reproduced, stored and/or transmitted in whole or in part by any manner of electronic, mechanical, photocopying, recording, broadcasting or otherwise now known or herein after developed without the previous express consent by the copyright owner, except for reproduction in daily press and regular printed publications on sale to the public within 60 days of the event related to those data/results and always provided that copyright symbol appears together as follows below.

© DORNA WSBK ORGANIZATION Srl 2020



FKR PERUGIA TIMING



Pirelli Spanish Round, 31 July - 2 August 2020

Starting Grid - Race 1

10 Laps x 4,423 km = 44,230 km

Jerez 4.423 m

1	83 KAWAKAMI M. Yamaha 1'52.265	2	10 ORRADRE U. Yamaha 1'53.128	3	88 IERACI B. Kawasaki 1'53.270	
2	4	11 CARRASCO A. Kawasaki 1'53.447	5	64 DE CANCELLIS H. Yamaha 1'53.470	6	8 PEREZ M. Kawasaki 1'53.490
3	7	48 BRIANTI T. Kawasaki 1'53.520	8	54 SOFUOGLU B. Yamaha 1'53.654	9	22 KALININ N. Kawasaki 1'53.701
4	10	61 OKAYA Y. Kawasaki 1'53.795	11	6 BUIS J. Kawasaki 1'53.811	12	71 EDWARDS T. Kawasaki 1'53.827
5	13	95 DEROUÉ S. Kawasaki 1'53.872	14	85 SABATUCCI K. Kawasaki 1'53.900	15	69 BOOTH-AMOS T. Kawasaki 1'53.987
6	16	87 KAWAKAMI T. Yamaha 1'54.148	17	45 MACAN F. Yamaha 1'54.275	18	23 MARKARIAN S. Yamaha 1'54.345
7	19	9 GRASSIA P. Yamaha 1'54.395	20	7 GIMBERT J. Kawasaki 1'54.413	21	2 CARRION A. Kawasaki 1'54.471
8	22	72 DIAZ A. Yamaha 1'54.598	23	30 VAN STRAALEN G. Yamaha 1'54.619	24	52 KÖNIG O. KTM 1'54.625
9	25	84 ALOISI K. Yamaha 1'54.704	26	25 KROH A. Yamaha 1'54.806	27	27 ROVELLI F. Kawasaki 1'54.923
10	28	58 IGLESIAS I. Kawasaki 1'54.996	29	80 MASTROLUCA G. Kawasaki 1'55.339	30	15 COPPOLA A. Kawasaki 2'04.583
11	31	46 DI SORA S. Kawasaki	32	41 JAHNIG J. KTM	33	98 BERCOT T. Yamaha
12	34	4 STANGE C. KTM	35	17 MEUFFELS K. Kawasaki	36	14 DE LA VEGA E. Yamaha

01/08/2020 The Race Director

These data/results cannot be reproduced, stored and/or transmitted in whole or in part by any manner of electronic, mechanical, photocopying, recording, broadcasting or otherwise now known or herein after developed without the previous express consent by the copyright owner, except for reproduction in daily press and regular printed publications on sale to the public within 60 days of the event related to those data/results and always provided that copyright symbol appears together as follows below.

© DORNA WSBK ORGANIZATION Srl 2020



Official Fuel Supplier



FKR PERUGIA TIMING

Official Tyre Supplier



Official Timekeeper