

Pirelli Spanish Round, 31 July - 2 August 2020

Results Race 1

Laps 10 = 44,230 Km - Time of Race 19'09.326 - Avg. 138,540 km/h

Jerez 4.423 m

1 / 2

Pos	Grid	No.	Rider	Nat	Team	Bike	Class	LL	Gap	Rel.	Fastest Lap	Speed	Qualifying	Speed
1	2	10	U. ORRADRE	ESP	Yamaha MS Racing	Yamaha YZF-R3	A	10			1'53.778	194,5	1'53.128	189,2
2	15	69	T. BOOTH-AMOS	GBR	RT Motorsports by SKM - Kawasaki	Kawasaki Ninja 400	B	10	2.341	2.341	1'53.735	195,6	1'53.987	187,9
3	13	95	S. DEROUÉ	NED	MTM Kawasaki MOTOPOST	Kawasaki Ninja 400	B	10	2.428	0.087	1'53.866	197,3	1'53.872	190,8
4	10	61	Y. OKAYA	JPN	MTM Kawasaki MOTOPOST	Kawasaki Ninja 400	B	10	2.483	0.055	1'54.005	195,9	1'53.795	193,2
5	7	48	T. BRIANTI	ITA	Prodina Ircos Team WorldSSP300	Kawasaki Ninja 400	B	10	2.486	0.003	1'54.229	196,2	1'53.520	191,8
6	8	54	B. SOFUOGLU	TUR	Biblion Motoxrcing Yamaha WSSP300	Yamaha YZF-R3	B	10	2.614	0.128	1'53.962	194,2	1'53.654	192,5
7	4	11	A. CARRASCO	ESP	Kawasaki Provec WorldSSP300	Kawasaki Ninja 400	B	10	3.278	0.664	1'53.663	198,4	1'53.447	191,8
8	14	85	K. SABATUCCI	ITA	Kawasaki GP Project	Kawasaki Ninja 400	B	10	7.255	3.977	1'54.084	195,6	1'53.900	187,9
9	22	72	A. DIAZ	ESP	Biblion Motoxrcing Yamaha WSSP300	Yamaha YZF-R3	A	10	7.257	0.002	1'54.303	193,2	1'54.598	187,0
10	9	22	N. KALININ	UKR	Battley-RT Motorsports by SKM-Kawasaki	Kawasaki Ninja 400	A	10	7.440	0.183	1'54.368	193,5	1'53.701	188,3
11	16	87	T. KAWAKAMI	BRA	Yamaha MS Racing	Yamaha YZF-R3	B	10	7.836	0.396	1'54.523	192,5	1'54.148	187,0
12	31	46	S. DI SORA	FRA	Leader Team Flembbo	Kawasaki Ninja 400	A	10	11.855	4.019	1'54.371	192,5		
13	25	84	K. ALOISI	ITA	ProGP Racing	Yamaha YZF-R3	A	10	12.146	0.291	1'54.649	194,5	1'54.704	189,9
14	21	2	A. CARRION	ESP	Smrz Racing - Willi Race	Kawasaki Ninja 400	A	10	12.440	0.294	1'54.474	194,9	1'54.471	187,3
15	35	17	K. MEUFFELS	NED	MTM Kawasaki MOTOPOST	Kawasaki Ninja 400	A	10	13.124	0.684	1'54.743	198,7		
16	26	25	A. KROH	GER	Yamaha MS Racing	Yamaha YZF-R3	A	10	13.132	0.008	1'54.779	196,6	1'54.806	189,2
17	32	41	J. JAHNIG	GER	Freudenberg KTM Junior Team	KTM RC 390 R	A	10	14.175	1.043	1'54.864	196,2		
18	24	52	O. KÖNIG	CZE	Freudenberg KTM Junior Team	KTM RC 390 R	B	10	14.330	0.155	1'54.732	195,2	1'54.625	195,9
19	18	23	S. MARKARIAN	FRA	Yamaha MS Racing	Yamaha YZF-R3	B	10	14.713	0.383	1'54.755	195,2	1'54.345	185,1
20	23	30	G. VAN STRAALLEN	NED	EAB Ten Kate Racing	Yamaha YZF-R3	A	10	17.540	2.827	1'55.196	191,5	1'54.619	190,2
21	36	14	E. DE LA VEGA	FRA	Machado Came SBK	Yamaha YZF-R3	B	10	17.551	0.011	1'54.939	191,2		
22	3	88	B. IERACI	ITA	Kawasaki GP Project	Kawasaki Ninja 400	A	10	17.580	0.029	1'54.253	198,7	1'53.270	191,5
23	30	15	A. COPPOLA	ITA	Kawasaki GP Project	Kawasaki Ninja 400	B	10	17.594	0.014	1'54.846	193,5	2'04.583	187,6
24	28	58	I. IGLESIAS	ESP	Scuderia Maranga Racing	Kawasaki Ninja 400	B	10	17.643	0.049	1'54.990	193,5	1'54.996	187,0
25	19	9	P. GRASSIA	ITA	Team CHIODO Moto Racing	Yamaha YZF-R3	A	10	17.908	0.265	1'54.946	191,2	1'54.395	189,2
26	17	45	F. MACAN	BRA	Team Brasil AD 78	Yamaha YZF-R3	A	10	18.345	0.437	1'55.415	190,8	1'54.275	188,6
27	34	4	C. STANGE	GER	Freudenberg KTM WorldSSP Team	KTM RC 390 R	A	10	20.986	2.641	1'54.992	193,8		
28	27	27	F. ROVELLI	ITA	Kawasaki ParkinGO Team	Kawasaki Ninja 400	A	10	22.816	1.830	1'55.017	192,2	1'54.923	186,0
29	29	80	G. MASTROLUCA	ITA	GP Project	Kawasaki Ninja 400	B	10	27.911	5.095	1'55.420	184,8	1'55.339	183,9
30	11	6	J. BUIS	NED	MTM Kawasaki MOTOPOST	Kawasaki Ninja 400	A	10	1'33.926	1'06.015	1'53.861	198,0	1'53.811	193,8
31	1	83	M. KAWAKAMI	BRA	Team Brasil AD 78	Yamaha YZF-R3	B	10	1'45.246	11.320	1'54.602	189,2	1'52.265	191,5
-----Not Classified-----														
RET	12	71	T. EDWARDS	AUS	Kawasaki ParkinGO Team	Kawasaki Ninja 400	B	8	2 Laps		1'53.975	193,8	1'53.827	187,0
RET	6	8	M. PEREZ	ESP	Prodina Ircos Team WorldSSP300	Kawasaki Ninja 400	A	2	8 Laps		1'53.691	195,6	1'53.490	195,2
RET	5	64	H. DE CANCELLIS	FRA	Team TRASIMENO	Yamaha YZF-R3	B	1	9 Laps			192,8	1'53.470	190,2
RET	33	98	T. BERCOT	FRA	ProGP Racing	Yamaha YZF-R3	B	0						
-----Disqualified-----														
DSQ	20	7	J. GIMBERT	FRA	GP Project	Kawasaki Ninja 400	A	1	9 Laps			192,2	1'54.413	189,9

AIR	Humidity:	19%	Temp:	39°C
TRACK	Condition:	Dry	Temp:	61°C

Records	Pole (SP)	2019	V.Steeman	1'52.199	141,92 Km/h
	Race (RC2)	2019	K.Meuffels	1'52.778	141,19 Km/h
	All Times (SP)	2019	V.Steeman	1'52.199	141,92 Km/h
Race Fastest Lap		Lap 9	A.Carrasco	1'53.663	140,09 Km/h

01/08/2020 Start 16:31 End 16:52 The results are provisional until the end of the time limit for protests and appeals and the completion of the technical checks.

These data/results cannot be reproduced, stored and/or transmitted in whole or in part by any manner of electronic, mechanical, photocopying, recording, broadcasting or otherwise now known or herein after developed without the previous express consent by the copyright owner, except for reproduction in daily press and regular printed publications on sale to the public within 60 days of the event related to those data/results and always provided that copyright symbol appears together as follows below.

© DORNA WSBK ORGANIZATION Srl 2020





Pirelli Spanish Round, 31 July - 2 August 2020

Results Race 1

Jerez 4.423 m

2 / 2

LAP LEADERS					
No.	Rider	From	To	Laps	Total
11	A. CARRASCO	1	2	2	
10	U. ORRADRE	3	3	1	
11	A. CARRASCO	4	4	1	3
95	S. DEROUE	5	5	1	1
10	U. ORRADRE	6	10	5	6

TOTAL LEADER LAPS	
No. Rider	Laps
10 U. ORRADRE	6
11 A. CARRASCO	6
54 B. SOFUOGLU	6
61 Y. OKAYA	1
95 S. DEROUE	1

N.7 (Gimbert J.) has been disqualified for infringement of art 2.7.3 (Aragon 2 decision)

Race Highlights

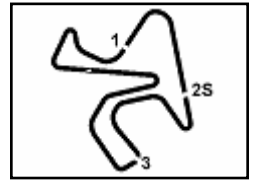
Time	No. Rider	Description
16.25.49	64 De Cancellis	Will start the race from the back of the grid (tyre pressure)
16.28.09		Warm-up Lap Start
16.31.33		Start
16.31.50	98 Bercot	Crashed - Turn 1
16.31.59	80 Mastroluca	On the Gravel - Re-Joined - Turn 1
16.32.42	98 Bercot	Out
16.33.13	83 Kawakami	Entered Pits
16.33.52	7 Gimbert	Crashed - Turn 1
16.33.52	64 De Cancellis	Crashed - Turn 1
16.34.02		No Jump Start
16.34.26	64 De Cancellis	Out
16.34.29	7 Gimbert	Out
16.35.01	83 Kawakami	Exited Pits
16.36.51	8 Perez	Crashed - Turn 10
16.37.26	8 Perez	Re-joined
16.37.55	8 Perez	Entered Pits
16.39.23	8 Perez	Retired
16.43.05		2/3 of Race Distance Completed
16.45.56	6 Buis	Crashed - Turn 6
16.45.56	88 Ieraci	Crashed - Turn 6
16.46.03	88 Ieraci	Re-joined
16.46.33	6 Buis	Re-joined
16.47.05	6 Buis	Entered Pits
16.47.27	71 Edwards	Crashed - Re-Joined - Turn 2
16.48.07	6 Buis	Exited Pits
16.49.01	71 Edwards	Entered Pits
16.50.16	71 Edwards	Retired
16.50.43		Results to be confirmed by Photofinish
16.52.38		Results confirmed
16.52.48		End Of Session

01/08/2020 Start 16:31 End 16:52 The results are provisional until the end of the time limit for protests and appeals and the completion of the technical checks.

These data/results cannot be reproduced, stored and/or transmitted in whole or in part by any manner of electronic, mechanical, photocopying, recording, broadcasting or otherwise now known or herein after developed without the previous express consent by the copyright owner, except for reproduction in daily press and regular printed publications on sale to the public within 60 days of the event related to those data/results and always provided that copyright symbol appears together as follows below.

© DORNA WSBK ORGANIZATION Srl 2020





Jerez 4.423 m

1 / 4

Pirelli Spanish Round, 31 July - 2 August 2020

Lap Chart Race 1

Lap										
	1	2	3	4	5	6	7	8	9	10
1	11	11	10	11	95	10	10	10	10	10
2	10	10	11	10	10	95	88	69	95	69
3	88	6	6	6	11	88	95	95	11	95
4	6	88	95	95	88	11	6	61	69	61
5	54	54	88	88	6	6	11	54	61	48
6	48	95	54	61	54	54	61	11	48	54
7	95	8	61	54	48	61	69	48	54	11
8	61	48	48	48	61	48	48	85	85	85
9	8	61	71	69	69	69	54	71	72	72
10	22	22	22	71	71	71	71	22	22	22
11	85	87	87	22	87	22	22	72	87	87
12	87	71	69	87	22	72	85	87	84	46
13	71	69	72	72	72	87	72	46	46	84
14	69	85	23	85	85	85	87	23	2	2
15	72	72	85	23	23	2	2	84	25	17
16	23	23	25	2	2	84	84	2	17	25
17	45	25	2	25	84	23	46	25	23	41
18	25	2	52	84	46	46	23	17	41	52
19	2	45	84	46	25	25	25	41	52	23
20	84	52	46	52	52	17	17	52	15	30
21	7	84	45	45	45	52	41	58	30	14
22	64	46	58	41	17	45	52	9	9	88
23	30	30	27	15	41	41	45	15	14	15
24	52	58	15	58	58	58	15	14	88	58
25	46	15	41	17	15	15	58	45	58	9
26	58	27	17	30	30	9	9	30	45	45
27	15	41	30	4	4	30	14	88	4	4
28	14	14	4	9	9	14	30	27	27	27
29	27	17	14	27	14	4	27	4	80	80
30	9	9	9	14	27	27	4	80	6	6
31	41	4	80	80	80	80	80	6	83	83
32	17	80	83	83	83	83	83			
33	4	83								
34	80									
35	83									

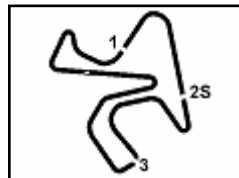
Final Result		
1	10 U. ORRADRE	Laps 10
2	69 T. BOOTH-AMOS	2.341
3	95 S. DEROUÉ	2.428
4	61 Y. OKAYA	2.483
5	48 T. BRIANTI	2.486
6	54 B. SOFUOGLU	2.614
7	11 A. CARRASCO	3.278
8	85 K. SABATUCCI	7.255
9	72 A. DIAZ	7.257
10	22 N. KALININ	7.440
11	87 T. KAWAKAMI	7.836
12	46 S. DI SORA	11.855
13	84 K. ALOISI	12.146
14	2 A. CARRION	12.440
15	17 K. MEUFFELS	13.124
16	25 A. KROH	13.132
17	41 J. JAHNIG	14.175
18	52 O. KÖNIG	14.330
19	23 S. MARKARIAN	14.713
20	30 G. VAN STRAALLEN	17.540
21	14 E. DE LA VEGA	17.551
22	88 B. IERACI	17.580
23	15 A. COPPOLA	17.594
24	58 I. IGLESIAS	17.643
25	9 P. GRASSIA	17.908
26	45 F. MACAN	18.345
27	4 C. STANGE	20.986
28	27 F. ROVELLI	22.816
29	80 G. MASTROLUCA	27.911
30	6 J. BUIS	1'33.926
31	83 M. KAWAKAMI	1'45.246
RET	71 T. EDWARDS	2 Laps
RET	8 M. PEREZ	8 Laps
RET	64 H. DE CANCELLIS	9 Laps
RET	98 T. BERCOT	
DSQ	7 J. GIMBERT	9 Laps

01/08/2020

These data/results cannot be reproduced, stored and/or transmitted in whole or in part by any manner of electronic, mechanical, photocopying, recording, broadcasting or otherwise now known or herein after developed without the previous express consent by the copyright owner, except for reproduction in daily press and regular printed publications on sale to the public within 60 days of the event related to those data/results and always provided that copyright symbol appears together as follows below.

© DORNA WSBK ORGANIZATION Srl 2020





Jerez 4.423 m

Pirelli Spanish Round, 31 July - 2 August 2020

Lap Chart Race 1

2 / 4

Lap 1

1	11	A.Carrasco	2'00.024
2	10	U.Orradre	0.315
3	88	B.Ieraci	0.337
4	6	J.Buis	0.397
5	54	B.Sofuoglu	0.785
6	48	T.Brianti	0.845
7	95	S.Deroue	0.951
8	61	Y.Okaya	1.289
9	8	M.Perez	1.313
10	22	N.Kalinin	2.473
11	85	K.Sabatucci	2.592
12	87	T.Kawakami	2.716
13	71	T.Edwards	2.860
14	69	T.Booth-Amos	3.199
15	72	A.Diaz	3.251
16	23	S.Markarian	3.553
17	45	F.Macan	3.747
18	25	A.Kroh	3.943
19	2	A.Carrion	4.162
20	84	K.Aloisi	4.704
21	7	J.Gimbert	4.792
22	64	H.De Cancellis	4.815
23	30	G.van Straalen	4.833
24	52	O.König	4.851
25	46	S.Di Sora	5.431
26	58	I.Iglesias	5.452
27	15	A.Coppola	5.466
28	14	E.De La Vega	5.482
29	27	F.Rovelli	5.489
30	9	P.Grassia	5.764
31	41	J.Jahnig	6.010
32	17	K.Meuffels	6.276
33	4	C.Stange	6.354
34	80	G.Mastroluca	12.131
35	83	M.Kawakami	1'36.989

2	11	A.Carrasco	0.050
3	6	J.Buis	0.162
4	95	S.Deroue	0.521
5	88	B.Ieraci	0.754
6	54	B.Sofuoglu	0.928
7	61	Y.Okaya	1.356
8	48	T.Brianti	1.738
9	71	T.Edwards	3.273
10	22	N.Kalinin	3.625
11	87	T.Kawakami	3.884
12	69	T.Booth-Amos	3.991
13	72	A.Diaz	4.260
14	23	S.Markarian	4.861
15	85	K.Sabatucci	5.076
16	25	A.Kroh	5.615
17	2	A.Carrion	5.657
18	52	O.König	6.171
19	84	K.Aloisi	6.336
20	46	S.Di Sora	6.533
21	45	F.Macan	6.945
22	58	I.Iglesias	8.830
23	27	F.Rovelli	8.862
24	15	A.Coppola	9.067
25	41	J.Jahnig	9.265
26	17	K.Meuffels	9.312
27	30	G.van Straalen	9.340
28	4	C.Stange	10.014
29	14	E.De La Vega	10.146
30	9	P.Grassia	10.161
31	80	G.Mastroluca	14.903
32	83	M.Kawakami	1'42.493

9	69	T.Booth-Amos	2.630
10	71	T.Edwards	3.646
11	87	T.Kawakami	3.850
12	22	N.Kalinin	3.874
13	72	A.Diaz	4.016
14	85	K.Sabatucci	5.020
15	23	S.Markarian	5.701
16	2	A.Carrion	5.951
17	84	K.Aloisi	6.990
18	46	S.Di Sora	7.935
19	25	A.Kroh	8.039
20	52	O.König	9.298
21	45	F.Macan	9.660
22	17	K.Meuffels	10.287
23	41	J.Jahnig	10.290
24	58	I.Iglesias	10.894
25	15	A.Coppola	10.949
26	30	G.van Straalen	11.113
27	4	C.Stange	11.588
28	9	P.Grassia	11.854
29	14	E.De La Vega	12.163
30	27	F.Rovelli	12.442
31	80	G.Mastroluca	17.448
32	83	M.Kawakami	1'43.221

16	84	K.Aloisi	7.978
17	46	S.Di Sora	8.125
18	23	S.Markarian	8.256
19	25	A.Kroh	9.864
20	17	K.Meuffels	11.792
21	41	J.Jahnig	11.945
22	52	O.König	12.180
23	45	F.Macan	12.428
24	15	A.Coppola	12.612
25	58	I.Iglesias	12.706
26	9	P.Grassia	13.165
27	14	E.De La Vega	13.416
28	30	G.van Straalen	13.747
29	27	F.Rovelli	15.241
30	4	C.Stange	15.645
31	80	G.Mastroluca	20.949
32	83	M.Kawakami	1'44.275

Lap 8

1	10	U.Orradre	15'20.399
2	69	T.Booth-Amos	1.580
3	95	S.Deroue	1.830
4	61	Y.Okaya	2.044
5	54	B.Sofuoglu	2.226
6	11	A.Carrasco	2.652
7	48	T.Brianti	2.658
8	85	K.Sabatucci	4.810
9	71	T.Edwards	4.819
10	22	N.Kalinin	4.975
11	72	A.Diaz	5.558
12	87	T.Kawakami	6.143
13	46	S.Di Sora	9.370
14	23	S.Markarian	9.537
15	84	K.Aloisi	9.567
16	2	A.Carrion	9.591
17	25	A.Kroh	11.548
18	17	K.Meuffels	12.446
19	41	J.Jahnig	12.757
20	52	O.König	12.921
21	58	I.Iglesias	14.254
22	9	P.Grassia	14.275
23	15	A.Coppola	14.280
24	14	E.De La Vega	14.627
25	45	F.Macan	14.690
26	30	G.van Straalen	14.777
27	88	B.Ieraci	15.834
28	27	F.Rovelli	15.954
29	4	C.Stange	17.160
30	80	G.Mastroluca	23.038
31	6	J.Buis	1'22.854
32	83	M.Kawakami	1'44.619

Lap 4

1	11	A.Carrasco	7'42.631
2	10	U.Orradre	0.064
3	6	J.Buis	0.183
4	95	S.Deroue	0.410
5	88	B.Ieraci	1.104
6	61	Y.Okaya	1.463
7	54	B.Sofuoglu	1.519
8	48	T.Brianti	1.640
9	69	T.Booth-Amos	3.688
10	71	T.Edwards	3.885
11	22	N.Kalinin	3.988
12	87	T.Kawakami	4.080
13	72	A.Diaz	4.236
14	85	K.Sabatucci	5.315
15	23	S.Markarian	5.535
16	2	A.Carrion	6.270
17	25	A.Kroh	6.826
18	84	K.Aloisi	6.903
19	46	S.Di Sora	7.593
20	52	O.König	7.612
21	45	F.Macan	8.046
22	41	J.Jahnig	10.000
23	15	A.Coppola	10.039
24	58	I.Iglesias	10.233
25	17	K.Meuffels	10.337
26	30	G.van Straalen	10.710
27	4	C.Stange	11.389
28	9	P.Grassia	11.536
29	27	F.Rovelli	11.600
30	14	E.De La Vega	11.847
31	80	G.Mastroluca	16.540
32	83	M.Kawakami	1'42.872

Lap 6

1	10	U.Orradre	11'32.104
2	95	S.Deroue	0.559
3	88	B.Ieraci	0.757
4	11	A.Carrasco	0.757
5	6	J.Buis	0.909
6	54	B.Sofuoglu	1.054
7	61	Y.Okaya	1.427
8	48	T.Brianti	1.437
9	69	T.Booth-Amos	1.768
10	71	T.Edwards	3.476
11	22	N.Kalinin	3.562
12	72	A.Diaz	3.757
13	87	T.Kawakami	4.461
14	85	K.Sabatucci	4.505
15	2	A.Carrion	6.489
16	84	K.Aloisi	6.959
17	23	S.Markarian	7.043
18	46	S.Di Sora	7.745
19	25	A.Kroh	8.335
20	17	K.Meuffels	10.656
21	52	O.König	10.785
22	45	F.Macan	11.004
23	41	J.Jahnig	11.039
24	58	I.Iglesias	11.707
25	15	A.Coppola	11.757
26	9	P.Grassia	12.120
27	30	G.van Straalen	12.169
28	14	E.De La Vega	12.422
29	4	C.Stange	13.274
30	27	F.Rovelli	13.602
31	80	G.Mastroluca	18.526
32	83	M.Kawakami	1'43.318

Lap 9

1	10	U.Orradre	17'14.896
2	95	S.Deroue	1.559
3	11	A.Carrasco	1.818
4	69	T.Booth-Amos	2.201
5	61	Y.Okaya	2.300
6	48	T.Brianti	2.406
7	54	B.Sofuoglu	2.817
8	85	K.Sabatucci	5.447
9	72	A.Diaz	6.201
10	22	N.Kalinin	6.436
11	87	T.Kawakami	6.806
12	84	K.Aloisi	10.484
13	46	S.Di Sora	10.553
14	2	A.Carrion	10.954
15	25	A.Kroh	12.783
16	17	K.Meuffels	12.809
17	23	S.Markarian	12.839
18	41	J.Jahnig	13.124
19	52	O.König	13.210
20	15	A.Coppola	15.592
21	30	G.van Straalen	15.648
22	9	P.Grassia	15.839

Lap 2

1	11	A.Carrasco	3'54.370
2	10	U.Orradre	0.156
3	6	J.Buis	0.235
4	88	B.Ieraci	0.435
5	54	B.Sofuoglu	0.457
6	95	S.Deroue	0.471
7	8	M.Perez	0.658
8	48	T.Brianti	0.924
9	61	Y.Okaya	0.948
10	22	N.Kalinin	3.039
11	87	T.Kawakami	3.185
12	71	T.Edwards	3.232
13	69	T.Booth-Amos	3.601
14	85	K.Sabatucci	3.615
15	72	A.Diaz	3.624
16	23	S.Markarian	3.962
17	25	A.Kroh	4.603
18	2	A.Carrion	4.613
19	45	F.Macan	5.045
20	52	O.König	5.373
21	84	K.Aloisi	5.494
22	46	S.Di Sora	5.707
23	30	G.van Straalen	6.703
24	58	I.Iglesias	6.704
25	15	A.Coppola	6.772
26	27	F.Rovelli	6.884
27	41	J.Jahnig	6.987
28	14	E.De La Vega	7.082
29	17	K.Meuffels	7.116
30	9	P.Grassia	7.448
31	4	C.Stange	7.742
32	80	G.Mastroluca	13.205
33	83	M.Kawakami	1'41.818

Lap 5

1	95	S.Deroue	9'37.424
2	10	U.Orradre	0.017
3	11	A.Carrasco	0.179
4	88	B.Ieraci	0.642
5	6	J.Buis	0.663
6	54	B.Sofuoglu	0.816
7	48	T.Brianti	1.401
8	61	Y.Okaya	1.422

Lap 3

1	10	U.Orradre	5'48.304
---	----	-----------	----------

01/08/2020

These data/results cannot be reproduced, stored and/or transmitted in whole or in part by any manner of electronic, mechanical, photocopying, recording, broadcasting or otherwise now known or herein after developed without the previous express consent by the copyright owner, except for reproduction in daily press and regular printed publications on sale to the public within 60 days of the event related to those data/results and always provided that copyright symbol appears together as follows below.

© DORNA WSBK ORGANIZATION Srl 2020



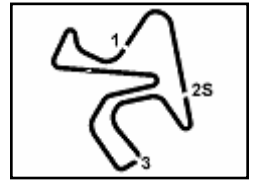
Official Fuel Supplier



Official Tyre Supplier



Official Timekeeper



Jerez 4.423 m

3 / 4

Pirelli Spanish Round, 31 July - 2 August 2020

Lap Chart Race 1

23	14	E.De La Vega	15.984
24	88	B.Ieraci	16.118
25	58	I.Iglesias	16.712
26	45	F.Macan	16.857
27	4	C.Stange	18.637
28	27	F.Rovelli	19.597
29	80	G.Mastroluca	25.512
30	6	J.Buis	1'30.155
31	83	M.Kawakami	1'44.724

Lap 10

1	10	U.Orradre	19'09.326
2	69	T.Booth-Amos	2.341
3	95	S.Deroue	2.428
4	61	Y.Okaya	2.483
5	48	T.Brianti	2.486
6	54	B.Sofuoglu	2.614
7	11	A.Carrasco	3.278
8	85	K.Sabatucci	7.255
9	72	A.Diaz	7.257
10	22	N.Kalinin	7.440
11	87	T.Kawakami	7.836
12	46	S.Di Sora	11.855
13	84	K.Aloisi	12.146
14	2	A.Carrion	12.440
15	17	K.Meuffels	13.124
16	25	A.Kroh	13.132
17	41	J.Jahnig	14.175
18	52	O.König	14.330
19	23	S.Markarian	14.713
20	30	G.van Straalen	17.540
21	14	E.De La Vega	17.551
22	88	B.Ieraci	17.580
23	15	A.Coppola	17.594
24	58	I.Iglesias	17.643
25	9	P.Grassia	17.908
26	45	F.Macan	18.345
27	4	C.Stange	20.986
28	27	F.Rovelli	22.816
29	80	G.Mastroluca	27.911
30	6	J.Buis	1'33.926
31	83	M.Kawakami	1'45.246

01/08/2020

These data/results cannot be reproduced, stored and/or transmitted in whole or in part by any manner of electronic, mechanical, photocopying, recording, broadcasting or otherwise now known or herein after developed without the previous express consent by the copyright owner, except for reproduction in daily press and regular printed publications on sale to the public within 60 days of the event related to those data/results and always provided that copyright symbol appears together as follows below.

© DORNA WSBK ORGANIZATION Srl 2020



Official Fuel Supplier



PIRELLI PERUGIA TIMING

Official Tyre Supplier



Official Timekeeper



Jerez 4.423 m

4 / 4

Pirelli Spanish Round, 31 July - 2 August 2020

Lap Chart Race 1

Race Pace Comparison

	10 Orr	69 Boo	95 Der	61 Oka	48 Bri	54 Sof	11 Car	85 Sab	72 Dia	22 Kai	87 Kaa	46 DiS	84 Alo	2 Crr
1	2'00.339	2'03.223	2'00.975	2'01.313	2'00.869	2'00.809	2'00.024	2'02.616	2'03.275	2'02.497	2'02.740	2'05.455	2'04.728	2'04.186
2	1'54.187	1'54.748	1'53.866	1'54.005	1'54.425	1'54.018	1'54.346	1'55.369	1'54.719	1'54.912	1'54.815	1'54.622	1'55.136	1'54.797
3	1'53.778	1'54.324	1'53.984	1'54.342	1'54.748	1'54.405	1'53.984	1'55.395	1'54.570	1'54.520	1'54.633	1'54.760	1'54.776	1'54.978
4	1'54.391	1'54.024	1'54.216	1'54.434	1'54.229	1'54.918	1'54.277	1'54.566	1'54.303	1'54.690	1'54.523	1'55.387	1'54.894	1'54.940
5	1'54.746	1'53.735	1'54.383	1'54.752	1'54.554	1'54.090	1'54.972	1'54.498	1'54.573	1'54.679	1'54.563	1'55.135	1'54.880	1'54.474
6	1'54.663	1'53.818	1'55.239	1'54.685	1'54.716	1'54.918	1'55.258	1'54.165	1'54.421	1'54.368	1'55.291	1'54.490	1'54.649	1'55.218
7	1'53.991	1'54.000	1'54.874	1'54.306	1'55.096	1'55.505	1'54.946	1'54.516	1'55.313	1'54.826	1'54.693	1'54.371	1'55.010	1'55.443
8	1'54.304	1'54.107	1'54.692	1'54.606	1'54.420	1'53.962	1'55.244	1'54.084	1'54.783	1'54.882	1'55.284	1'55.549	1'55.893	1'55.954
9	1'54.497	1'55.118	1'54.226	1'54.753	1'54.245	1'55.088	1'53.663	1'55.134	1'55.140	1'55.958	1'55.160	1'55.680	1'55.414	1'55.860
10	1'54.430	1'54.570	1'55.299	1'54.613	1'54.510	1'54.227	1'55.890	1'56.238	1'55.486	1'55.434	1'55.460	1'55.732	1'56.092	1'55.916

	17 Meu	25 Kro	41 Jah	52 Kön	23 Mar	30 vSt	14 Del	88 ler	15 Cop	58 Igl	9 Gra	45 Mac	4 Sta	27 Rov
1	2'06.300	2'03.967	2'06.034	2'04.875	2'03.577	2'04.857	2'05.506	2'00.361	2'05.490	2'05.476	2'05.788	2'03.771	2'06.378	2'05.513
2	1'55.186	1'55.006	1'55.323	1'54.868	1'54.755	1'56.216	1'55.946	1'54.444	1'55.652	1'55.598	1'56.030	1'55.644	1'55.734	1'55.741
3	1'56.130	1'54.946	1'56.212	1'54.732	1'54.833	1'56.571	1'56.998	1'54.253	1'56.229	1'56.060	1'56.647	1'55.834	1'56.206	1'55.912
4	1'55.352	1'55.538	1'55.062	1'55.768	1'55.001	1'55.697	1'56.028	1'54.677	1'55.299	1'55.730	1'55.702	1'55.428	1'55.702	1'57.065
5	1'54.743	1'56.006	1'55.083	1'56.479	1'54.959	1'55.196	1'55.109	1'54.331	1'55.703	1'55.454	1'55.111	1'56.407	1'54.992	1'55.635
6	1'55.049	1'54.976	1'55.429	1'56.167	1'56.022	1'55.736	1'54.939	1'54.795	1'55.488	1'55.493	1'54.946	1'56.024	1'56.366	1'55.840
7	1'55.127	1'55.520	1'54.897	1'55.386	1'55.204	1'55.569	1'54.985	1'54.318	1'54.846	1'54.990	1'55.036	1'55.415	1'56.362	1'55.630
8	1'54.958	1'55.988	1'55.116	1'55.045	1'55.585	1'55.334	1'55.515	2'09.054	1'55.972	1'55.852	1'55.414	1'56.566	1'55.819	1'55.017
9	1'54.860	1'55.732	1'54.864	1'54.786	1'57.799	1'55.368	1'55.854	1'54.781	1'55.809	1'56.955	1'56.061	1'56.664	1'55.974	1'58.140
10	1'54.745	1'54.779	1'55.481	1'55.550	1'56.304	1'56.322	1'55.997	1'55.892	1'56.432	1'55.361	1'56.499	1'55.918	1'56.779	1'57.649

	80 Mas	6 Bui	83 Kaw	71 Edw	8 Per	7 Gim	64 DeC
1	2'12.155	2'00.421	3'37.013	2'02.884	2'01.337	2'04.816	2'04.839
2	1'55.420	1'54.184	1'59.175	1'54.718	1'53.691		
3	1'55.632	1'53.861	1'54.609	1'53.975			
4	1'55.964	1'54.348	1'54.706	1'54.939			
5	1'55.701	1'55.273	1'55.142	1'54.554			
6	1'55.758	1'54.926	1'54.777	1'54.510			
7	1'56.414	1'54.693	1'54.948	1'54.681			
8	1'56.393	3'15.547	1'54.648	1'54.957			
9	1'56.971	2'01.798	1'54.602				
10	1'56.829	1'58.201	1'54.952				

01/08/2020

These data/results cannot be reproduced, stored and/or transmitted in whole or in part by any manner of electronic, mechanical, photocopying, recording, broadcasting or otherwise now known or herein after developed without the previous express consent by the copyright owner, except for reproduction in daily press and regular printed publications on sale to the public within 60 days of the event related to those data/results and always provided that copyright symbol appears together as follows below.

© DORNA WSBK ORGANIZATION Srl 2020





Jerez 4.423 m

Pirelli Spanish Round, 31 July - 2 August 2020

Best Sectors & Speed Race 1

RESULTS

Pos	No	Rider	Team	Laps
1	10	U. ORRADRE	Yamaha YZF-R3	10
2	69	T. BOOTH-AMOS	Kawasaki Ninja 400	2.341
3	95	S. DEROUE	Kawasaki Ninja 400	2.428
4	61	Y. OKAYA	Kawasaki Ninja 400	2.483
5	48	T. BRIANTI	Kawasaki Ninja 400	2.486
6	54	B. SOFUOGLU	Yamaha YZF-R3	2.614
7	11	A. CARRASCO	Kawasaki Ninja 400	3.278
8	85	K. SABATUCCI	Kawasaki Ninja 400	7.255
9	72	A. DIAZ	Yamaha YZF-R3	7.257
10	22	N. KALININ	Kawasaki Ninja 400	7.440
11	87	T. KAWAKAMI	Yamaha YZF-R3	7.836
12	46	S. DI SORA	Kawasaki Ninja 400	11.855
13	84	K. ALOISI	Yamaha YZF-R3	12.146
14	2	A. CARRION	Kawasaki Ninja 400	12.440
15	17	K. MEUFFELS	Kawasaki Ninja 400	13.124
16	25	A. KROH	Yamaha YZF-R3	13.132
17	41	J. JAHNIG	KTM RC 390 R	14.175
18	52	O. KÖNIG	KTM RC 390 R	14.330
19	23	S. MARKARIAN	Yamaha YZF-R3	14.713
20	30	G. VAN STRAALLEN	Yamaha YZF-R3	17.540
21	14	E. DE LA VEGA	Yamaha YZF-R3	17.551
22	88	B. IERACI	Kawasaki Ninja 400	17.580
23	15	A. COPPOLA	Kawasaki Ninja 400	17.594
24	58	I. IGLESIAS	Kawasaki Ninja 400	17.643
25	9	P. GRASSIA	Yamaha YZF-R3	17.908
26	45	F. MACAN	Yamaha YZF-R3	18.345
27	4	C. STANGE	KTM RC 390 R	20.986
28	27	F. ROVELLI	Kawasaki Ninja 400	22.816
29	80	G. MASTROLUCA	Kawasaki Ninja 400	27.911
30	6	J. BUIS	Kawasaki Ninja 400	133.926
31	83	M. KAWAKAMI	Yamaha YZF-R3	145.246
RET	71	T. EDWARDS	Kawasaki Ninja 400	2 Laps
RET	8	M. PEREZ	Kawasaki Ninja 400	8 Laps
RET	64	H. DE CANCELLIS	Yamaha YZF-R3	9 Laps
RET	98	T. BERCOT	Yamaha YZF-R3	
DSQ	7	J. GIMBERT	Kawasaki Ninja 400	9 Laps

SPEED

Pos	No	Rider	Team	Time
1	88	B. IERACI	Kawasaki Ninja 400	198,7
2	17	K. MEUFFELS	Kawasaki Ninja 400	198,7
3	11	A. CARRASCO	Kawasaki Ninja 400	198,4
4	6	J. BUIS	Kawasaki Ninja 400	198,0
5	95	S. DEROUE	Kawasaki Ninja 400	197,3
6	25	A. KROH	Yamaha YZF-R3	196,6
7	48	T. BRIANTI	Kawasaki Ninja 400	196,2
8	41	J. JAHNIG	KTM RC 390 R	196,2
9	61	Y. OKAYA	Kawasaki Ninja 400	195,9
10	69	T. BOOTH-AMOS	Kawasaki Ninja 400	195,6
11	85	K. SABATUCCI	Kawasaki Ninja 400	195,6
12	8	M. PEREZ	Kawasaki Ninja 400	195,6
13	23	S. MARKARIAN	Yamaha YZF-R3	195,2
14	52	O. KÖNIG	KTM RC 390 R	195,2
15	2	A. CARRION	Kawasaki Ninja 400	194,9
16	84	K. ALOISI	Yamaha YZF-R3	194,5
17	10	U. ORRADRE	Yamaha YZF-R3	194,5
18	54	B. SOFUOGLU	Yamaha YZF-R3	194,2
19	4	C. STANGE	KTM RC 390 R	193,8
20	71	T. EDWARDS	Kawasaki Ninja 400	193,8
21	15	A. COPPOLA	Kawasaki Ninja 400	193,5
22	22	N. KALININ	Kawasaki Ninja 400	193,5
23	58	I. IGLESIAS	Kawasaki Ninja 400	193,5
24	72	A. DIAZ	Yamaha YZF-R3	193,2
25	64	H. DE CANCELLIS	Yamaha YZF-R3	192,8
26	46	S. DI SORA	Kawasaki Ninja 400	192,5
27	87	T. KAWAKAMI	Yamaha YZF-R3	192,5
28	27	F. ROVELLI	Kawasaki Ninja 400	192,2
29	7	J. GIMBERT	Kawasaki Ninja 400	192,2
30	30	G. VAN STRAALLEN	Yamaha YZF-R3	191,5
31	9	P. GRASSIA	Yamaha YZF-R3	191,2
32	14	E. DE LA VEGA	Yamaha YZF-R3	191,2
33	45	F. MACAN	Yamaha YZF-R3	190,8
34	83	M. KAWAKAMI	Yamaha YZF-R3	189,2
35	80	G. MASTROLUCA	Kawasaki Ninja 400	184,8

SEG. 1

1	6	J. BUIS	27.704
2	10	U. ORRADRE	27.727
3	95	S. DEROUE	27.730
4	69	T. BOOTH-AMOS	27.754
5	85	K. SABATUCCI	27.759
6	48	T. BRIANTI	27.778
7	8	M. PEREZ	27.783
8	11	A. CARRASCO	27.809
9	61	Y. OKAYA	27.829
10	46	S. DI SORA	27.857
11	54	B. SOFUOGLU	27.857
12	71	T. EDWARDS	27.866
13	2	A. CARRION	27.921
14	22	N. KALININ	27.921
15	83	M. KAWAKAMI	27.922
16	88	B. IERACI	27.922
17	87	T. KAWAKAMI	27.942
18	4	C. STANGE	27.952
19	58	I. IGLESIAS	27.955
20	72	A. DIAZ	27.956
21	84	K. ALOISI	27.956
22	52	O. KÖNIG	28.023
23	14	E. DE LA VEGA	28.031
24	41	J. JAHNIG	28.031
25	15	A. COPPOLA	28.050
26	23	S. MARKARIAN	28.071
27	30	G. VAN STRAALLEN	28.079
28	45	F. MACAN	28.082
29	9	P. GRASSIA	28.093
30	25	A. KROH	28.094
31	17	K. MEUFFELS	28.127
32	27	F. ROVELLI	28.161
33	80	G. MASTROLUCA	28.196
34	7	J. GIMBERT	37.242
35	64	H. DE CANCELLIS	37.698

SEG. 2

1	8	M. PEREZ	17.067
2	95	S. DEROUE	17.102
3	88	B. IERACI	17.125
4	48	T. BRIANTI	17.197
5	6	J. BUIS	17.200
6	61	Y. OKAYA	17.207
7	54	B. SOFUOGLU	17.215
8	69	T. BOOTH-AMOS	17.224
9	17	K. MEUFFELS	17.232
10	11	A. CARRASCO	17.272
11	10	U. ORRADRE	17.292
12	72	A. DIAZ	17.321
13	41	J. JAHNIG	17.349
14	27	F. ROVELLI	17.361
15	23	S. MARKARIAN	17.371
16	9	P. GRASSIA	17.375
17	85	K. SABATUCCI	17.376
18	71	T. EDWARDS	17.394
19	2	A. CARRION	17.395
20	4	C. STANGE	17.397
21	22	N. KALININ	17.402
22	58	I. IGLESIAS	17.406
23	87	T. KAWAKAMI	17.439
24	46	S. DI SORA	17.441
25	52	O. KÖNIG	17.448
26	30	G. VAN STRAALLEN	17.478
27	25	A. KROH	17.479
28	45	F. MACAN	17.488
29	15	A. COPPOLA	17.503
30	14	E. DE LA VEGA	17.530
31	84	K. ALOISI	17.571
32	83	M. KAWAKAMI	17.632
33	7	J. GIMBERT	17.641
34	80	G. MASTROLUCA	17.667
35	64	H. DE CANCELLIS	17.709

SEG. 3

1	61	Y. OKAYA	33.031
2	48	T. BRIANTI	33.037
3	69	T. BOOTH-AMOS	33.050
4	72	A. DIAZ	33.052
5	88	B. IERACI	33.072
6	85	K. SABATUCCI	33.086
7	10	U. ORRADRE	33.088
8	11	A. CARRASCO	33.122
9	83	M. KAWAKAMI	33.137
10	71	T. EDWARDS	33.147
11	2	A. CARRION	33.168
12	54	B. SOFUOGLU	33.169
13	8	M. PEREZ	33.184
14	87	T. KAWAKAMI	33.208
15	46	S. DI SORA	33.223
16	95	S. DEROUE	33.228
17	6	J. BUIS	33.255
18	15	A. COPPOLA	33.259
19	9	P. GRASSIA	33.269
20	84	K. ALOISI	33.270
21	41	J. JAHNIG	33.307
22	25	A. KROH	33.314
23	23	S. MARKARIAN	33.316
24	27	F. ROVELLI	33.330
25	17	K. MEUFFELS	33.347
26	22	N. KALININ	33.363
27	45	F. MACAN	33.367
28	4	C. STANGE	33.373
29	52	O. KÖNIG	33.398
30	14	E. DE LA VEGA	33.418
31	58	I. IGLESIAS	33.487
32	80	G. MASTROLUCA	33.502
33	64	H. DE CANCELLIS	33.508
34	30	G. VAN STRAALLEN	33.543
35	7	J. GIMBERT	33.887

SEG. 4

1	54	B. SOFUOGLU	35.258
2	11	A. CARRASCO	35.281
3	95	S. DEROUE	35.313
4	69	T. BOOTH-AMOS	35.316
5	6	J. BUIS	35.348
6	61	Y. OKAYA	35.351
7	10	U. ORRADRE	35.382
8	22	N. KALININ	35.451
9	87	T. KAWAKAMI	35.451
10	48	T. BRIANTI	35.456
11	71	T. EDWARDS	35.459
12	14	E. DE LA VEGA	35.480
13	17	K. MEUFFELS	35.482
14	8	M. PEREZ	35.485
15	85	K. SABATUCCI	35.495
16	88	B. IERACI	35.505
17	72	A. DIAZ	35.526
18	58	I. IGLESIAS	35.552
19	23	S. MARKARIAN	35.568
20	41	J. JAHNIG	35.572
21	46	S. DI SORA	35.573
22	4	C. STANGE	35.602
23	83	M. KAWAKAMI	35.602
24	25	A. KROH	35.617
25	27	F. ROVELLI	35.617
26	15	A. COPPOLA	35.621
27	84	K. ALOISI	35.635
28	30	G. VAN STRAALLEN	35.649
29	9	P. GRASSIA	35.660
30	52	O. KÖNIG	35.726
31	2	A. CARRION	35.784
32	45	F. MACAN	35.882
33	64	H. DE CANCELLIS	35.924
34	80	G. MASTROLUCA	35.969
35	7	J. GIMBERT	36.046

01/08/2020

These data/results cannot be reproduced, stored and/or transmitted in whole or in part by any manner of electronic, mechanical, photocopying, recording, broadcasting or otherwise now known or herein after developed without the previous express consent by the copyright owner, except for reproduction in daily press and regular printed publications on sale to the public within 60 days of the event related to those data/results and always provided that copyright symbol appears together as follows below.

© DORNA WSBK ORGANIZATION Srl 2020



Official Fuel Supplier



FICR PERUGIA TIMING

Official Tyre Supplier



Official Timekeeper



Jerez 4.423 m

Pirelli Spanish Round, 31 July - 2 August 2020

Chronological Analysis Race 1

2 / 4

Start at 16:31'22.536

11°	87 T. KAWAKAMI (1'54.523)							
Lap	Seg.1	Seg.2	Seg.3	Seg.4	Lap Time	km/h	Local Time	
1		17.612	33.903	35.879	2'02.740	192,2	16:33'25.276	
2	27.942	17.701	33.461	35.711	1'54.815	192,5	16:35'20.091	
3	28.093	17.611	33.375	35.554	1'54.633	191,5	16:37'14.724	
4	28.256	17.608	33.208	35.451	1'54.523	188,9	16:39'09.247	
5	28.061	17.482	33.483	35.537	1'54.563	189,5	16:41'03.810	
6	28.505	17.777	33.315	35.694	1'55.291	185,1	16:42'59.101	
7	28.010	17.439	33.410	35.834	1'54.693	189,5	16:44'53.794	
8	28.260	17.576	33.568	35.880	1'55.284	189,2	16:46'49.078	
9	28.245	17.637	33.589	35.689	1'55.160	188,9	16:48'44.238	
10	28.140	17.545	33.846	35.929	1'55.460	187,9	16:50'39.698	
							Race Time 19'17.162	

16°	25 A. KROH (1'54.779)							
Lap	Seg.1	Seg.2	Seg.3	Seg.4	Lap Time	km/h	Local Time	
1		17.535	33.914	35.854	2'03.967	195,6	16:33'26.503	
2	28.094	17.479	33.537	35.896	1'55.006	196,6	16:35'21.509	
3	28.155	17.620	33.380	35.791	1'54.946	194,5	16:37'16.455	
4	28.155	17.929	33.550	35.904	1'55.538	190,2	16:39'11.993	
5	28.233	17.618	34.038	36.117	1'56.006	191,2	16:41'07.999	
6	28.165	17.625	33.314	35.872	1'54.976	188,9	16:43'02.975	
7	28.177	17.755	33.756	35.832	1'55.520	186,0	16:44'58.495	
8	28.274	17.852	33.839	36.023	1'55.988	186,0	16:46'54.483	
9	28.227	17.870	33.670	35.965	1'55.732	186,4	16:48'50.215	
10	28.286	17.532	33.344	35.617	1'54.779	188,6	16:50'44.994	
							Race Time 19'22.458	

17°	41 J. JAHNIG (1'54.864)							
Lap	Seg.1	Seg.2	Seg.3	Seg.4	Lap Time	km/h	Local Time	
1		17.720	34.497	35.906	2'06.034	196,2	16:33'28.570	
2	28.842	17.349	33.560	35.572	1'55.323	196,2	16:35'23.893	
3	28.567	17.722	33.794	36.129	1'56.212	190,2	16:37'20.105	
4	28.241	17.672	33.526	35.623	1'55.062	192,2	16:39'15.167	
5	28.211	17.672	33.528	35.672	1'55.083	193,2	16:41'10.250	
6	28.374	17.463	33.502	36.090	1'55.429	192,8	16:43'05.679	
7	28.031	17.568	33.520	35.778	1'54.897	193,2	16:45'00.576	
8	28.071	17.608	33.679	35.758	1'55.116	192,5	16:46'55.692	
9	28.100	17.389	33.410	35.965	1'54.864	192,5	16:48'50.556	
10	28.379	17.530	33.307	36.265	1'55.481	189,5	16:50'46.037	
							Race Time 19'23.501	

13°	84 K. ALOISI (1'54.649)							
Lap	Seg.1	Seg.2	Seg.3	Seg.4	Lap Time	km/h	Local Time	
1		17.649	34.023	36.240	2'04.728	194,5	16:33'27.264	
2	28.037	17.590	33.708	35.801	1'55.136	190,5	16:35'22.400	
3	28.016	17.682	33.282	35.796	1'54.776	187,6	16:37'17.176	
4	28.121	17.598	33.375	35.800	1'54.894	186,0	16:39'12.070	
5	27.956	17.609	33.551	35.764	1'54.880	189,9	16:41'06.950	
6	28.092	17.652	33.270	35.635	1'54.649	187,9	16:43'01.599	
7	27.968	17.571	33.791	35.680	1'55.010	188,6	16:44'56.609	
8	28.207	17.835	34.038	35.813	1'55.893	187,3	16:46'52.502	
9	28.266	17.593	33.790	35.745	1'55.414	189,5	16:48'47.916	
10	28.382	17.734	33.831	36.145	1'56.092	189,2	16:50'44.008	
							Race Time 19'21.472	

18°	52 O. KÖNIG (1'54.732)							
Lap	Seg.1	Seg.2	Seg.3	Seg.4	Lap Time	km/h	Local Time	
1		17.838	34.121	35.726	2'04.875	195,2	16:33'27.411	
2	28.176	17.473	33.398	35.821	1'54.868	194,2	16:35'22.279	
3	28.023	17.448	33.505	35.756	1'54.732	193,5	16:37'17.011	
4	28.147	17.625	33.983	36.013	1'55.768	193,2	16:39'12.779	
5	28.750	17.921	33.674	36.134	1'56.479	187,6	16:41'09.258	
6	28.412	17.853	33.680	36.222	1'56.167	187,9	16:43'05.425	
7	28.186	17.610	33.748	35.842	1'55.386	190,5	16:45'00.811	
8	28.137	17.629	33.543	35.736	1'55.045	190,8	16:46'55.856	
9	28.112	17.475	33.419	35.780	1'54.786	193,5	16:48'50.642	
10	28.159	17.732	33.497	36.162	1'55.550	191,8	16:50'46.192	
							Race Time 19'23.656	

19°	23 S. MARKARIAN (1'54.755)							
Lap	Seg.1	Seg.2	Seg.3	Seg.4	Lap Time	km/h	Local Time	
1		17.682	33.829	35.568	2'03.577	193,2	16:33'26.113	
2	28.115	17.426	33.517	35.697	1'54.755	192,2	16:35'20.868	
3	28.569	17.371	33.316	35.577	1'54.833	192,2	16:37'15.701	
4	28.071	17.676	33.589	35.665	1'55.001	189,5	16:39'10.702	
5	28.091	17.541	33.456	35.871	1'54.959	190,2	16:41'05.661	
6	28.207	17.870	33.776	36.169	1'56.022	182,7	16:43'01.683	
7	28.220	17.652	33.730	35.602	1'55.204	187,9	16:44'56.887	
8	28.391	17.490	34.066	35.638	1'55.585	195,2	16:46'52.472	
9	30.172	17.899	33.602	36.126	1'57.799	184,8	16:48'50.271	
10	28.759	17.561	33.753	36.231	1'56.304	188,9	16:50'46.575	
							Race Time 19'24.039	

15°	17 K. MEUFFELS (1'54.743)							
Lap	Seg.1	Seg.2	Seg.3	Seg.4	Lap Time	km/h	Local Time	
1		17.850	34.319	36.022	2'06.300	193,5	16:33'28.836	
2	28.891	17.232	33.569	35.494	1'55.186	198,7	16:35'24.022	

01/08/2020 P = Pits In/Out - C = Lap Time Cancelled

These data/results cannot be reproduced, stored and/or transmitted in whole or in part by any manner of electronic, mechanical, photocopying, recording, broadcasting or otherwise now known or herein after developed without the previous express consent by the copyright owner, except for reproduction in daily press and regular printed publications on sale to the public within 60 days of the event related to those data/results and always provided that copyright symbol appears together as follows below.

© DORNA WSBK ORGANIZATION Srl 2020





Jerez 4.423 m

Pirelli Spanish Round, 31 July - 2 August 2020 Chronological Analysis Race 1

Start at 16:31'22.536

3 / 4

Table for rider 30 G. VAN STRAALLEN (1'55.196) with columns for Lap, Seg. 1-4, Lap Time, km/h, and Local Time.

Summary table for rider 30 G. VAN STRAALLEN showing overall time and other metrics.

Table for rider 14 E. DE LA VEGA (1'54.939) with columns for Lap, Seg. 1-4, Lap Time, km/h, and Local Time.

Table for rider 9 P. GRASSIA (1'54.946) with columns for Lap, Seg. 1-4, Lap Time, km/h, and Local Time.

Table for rider 45 F. MACAN (1'55.415) with columns for Lap, Seg. 1-4, Lap Time, km/h, and Local Time.

Table for rider 88 B. IERACI (1'54.253) with columns for Lap, Seg. 1-4, Lap Time, km/h, and Local Time.

Table for rider 4 C. STANGE (1'54.992) with columns for Lap, Seg. 1-4, Lap Time, km/h, and Local Time.

Table for rider 15 A. COPPOLA (1'54.846) with columns for Lap, Seg. 1-4, Lap Time, km/h, and Local Time.

Table for rider 27 F. ROVELLI (1'55.017) with columns for Lap, Seg. 1-4, Lap Time, km/h, and Local Time.

Table for rider 58 I. IGLESIAS (1'54.990) with columns for Lap, Seg. 1-4, Lap Time, km/h, and Local Time.

Table for rider 80 G. MASTROLUCA (1'55.420) with columns for Lap, Seg. 1-4, Lap Time, km/h, and Local Time.

01/08/2020 P = Pits In/Out - C = Lap Time Cancelled

These data/results cannot be reproduced, stored and/or transmitted in whole or in part by any manner of electronic, mechanical, photocopying, recording, broadcasting or otherwise now known or herein after developed without the previous express consent by the copyright owner, except for reproduction in daily press and regular printed publications on sale to the public within 60 days of the event related to those data/results and always provided that copyright symbol appears together as follows below.

© DORNA WSBK ORGANIZATION Srl 2020



Official Fuel Supplier

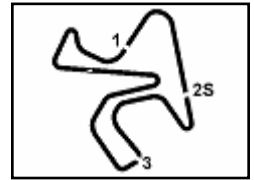


FKR PERGOIA TIMING

Official Tyre Supplier



Official Timekeeper



Pirelli Spanish Round, 31 July - 2 August 2020

Chronological Analysis Race 1

Start at 16:31'22.536

6	28.222	17.763	33.691	36.082	1'55.758	182,4	16:43'13.166
7	28.299	17.845	33.799	36.471	1'56.414	181,8	16:45'09.580
8	28.267	17.971	33.858	36.297	1'56.393	182,1	16:47'05.973
9	28.768	18.015	33.925	36.263	1'56.971	181,8	16:49'02.944
10	28.494	17.844	34.028	36.463	1'56.829	182,1	16:50'59.773

Race Time 19'37.237

30° 6 J. BUIS (1'53.861)							
Lap	Seg.1	Seg.2	Seg.3	Seg.4	Lap Time	km/h	Local Time
1		17.200	33.321	35.348	2'00.421	198,0	16:33'22.957
2	27.704	17.422	33.337	35.721	1'54.184	191,8	16:35'17.141
3	27.882	17.354	33.255	35.370	1'53.861	191,2	16:37'11.002
4	28.008	17.440	33.436	35.464	1'54.348	193,8	16:39'05.350
5	28.238	17.290	33.513	36.232	1'55.273	195,2	16:41'00.623
6	28.071	17.677	33.760	35.418	1'54.926	194,2	16:42'55.549
7	28.078	17.335	33.317	35.963	1'54.693	195,9	16:44'50.242
8	27.998	17.310	1'03.414	1'26.825	3'15.547P	196,2	16:48'05.789
9	32.567	17.951	34.467	36.813	2'01.798P	183,9	16:50'07.587
10	28.838	18.015	34.426	36.922	1'58.201	183,9	16:52'05.788

Race Time 20'43.252

31° 83 M. KAWAKAMI (1'54.602)							
Lap	Seg.1	Seg.2	Seg.3	Seg.4	Lap Time	km/h	Local Time
1		17.632	35.703	2'10.048	3'37.013P	189,2	16:34'59.549
2	32.213	17.858	33.294	35.810	1'59.175P	181,8	16:36'58.724
3	27.922	17.827	33.137	35.723	1'54.609	181,5	16:38'53.333
4	27.959	17.729	33.183	35.835	1'54.706	182,4	16:40'48.039
5	28.196	17.882	33.319	35.745	1'55.142	180,3	16:42'43.181
6	27.985	17.771	33.302	35.719	1'54.777	181,2	16:44'37.958
7	28.066	17.835	33.235	35.812	1'54.948	181,2	16:46'32.906
8	27.977	17.807	33.171	35.693	1'54.648	180,9	16:48'27.554
9	27.995	17.806	33.199	35.602	1'54.602	180,6	16:50'22.156
10	28.030	17.891	33.251	35.780	1'54.952	180,0	16:52'17.108

Race Time 20'54.572

RET 71 T. EDWARDS (1'53.975)							
Lap	Seg.1	Seg.2	Seg.3	Seg.4	Lap Time	km/h	Local Time
1		17.394	34.001	35.703	2'02.884	193,8	16:33'25.420
2	27.866	17.511	33.714	35.627	1'54.718	185,1	16:35'20.138
3	27.879	17.490	33.147	35.459	1'53.975	191,8	16:37'14.113
4	28.127	17.665	33.560	35.587	1'54.939	186,7	16:39'09.052
5	28.031	17.565	33.235	35.723	1'54.554	188,6	16:41'03.606
6	27.965	17.554	33.412	35.579	1'54.510	185,7	16:42'58.116
7	27.974	17.500	33.472	35.735	1'54.681	186,0	16:44'52.797
8	28.037	17.522	33.353	36.045	1'54.957	185,7	16:46'47.754

Race Time 15'25.218

RET 8 M. PEREZ (1'53.691)							
Lap	Seg.1	Seg.2	Seg.3	Seg.4	Lap Time	km/h	Local Time
1		17.300	34.062	35.555	2'01.337	195,2	16:33'23.873
2	27.783	17.239	33.184	35.485	1'53.691	193,5	16:35'17.564

Race Time 3'55.028

34° 7 J. GIMBERT							
Lap	Seg.1	Seg.2	Seg.3	Seg.4	Lap Time	km/h	Local Time
1		17.641	33.887	36.046	2'04.816	192,2	16:33'27.352

Race Time 2'04.816

RET 64 H. DE CANCELLIS							
Lap	Seg.1	Seg.2	Seg.3	Seg.4	Lap Time	km/h	Local Time
1		17.709	33.508	35.924	2'04.839	192,8	16:33'27.375

Race Time 2'04.839

01/08/2020 P = Pits In/Out - C = Lap Time Cancelled

These data/results cannot be reproduced, stored and/or transmitted in whole or in part by any manner of electronic, mechanical, photocopying, recording, broadcasting or otherwise now known or herein after developed without the previous express consent by the copyright owner, except for reproduction in daily press and regular printed publications on sale to the public within 60 days of the event related to those data/results and always provided that copyright symbol appears together as follows below.

© DORNA WSBK ORGANIZATION Srl 2020





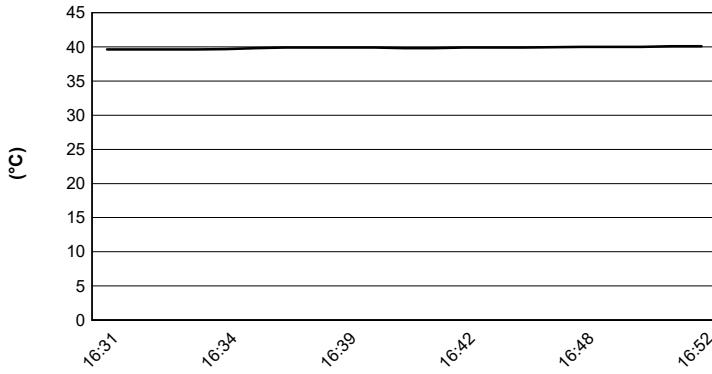
Jerez 4.423 m

Pirelli Spanish Round, 31 July - 2 August 2020

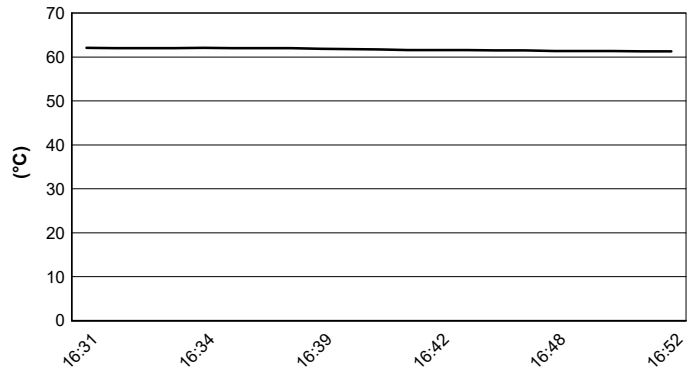
Weather Report Race 1

Session started 16:32 - Session ended 16:52

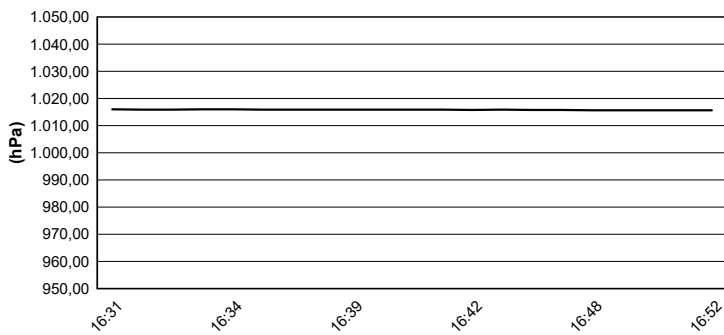
Air Temperature



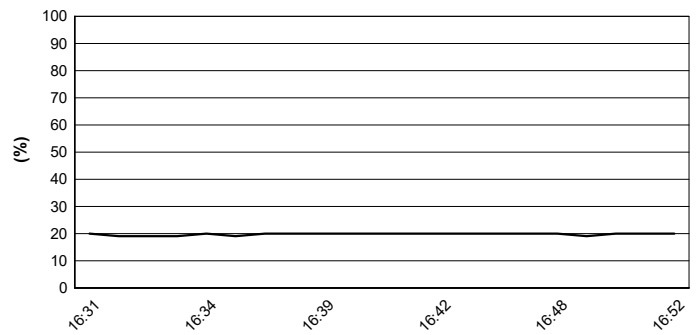
Track Temperature



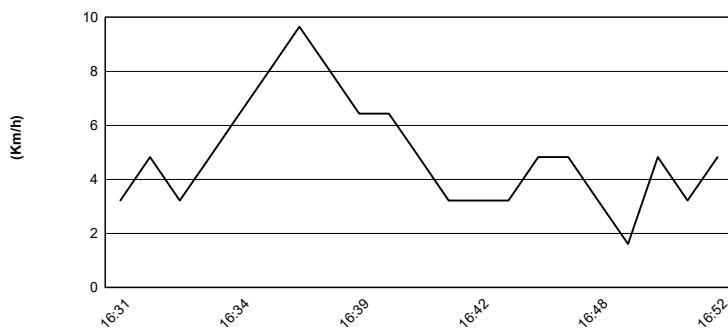
Air Pressure



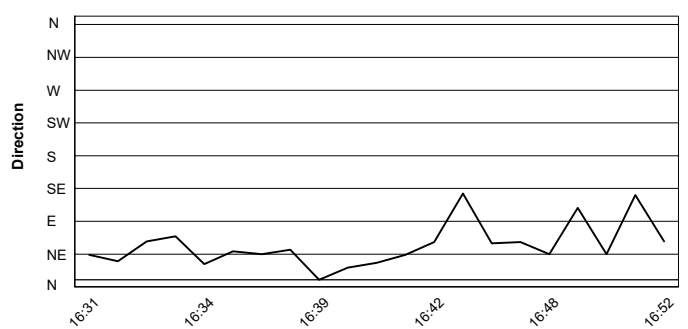
Humidity



Wind Speed



Wind Direction



01/08/2020

These data/results cannot be reproduced, stored and/or transmitted in whole or in part by any manner of electronic, mechanical, photocopying, recording, broadcasting or otherwise now known or herein after developed without the previous express consent by the copyright owner, except for reproduction in daily press and regular printed publications on sale to the public within 60 days of the event related to those data/results and always provided that copyright symbol appears together as follows below.

© DORNA WSBK ORGANIZATION Srl 2020



Official Fuel Supplier



FICR PERUGIA TIMING

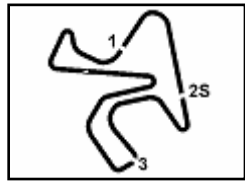
Official Tyre Supplier



Official Timekeeper



28.5
WorldSSP300
116/01



Jerez 4.423 m

Pirelli Spanish Round, 31 July - 2 August 2020

Manufacturers Standings

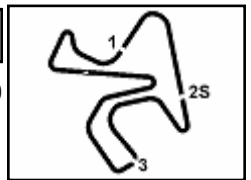
Rank	Manufacturer	Points	Points From First	Points From Previous	August 2	August 9	August 30	September 6	September 20	October 4	October 18							
					JEREZ	PORTIMÃO	ARAGON	TERUEL	BARCELONA	MAGNY-COURS	ESTORIL							
1	YAMAHA	25			25 1													
2	KAWASAKI	20	5		20 2													

01/08/2020 First Line: Championship Standings - Second Line: Ranking Progression

These data/results cannot be reproduced, stored and/or transmitted in whole or in part by any manner of electronic, mechanical, photocopying, recording, broadcasting or otherwise now known or herein after developed without the previous express consent by the copyright owner, except for reproduction in daily press and regular printed publications on sale to the public within 60 days of the event related to those data/results and always provided that copyright symbol appears together as follows below.

© DORNA WSBK ORGANIZATION Srl 2020





Pirelli Spanish Round, 31 July - 2 August 2020

Best Laps & Speeds

No.	Rider Bike	Nat	Best Lap		FP1		FP2		FP3		SP		LCR		RC1	
			LL	SPD	LL	SPD	LL	SPD	LL	SPD	LL	SPD	LL	SPD	LL	SPD
1	83 M. KAWAKAMI Yamaha YZF-R3	BRA	1'52.265	191,5	1'53.907	188,2	1'54.148	188,5	1'54.923	180,2	1'52.265	191,5			1'54.602	189,2
2	48 T. BRIANTI Kawasaki Ninja 400	ITA	1'53.062	196,2	1'54.823	192,5	1'54.814	192,1	1'53.062	191,8	1'53.520	191,8			1'54.229	196,2
3	10 U. ORRADRE Yamaha YZF-R3	ESP	1'53.128	194,5	1'53.770	188,2	1'55.169	187,3	1'54.596	187,3	1'53.128	189,2			1'53.778	194,5
4	88 B. IERACI Kawasaki Ninja 400	ITA	1'53.270	198,7	1'54.338	188,8	1'54.585	186,0	1'54.186	185,1	1'53.270	191,5			1'54.253	198,7
5	58 I. IGLESIAS Kawasaki Ninja 400	ESP	1'53.435	193,5	1'55.490	191,5	1'55.239	188,5	1'53.435	190,1	1'54.996	186,9			1'54.990	193,5
6	11 A. CARRASCO Kawasaki Ninja 400	ESP	1'53.447	198,3	1'54.473	192,8	1'54.408	188,8	1'53.577	189,8	1'53.447	191,8			1'53.663	198,3
7	64 H. DE CANCELLIS Yamaha YZF-R3	FRA	1'53.470	190,1	1'54.625	188,8	1'54.043	188,2	1'54.660	189,2	1'53.470	190,1				
8	8 M. PEREZ Kawasaki Ninja 400	ESP	1'53.490	195,5	1'53.609	187,9	1'54.630	186,9	1'53.947	188,8	1'53.490	195,2			1'53.691	195,5
9	54 B. SOFUOGLU Yamaha YZF-R3	TUR	1'53.654	194,1	1'54.875	190,8	1'54.808	190,1	1'54.133	193,1	1'53.654	192,5			1'53.962	194,1
10	6 J. BUIS Kawasaki Ninja 400	NED	1'53.699	198,0	1'54.581	197,3	1'55.699	191,8	1'53.699	187,3	1'53.811	193,8			1'53.861	198,0
11	22 N. KALININ Kawasaki Ninja 400	UKR	1'53.701	193,5	1'54.589	189,5	1'55.572	185,4	1'54.169	187,9	1'53.701	188,2			1'54.368	193,5
12	69 T. BOOTH-AMOS Kawasaki Ninja 400	GBR	1'53.735	195,5	1'53.910	193,1	1'53.756	192,8	1'54.700	184,8	1'53.987	187,9			1'53.735	195,5
13	61 Y. OKAYA Kawasaki Ninja 400	JPN	1'53.795	195,9	1'55.191	190,5	1'54.113	193,5	1'55.273	190,5	1'53.795	193,1			1'54.005	195,9
14	71 T. EDWARDS Kawasaki Ninja 400	AUS	1'53.827	193,8	1'54.611	190,8	1'54.244	186,3	1'54.595	183,2	1'53.827	186,9			1'53.975	193,8
15	95 S. DEROUÉ Kawasaki Ninja 400	NED	1'53.866	197,3	1'54.399	188,2	1'54.001	193,8	1'55.103	188,8	1'53.872	190,8			1'53.866	197,3
16	85 K. SABATUCCI Kawasaki Ninja 400	ITA	1'53.900	195,5	1'54.342	189,2	1'54.579	189,2	1'54.872	189,2	1'53.900	187,9			1'54.084	195,5
17	80 G. MASTROLUCA Kawasaki Ninja 400	ITA	1'54.116	192,8	1'54.116	192,8	1'56.248	182,0	1'55.472	191,5	1'55.339	183,8			1'55.420	184,8
18	30 G. VAN STRAALEN Yamaha YZF-R3	NED	1'54.128	191,5	1'55.854	186,6	1'56.012	182,9	1'54.128	186,0	1'54.619	190,1			1'55.196	191,5
19	87 T. KAWAKAMI Yamaha YZF-R3	BRA	1'54.148	192,8	1'54.391	192,8	1'55.461	188,2	1'55.175	185,1	1'54.148	186,9			1'54.523	192,5
20	45 F. MACAN Yamaha YZF-R3	BRA	1'54.275	190,8	1'55.683	187,9	1'55.625	182,9	1'54.476	183,2	1'54.275	188,5			1'55.415	190,8
21	72 A. DIAZ Yamaha YZF-R3	ESP	1'54.303	193,1	1'57.405	182,9	1'56.733	185,4	1'54.588	185,1	1'54.598	186,9			1'54.303	193,1
22	27 F. ROVELLI Kawasaki Ninja 400	ITA	1'54.321	192,1	1'55.312	186,9	1'55.270	185,4	1'54.321	187,6	1'54.923	186,0			1'55.017	192,1
23	23 S. MARKARIAN Yamaha YZF-R3	FRA	1'54.345	195,2	1'54.394	189,8	1'55.547	188,2	1'55.615	187,9	1'54.345	185,1			1'54.755	195,2
24	15 A. COPPOLA Kawasaki Ninja 400	ITA	1'54.353	193,5	1'54.353	191,8	1'55.449	189,8	1'55.160	184,8	2'04.583	187,6			1'54.846	193,5
25	46 S. DI SORA Kawasaki Ninja 400	FRA	1'54.371	192,5	1'55.240	190,1	1'56.836	186,0	1'54.958	190,8		1'55.044	190,8		1'54.371	192,5

01/08/2020

These data/results cannot be reproduced, stored and/or transmitted in whole or in part by any manner of electronic, mechanical, photocopying, recording, broadcasting or otherwise now known or herein after developed without the previous express consent by the copyright owner, except for reproduction in daily press and regular printed publications on sale to the public within 60 days of the event related to those data/results and always provided that copyright symbol appears together as follows below.

© DORNA WSBK ORGANIZATION Srl 2020





Pirelli Spanish Round, 31 July - 2 August 2020

Best Laps & Speeds

No.	Rider Bike	Nat	Best Lap		FP1		FP2		FP3		SP		LCR		RC1	
			LL	SPD	LL	SPD	LL	SPD	LL	SPD	LL	SPD	LL	SPD	LL	SPD
26	52 O. KÖNIG KTM RC 390 R	CZE	1'54.386		1'55.008	1'55.730	1'54.386		1'54.625						1'54.732	
			48	195,9	12	191,1	10	188,5	8	195,2	8	195,9			10	195,2
27	9 P. GRASSIA Yamaha YZF-R3	ITA	1'54.395		1'55.919	1'55.224	1'54.449		1'54.395						1'54.946	
			48	191,1	11	188,2	12	185,7	7	189,8	8	189,2			10	191,1
28	7 J. GIMBERT Kawasaki Ninja 400	FRA	1'54.396		1'54.631	1'55.189	1'54.396		1'54.413							
			38	190,5	13	190,5	10	186,6	7	189,8	8	189,8				
29	2 A. CARRION Kawasaki Ninja 400	ESP	1'54.471		1'55.281	1'55.466	1'54.536		1'54.471						1'54.474	
			48	194,8	11	190,8	12	187,9	7	184,4	8	187,3			10	194,8
30	84 K. ALOISI Yamaha YZF-R3	ITA	1'54.476		1'55.107	1'54.476	1'54.806		1'54.704						1'54.649	
			52	194,5	14	188,8	12	186,0	7	187,3	9	189,8			10	194,5
31	25 A. KROH Yamaha YZF-R3	GER	1'54.535		1'55.772	1'55.547	1'54.535		1'54.806						1'54.779	
			47	196,6	14	189,5	10	185,1	5	187,6	8	189,2			10	196,6
32	26 M. GENNAI Yamaha YZF-R3	ITA	1'54.603		1'56.484	1'56.283	1'55.745						1'54.603			
			42	189,5	13	185,1	12	185,4	7	189,5			10	182,9		
33	44 T. BRAMICH Kawasaki Ninja 400	AUS	1'54.633		1'56.046	1'55.619	1'55.036						1'54.633			
			39	192,8	14	190,5	10	186,9	6	186,9			9	192,8		
34	41 J. JAHNIG KTM RC 390 R	GER	1'54.679		1'54.679	1'55.382	1'55.480						1'54.965		1'54.864	
			46	196,2	8	189,5	12	185,7	6	188,8			10	191,5	10	196,2
35	17 K. MEUFFELS Kawasaki Ninja 400	NED	1'54.743		1'55.180	1'56.061	1'55.090						1'54.751		1'54.743	
			45	198,7	13	193,8	5	194,5	7	187,3			10	193,8	10	198,7
36	98 T. BERCOT Yamaha YZF-R3	FRA	1'54.771		1'55.008	1'55.985	1'54.771						1'55.099			
			43	190,8	13	190,8	12	181,7	8	188,2			10	190,8		
37	94 S. SANCHEZ TAMAYO Yamaha YZF-R3	ESP	1'54.772				1'57.126						1'54.772			
			18	188,5			8	188,5					10	187,6		
38	14 E. DE LA VEGA Yamaha YZF-R3	FRA	1'54.803		1'55.673	1'56.152	1'54.803						1'55.003		1'54.939	
			53	191,1	13	189,2	13	186,0	7	187,6			10	186,0	10	191,1
39	4 C. STANGE KTM RC 390 R	GER	1'54.805		1'54.967	1'56.222	1'54.805						1'55.153		1'54.992	
			41	193,8	12	192,5	2	182,0	7	183,2			10	193,8	10	193,8
40	66 E. MCGLINCHY Kawasaki Ninja 400	GBR	1'54.831		1'58.760	1'56.975	1'55.237						1'54.831			
			44	188,2	14	186,0	13	186,0	7	188,2			10	188,2		
41	97 M. KAPPLER KTM RC 390 R	GER	1'55.132		1'56.752	1'56.322	1'55.325								1'55.132	
			42	195,2	12	186,6	12	187,9	8	186,3			10	195,2		
42	16 E. VOCINO Kawasaki Ninja 400	ITA	1'55.308		1'55.794	1'56.500	1'56.691								1'55.308	
			38	188,5	13	186,9	12	180,2	3	188,5			10	187,9		
43	24 D. BLIN Yamaha YZF-R3	POL	1'55.403		1'59.144	1'57.556	1'55.403						1'56.251			
			21	192,1	3		9	186,9	7	192,1			2	189,5		
44	73 J. PEREZ GONZALEZ Yamaha YZF-R3	ESP	1'55.472		1'56.720	1'56.784	1'55.472						1'56.680			
			38	189,2	13	186,0	8	183,8	7	189,2			10	177,4		
45	68 J. IOVERNO Kawasaki Ninja 400	ITA	1'55.498		1'56.792	1'56.575	1'55.498						1'55.791			
			37	188,2	10	188,2	12	183,8	5	187,6			10	185,7		
46	93 A. QUINET Kawasaki Ninja 400	FRA	1'55.700		1'57.921	1'56.810	1'55.700						1'56.329			
			40	189,8	11	187,6	11	187,6	8	189,8			10	186,9		
47	3 M. GAGGI Yamaha YZF-R3	ITA	1'55.865		1'56.482	1'55.966	1'57.297								1'55.865	
			38	188,2	12	188,2	12	187,6	4	177,9			10	183,8		
48	63 M. HRAVA Kawasaki Ninja 400	CZE	1'55.911		1'58.073	1'57.862	1'55.911						1'56.344			
			43	187,6	13	184,1	12	182,3	8	186,3			10	187,6		
49	12 R. DORE Yamaha YZF-R3	FRA	1'56.255		1'57.770	1'57.494	1'56.283								1'56.255	
			46	186,3	15	183,8	14	181,1	7	180,0			10	186,3		
50	20 G. MATERN Yamaha YZF-R3	FRA	1'56.731		1'57.405	1'57.636	1'58.610								1'56.731	
			22	184,1	13	183,8	5	181,4	1	178,5			3	184,1		

01/08/2020

These data/results cannot be reproduced, stored and/or transmitted in whole or in part by any manner of electronic, mechanical, photocopying, recording, broadcasting or otherwise now known or herein after developed without the previous express consent by the copyright owner, except for reproduction in daily press and regular printed publications on sale to the public within 60 days of the event related to those data/results and always provided that copyright symbol appears together as follows below.

© DORNA WSBK ORGANIZATION Srl 2020





Jerez 4.423 m

Pirelli Spanish Round, 31 July - 2 August 2020

Best Laps & Speeds

3 / 3

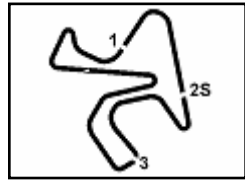
No.	Rider	Nat	Best Lap		FP1		FP2		FP3		SP		LCR		RC1	
			LL	SPD	LL	SPD	LL	SPD	LL	SPD	LL	SPD	LL	SPD	LL	SPD
51	47 M. CERVENKA Kawasaki Ninja 400	CZE	1'56.868		2'00.581		1'58.294		1'57.306				1'56.868			
			32	184,1	12		12	183,2	5	183,2			3	184,1		
52	18 I. OFFER Kawasaki Ninja 400	GBR	1'59.410		1'59.410		1'59.870									
			24	185,7	12	185,7	12	177,4								
53	77 L. GRUAU Kawasaki Ninja 400	FRA	2'00.664		2'02.821		2'01.288		2'00.664				2'01.920			
			42	182,9	12	182,3	13	181,4	7	182,9			10	182,0		

01/08/2020

These data/results cannot be reproduced, stored and/or transmitted in whole or in part by any manner of electronic, mechanical, photocopying, recording, broadcasting or otherwise now known or herein after developed without the previous express consent by the copyright owner, except for reproduction in daily press and regular printed publications on sale to the public within 60 days of the event related to those data/results and always provided that copyright symbol appears together as follows below.

© DORNA WSBK ORGANIZATION Srl 2020





Jerez 4.423 m

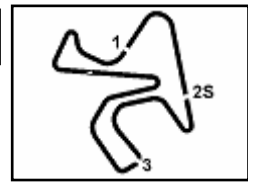
Pirelli Spanish Round, 31 July - 2 August 2020
Pirelli Best Lap Award

	Points	Points From First	Points From Previous	August 2 JEREZ	August 9 PORTIMÃO	August 30 ARAGON	September 6 TERUEL	September 20 BARCELONA	October 4 MAGNY-COURS	October 18 ESTORIL							
1 CARRASCO Ana (ESP)	1	1															

01/08/2020

These data/results cannot be reproduced, stored and/or transmitted in whole or in part by any manner of electronic, mechanical, photocopying, recording, broadcasting or otherwise now known or herein after developed without the previous express consent by the copyright owner, except for reproduction in daily press and regular printed publications on sale to the public within 60 days of the event related to those data/results and always provided that copyright symbol appears together as follows below.
© DORNA WSBK ORGANIZATION Srl 2020





Pirelli Spanish Round, 31 July - 2 August 2020 Championship Standings

Jerez 4.423 m

Points	Points From First	Points From Previous	August 2	August 9	August 30	September 6	September 20	October 4	October 18									
			JEREZ	PORTIMÃO	ARAGON	TERUEL	BARCELONA	MAGNY-COURS	ESTORIL									
1 ORRADRE Unai (ESP)	25		25 1															
2 BOOTH-AMOS Tom (GBR)	20 5		20 2															
3 DEROUE Scott (NED)	16 9 4		16 3															
4 OKAYA Yuta (JPN)	13 12 3		13 4															
5 BRIANTI Thomas (ITA)	11 14 2		11 5															
6 SOFUOGLU Bahattin (TUR)	10 15 1		10 6															
7 CARRASCO Ana (ESP)	9 16 1		9 7															
8 SABATUCCI Kevin (ITA)	8 17 1		8 8															
9 DIAZ Alvaro (ESP)	7 18 1		7 9															
10 KALININ Nick (UKR)	6 19 1		6 10															
11 KAWAKAMI Ton (BRA)	5 20 1		5 11															
12 DI SORA Samuel (FRA)	4 21 1		4 12															
13 ALOISI Kim (ITA)	3 22 1		3 13															
14 CARRION Alejandro (ESP)	2 23 1		2 14															
15 MEUFFELS Koen (NED)	1 24 1		1 15															

01/08/2020 First Line: Championship Standings - Second Line: Ranking Progression
 These data/results cannot be reproduced, stored and/or transmitted in whole or in part by any manner of electronic, mechanical, photocopying, recording, broadcasting or otherwise now known or herein after developed without the previous express consent by the copyright owner, except for reproduction in daily press and regular printed publications on sale to the public within 60 days of the event related to those data/results and always provided that copyright symbol appears together as follows below.
 © DORNA WSBK ORGANIZATION Srl 2020



FKR PERGOIA TIMING