

## Pirelli Spanish Round, 31 July - 2 August 2020

### Chronological Analysis Race 1

Jerez 4.423 m

Start at 16:31'22.536

1 / 4

1° 10 U. ORRADRE (1'53.778)							
Lap	Seg.1	Seg.2	Seg.3	Seg.4	Lap Time	km/h	Local Time
1		<b>17.292</b>	33.375	35.491	2'00.339	192,5	16:33'22.875
2	28.036	17.425	33.221	35.505	1'54.187	191,8	16:35'17.062
3	<b>27.727</b>	17.475	33.194	<b>35.382</b>	<b>1'53.778</b>	<b>194,5</b>	16:37'10.840
4	27.975	17.567	33.322	35.527	1'54.391	189,2	16:39'05.231
5	27.963	17.462	33.332	35.989	1'54.746	191,2	16:40'59.977
6	28.251	17.638	<b>33.088</b>	35.686	1'54.663	185,4	16:42'54.640
7	27.853	17.582	33.119	35.437	1'53.991	186,4	16:44'48.631
8	27.936	17.694	33.134	35.540	1'54.304	185,7	16:46'42.935
9	27.875	17.699	33.119	35.804	1'54.497	184,5	16:48'37.432
10	27.885	17.626	33.243	35.676	1'54.430	184,5	16:50'31.862
Race Time 19'09.326							

9	28.035	17.480	33.274	<b>35.456</b>	1'54.245	192,8	16:48'39.838
10	28.037	17.340	33.483	35.650	1'54.510	193,5	16:50'34.348
Race Time 19'11.812							

2° 69 T. BOOTH-AMOS (1'53.735)							
Lap	Seg.1	Seg.2	Seg.3	Seg.4	Lap Time	km/h	Local Time
1		17.432	33.743	35.916	2'03.223	190,5	16:33'25.759
2	28.123	17.509	33.402	35.714	1'54.748	189,2	16:35'20.507
3	28.552	17.310	<b>33.050</b>	35.412	1'54.324	191,5	16:37'14.831
4	27.836	17.388	33.201	35.599	1'54.024	193,2	16:39'08.855
5	27.966	17.347	33.106	<b>35.316</b>	<b>1'53.735</b>	188,6	16:41'02.590
6	27.847	17.383	33.076	35.512	1'53.818	189,2	16:42'56.408
7	27.838	<b>17.224</b>	33.399	35.539	1'54.000	<b>195,6</b>	16:44'50.408
8	28.100	17.291	33.224	35.492	1'54.107	194,9	16:46'44.515
9	27.882	17.497	34.368	35.371	1'55.118	185,4	16:48'39.633
10	<b>27.754</b>	17.505	33.411	35.900	1'54.570	190,5	16:50'34.203
Race Time 19'11.667							

6° 54 B. SOFUOGLU (1'53.962)							
Lap	Seg.1	Seg.2	Seg.3	Seg.4	Lap Time	km/h	Local Time
1		17.248	33.216	35.609	2'00.809	193,8	16:33'23.345
2	28.140	<b>17.215</b>	33.193	35.470	1'54.018	191,2	16:35'17.363
3	27.914	17.278	33.566	35.647	1'54.405	192,8	16:37'11.768
4	27.962	17.915	33.783	<b>35.258</b>	1'54.918	190,5	16:39'06.686
5	28.002	17.486	33.184	35.418	1'54.090	193,5	16:41'00.776
6	28.028	17.618	33.852	35.420	1'54.918	193,8	16:42'55.694
7	28.031	17.440	34.142	35.892	1'55.505	192,2	16:44'51.199
8	27.906	17.401	33.285	35.370	<b>1'53.962</b>	193,5	16:46'45.161
9	27.880	17.315	34.387	35.506	1'55.088	191,5	16:48'40.249
10	<b>27.857</b>	17.272	<b>33.169</b>	35.929	1'54.227	<b>194,2</b>	16:50'34.476
Race Time 19'11.940							

3° 95 S. DEROUE (1'53.866)							
Lap	Seg.1	Seg.2	Seg.3	Seg.4	Lap Time	km/h	Local Time
1		17.223	33.471	<b>35.313</b>	2'00.975	195,9	16:33'23.511
2	<b>27.730</b>	17.186	33.359	35.591	<b>1'53.866</b>	191,2	16:35'17.377
3	28.246	<b>17.102</b>	33.283	35.353	1'53.984	193,5	16:37'11.361
4	27.747	17.463	33.482	35.524	1'54.216	190,5	16:39'05.577
5	28.126	17.200	<b>33.228</b>	35.829	1'54.383	<b>197,3</b>	16:40'59.960
6	28.615	17.638	33.393	35.593	1'55.239	190,2	16:42'55.199
7	28.135	17.499	33.832	35.408	1'54.874	188,9	16:44'50.073
8	28.072	17.309	33.770	35.541	1'54.692	193,2	16:46'44.765
9	27.810	17.425	33.406	35.585	1'54.226	191,5	16:48'38.991
10	28.127	17.566	33.499	36.107	1'55.299	187,6	16:50'34.290
Race Time 19'11.754							

7° 11 A. CARRASCO (1'53.663)							
Lap	Seg.1	Seg.2	Seg.3	Seg.4	Lap Time	km/h	Local Time
1		17.610	33.282	35.628	2'00.024	188,6	16:33'22.560
2	27.914	17.543	33.229	35.660	1'54.346	188,3	16:35'16.906
3	<b>27.809</b>	17.500	<b>33.122</b>	35.553	1'53.984	190,2	16:37'10.890
4	27.833	17.607	33.255	35.582	1'54.277	188,6	16:39'05.167
5	27.942	17.421	33.302	36.307	1'54.972	188,9	16:41'00.139
6	28.443	17.695	33.700	35.420	1'55.258	190,2	16:42'55.397
7	28.022	17.425	33.664	35.835	1'54.946	190,8	16:44'50.343
8	27.987	<b>17.272</b>	33.790	36.195	1'55.244	<b>198,4</b>	16:46'45.587
9	27.866	17.384	33.132	<b>35.281</b>	<b>1'53.663</b>	192,8	16:48'39.250
10	27.998	17.458	33.314	37.120	1'55.890	191,2	16:50'35.140
Race Time 19'12.604							

4° 61 Y. OKAYA (1'54.005)							
Lap	Seg.1	Seg.2	Seg.3	Seg.4	Lap Time	km/h	Local Time
1		17.331	33.210	<b>35.351</b>	2'01.313	193,5	16:33'23.849
2	28.343	<b>17.207</b>	<b>33.031</b>	35.424	<b>1'54.005</b>	192,8	16:35'17.854
3	28.276	17.240	33.216	35.610	1'54.342	194,9	16:37'12.196
4	28.305	17.489	33.135	35.505	1'54.434	192,8	16:39'06.630
5	28.153	17.379	33.674	35.546	1'54.752	190,5	16:41'01.382
6	28.010	17.391	33.772	35.512	1'54.685	193,5	16:42'56.067
7	27.938	17.383	33.379	35.606	1'54.306	<b>195,9</b>	16:44'50.373
8	28.259	17.293	33.626	35.428	1'54.606	194,9	16:46'44.979
9	27.948	17.409	33.813	35.583	1'54.753	190,2	16:48'39.732
10	<b>27.829</b>	17.371	33.540	35.873	1'54.613	189,9	16:50'34.345
Race Time 19'11.809							

8° 85 K. SABATUCCI (1'54.084)							
Lap	Seg.1	Seg.2	Seg.3	Seg.4	Lap Time	km/h	Local Time
1		17.422	33.578	36.027	2'02.616	194,2	16:33'25.152
2	28.005	17.678	33.825	35.861	1'55.369	184,5	16:35'20.521
3	28.885	17.790	<b>33.086</b>	35.634	1'55.395	<b>195,6</b>	16:37'15.916
4	28.046	17.535	33.310	35.675	1'54.566	191,5	16:39'10.482
5	27.999	17.555	33.233	35.711	1'54.498	186,7	16:41'04.980
6	27.798	17.633	33.181	35.553	1'54.165	187,6	16:42'59.145
7	27.819	<b>17.376</b>	33.236	36.085	1'54.516	189,5	16:44'53.661
8	<b>27.759</b>	17.476	33.354	<b>35.495</b>	<b>1'54.084</b>	190,2	16:46'47.745
9	27.916	17.815	33.559	35.844	1'55.134	183,3	16:48'42.879
10	28.809	17.843	33.904	35.682	1'56.238	185,7	16:50'39.117
Race Time 19'16.581							

5° 48 T. BRIANTI (1'54.229)							
Lap	Seg.1	Seg.2	Seg.3	Seg.4	Lap Time	km/h	Local Time
1		17.353	33.724	35.523	2'00.869	194,9	16:33'23.405
2	28.399	<b>17.197</b>	33.200	35.629	1'54.425	<b>196,2</b>	16:35'17.830
3	28.088	17.270	33.189	36.201	1'54.748	195,2	16:37'12.578
4	27.861	17.485	<b>33.037</b>	35.846	<b>1'54.229</b>	194,9	16:39'06.807
5	28.135	17.304	33.420	35.695	1'54.554	195,6	16:41'01.361
6	<b>27.778</b>	17.407	33.872	35.659	1'54.716	<b>196,2</b>	16:42'56.077
7	28.003	17.259	34.089	35.745	1'55.096	195,9	16:44'51.173
8	27.872	17.361	33.266	35.921	1'54.420	193,8	16:46'45.593

9° 72 A. DIAZ (1'54.303)							
Lap	Seg.1	Seg.2	Seg.3	Seg.4	Lap Time	km/h	Local Time
1		17.715	33.359	35.898	2'03.275	192,2	16:33'25.811
2	27.970	17.586	33.527	35.636	1'54.719	187,6	16:35'20.530
3	28.623	<b>17.321</b>	<b>33.052</b>	35.574	1'54.570	<b>193,2</b>	16:37'15.100
4	<b>27.956</b>	17.664	33.154	35.529	<b>1'54.303</b>	191,8	16:39'09.403
5	28.068	17.575	33.398	35.532	1'54.573	191,2	16:41'03.976
6	27.993	17.442	33.460	<b>35.526</b>	1'54.421	189,9	16:42'58.397
7	28.134	17.423	33.415	36.341	1'55.313	189,9	16:44'53.710
8	28.016	17.605	33.415	35.747	1'54.783	188,3	16:46'48.493
9	28.004	18.002	33.399	35.735	1'55.140	179,7	16:48'43.633
10	28.024	17.792	33.695	35.975	1'55.486	182,1	16:50'39.119
Race Time 19'16.583							

10° 22 N. KALININ (1'54.368)							
Lap	Seg.1	Seg.2	Seg.3	Seg.4	Lap Time	km/h	Local Time
1		<b>17.402</b>	34.204	35.742	2'02.497	189,5	16:33'25.033
2	28.040	17.760	33.380	35.732	1'54.912	190,8	16:35'19.945
3	28.018	17.490	33.558	35.454	1'54.520	189,2	16:37'14.465
4	28.003	17.618	33.547	35.522	1'54.690	187,6	16:39'09.155
5	28.016	17.571	<b>33.363</b>	35.729	1'54.679	<b>193,5</b>	16:41'03.834

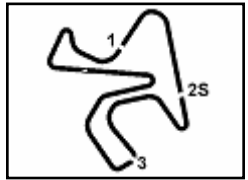
01/08/2020

P = Pits In/Out - C = Lap Time Cancelled

These data/results cannot be reproduced, stored and/or transmitted in whole or in part by any manner of electronic, mechanical, photocopying, recording, broadcasting or otherwise now known or herein after developed without the previous express consent by the copyright owner, except for reproduction in daily press and regular printed publications on sale to the public within 60 days of the event related to those data/results and always provided that copyright symbol appears together as follows below.

© DORNA WSBK ORGANIZATION Srl 2020





## Pirelli Spanish Round, 31 July - 2 August 2020

### Chronological Analysis Race 1

Jerez 4.423 m

Start at 16:31'22.536

2 / 4

Lap	Seg.1	Seg.2	Seg.3	Seg.4	Lap Time	km/h	Local Time
6	<b>27.921</b>	17.456	33.540	<b>35.451</b>	<b>1'54.368</b>	190,8	16:42'58.202
7	28.216	17.412	33.434	35.764	1'54.826	189,5	16:44'53.028
8	28.034	17.829	33.561	35.458	1'54.882	185,4	16:46'47.910
9	28.423	18.412	33.639	35.484	1'55.958	186,0	16:48'43.868
10	28.056	17.614	34.030	35.734	1'55.434	186,7	16:50'39.302

Race Time 19'16.766

#### 11° 87 T. KAWAKAMI (1'54.523)

Lap	Seg.1	Seg.2	Seg.3	Seg.4	Lap Time	km/h	Local Time
1		17.612	33.903	35.879	2'02.740	192,2	16:33'25.276
2	<b>27.942</b>	17.701	33.461	35.711	1'54.815	<b>192,5</b>	16:35'20.091
3	28.093	17.611	33.375	35.554	1'54.633	191,5	16:37'14.724
4	28.256	17.608	<b>33.208</b>	<b>35.451</b>	<b>1'54.523</b>	188,9	16:39'09.247
5	28.061	17.482	33.483	35.537	1'54.563	189,5	16:41'03.810
6	28.505	17.777	33.315	35.694	1'55.291	185,1	16:42'59.101
7	28.010	<b>17.439</b>	33.410	35.834	1'54.693	189,5	16:44'53.794
8	28.260	17.576	33.568	35.880	1'55.284	189,2	16:46'49.078
9	28.245	17.637	33.589	35.689	1'55.160	188,9	16:48'44.238
10	28.140	17.545	33.846	35.929	1'55.460	187,9	16:50'39.698

Race Time 19'17.162

#### 12° 46 S. DI SORA (1'54.371)

Lap	Seg.1	Seg.2	Seg.3	Seg.4	Lap Time	km/h	Local Time
1		17.847	34.145	35.822	2'05.455	185,4	16:33'27.991
2	28.222	17.519	<b>33.223</b>	35.658	1'54.622	189,5	16:35'22.613
3	27.959	17.577	33.365	35.859	1'54.760	188,9	16:37'17.373
4	28.021	17.612	33.862	35.892	1'55.387	<b>192,5</b>	16:39'12.760
5	28.124	<b>17.441</b>	33.675	35.895	1'55.135	190,5	16:41'07.895
6	27.985	17.563	33.369	<b>35.873</b>	1'54.490	188,6	16:43'02.385
7	<b>27.857</b>	17.449	33.366	35.699	<b>1'54.371</b>	190,8	16:44'56.756
8	28.268	17.672	33.646	35.963	1'55.549	188,9	16:46'52.305
9	28.103	17.688	33.899	35.990	1'55.680	184,5	16:48'47.985
10	28.162	17.727	33.915	35.928	1'55.732	183,0	16:50'43.717

Race Time 19'21.181

#### 13° 84 K. ALOISI (1'54.649)

Lap	Seg.1	Seg.2	Seg.3	Seg.4	Lap Time	km/h	Local Time
1		17.649	34.023	36.240	2'04.728	<b>194,5</b>	16:33'27.264
2	28.037	17.590	33.708	35.801	1'55.136	190,5	16:35'22.400
3	28.016	17.682	33.282	35.796	1'54.776	187,6	16:37'17.176
4	28.121	17.598	33.375	35.800	1'54.894	186,0	16:39'12.070
5	<b>27.956</b>	17.609	33.551	35.764	1'54.880	189,9	16:41'06.950
6	28.092	17.652	<b>33.270</b>	<b>35.635</b>	<b>1'54.649</b>	187,9	16:43'01.599
7	27.968	<b>17.571</b>	33.791	35.680	1'55.010	188,6	16:44'56.609
8	28.207	17.835	34.038	35.813	1'55.893	187,3	16:46'52.502
9	28.286	17.593	33.790	35.745	1'55.414	189,5	16:48'47.916
10	28.382	17.734	33.831	36.145	1'56.092	189,2	16:50'44.008

Race Time 19'21.472

#### 14° 2 A. CARRION (1'54.474)

Lap	Seg.1	Seg.2	Seg.3	Seg.4	Lap Time	km/h	Local Time
1		17.724	33.910	35.941	2'04.186	194,5	16:33'26.722
2	28.055	<b>17.395</b>	33.521	35.826	1'54.797	<b>194,9</b>	16:35'21.519
3	28.077	17.526	33.288	36.087	1'54.978	193,2	16:37'16.497
4	28.074	17.879	<b>33.168</b>	35.819	1'54.940	188,3	16:39'11.437
5	27.996	17.441	33.253	<b>35.784</b>	<b>1'54.474</b>	189,5	16:41'05.911
6	28.079	17.735	33.525	35.879	1'55.218	183,6	16:43'01.129
7	<b>27.921</b>	17.592	33.917	36.013	1'55.443	186,0	16:44'56.572
8	28.556	17.601	33.427	36.370	1'55.954	191,8	16:46'52.526
9	28.615	17.405	33.781	36.059	1'55.860	191,2	16:48'48.386
10	28.116	17.645	33.872	36.283	1'55.916	191,5	16:50'44.302

Race Time 19'21.766

#### 15° 17 K. MEUFFELS (1'54.743)

Lap	Seg.1	Seg.2	Seg.3	Seg.4	Lap Time	km/h	Local Time
1		17.850	34.319	36.022	2'06.300	193,5	16:33'28.836
2	28.891	<b>17.232</b>	33.569	35.494	1'55.186	<b>198,7</b>	16:35'24.022

#### 16° 25 A. KROH (1'54.779)

Lap	Seg.1	Seg.2	Seg.3	Seg.4	Lap Time	km/h	Local Time
1		17.535	33.914	35.854	2'03.967	195,6	16:33'26.503
2	<b>28.094</b>	<b>17.479</b>	33.537	35.896	1'55.006	<b>196,6</b>	16:35'21.509
3	28.155	17.620	33.380	35.791	1'54.946	194,5	16:37'16.455
4	28.155	17.929	33.550	35.904	1'55.538	190,2	16:39'11.993
5	28.233	17.618	34.038	36.117	1'56.006	191,2	16:41'07.999
6	28.165	17.625	<b>33.314</b>	35.872	1'54.976	188,9	16:43'02.975
7	28.177	17.755	33.756	35.832	1'55.520	186,0	16:44'58.495
8	28.274	17.852	33.839	36.023	1'55.988	186,0	16:46'54.483
9	28.227	17.870	33.670	35.965	1'55.732	186,4	16:48'50.215
10	28.286	17.532	33.344	<b>35.617</b>	<b>1'54.779</b>	188,6	16:50'44.994

Race Time 19'22.458

#### 17° 41 J. JAHNIG (1'54.864)

Lap	Seg.1	Seg.2	Seg.3	Seg.4	Lap Time	km/h	Local Time
1		17.720	34.497	35.906	2'06.034	<b>196,2</b>	16:33'28.570
2	28.842	<b>17.349</b>	33.560	<b>35.572</b>	1'55.323	<b>196,2</b>	16:35'23.893
3	28.567	17.722	33.794	36.129	1'56.212	190,2	16:37'20.105
4	28.241	17.672	33.526	35.623	1'55.062	192,2	16:39'15.167
5	28.211	17.672	33.528	35.672	1'55.083	193,2	16:41'10.250
6	28.374	17.463	33.502	36.090	1'55.429	192,8	16:43'05.679
7	<b>28.031</b>	17.568	33.520	35.778	1'54.897	193,2	16:45'00.576
8	28.071	17.608	33.679	35.758	1'55.116	192,5	16:46'55.692
9	28.100	17.389	33.410	35.965	<b>1'54.864</b>	192,5	16:48'50.556
10	28.379	17.530	<b>33.307</b>	36.265	1'55.481	189,5	16:50'46.037

Race Time 19'23.501

#### 18° 52 O. KÖNIG (1'54.732)

Lap	Seg.1	Seg.2	Seg.3	Seg.4	Lap Time	km/h	Local Time
1		17.838	34.121	<b>35.726</b>	2'04.875	<b>195,2</b>	16:33'27.411
2	28.176	17.473	<b>33.398</b>	35.821	1'54.868	194,2	16:35'22.279
3	<b>28.023</b>	<b>17.448</b>	33.505	35.756	<b>1'54.732</b>	193,5	16:37'17.011
4	28.147	17.625	33.983	36.013	1'55.768	193,2	16:39'12.779
5	28.750	17.921	33.674	36.134	1'56.479	187,6	16:41'09.258
6	28.412	17.853	33.680	36.222	1'56.167	187,9	16:43'05.425
7	28.186	17.610	33.748	35.842	1'55.386	190,5	16:45'00.811
8	28.137	17.629	33.543	35.736	1'55.045	190,8	16:46'55.856
9	28.112	17.475	33.419	35.780	1'54.786	193,5	16:48'50.642
10	28.159	17.732	33.497	36.162	1'55.550	191,8	16:50'46.192

Race Time 19'23.656

#### 19° 23 S. MARKARIAN (1'54.755)

Lap	Seg.1	Seg.2	Seg.3	Seg.4	Lap Time	km/h	Local Time
1		17.682	33.829	<b>35.568</b>	2'03.577	193,2	16:33'26.113
2	28.115	17.426	33.517	35.697	<b>1'54.755</b>	192,2	16:35'20.868
3	28.569	<b>17.371</b>	<b>33.316</b>	35.577	1'54.833	192,2	16:37'15.701
4	<b>28.071</b>	17.676	33.589	35.665	1'55.001	189,5	16:39'10.702
5	28.091	17.541	33.456	35.871	1'54.959	190,2	16:41'05.661
6	28.207	17.870	33.776	36.169	1'56.022	182,7	16:43'01.683
7	28.220	17.652	33.730	35.602	1'55.204	187,9	16:44'56.887
8	28.391	17.490	34.066	35.638	1'55.585	<b>195,2</b>	16:46'52.472
9	30.172	17.899	33.602	36.126	1'57.799	184,8	16:48'50.271
10	28.759	17.561	33.753	36.231	1'56.304	188,9	16:50'46.575

Race Time 19'24.039

01/08/2020

P = Pits In/Out - C = Lap Time Cancelled

These data/results cannot be reproduced, stored and/or transmitted in whole or in part by any manner of electronic, mechanical, photocopying, recording, broadcasting or otherwise now known or herein after developed without the previous express consent by the copyright owner, except for reproduction in daily press and regular printed publications on sale to the public within 60 days of the event related to those data/results and always provided that copyright symbol appears together as follows below.

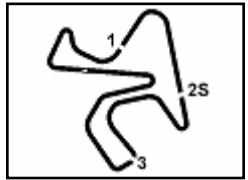
© DORNA WSBK ORGANIZATION Srl 2020



Official Fuel Supplier



FKR



## Pirelli Spanish Round, 31 July - 2 August 2020

### Chronological Analysis Race 1

Jerez 4.423 m

Start at 16:31'22.536

3 / 4

20° 30 G. VAN STRAALLEN (1'55.196)							
Lap	Seg.1	Seg.2	Seg.3	Seg.4	Lap Time	km/h	Local Time
1		17.766	33.869	36.296	2'04.857	189,9	16:33'27.393
2	29.010	17.516	33.761	35.929	1'56.216	189,2	16:35'23.609
3	<b>28.079</b>	17.561	33.703	37.228	1'56.571	185,4	16:37'20.180
4	28.291	17.891	33.815	35.700	1'55.697	186,4	16:39'15.877
5	28.199	17.552	<b>33.543</b>	35.902	<b>1'55.196</b>	188,9	16:41'11.073
6	28.291	17.761	33.824	35.860	1'55.736	186,4	16:43'06.809
7	28.603	17.718	33.574	35.674	1'55.569	186,7	16:45'02.378
8	28.244	<b>17.478</b>	33.709	35.903	1'55.334	188,3	16:46'57.712
9	28.490	17.482	33.747	<b>35.649</b>	1'55.368	189,5	16:48'53.800
10	28.716	17.740	33.862	36.004	1'56.322	<b>191,5</b>	16:50'49.402
Race Time 19'26.866							

9	28.271	18.004	34.385	36.295	1'56.955	187,0	16:48'54.144
10	<b>27.955</b>	17.583	34.007	35.816	1'55.361	186,4	16:50'49.505
Race Time 19'26.969							

21° 14 E. DE LA VEGA (1'54.939)							
Lap	Seg.1	Seg.2	Seg.3	Seg.4	Lap Time	km/h	Local Time
1		17.858	33.981	36.097	2'05.506	188,3	16:33'28.042
2	28.665	17.656	33.767	35.858	1'55.946	189,2	16:35'23.988
3	29.142	17.814	33.810	36.232	1'56.998	181,8	16:37'20.986
4	28.649	17.582	33.572	36.225	1'56.028	189,2	16:39'17.014
5	28.320	17.573	<b>33.418</b>	35.798	1'55.109	189,5	16:41'12.123
6	28.257	17.625	33.485	35.572	<b>1'54.939</b>	187,0	16:43'07.062
7	28.228	17.677	33.600	<b>35.480</b>	1'54.985	184,5	16:45'02.047
8	<b>28.031</b>	<b>17.530</b>	34.034	35.920	1'55.515	190,2	16:46'57.562
9	28.792	17.608	33.756	35.698	1'55.854	<b>191,2</b>	16:48'53.416
10	28.571	17.645	33.844	35.937	1'55.997	190,8	16:50'49.413
Race Time 19'26.877							

25° 9 P. GRASSIA (1'54.946)							
Lap	Seg.1	Seg.2	Seg.3	Seg.4	Lap Time	km/h	Local Time
1		17.839	34.572	35.886	2'05.788	189,9	16:33'28.324
2	29.116	17.488	33.766	<b>35.660</b>	1'56.030	<b>191,2</b>	16:35'24.354
3	28.962	17.700	33.896	36.089	1'56.647	189,5	16:37'21.001
4	28.517	17.429	33.738	36.018	1'55.702	189,5	16:39'16.703
5	28.268	17.455	<b>33.269</b>	36.119	1'55.111	188,6	16:41'11.814
6	28.405	17.426	33.445	35.670	<b>1'54.946</b>	188,9	16:43'06.760
7	<b>28.093</b>	<b>17.375</b>	33.652	35.916	1'55.036	189,9	16:45'01.796
8	28.160	17.453	33.829	35.972	1'55.414	186,4	16:46'57.210
9	28.574	17.734	34.091	35.662	1'56.061	189,5	16:48'53.271
10	28.410	17.786	34.475	35.828	1'56.499	186,4	16:50'49.770
Race Time 19'27.234							

22° 88 B. IERACI (1'54.253)							
Lap	Seg.1	Seg.2	Seg.3	Seg.4	Lap Time	km/h	Local Time
1		17.416	33.173	35.661	2'00.361	192,5	16:33'22.897
2	27.950	17.494	33.333	35.667	1'54.444	190,2	16:35'17.341
3	28.111	<b>17.125</b>	33.206	35.811	<b>1'54.253</b>	<b>198,7</b>	16:37'11.594
4	<b>27.922</b>	18.068	33.182	<b>35.505</b>	1'54.677	186,4	16:39'06.271
5	27.934	17.455	<b>33.072</b>	35.870	1'54.331	188,9	16:41'00.602
6	28.141	17.582	33.454	35.618	1'54.795	193,2	16:42'55.397
7	28.152	17.374	33.212	35.580	1'54.318	194,2	16:44'49.715
8	28.106	17.634	47.595	35.719	2'09.054	185,7	16:46'58.769
9	28.096	17.363	33.650	35.672	1'54.781	193,2	16:48'53.550
10	28.314	17.590	34.348	35.640	1'55.892	187,9	16:50'49.442
Race Time 19'26.906							

26° 45 F. MACAN (1'55.415)							
Lap	Seg.1	Seg.2	Seg.3	Seg.4	Lap Time	km/h	Local Time
1		17.851	33.849	36.004	2'03.771	189,2	16:33'26.307
2	28.247	<b>17.488</b>	33.457	36.452	1'55.644	<b>190,8</b>	16:35'21.951
3	28.221	17.973	33.758	<b>35.882</b>	1'55.834	184,2	16:37'17.785
4	<b>28.082</b>	17.739	33.514	36.093	1'55.428	188,9	16:39'13.213
5	28.621	17.805	33.764	36.217	1'56.407	186,4	16:41'09.620
6	28.252	17.828	33.753	36.191	1'56.024	187,3	16:43'05.644
7	28.398	17.738	<b>33.367</b>	35.912	<b>1'55.415</b>	184,8	16:45'01.059
8	28.274	18.110	34.055	36.127	1'56.566	184,2	16:46'57.625
9	28.539	17.733	34.267	36.125	1'56.664	189,2	16:48'54.289
10	28.262	17.557	34.029	36.070	1'55.918	189,5	16:50'50.207
Race Time 19'27.671							

23° 15 A. COPPOLA (1'54.846)							
Lap	Seg.1	Seg.2	Seg.3	Seg.4	Lap Time	km/h	Local Time
1		17.623	33.796	36.200	2'05.490	191,5	16:33'28.026
2	28.787	17.581	33.423	35.861	1'55.652	<b>193,5</b>	16:35'23.678
3	28.394	18.073	<b>33.259</b>	36.503	1'56.229	191,2	16:37'19.907
4	<b>28.050</b>	17.827	33.517	35.905	1'55.299	186,6	16:39'15.206
5	28.248	17.605	33.981	35.869	1'55.703	185,7	16:41'10.909
6	28.377	17.759	33.561	35.791	1'55.488	187,0	16:43'06.397
7	28.154	<b>17.503</b>	33.568	<b>35.621</b>	<b>1'54.846</b>	188,3	16:45'01.243
8	28.164	18.080	33.633	36.095	1'55.972	184,8	16:46'57.215
9	28.393	17.857	33.771	35.788	1'55.809	184,2	16:48'53.024
10	28.580	17.720	33.940	36.192	1'56.432	184,8	16:50'49.456
Race Time 19'26.920							

27° 4 C. STANGE (1'54.992)							
Lap	Seg.1	Seg.2	Seg.3	Seg.4	Lap Time	km/h	Local Time
1		18.050	34.155	35.968	2'06.378	191,5	16:33'28.914
2	28.654	<b>17.397</b>	34.081	<b>35.602</b>	1'55.734	192,8	16:35'24.648
3	28.767	17.750	33.999	35.690	1'56.206	<b>193,8</b>	16:37'20.854
4	28.110	17.457	34.130	36.005	1'55.702	192,8	16:39'16.556
5	28.069	17.588	<b>33.373</b>	35.962	<b>1'54.992</b>	189,5	16:41'11.548
6	<b>27.952</b>	17.926	34.531	35.957	1'56.366	191,8	16:43'07.914
7	28.334	17.969	33.910	36.149	1'56.362	186,4	16:45'04.276
8	28.381	17.863	33.638	35.937	1'55.819	186,0	16:47'00.095
9	28.188	17.877	33.870	36.039	1'55.974	188,3	16:48'56.069
10	28.779	17.902	33.820	36.278	1'56.779	185,7	16:50'52.848
Race Time 19'30.312							

24° 58 I. IGLESIAS (1'54.990)							
Lap	Seg.1	Seg.2	Seg.3	Seg.4	Lap Time	km/h	Local Time
1		17.755	34.281	35.730	2'05.476	188,9	16:33'28.012
2	28.603	17.459	33.507	36.029	1'55.598	<b>193,5</b>	16:35'23.610
3	28.610	17.823	33.712	35.915	1'56.060	187,0	16:37'19.670
4	28.208	17.745	34.110	35.667	1'55.730	185,7	16:39'15.400
5	28.108	17.922	<b>33.487</b>	35.937	1'55.454	191,5	16:41'10.854
6	28.346	17.970	33.606	35.571	1'55.493	189,9	16:43'06.347
7	28.283	<b>17.406</b>	33.749	<b>35.552</b>	<b>1'54.990</b>	190,2	16:45'01.337
8	28.065	17.738	33.794	36.255	1'55.852	187,3	16:46'57.189

28° 27 F. ROVELLI (1'55.017)							
Lap	Seg.1	Seg.2	Seg.3	Seg.4	Lap Time	km/h	Local Time
1		17.981	34.104	35.995	2'05.513	187,0	16:33'28.049
2	29.176	17.381	<b>33.330</b>	35.854	1'55.741	<b>192,2</b>	16:35'23.790
3	28.181	<b>17.361</b>	33.754	36.616	1'55.912	190,8	16:37'19.702
4	28.594	18.053	34.013	36.405	1'57.065	187,6	16:39'16.767
5	28.478	17.644	33.672	35.841	1'55.635	187,9	16:41'12.402
6	28.227	17.591	33.892	36.130	1'55.840	190,5	16:43'08.242
7	28.199	17.883	33.510	36.038	1'55.630	186,7	16:45'03.872
8	28.203	17.715	33.482	<b>35.617</b>	<b>1'55.017</b>	185,4	16:46'58.889
9	<b>28.161</b>	18.721	34.813	36.445	1'58.140	180,0	16:48'57.029
10	28.592	18.158	34.235	36.664	1'57.649	182,7	16:50'54.678
Race Time 19'32.142							

29° 80 G. MASTROLUCA (1'55.420)							
Lap	Seg.1	Seg.2	Seg.3	Seg.4	Lap Time	km/h	Local Time
1		17.829	33.929	<b>35.969</b>	2'12.155	183,0	16:33'34.691
2	28.269	<b>17.667</b>	<b>33.502</b>	35.982	<b>1'55.420</b>	183,6	16:35'30.111
3	28.349	17.713	33.544	36.026	1'55.632	<b>184,8</b>	16:37'25.743
4	28.550	17.729	33.626	36.059	1'55.964	184,2	16:39'21.707
5	<b>28.196</b>	17.711	33.581	36.213	1'55.701	181,8	16:41'17.408

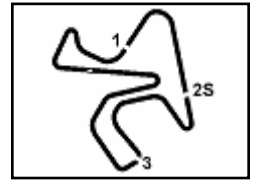
01/08/2020

P = Pits In/Out - C = Lap Time Cancelled

These data/results cannot be reproduced, stored and/or transmitted in whole or in part by any manner of electronic, mechanical, photocopying, recording, broadcasting or otherwise now known or herein after developed without the previous express consent by the copyright owner, except for reproduction in daily press and regular printed publications on sale to the public within 60 days of the event related to those data/results and always provided that copyright symbol appears together as follows below.

© DORNA WSBK ORGANIZATION Srl 2020





## Pirelli Spanish Round, 31 July - 2 August 2020

### Chronological Analysis Race 1

Start at 16:31'22.536

6	28.222	17.763	33.691	36.082	1'55.758	182,4	16:43'13.166
7	28.299	17.845	33.799	36.471	1'56.414	181,8	16:45'09.580
8	28.267	17.971	33.858	36.297	1'56.393	182,1	16:47'05.973
9	28.768	18.015	33.925	36.263	1'56.971	181,8	16:49'02.944
10	28.494	17.844	34.028	36.463	1'56.829	182,1	16:50'59.773

Race Time 19'37.237

30° 6 J. BUIS (1'53.861)							
Lap	Seg.1	Seg.2	Seg.3	Seg.4	Lap Time	km/h	Local Time
1		<b>17.200</b>	33.321	<b>35.348</b>	2'00.421	<b>198,0</b>	16:33'22.957
2	<b>27.704</b>	17.422	33.337	35.721	1'54.184	191,8	16:35'17.141
3	27.882	17.354	<b>33.255</b>	35.370	<b>1'53.861</b>	191,2	16:37'11.002
4	28.008	17.440	33.436	35.464	1'54.348	193,8	16:39'05.350
5	28.238	17.290	33.513	36.232	1'55.273	195,2	16:41'00.623
6	28.071	17.677	33.760	35.418	1'54.926	194,2	16:42'55.549
7	28.078	17.335	33.317	35.963	1'54.693	195,9	16:44'50.242
8	27.998	17.310	1'03.414	1'26.825	3'15.547P	196,2	16:48'05.789
9	32.567	17.951	34.467	36.813	2'01.798P	183,9	16:50'07.587
10	28.838	18.015	34.426	36.922	1'58.201	183,9	16:52'05.788

Race Time 20'43.252

31° 83 M. KAWAKAMI (1'54.602)							
Lap	Seg.1	Seg.2	Seg.3	Seg.4	Lap Time	km/h	Local Time
1		<b>17.632</b>	35.703	2'10.048	3'37.013P	<b>189,2</b>	16:34'59.549
2	32.213	17.858	33.294	35.810	1'59.175P	181,8	16:36'58.724
3	<b>27.922</b>	17.827	<b>33.137</b>	35.723	1'54.609	181,5	16:38'53.333
4	27.959	17.729	33.183	35.835	1'54.706	182,4	16:40'48.039
5	28.196	17.882	33.319	35.745	1'55.142	180,3	16:42'43.181
6	27.985	17.771	33.302	35.719	1'54.777	181,2	16:44'37.958
7	28.066	17.835	33.235	35.812	1'54.948	181,2	16:46'32.906
8	27.977	17.807	33.171	35.693	1'54.648	180,9	16:48'27.554
9	27.995	17.806	33.199	<b>35.602</b>	<b>1'54.602</b>	180,6	16:50'22.156
10	28.030	17.891	33.251	35.780	1'54.952	180,0	16:52'17.108

Race Time 20'54.572

RET 71 T. EDWARDS (1'53.975)							
Lap	Seg.1	Seg.2	Seg.3	Seg.4	Lap Time	km/h	Local Time
1		<b>17.394</b>	34.001	35.703	2'02.884	<b>193,8</b>	16:33'25.420
2	<b>27.866</b>	17.511	33.714	35.627	1'54.718	185,1	16:35'20.138
3	27.879	17.490	<b>33.147</b>	<b>35.459</b>	<b>1'53.975</b>	191,8	16:37'14.113
4	28.127	17.665	33.560	35.587	1'54.939	186,7	16:39'09.052
5	28.031	17.565	33.235	35.723	1'54.554	188,6	16:41'03.606
6	27.965	17.554	33.412	35.579	1'54.510	185,7	16:42'58.116
7	27.974	17.500	33.472	35.735	1'54.681	186,0	16:44'52.797
8	28.037	17.522	33.353	36.045	1'54.957	185,7	16:46'47.754

Race Time 15'25.218

RET 8 M. PEREZ (1'53.691)							
Lap	Seg.1	Seg.2	Seg.3	Seg.4	Lap Time	km/h	Local Time
1		17.300	34.062	35.555	2'01.337	195,2	16:33'23.873
2	<b>27.783</b>	17.239	<b>33.184</b>	<b>35.485</b>	<b>1'53.691</b>	193,5	16:35'17.564

Race Time 3'55.028

34° 7 J. GIMBERT							
Lap	Seg.1	Seg.2	Seg.3	Seg.4	Lap Time	km/h	Local Time
1		<b>17.641</b>	<b>33.887</b>	<b>36.046</b>	2'04.816	<b>192,2</b>	16:33'27.352

Race Time 2'04.816

RET 64 H. DE CANCELLIS							
Lap	Seg.1	Seg.2	Seg.3	Seg.4	Lap Time	km/h	Local Time
1		<b>17.709</b>	<b>33.508</b>	<b>35.924</b>	2'04.839	<b>192,8</b>	16:33'27.375

Race Time 2'04.839

01/08/2020 P = Pits In/Out - C = Lap Time Cancelled

These data/results cannot be reproduced, stored and/or transmitted in whole or in part by any manner of electronic, mechanical, photocopying, recording, broadcasting or otherwise now known or herein after developed without the previous express consent by the copyright owner, except for reproduction in daily press and regular printed publications on sale to the public within 60 days of the event related to those data/results and always provided that copyright symbol appears together as follows below.

© DORNA WSBK ORGANIZATION Srl 2020

