

Pirelli Spanish Round, 31 July - 2 August 2020

Chronological Analysis Free Practice 1st Session Gr.A

1° 8 M. PEREZ (1'53.609)							
Lap	Seg.1	Seg.2	Seg.3	Seg.4	Lap Time	km/h	Local Time
1							9:04'47.914
2					1'56.982		9:06'44.896
3					5'47.447P		9:12'32.343
4	44.597	18.089	33.871	36.398	2'12.955P	184,8	9:14'45.298
5	28.502	17.943	33.620	6'13.406	7'33.471P	187,6	9:22'18.769
6	49.688	18.106	33.465	36.071	2'17.330P	187,9	9:24'36.099
7	28.081	17.808	34.227	36.460	1'56.576	185,7	9:26'32.675
8	27.593	17.442	33.274	35.300	1'53.609	184,2	9:28'26.284
9	28.187	17.649	37.318	38.072	2'01.226	185,4	9:30'27.510

2° 10 U. ORRADRE (1'53.770)							
Lap	Seg.1	Seg.2	Seg.3	Seg.4	Lap Time	km/h	Local Time
1							9:00'36.713
2	1'02.883	20.659	37.114	39.004	2'39.660P	176,8	9:03'16.373
3	29.167	18.226	33.869	36.589	1'57.851	183,6	9:05'14.224
4	28.249	17.616	34.418	36.431	1'56.714	188,3	9:07'10.938
5	27.947	17.847	33.157	36.073	1'55.024	185,1	9:09'05.962
6	28.080	17.741	33.034	35.702	1'54.557	185,4	9:11'00.519
7	27.972	17.724	33.070	35.665	1'54.431	185,1	9:12'54.950
8	27.955	17.666	33.402	4'18.575	5'37.598P	182,7	9:18'32.548
9	45.357	18.433	34.199	36.264	2'14.253P	182,1	9:20'46.801
10	27.990	17.598	32.960	35.412	1'53.960	184,8	9:22'40.761
11	27.835	17.613	33.097	35.449	1'53.994	184,5	9:24'34.755
12	30.940	17.704	33.260	35.742	1'57.646	188,3	9:26'32.401
13	27.691	17.557	33.000	35.522	1'53.770	185,7	9:28'26.171

3° 88 B. IERACI (1'54.338)							
Lap	Seg.1	Seg.2	Seg.3	Seg.4	Lap Time	km/h	Local Time
1							9:00'48.698
2	1'41.871	19.753	37.250	38.813	3'17.687P	181,2	9:04'06.385
3	29.703	18.137	34.491	37.116	1'59.447	187,3	9:06'05.832
4	28.887	17.997	33.946	36.389	1'57.219	186,0	9:08'03.051
5	28.359	17.589	33.500	36.033	1'55.481	188,9	9:09'58.532
6	28.333	17.798	36.188	36.166	1'58.485	184,8	9:11'57.017
7	28.293	17.603	33.309	35.593	1'54.798	188,6	9:13'51.815
8	29.676	18.089	34.777	53.863	2'16.405P	183,0	9:16'08.220
9	7'01.860	17.677	33.587	35.714	8'28.838P	187,9	9:24'37.058
10	28.005	17.472	33.096	35.765	1'54.338	188,3	9:26'31.396
11	28.100	17.964	34.715	35.979	1'56.758	167,2	9:28'28.154
12	28.673	17.566	36.929	38.417	2'01.585	187,0	9:30'29.739

4° 6 J. BUIS (1'54.581)							
Lap	Seg.1	Seg.2	Seg.3	Seg.4	Lap Time	km/h	Local Time
1		18.629	35.659	37.477		188,3	9:02'09.292
2	29.584	17.782	34.656	37.551	1'59.573	188,9	9:04'08.865
3	29.330	17.520	34.234	36.838	1'57.922	194,9	9:06'06.787
4	29.081	17.657	33.713	36.190	1'56.641	192,5	9:08'03.428
5	28.351	17.292	33.934	35.844	1'55.421	197,3	9:09'58.849
6	28.192	17.610	33.576	35.893	1'55.271	189,9	9:11'54.120
7	28.349	17.856	33.541	36.411	1'56.157	187,6	9:13'50.277
8	28.730	19.506	34.033	4'54.518	6'16.787P	161,2	9:20'07.064
9	42.704	17.714	34.138	36.361	2'10.917P	190,5	9:22'17.981
10	28.145	17.491	33.477	35.947	1'55.060	193,8	9:24'13.041
11	28.145	17.578	35.256	36.285	1'57.264	190,2	9:26'10.305
12	28.089	17.473	33.527	35.822	1'54.911	190,8	9:28'05.216
13	27.923	17.435	33.345	35.878	1'54.581	190,8	9:29'59.797
14	28.531	17.769	33.576	36.458	1'56.334	190,2	9:31'56.131

5° 22 N. KALININ (1'54.589)							
Lap	Seg.1	Seg.2	Seg.3	Seg.4	Lap Time	km/h	Local Time
1							
2							
3							
4							
5							
6							
7							
8							
9							
10							
11							
12							
13							
14							

1							9:00'15.200
2	57.088	19.440	36.415	38.670	2'31.613P	180,6	9:02'46.813
3	29.065	18.646	35.129	37.263	2'00.103	185,1	9:04'46.916
4	29.124	18.256	33.985	37.005	1'58.370	182,4	9:06'45.286
5	29.004	17.932	34.512	36.216	1'57.664	184,8	9:08'42.950
6	28.604	17.882	34.134	36.782	1'57.402	182,7	9:10'40.352
7	28.464	17.882	33.532	36.160	1'56.038	187,9	9:12'36.390
8	28.100	17.986	33.551	35.922	1'55.559	183,6	9:14'31.949
9	29.411	17.678	34.190	3'35.110	4'56.389P	189,5	9:19'28.338
10	47.008	18.087	33.733	37.105	2'15.933P	182,7	9:21'44.271
11	28.220	17.965	33.752	36.330	1'56.267	188,6	9:23'40.538
12	28.035	17.549	33.183	36.091	1'54.858	187,9	9:25'35.396
13	27.993	17.560	33.934	36.407	1'55.894	187,9	9:27'31.290
14	27.971	17.599	33.206	35.813	1'54.589	188,3	9:29'25.879
15	27.953	17.700	33.377	36.294	1'55.324	187,9	9:31'21.203

6° 7 J. GIMBERT (1'54.631)							
Lap	Seg.1	Seg.2	Seg.3	Seg.4	Lap Time	km/h	Local Time
1							9:00'54.626
2	1'08.121	19.274	36.072	37.603	2'41.070P	180,6	9:03'35.696
3	29.844	18.334	34.772	36.925	1'59.875	184,8	9:05'35.571
4	28.726	17.953	34.278	36.471	1'57.428	186,0	9:07'32.999
5	28.472	17.855	33.857	36.241	1'56.425	186,7	9:09'29.424
6	28.994	17.941	34.071	36.298	1'57.304	186,0	9:11'26.728
7	28.205	17.571	34.040	36.305	1'56.121	190,5	9:13'22.849
8	29.222	18.406	34.684	52.799	2'15.111P	182,4	9:15'37.960
9	4'18.659	18.153	34.327	36.519	5'47.658P	179,1	9:21'25.618
10	28.234	17.714	33.868	36.442	1'56.258	186,0	9:23'21.876
11	28.429	17.666	33.807	36.310	1'56.212	187,6	9:25'18.088
12	28.021	17.403	33.482	35.725	1'54.631	189,5	9:27'12.719
13	28.200	17.598	33.470	35.877	1'55.145	188,3	9:29'07.864
14	28.285	17.708	33.703	36.172	1'55.868	187,3	9:31'03.732

7° 41 J. JAHNIG (1'54.679)							
Lap	Seg.1	Seg.2	Seg.3	Seg.4	Lap Time	km/h	Local Time
1							9:15'41.940
2	48.399	18.866	34.962	37.334	2'19.561P	183,9	9:18'01.501
3	28.623	17.792	33.592	36.371	1'56.378	187,3	9:19'57.879
4	28.406	17.603	33.529	36.041	1'55.579	186,7	9:21'53.458
5	28.068	17.581	33.221	35.872	1'54.742	186,4	9:23'48.200
6	28.062	17.494	33.254	36.288	1'55.098	188,6	9:25'43.298
7	28.137	17.611	33.269	35.751	1'54.768	187,3	9:27'38.066
8	28.048	17.585	33.322	35.724	1'54.679	188,3	9:29'32.745
9	28.156	17.421	33.437	35.756	1'54.770	189,5	9:31'27.515

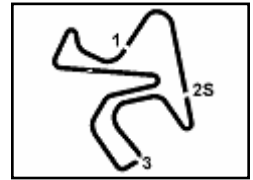
8° 4 C. STANGE (1'54.967)							
Lap	Seg.1	Seg.2	Seg.3	Seg.4	Lap Time	km/h	Local Time
1							9:01'59.265
2	48.464	18.602	35.128	37.534	2'19.728P	184,2	9:04'18.993
3	28.542	17.921	33.862	37.223	1'57.548	187,0	9:06'16.541
4	28.306	17.683	33.692	36.310	1'55.991	187,3	9:08'12.532
5	28.087	17.685	33.360	36.306	1'55.438	192,5	9:10'07.970
6	28.057	17.807	33.482	36.539	1'55.885	186,0	9:12'03.855
7	28.055	17.726	33.485	6'07.141	7'26.407P	186,0	9:19'30.262
8	45.849	17.836	33.649	36.858	2'14.192P	188,3	9:21'44.454
9	28.071	17.722	33.403	36.014	1'55.210	185,4	9:23'39.664
10	28.162	17.629	33.398	36.157	1'55.346	186,0	9:25'35.010
11	28.013	17.570	33.823	36.005	1'55.411	186,4	9:27'30.421
12	27.964	17.688	33.407	36.012	1'55.071	184,8	9:29'25.492
13	28.027	17.577	33.478	35.885	1'54.967	186,4	9:31'20.459

31/07/2020 P = Pits In/Out - C = Lap Time Cancelled

These data/results cannot be reproduced, stored and/or transmitted in whole or in part by any manner of electronic, mechanical, photocopying, recording, broadcasting or otherwise now known or herein after developed without the previous express consent by the copyright owner, except for reproduction in daily press and regular printed publications on sale to the public within 60 days of the event related to those data/results and always provided that copyright symbol appears together as follows below.

© DORNA WSBK ORGANIZATION Srl 2020





Pirelli Spanish Round, 31 July - 2 August 2020

Chronological Analysis Free Practice 1st Session Gr.A

9° 84 K. ALOISI (1'55.107)							
Lap	Seg.1	Seg.2	Seg.3	Seg.4	Lap Time	km/h	Local Time
1					9:00'24.028		
2	54.871	18.648	35.903	37.726	2'27.148P	180,6	9:02'51.176
3	28.703	17.991	34.911	36.867	1'58.472	183,9	9:04'49.648
4	28.590	17.782	34.003	36.143	1'56.518	185,4	9:06'46.166
5	28.524	17.766	34.032	36.388	1'56.710	188,9	9:08'42.876
6	28.491	17.892	34.014	36.183	1'56.580	183,6	9:10'39.456
7	29.915	17.861	33.921	36.157	1'57.854	185,4	9:12'37.310
8	28.060	17.671	33.519	35.953	1'55.203	186,0	9:14'32.513
9	28.252	17.681	34.532	3'37.836	4'58.301P	183,9	9:19'30.814
10	46.167	17.886	34.181	36.559	2'14.793P	185,1	9:21'45.607
11	28.032	17.709	33.698	35.931	1'55.370	186,0	9:23'40.977
12	27.984	17.584	33.620	35.919	1'55.107	186,0	9:25'36.084
13	28.339	17.771	33.799	36.207	1'56.116	184,8	9:27'32.200
14	28.133	17.739	34.073	36.326	1'56.271	184,8	9:29'28.471
15	28.323	17.788	38.562	35.938	2'00.611	183,6	9:31'29.082

13° 27 F. ROVELLI (1'55.312)							
Lap	Seg.1	Seg.2	Seg.3	Seg.4	Lap Time	km/h	Local Time
1					9:04'36.172		
2	43.854	19.624	36.648	37.921	2'18.047P	179,4	9:06'54.219
3	28.819	18.290	34.517	36.888	1'58.514	183,0	9:08'52.733
4	28.432	18.089	33.917	36.507	1'56.945	183,0	9:10'49.678
5	28.229	17.935	33.553	36.243	1'55.960	183,9	9:12'45.638
6	28.286	17.928	33.648	36.858	1'56.720	183,3	9:14'42.358
7	28.933	18.415	35.468	7'20.280	8'43.096P	182,1	9:23'25.454
8	44.571	17.963	33.738	36.527	2'12.799P	184,2	9:25'38.253
9	29.386	17.898	33.856	36.294	1'57.434	186,0	9:27'35.687
10	28.109	17.615	33.590	36.284	1'55.598	187,0	9:29'31.285
11	28.228	17.683	33.366	36.035	1'55.312	185,4	9:31'26.597

10° 17 K. MEUFFELS (1'55.180)							
Lap	Seg.1	Seg.2	Seg.3	Seg.4	Lap Time	km/h	Local Time
1		18.550	35.643	37.584	1'58.848	184,8	9:02'09.079
2	29.553	18.002	34.473	37.678	1'59.706	188,6	9:04'08.785
3	29.017	17.719	34.264	36.932	1'57.932	191,5	9:06'06.717
4	29.039	17.758	34.000	36.409	1'57.206	186,7	9:08'03.923
5	28.603	17.676	33.976	36.031	1'56.286	191,5	9:10'00.209
6	28.501	17.548	33.688	35.953	1'55.690	192,2	9:11'55.899
7	28.490	17.632	33.729	36.163	1'56.014	190,5	9:13'51.913
8	28.463	17.567	34.275	4'53.840	6'14.145P	188,9	9:20'06.058
9	42.961	17.990	34.248	36.177	2'11.376P	186,4	9:22'17.434
10	28.488	17.625	33.760	35.888	1'55.761	188,6	9:24'13.195
11	28.275	17.414	33.657	35.834	1'55.180	193,8	9:26'08.375
12	28.289	17.648	33.788	35.858	1'55.583	188,9	9:28'03.958
13	28.361	17.756	33.693	35.926	1'55.736	186,7	9:29'59.694
14	28.562	17.854	33.909	36.469	1'56.794	179,1	9:31'56.488

14° 45 F. MACAN (1'55.683)							
Lap	Seg.1	Seg.2	Seg.3	Seg.4	Lap Time	km/h	Local Time
1					9:00'41.601		
2	58.099	20.621	37.206	2'27.715	4'23.641P	177,4	9:05'05.242
3	46.799	18.591	34.694	38.136	2'18.220P	182,7	9:07'23.462
4	28.734	17.979	34.185	36.694	1'57.592	185,1	9:09'21.054
5	28.473	17.967	34.175	36.631	1'57.246	185,4	9:11'18.300
6	28.448	17.916	34.006	36.327	1'56.697	186,4	9:13'14.997
7	28.366	17.877	33.833	36.371	1'56.447	187,9	9:15'11.444
8	28.265	17.680	33.931	36.520	1'56.396	185,7	9:17'07.840
9	31.028	18.816	35.534	36.690	2'02.068	178,3	9:19'09.908
10	28.345	17.852	34.083	3'00.239	4'20.519P	182,7	9:23'30.427
11	40.635	17.802	33.794	36.217	2'08.448P	185,4	9:25'38.875
12	28.111	17.743	33.626	36.237	1'55.717	184,2	9:27'34.592
13	28.160	17.749	33.612	36.189	1'55.710	186,0	9:29'30.302
14	28.188	17.683	33.633	36.179	1'55.683	185,1	9:31'25.985

11° 46 S. DI SORA (1'55.240)							
Lap	Seg.1	Seg.2	Seg.3	Seg.4	Lap Time	km/h	Local Time
1					9:03'35.335		
2					2'00.743		9:05'36.078
3					1'57.710		9:07'33.788
4					1'56.532		9:09'30.320
5					5'48.927P		9:15'19.247
6	41.811	18.132	34.341	36.642	2'10.926P	183,3	9:17'30.173
7	28.467	17.732	33.816	36.339	1'56.354	186,0	9:19'26.527
8	28.231	17.695	34.196	36.373	1'56.495	187,9	9:21'23.022
9	28.182	17.624	33.737	36.295	1'55.838	190,2	9:23'18.860
10	28.575	17.774	34.093	38.253	1'58.695	185,4	9:25'17.555
11	28.263	17.673	33.712	35.921	1'55.569	186,7	9:27'13.124
12	28.184	17.585	33.564	35.907	1'55.240	187,9	9:29'08.364
13	28.126	17.688	33.877	36.089	1'55.780	187,9	9:31'04.144

15° 25 A. KROH (1'55.772)							
Lap	Seg.1	Seg.2	Seg.3	Seg.4	Lap Time	km/h	Local Time
1					9:00'41.254		
2	58.922	20.211	37.335	39.038	2'35.506P	177,1	9:03'16.760
3	29.220	17.832	34.130	36.686	1'57.868	189,5	9:05'14.628
4	28.922	17.686	34.219	36.481	1'57.308	187,0	9:07'11.936
5	28.755	17.888	34.046	36.808	1'57.497	184,5	9:09'09.433
6	28.719	18.145	34.057	36.502	1'57.423	180,6	9:11'06.856
7	29.203	18.542	34.650	1'39.191	3'01.586P	179,1	9:14'08.442
8	46.687	19.242	39.801	37.562	2'23.292P	177,1	9:16'31.734
9	28.710	17.802	33.757	36.338	1'56.607	184,5	9:18'28.341
10	28.400	17.838	33.830	36.429	1'56.497	182,7	9:20'24.838
11	28.672	17.960	33.989	36.567	1'57.188	182,1	9:22'22.026
12	28.316	17.849	33.937	36.396	1'56.498	183,0	9:24'18.524
13	28.651	18.322	34.251	36.663	1'57.887	180,0	9:26'16.411
14	28.533	17.891	33.857	36.485	1'56.766	183,0	9:28'13.177
15	28.321	17.837	33.490	36.124	1'55.772	182,7	9:30'08.949

12° 2 A. CARRION (1'55.281)							
Lap	Seg.1	Seg.2	Seg.3	Seg.4	Lap Time	km/h	Local Time
1					9:01'25.664		
2	56.470	19.922	39.565	41.580	2'37.537P	180,3	9:04'03.201
3	29.600	18.377	35.469	37.368	2'00.814	184,5	9:06'04.015
4	28.833	18.121	34.289	36.779	1'58.022	183,6	9:08'02.037
5	28.658	17.931	34.049	36.107	1'56.745	184,5	9:09'58.782
6	28.509	17.566	33.598	36.208	1'55.881	190,8	9:11'54.663
7	28.216	17.591	33.577	36.575	1'55.959	188,6	9:13'50.622
8	30.548	18.298	35.236	4'26.464	5'50.546P	177,4	9:19'41.168
9	50.791	18.479	34.517	36.599	2'20.386P	182,1	9:22'01.554
10	29.344	18.065	33.748	36.299	1'57.456	183,3	9:23'59.010

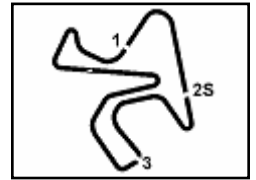
16° 30 G. VAN STRAALLEN (1'55.854)							
Lap	Seg.1	Seg.2	Seg.3	Seg.4	Lap Time	km/h	Local Time
1					9:15'15.006		
2	40.385	18.645	35.696	37.638	2'12.364P	179,4	9:17'27.370
3	29.111	18.050	34.001	36.603	1'57.765	180,3	9:19'25.135
4	28.362	18.042	34.425	36.476	1'57.305	180,6	9:21'22.440
5	28.411	17.929	34.009	36.198	1'56.547	180,9	9:23'18.987
6	28.548	17.714	33.583	36.416	1'56.261	186,7	9:25'15.248
7	28.382	18.138	33.525	36.246	1'56.291	179,7	9:27'11.539
8	28.372	17.898	33.472	36.112	1'55.854	180,0	9:29'07.393
9	28.469	17.965	33.951	36.139	1'56.524	178,6	9:31'03.917

31/07/2020 P = Pits In/Out - C = Lap Time Cancelled

These data/results cannot be reproduced, stored and/or transmitted in whole or in part by any manner of electronic, mechanical, photocopying, recording, broadcasting or otherwise now known or herein after developed without the previous express consent by the copyright owner, except for reproduction in daily press and regular printed publications on sale to the public within 60 days of the event related to those data/results and always provided that copyright symbol appears together as follows below.

© DORNA WSBK ORGANIZATION Srl 2020





Jerez 4.423 m

Pirelli Spanish Round, 31 July - 2 August 2020

Chronological Analysis Free Practice 1st Session Gr.A

3 / 4

17° 9 P. GRASSIA (1'55.919)							
Lap	Seg.1	Seg.2	Seg.3	Seg.4	Lap Time	km/h	Local Time
1							9:02'36.240
2	1'01.491	22.550	41.958	38.896	2'44.895P	174,6	9:05'21.135
3	29.595	18.327	34.964	37.306	2'00.192	183,0	9:07'21.327
4	28.800	17.826	34.614	37.457	1'58.697	187,3	9:09'20.024
5	28.836	17.893	34.137	36.661	1'57.527	183,9	9:11'17.551
6	28.695	17.894	34.043	36.471	1'57.103	183,0	9:13'14.654
7	28.548	17.917	34.222	6'12.389	7'33.076P	180,6	9:20'47.730
8	59.353	20.099	40.582	36.578	2'36.612P	177,7	9:23'24.342
9	28.404	17.841	34.493	36.344	1'57.082	188,3	9:25'21.424
10	28.429	17.682	33.584	36.259	1'55.954	184,5	9:27'17.378
11	28.523	17.646	33.617	36.280	1'56.066	184,5	9:29'13.444
12	28.398	17.673	33.624	36.224	1'55.919	183,9	9:31'09.363

18° 44 T. BRAMICH (1'56.046)							
Lap	Seg.1	Seg.2	Seg.3	Seg.4	Lap Time	km/h	Local Time
1							9:00'16.589
2	54.326	19.829	36.958	38.632	2'29.745P	178,3	9:02'46.334
3	29.392	18.627	35.113	37.075	2'00.207	183,3	9:04'46.541
4	29.085	18.185	34.785	36.905	1'58.960	185,7	9:06'45.501
5	29.097	17.838	34.502	36.412	1'57.849	187,9	9:08'43.350
6	28.645	17.610	34.251	36.003	1'56.509	190,5	9:10'39.859
7	28.741	18.083	33.970	36.173	1'56.967	186,0	9:12'36.826
8	28.454	17.961	34.210	2'39.021	3'59.646P	188,3	9:16'36.472
9	57.774	20.335	35.410	36.299	2'29.818P	163,1	9:19'06.290
10	28.884	17.941	38.027	36.968	2'01.820	185,4	9:21'08.110
11	28.806	17.877	33.990	36.260	1'56.933	185,7	9:23'05.043
12	28.389	17.653	33.942	36.161	1'56.145	185,7	9:25'01.188
13	28.491	18.050	35.496	58.985	2'21.022P	183,6	9:27'22.210
14	39.194	17.633	34.095	36.266	2'07.188P	188,6	9:29'29.398
15	28.310	17.647	33.763	36.326	1'56.046	187,9	9:31'25.444

19° 3 M. GAGGI (1'56.482)							
Lap	Seg.1	Seg.2	Seg.3	Seg.4	Lap Time	km/h	Local Time
1							9:03'35.790
2	51.549	20.982	39.376	39.963	2'31.870P	173,5	9:06'07.660
3	30.278	18.282	35.384	38.146	2'02.090	184,8	9:08'09.750
4	29.953	18.530	35.061	37.389	2'00.933	182,1	9:10'10.683
5	29.368	18.249	34.677	37.327	1'59.621	183,3	9:12'10.304
6	30.616	18.403	34.640	37.277	2'00.936	182,4	9:14'11.240
7	29.357	18.104	34.495	37.123	1'59.079	183,0	9:16'10.319
8	29.118	17.991	34.120	36.846	1'58.075	184,2	9:18'08.394
9	28.902	17.931	34.052	36.706	1'57.591	183,9	9:20'05.985
10	30.192	18.450	35.778	3'22.963	4'47.383P	180,9	9:24'53.368
11	49.723	18.700	34.581	36.712	2'19.716P	172,7	9:27'13.084
12	28.670	17.605	33.763	36.444	1'56.482	188,3	9:29'09.566
13	28.743	17.738	34.114	36.570	1'57.165	186,0	9:31'06.731

20° 26 M. GENNAI (1'56.484)							
Lap	Seg.1	Seg.2	Seg.3	Seg.4	Lap Time	km/h	Local Time
1							9:01'18.731
2	1'02.232	20.534	41.171	40.638	2'44.575P	171,4	9:04'03.306
3	30.974	19.013	35.771	37.949	2'03.707	176,6	9:06'07.013
4	30.111	18.436	36.515	2'34.488	3'59.550P	180,0	9:10'06.563
5	50.960	18.758	35.946	37.894	2'23.558P	175,2	9:12'30.121
6	29.728	18.369	35.051	37.358	2'00.506	177,4	9:14'30.627
7	29.969	17.981	34.322	37.173	1'59.445	185,1	9:16'30.072
8	29.118	18.253	34.704	36.607	1'58.682	177,4	9:18'28.754
9	28.725	18.044	34.308	36.609	1'57.686	178,6	9:20'26.440
10	28.588	17.800	33.988	36.613	1'56.989	180,9	9:22'23.429
11	28.768	18.135	34.123	36.517	1'57.543	180,0	9:24'20.972

12	28.601	17.872	33.972	36.440	1'56.885	180,3	9:26'17.857
13	28.450	17.863	33.818	36.353	1'56.484	180,0	9:28'14.341
14	28.442	17.956	33.995	36.498	1'56.891	178,0	9:30'11.232

21° 20 G. MATERN (1'57.405)							
Lap	Seg.1	Seg.2	Seg.3	Seg.4	Lap Time	km/h	Local Time
1							9:03'45.263
2	54.234	20.175	38.089	40.499	2'32.997P	174,1	9:06'18.260
3	30.382	18.920	35.590	38.520	2'03.412	176,8	9:08'21.672
4	29.518	18.431	34.897	37.729	2'00.575	179,7	9:10'22.247
5	29.392	18.399	34.561	37.285	1'59.637	179,1	9:12'21.884
6	29.176	18.163	35.380	1'43.882	3'06.601P	179,1	9:15'28.485
7	49.319	18.480	34.725	37.438	2'19.962P	180,9	9:17'48.447
8	29.002	18.359	35.702	37.245	2'00.308	178,8	9:19'48.755
9	29.243	17.910	34.401	36.960	1'58.514	183,0	9:21'47.269
10	28.615	17.955	34.160	36.795	1'57.525	181,2	9:23'44.794
11	28.708	18.103	34.635	37.168	1'58.614	181,2	9:25'43.408
12	28.763	17.827	33.998	36.817	1'57.405	183,9	9:27'40.813
13	28.894	18.200	34.180	37.376	1'58.650	179,4	9:29'39.463
14	28.739	18.329	34.553	37.319	1'58.940	180,3	9:31'38.403

22° 72 A. DIAZ (1'57.405)							
Lap	Seg.1	Seg.2	Seg.3	Seg.4	Lap Time	km/h	Local Time
1							9:06'09.072
2	1'27.983	20.027	36.367	38.661	3'03.038P	178,6	9:09'12.110
3	29.583	18.506	34.689	37.554	2'00.332	180,0	9:11'12.442
4	29.223	18.249	34.343	37.305	1'59.120	180,6	9:13'11.562
5	28.920	18.163	34.136	37.134	1'58.353	180,0	9:15'09.915
6	29.149	18.445	34.117	36.935	1'58.646	171,6	9:17'08.561
7	28.655	17.931	33.885	36.934	1'57.405	183,0	9:19'05.966
8	29.673	18.598	35.332	2'09.158	3'32.761P	176,6	9:22'38.727
9	42.734	19.091	37.953	37.369	2'17.147P	173,3	9:24'55.874
10	28.983	18.271	34.282	37.191	1'58.727	178,3	9:26'54.601
11	28.577	18.159	34.055	36.848	1'57.639	180,3	9:28'52.240
12	28.632	18.050	34.405	36.907	1'57.994	180,0	9:30'50.234

23° 66 E. MCGLINCHEY (1'58.760)							
Lap	Seg.1	Seg.2	Seg.3	Seg.4	Lap Time	km/h	Local Time
1							9:00'23.592
2	58.179	20.147	39.027	41.425	2'38.778P	176,8	9:03'02.370
3	31.296	19.329	37.154	39.567	2'07.346	180,6	9:05'09.716
4	30.891	19.576	36.287	38.856	2'05.610	178,6	9:07'15.326
5	30.907	19.260	36.875	38.657	2'05.699	180,3	9:09'21.025
6	29.856	19.215	35.541	38.396	2'03.008	186,0	9:11'24.033
7	29.700	18.739	35.019	58.737	2'22.195P	183,6	9:13'46.228
8	2'01.770	19.218	35.902	38.492	3'35.382P	180,3	9:17'21.610
9	30.000	18.601	35.253	38.045	2'01.899	183,0	9:19'23.509
10	29.752	18.773	35.015	37.181	2'00.721	183,6	9:21'24.230
11	29.227	18.154	34.689	37.162	1'59.232	182,7	9:23'23.462
12	29.104	18.013	35.281	37.073	1'59.471	185,7	9:25'22.933
13	28.986	17.967	34.673	37.255	1'58.881	184,2	9:27'21.814
14	29.192	18.309	34.951	37.458	1'59.910	181,2	9:29'21.724
15	29.094	18.159	34.631	36.876	1'58.760	183,0	9:31'20.484

24° 24 D. BLIN (1'59.144)							
Lap	Seg.1	Seg.2	Seg.3	Seg.4	Lap Time	km/h	Local Time
1							9:20'18.450
2							9:22'19.633
3							6'13.308
4							1'59.144

31/07/2020

P = Pits In/Out - C = Lap Time Cancelled

These data/results cannot be reproduced, stored and/or transmitted in whole or in part by any manner of electronic, mechanical, photocopying, recording, broadcasting or otherwise now known or herein after developed without the previous express consent by the copyright owner, except for reproduction in daily press and regular printed publications on sale to the public within 60 days of the event related to those data/results and always provided that copyright symbol appears together as follows below.

© DORNA WSBK ORGANIZATION Srl 2020



Official Fuel Supplier

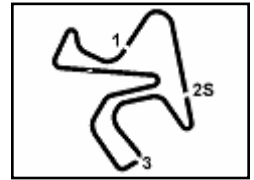


FKR PERGOIA TIMING

Official Tyre Supplier



Official Timekeeper



Jerez 4.423 m

4 / 4

Pirelli Spanish Round, 31 July - 2 August 2020
Chronological Analysis Free Practice 1st Session Gr.A

25° 18 I. OFFER (1'59.410)							
Lap	Seg.1	Seg.2	Seg.3	Seg.4	Lap Time	km/h	Local Time
1							9:00'29.112
2	58.996	20.393	39.108	41.260	2'39.757P	175,7	9:03'08.869
3	30.778	19.190	37.293	39.494	2'06.755	180,0	9:05'15.624
4	29.948	18.619	35.968	38.763	2'03.298	185,7	9:07'18.922
5	29.943	18.896	35.807	37.908	2'02.554	176,8	9:09'21.476
6	29.621	18.803	35.329	38.295	2'02.048	179,4	9:11'23.524
7	29.525	18.557	35.140	37.490	2'00.712	181,5	9:13'24.236
8	29.341	18.271	34.804	37.790	2'00.206	182,1	9:15'24.442
9	29.359	18.338	34.790	5'00.322	6'22.809P	180,9	9:21'47.251
10	44.704	18.811	35.269	38.328	2'17.112P	176,8	9:24'04.363
11	29.339	18.338	36.305	38.525	2'02.507	176,3	9:26'06.870
12	29.277	18.366	35.134	37.041	1'59.818	183,0	9:28'06.688
13	28.948	18.074	34.857	37.531	1'59.410	180,6	9:30'06.098

26° 77 L. GRUAU (2'02.821)							
Lap	Seg.1	Seg.2	Seg.3	Seg.4	Lap Time	km/h	Local Time
1							9:00'14.509
2	2'14.433	20.507	41.165	1'27.022	4'43.127P	174,1	9:04'57.636
3	46.725	19.512	38.168	40.331	2'24.736P	179,7	9:07'22.372
4	31.198	18.998	37.170	38.955	2'06.321	180,3	9:09'28.693
5	31.307	18.936	36.228	39.948	2'06.419	182,4	9:11'35.112
6	31.173	19.030	36.870	39.421	2'06.494	173,8	9:13'41.606
7	30.957	18.830	36.627	38.780	2'05.194	180,6	9:15'46.800
8	30.589	18.768	35.852	38.764	2'03.973	180,9	9:17'50.773
9	31.011	18.854	36.693	3'46.808	5'13.366P	181,2	9:23'04.139
10	46.838	18.636	36.692	38.406	2'20.572P	182,1	9:25'24.711
11	30.282	18.662	35.728	38.266	2'02.938	181,5	9:27'27.649
12	30.501	18.814	36.073	38.340	2'03.728	182,1	9:29'31.377
13	30.042	18.467	35.732	38.580	2'02.821	182,4	9:31'34.198

31/07/2020 P = Pits In/Out - C = Lap Time Cancelled

These data/results cannot be reproduced, stored and/or transmitted in whole or in part by any manner of electronic, mechanical, photocopying, recording, broadcasting or otherwise now known or herein after developed without the previous express consent by the copyright owner, except for reproduction in daily press and regular printed publications on sale to the public within 60 days of the event related to those data/results and always provided that copyright symbol appears together as follows below.

© DORNA WSBK ORGANIZATION Srl 2020

