

Pirelli Spanish Round, 31 July - 2 August 2020

Results Free Practice 2nd Session Gr.A

Jerez 4.423 m

1 / 2

| No. | Rider | Nat | Team | Bike | Class | Time | Gap | Rel. | Laps | Speed | |
|-----|---------------------|-----|---|--------------------|-------|-----------------|-------|-------|------|---------|--------------|
| | | | | | | | | | | Avg | Max |
| 1 | 84 K. ALOISI | ITA | ProGP Racing | Yamaha YZF-R3 | A | 1'54.476 | | | 12 | 139,093 | 186,0 |
| 2 | 88 B. IERACI | ITA | Kawasaki GP Project | Kawasaki Ninja 400 | A | 1'54.585 | 0.109 | 0.109 | 9 | 138,961 | 186,0 |
| 3 | 8 M. PEREZ | ESP | Prodina Ircos Team WorldSSP300 | Kawasaki Ninja 400 | A | 1'54.630 | 0.154 | 0.045 | 12 | 138,906 | 187,0 |
| 4 | 10 U. ORRADRE | ESP | Yamaha MS Racing | Yamaha YZF-R3 | A | 1'55.169 | 0.693 | 0.539 | 9 | 138,256 | 187,3 |
| 5 | 7 J. GIMBERT | FRA | GP Project | Kawasaki Ninja 400 | A | 1'55.189 | 0.713 | 0.020 | 10 | 138,232 | 186,7 |
| 6 | 9 P. GRASSIA | ITA | Team CHIODO Moto Racing | Yamaha YZF-R3 | A | 1'55.224 | 0.748 | 0.035 | 12 | 138,190 | 185,7 |
| 7 | 27 F. ROVELLI | ITA | Kawasaki ParkinGO Team | Kawasaki Ninja 400 | A | 1'55.270 | 0.794 | 0.046 | 9 | 138,135 | 185,4 |
| 8 | 41 J. JAHNIG | GER | Freudenberg KTM Junior Team | KTM RC 390 R | A | 1'55.382 | 0.906 | 0.112 | 12 | 138,001 | 185,7 |
| 9 | 2 A. CARRION | ESP | Smrz Racing - Willi Race | Kawasaki Ninja 400 | A | 1'55.466 | 0.990 | 0.084 | 12 | 137,900 | 187,9 |
| 10 | 25 A. KROH | GER | Yamaha MS Racing | Yamaha YZF-R3 | A | 1'55.547 | 1.071 | 0.081 | 10 | 137,804 | 185,1 |
| 11 | 22 N. KALININ | UKR | Battley-RT Motorsports by SKM-Kawasaki | Kawasaki Ninja 400 | A | 1'55.572 | 1.096 | 0.025 | 10 | 137,774 | 185,4 |
| 12 | 44 T. BRAMICH | AUS | Carl Cox-RT Motorsports by SKM-Kawasaki | Kawasaki Ninja 400 | A | 1'55.619 | 1.143 | 0.047 | 10 | 137,718 | 187,0 |
| 13 | 45 F. MACAN | BRA | Team Brasil AD 78 | Yamaha YZF-R3 | A | 1'55.625 | 1.149 | 0.006 | 10 | 137,711 | 183,0 |
| 14 | 6 J. BUIS | NED | MTM Kawasaki MOTOPOST | Kawasaki Ninja 400 | A | 1'55.699 | 1.223 | 0.074 | 9 | 137,623 | 191,8 |
| 15 | 3 M. GAGGI | ITA | Machaco Came SBK | Yamaha YZF-R3 | A | 1'55.966 | 1.490 | 0.267 | 12 | 137,306 | 187,6 |
| 16 | 30 G. VAN STRAALLEN | NED | EAB Ten Kate Racing | Yamaha YZF-R3 | A | 1'56.012 | 1.536 | 0.046 | 11 | 137,251 | 183,0 |
| 17 | 17 K. MEUFFELS | NED | MTM Kawasaki MOTOPOST | Kawasaki Ninja 400 | A | 1'56.061 | 1.585 | 0.049 | 5 | 137,193 | 194,5 |
| 18 | 4 C. STANGE | GER | Freudenberg KTM WorldSSP Team | KTM RC 390 R | A | 1'56.222 | 1.746 | 0.161 | 2 | 137,003 | 182,1 |
| 19 | 26 M. GENNAI | ITA | Team BrCorse | Yamaha YZF-R3 | A | 1'56.283 | 1.807 | 0.061 | 12 | 136,931 | 185,4 |
| 20 | 72 A. DIAZ | ESP | Biblion Motoxrcing Yamaha WSSP300 | Yamaha YZF-R3 | A | 1'56.733 | 2.257 | 0.450 | 12 | 136,404 | 185,4 |
| 21 | 46 S. DI SORA | FRA | Leader Team Flembbo | Kawasaki Ninja 400 | A | 1'56.836 | 2.360 | 0.103 | 12 | 136,283 | 186,0 |
| 22 | 66 E. MCGLINCHEY | GBR | Team#109 Kawasaki | Kawasaki Ninja 400 | A | 1'56.975 | 2.499 | 0.139 | 13 | 136,121 | 186,0 |
| 23 | 24 D. BLIN | POL | Biblion Motoxrcing Yamaha WSSP300 | Yamaha YZF-R3 | A | 1'57.556 | 3.080 | 0.581 | 9 | 135,449 | 187,0 |
| 24 | 20 G. MATERN | FRA | Machaco Came SBK | Yamaha YZF-R3 | A | 1'57.636 | 3.160 | 0.080 | 5 | 135,357 | 181,5 |
| 25 | 18 I. OFFER | GBR | Scuderia Maranga Racing | Kawasaki Ninja 400 | A | 1'59.870 | 5.394 | 2.234 | 12 | 132,834 | 177,4 |
| 26 | 77 L. GRUAU | FRA | TGP Racing | Kawasaki Ninja 400 | A | 2'01.288 | 6.812 | 1.418 | 13 | 131,281 | 181,5 |

Qualifying Lap Time (107% of 1'54.476): 2'02.490

| | | | | |
|-------|------------|-----|-------|------|
| AIR | Humidity: | 53% | Temp: | 33°C |
| TRACK | Condition: | Dry | Temp: | 38°C |

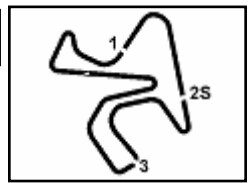
| | | | | | |
|---------|----------------|-----------------|----------|---------|------|
| Records | Pole (SP) | 2019 V.Steeman | 1'52.199 | 141,920 | Km/h |
| | Race (RC2) | 2019 K.Meuffels | 1'52.778 | 141,190 | Km/h |
| | All Times (SP) | 2019 V.Steeman | 1'52.199 | 141,920 | Km/h |

Start 31/07/2020 13:30 End 14:01 The results are provisional until the end of the time limit for protests and appeals and the completion of the technical checks.

These data/results cannot be reproduced, stored and/or transmitted in whole or in part by any manner of electronic, mechanical, photocopying, recording, broadcasting or otherwise now known or herein after developed without the previous express consent by the copyright owner, except for reproduction in daily press and regular printed publications on sale to the public within 60 days of the event related to those data/results and always provided that copyright symbol appears together as follows below.

© DORNA WSBK ORGANIZATION Srl 2020





Pirelli Spanish Round, 31 July - 2 August 2020
Results Free Practice 2nd Session Gr.A

Session Highlights

| Local Time | No. Rider | Description |
|------------|--------------|--|
| 13.30.00 | | Start |
| 13.36.05 | 4 C. STANGE | Crashed - Turn 5 |
| 13.37.29 | 45 F. MACAN | Check Transponder |
| 13.53.21 | 84 K. ALOISI | Lap Cancelled (1'55.976) - Exceeded Track Limits - Turn 13 |
| 13.56.54 | 8 M. PEREZ | Lap Cancelled (1'54.721) - Exceeded Track Limits - Turn 13 |
| 14.01.24 | | End Of Session |

Fastest Laps Sequence

| No. | Rider | Nat | Team | Bike | Local Time | Time | Gap | Avg |
|-----|------------|-----|--------------------------|--------------------|--------------|-----------------|--------|---------|
| 46 | S. DI SORA | FRA | Leader Team Flembbo | Kawasaki Ninja 400 | 13:34'27.530 | 1'57.685 | | 135,300 |
| 6 | J. BUIS | NED | MTM Kawasaki MOTOPOST | Kawasaki Ninja 400 | 13:34'34.505 | 1'56.384 | -1.301 | 136,813 |
| 2 | A. CARRION | ESP | Smrz Racing - Willi Race | Kawasaki Ninja 400 | 13:34'34.662 | 1'56.014 | -0.370 | 137,249 |
| 88 | B. IERACI | ITA | Kawasaki GP Project | Kawasaki Ninja 400 | 13:34'41.727 | 1'55.112 | -0.902 | 138,324 |
| 88 | B. IERACI | ITA | Kawasaki GP Project | Kawasaki Ninja 400 | 13:36'36.549 | 1'54.822 | -0.290 | 138,674 |
| 88 | B. IERACI | ITA | Kawasaki GP Project | Kawasaki Ninja 400 | 13:38'31.134 | 1'54.585 | -0.237 | 138,961 |
| 84 | K. ALOISI | ITA | ProGP Racing | Yamaha YZF-R3 | 14:00'34.295 | 1'54.476 | -0.109 | 139,093 |

Start 13:30 End 14:01 The results are provisional until the end of the time limit for protests and appeals and the completion of the technical checks.

These data/results cannot be reproduced, stored and/or transmitted in whole or in part by any manner of electronic, mechanical, photocopying, recording, broadcasting or otherwise now known or herein after developed without the previous express consent by the copyright owner, except for reproduction in daily press and regular printed publications on sale to the public within 60 days of the event related to those data/results and always provided that copyright symbol appears together as follows below.

© DORNA WSBK ORGANIZATION Srl 2020





Pirelli Spanish Round, 31 July - 2 August 2020

Free Practices Combined Results Gr.A after FP2

Jerez 4.423 m

| No. | Rider | Nat | Team | Bike | Class | FP1 | FP2 | FP3 | Time | Gap | Rel. | Avg | LL |
|-----|---------------------------|-----|---|--------------------|-------|-----------------|-----------------|-----|-----------------|-------|-------|---------|----|
| 1 | 8 M. PEREZ | ESP | Prodina Ircos Team WorldSSP300 | Kawasaki Ninja 400 | A | 1'53.609 | 1'54.630 | | 1'53.609 | | | 140,154 | 20 |
| 2 | 10 U. ORRADRE | ESP | Yamaha MS Racing | Yamaha YZF-R3 | A | 1'53.770 | 1'55.169 | | 1'53.770 | 0.161 | 0.161 | 139,956 | 21 |
| 3 | 88 B. IERACI | ITA | Kawasaki GP Project | Kawasaki Ninja 400 | A | 1'54.338 | 1'54.585 | | 1'54.338 | 0.729 | 0.568 | 139,261 | 20 |
| 4 | 84 K. ALOISI | ITA | ProGP Racing | Yamaha YZF-R3 | A | 1'55.107 | 1'54.476 | | 1'54.476 | 0.867 | 0.138 | 139,093 | 26 |
| 5 | 6 J. BUIS | NED | MTM Kawasaki MOTOPOST | Kawasaki Ninja 400 | A | 1'54.581 | 1'55.699 | | 1'54.581 | 0.972 | 0.105 | 138,965 | 22 |
| 6 | 22 N. KALININ | UKR | Battley-RT Motorsports by SKM-Kawasaki | Kawasaki Ninja 400 | A | 1'54.589 | 1'55.572 | | 1'54.589 | 0.980 | 0.008 | 138,956 | 24 |
| 7 | 7 J. GIMBERT | FRA | GP Project | Kawasaki Ninja 400 | A | 1'54.631 | 1'55.189 | | 1'54.631 | 1.022 | 0.042 | 138,905 | 23 |
| 8 | 41 J. JAHNIG | GER | Freudenberg KTM Junior Team | KTM RC 390 R | A | 1'54.679 | 1'55.382 | | 1'54.679 | 1.070 | 0.048 | 138,847 | 20 |
| 9 | 4 C. STANGE | GER | Freudenberg KTM WorldSSP Team | KTM RC 390 R | A | 1'54.967 | 1'56.222 | | 1'54.967 | 1.358 | 0.288 | 138,499 | 14 |
| 10 | 17 K. MEUFFELS | NED | MTM Kawasaki MOTOPOST | Kawasaki Ninja 400 | A | 1'55.180 | 1'56.061 | | 1'55.180 | 1.571 | 0.213 | 138,243 | 18 |
| 11 | 9 P. GRASSIA | ITA | Team CHIODO Moto Racing | Yamaha YZF-R3 | A | 1'55.919 | 1'55.224 | | 1'55.224 | 1.615 | 0.044 | 138,190 | 23 |
| 12 | 46 S. DI SORA | FRA | Leader Team Flembbo | Kawasaki Ninja 400 | A | 1'55.240 | 1'56.836 | | 1'55.240 | 1.631 | 0.016 | 138,171 | 24 |
| 13 | 27 F. ROVELLI | ITA | Kawasaki ParkinGO Team | Kawasaki Ninja 400 | A | 1'55.312 | 1'55.270 | | 1'55.270 | 1.661 | 0.030 | 138,135 | 19 |
| 14 | 2 A. CARRION | ESP | Smrz Racing - Willi Race | Kawasaki Ninja 400 | A | 1'55.281 | 1'55.466 | | 1'55.281 | 1.672 | 0.011 | 138,122 | 23 |
| 15 | 25 A. KROH | GER | Yamaha MS Racing | Yamaha YZF-R3 | A | 1'55.772 | 1'55.547 | | 1'55.547 | 1.938 | 0.266 | 137,804 | 24 |
| 16 | 44 T. BRAMICH | AUS | Carl Cox-RT Motorsports by SKM-Kawasaki | Kawasaki Ninja 400 | A | 1'56.046 | 1'55.619 | | 1'55.619 | 2.010 | 0.072 | 137,718 | 24 |
| 17 | 45 F. MACAN | BRA | Team Brasil AD 78 | Yamaha YZF-R3 | A | 1'55.683 | 1'55.625 | | 1'55.625 | 2.016 | 0.006 | 137,711 | 23 |
| 18 | 30 G. VAN STRAALEN | NED | EAB Ten Kate Racing | Yamaha YZF-R3 | A | 1'55.854 | 1'56.012 | | 1'55.854 | 2.245 | 0.229 | 137,439 | 19 |
| 19 | 3 M. GAGGI | ITA | Machaco Came SBK | Yamaha YZF-R3 | A | 1'56.482 | 1'55.966 | | 1'55.966 | 2.357 | 0.112 | 137,306 | 24 |
| 20 | 26 M. GENNAI | ITA | Team BrCorse | Yamaha YZF-R3 | A | 1'56.484 | 1'56.283 | | 1'56.283 | 2.674 | 0.317 | 136,931 | 25 |
| 21 | 72 A. DIAZ | ESP | Biblion Motoxrcing Yamaha WSSP300 | Yamaha YZF-R3 | A | 1'57.405 | 1'56.733 | | 1'56.733 | 3.124 | 0.450 | 136,404 | 23 |
| 22 | 66 E. MCGLINCHEY | GBR | Team#109 Kawasaki | Kawasaki Ninja 400 | A | 1'58.760 | 1'56.975 | | 1'56.975 | 3.366 | 0.242 | 136,121 | 27 |
| 23 | 20 G. MATERN | FRA | Machaco Came SBK | Yamaha YZF-R3 | A | 1'57.405 | 1'57.636 | | 1'57.405 | 3.796 | 0.430 | 135,623 | 18 |
| 24 | 24 D. BLIN | POL | Biblion Motoxrcing Yamaha WSSP300 | Yamaha YZF-R3 | A | 1'59.144 | 1'57.556 | | 1'57.556 | 3.947 | 0.151 | 135,449 | 12 |
| 25 | 18 I. OFFER | GBR | Scuderia Maranga Racing | Kawasaki Ninja 400 | A | 1'59.410 | 1'59.870 | | 1'59.410 | 5.801 | 1.854 | 133,346 | 24 |
| 26 | 77 L. GRUAU | FRA | TGP Racing | Kawasaki Ninja 400 | A | 2'02.821 | 2'01.288 | | 2'01.288 | 7.679 | 1.878 | 131,281 | 25 |

Top 3 Average Time: 1'53.905

31/07/2020

These data/results cannot be reproduced, stored and/or transmitted in whole or in part by any manner of electronic, mechanical, photocopying, recording, broadcasting or otherwise now known or herein after developed without the previous express consent by the copyright owner, except for reproduction in daily press and regular printed publications on sale to the public within 60 days of the event related to those data/results and always provided that copyright symbol appears together as follows below.

© DORNA WSBK ORGANIZATION Srl 2020



Official Fuel Supplier

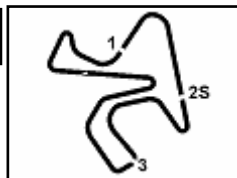


FKR PERUGIA TIMING

Official Tyre Supplier



Official Timekeeper



Jerez 4.423 m

Pirelli Spanish Round, 31 July - 2 August 2020

Best Sectors & Speed Free Practice 2nd Session Gr.A

| BEST LAP | | | |
|----------|--------------------|--------------------|----------|
| 1 | 84 K. ALOISI | Yamaha YZF-R3 | 1'54.476 |
| 2 | 88 B. IERACI | Kawasaki Ninja 400 | 1'54.585 |
| 3 | 8 M. PEREZ | Kawasaki Ninja 400 | 1'54.630 |
| 4 | 10 U. ORRADRE | Yamaha YZF-R3 | 1'55.169 |
| 5 | 7 J. GIMBERT | Kawasaki Ninja 400 | 1'55.189 |
| 6 | 9 P. GRASSIA | Yamaha YZF-R3 | 1'55.224 |
| 7 | 27 F. ROVELLI | Kawasaki Ninja 400 | 1'55.270 |
| 8 | 41 J. JAHNIG | KTM RC 390 R | 1'55.382 |
| 9 | 2 A. CARRION | Kawasaki Ninja 400 | 1'55.466 |
| 10 | 25 A. KROH | Yamaha YZF-R3 | 1'55.547 |
| 11 | 22 N. KALININ | Kawasaki Ninja 400 | 1'55.572 |
| 12 | 44 T. BRAMICH | Kawasaki Ninja 400 | 1'55.619 |
| 13 | 45 F. MACAN | Yamaha YZF-R3 | 1'55.625 |
| 14 | 6 J. BUIS | Kawasaki Ninja 400 | 1'55.699 |
| 15 | 3 M. GAGGI | Yamaha YZF-R3 | 1'55.966 |
| 16 | 30 G. VAN STRAALEN | Yamaha YZF-R3 | 1'56.012 |
| 17 | 17 K. MEUFFELS | Kawasaki Ninja 400 | 1'56.061 |
| 18 | 4 C. STANGE | KTM RC 390 R | 1'56.222 |
| 19 | 26 M. GENNAI | Yamaha YZF-R3 | 1'56.283 |
| 20 | 72 A. DIAZ | Yamaha YZF-R3 | 1'56.733 |
| 21 | 46 S. DI SORA | Kawasaki Ninja 400 | 1'56.836 |
| 22 | 66 E. MCGLINCHEY | Kawasaki Ninja 400 | 1'56.975 |
| 23 | 24 D. BLIN | Yamaha YZF-R3 | 1'57.556 |
| 24 | 20 G. MATERN | Yamaha YZF-R3 | 1'57.636 |
| 25 | 18 I. OFFER | Kawasaki Ninja 400 | 1'59.870 |
| 26 | 77 L. GRUAU | Kawasaki Ninja 400 | 2'01.288 |

| SPEED | | | |
|-------|--------------------|--------------------|-------|
| 1 | 17 K. MEUFFELS | Kawasaki Ninja 400 | 194,5 |
| 2 | 6 J. BUIS | Kawasaki Ninja 400 | 191,8 |
| 3 | 2 A. CARRION | Kawasaki Ninja 400 | 187,9 |
| 4 | 3 M. GAGGI | Yamaha YZF-R3 | 187,6 |
| 5 | 10 U. ORRADRE | Yamaha YZF-R3 | 187,3 |
| 6 | 44 T. BRAMICH | Kawasaki Ninja 400 | 187,0 |
| 7 | 8 M. PEREZ | Kawasaki Ninja 400 | 187,0 |
| 8 | 24 D. BLIN | Yamaha YZF-R3 | 187,0 |
| 9 | 7 J. GIMBERT | Kawasaki Ninja 400 | 186,7 |
| 10 | 46 S. DI SORA | Kawasaki Ninja 400 | 186,0 |
| 11 | 84 K. ALOISI | Yamaha YZF-R3 | 186,0 |
| 12 | 88 B. IERACI | Kawasaki Ninja 400 | 186,0 |
| 13 | 66 E. MCGLINCHEY | Kawasaki Ninja 400 | 186,0 |
| 14 | 41 J. JAHNIG | KTM RC 390 R | 185,7 |
| 15 | 9 P. GRASSIA | Yamaha YZF-R3 | 185,7 |
| 16 | 27 F. ROVELLI | Kawasaki Ninja 400 | 185,4 |
| 17 | 72 A. DIAZ | Yamaha YZF-R3 | 185,4 |
| 18 | 26 M. GENNAI | Yamaha YZF-R3 | 185,4 |
| 19 | 22 N. KALININ | Kawasaki Ninja 400 | 185,4 |
| 20 | 25 A. KROH | Yamaha YZF-R3 | 185,1 |
| 21 | 30 G. VAN STRAALEN | Yamaha YZF-R3 | 183,0 |
| 22 | 45 F. MACAN | Yamaha YZF-R3 | 183,0 |
| 23 | 4 C. STANGE | KTM RC 390 R | 182,1 |
| 24 | 20 G. MATERN | Yamaha YZF-R3 | 181,5 |
| 25 | 77 L. GRUAU | Kawasaki Ninja 400 | 181,5 |
| 26 | 18 I. OFFER | Kawasaki Ninja 400 | 177,4 |

| SEG. 1 | | | SEG. 2 | | | SEG. 3 | | | SEG. 4 | | |
|--------|--------------------|--------|--------|--------------------|--------|--------|--------------------|--------|--------|--------------------|--------|
| 1 | 8 M. PEREZ | 27.794 | 1 | 6 J. BUIS | 17.479 | 1 | 8 M. PEREZ | 33.115 | 1 | 84 K. ALOISI | 35.452 |
| 2 | 84 K. ALOISI | 27.944 | 2 | 17 K. MEUFFELS | 17.548 | 2 | 84 K. ALOISI | 33.148 | 2 | 88 B. IERACI | 35.482 |
| 3 | 10 U. ORRADRE | 28.013 | 3 | 2 A. CARRION | 17.593 | 3 | 88 B. IERACI | 33.196 | 3 | 8 M. PEREZ | 35.610 |
| 4 | 27 F. ROVELLI | 28.067 | 4 | 26 M. GENNAI | 17.599 | 4 | 2 A. CARRION | 33.330 | 4 | 10 U. ORRADRE | 35.680 |
| 5 | 88 B. IERACI | 28.074 | 5 | 8 M. PEREZ | 17.600 | 5 | 10 U. ORRADRE | 33.336 | 5 | 27 F. ROVELLI | 35.757 |
| 6 | 7 J. GIMBERT | 28.102 | 6 | 88 B. IERACI | 17.614 | 6 | 27 F. ROVELLI | 33.348 | 6 | 30 G. VAN STRAALEN | 35.764 |
| 7 | 2 A. CARRION | 28.135 | 7 | 84 K. ALOISI | 17.620 | 7 | 9 P. GRASSIA | 33.400 | 7 | 9 P. GRASSIA | 35.777 |
| 8 | 26 M. GENNAI | 28.150 | 8 | 9 P. GRASSIA | 17.626 | 8 | 6 J. BUIS | 33.418 | 8 | 7 J. GIMBERT | 35.801 |
| 9 | 22 N. KALININ | 28.171 | 9 | 44 T. BRAMICH | 17.656 | 9 | 41 J. JAHNIG | 33.456 | 9 | 41 J. JAHNIG | 35.824 |
| 10 | 41 J. JAHNIG | 28.183 | 10 | 7 J. GIMBERT | 17.662 | 10 | 7 J. GIMBERT | 33.457 | 10 | 25 A. KROH | 35.849 |
| 11 | 45 F. MACAN | 28.203 | 11 | 3 M. GAGGI | 17.668 | 11 | 45 F. MACAN | 33.519 | 11 | 22 N. KALININ | 35.874 |
| 12 | 6 J. BUIS | 28.216 | 12 | 27 F. ROVELLI | 17.712 | 12 | 24 D. BLIN | 33.572 | 12 | 44 T. BRAMICH | 35.917 |
| 13 | 25 A. KROH | 28.222 | 13 | 24 D. BLIN | 17.713 | 13 | 22 N. KALININ | 33.592 | 13 | 2 A. CARRION | 35.967 |
| 14 | 9 P. GRASSIA | 28.267 | 14 | 41 J. JAHNIG | 17.728 | 14 | 25 A. KROH | 33.612 | 14 | 6 J. BUIS | 36.043 |
| 15 | 4 C. STANGE | 28.269 | 15 | 10 U. ORRADRE | 17.759 | 15 | 3 M. GAGGI | 33.613 | 15 | 45 F. MACAN | 36.081 |
| 16 | 24 D. BLIN | 28.276 | 16 | 45 F. MACAN | 17.786 | 16 | 44 T. BRAMICH | 33.620 | 16 | 4 C. STANGE | 36.138 |
| 17 | 44 T. BRAMICH | 28.342 | 17 | 25 A. KROH | 17.819 | 17 | 17 K. MEUFFELS | 33.655 | 17 | 17 K. MEUFFELS | 36.144 |
| 18 | 46 S. DI SORA | 28.397 | 18 | 22 N. KALININ | 17.834 | 18 | 30 G. VAN STRAALEN | 33.718 | 18 | 26 M. GENNAI | 36.184 |
| 19 | 30 G. VAN STRAALEN | 28.399 | 19 | 30 G. VAN STRAALEN | 17.850 | 19 | 26 M. GENNAI | 33.724 | 19 | 3 M. GAGGI | 36.221 |
| 20 | 17 K. MEUFFELS | 28.403 | 20 | 72 A. DIAZ | 17.852 | 20 | 72 A. DIAZ | 33.784 | 20 | 46 S. DI SORA | 36.302 |
| 21 | 72 A. DIAZ | 28.438 | 21 | 46 S. DI SORA | 17.853 | 21 | 4 C. STANGE | 33.852 | 21 | 72 A. DIAZ | 36.395 |
| 22 | 3 M. GAGGI | 28.458 | 22 | 4 C. STANGE | 17.919 | 22 | 46 S. DI SORA | 33.873 | 22 | 24 D. BLIN | 36.464 |
| 23 | 66 E. MCGLINCHEY | 28.505 | 23 | 20 G. MATERN | 17.981 | 23 | 66 E. MCGLINCHEY | 33.874 | 23 | 66 E. MCGLINCHEY | 36.547 |
| 24 | 20 G. MATERN | 28.596 | 24 | 66 E. MCGLINCHEY | 18.018 | 24 | 20 G. MATERN | 33.957 | 24 | 20 G. MATERN | 36.584 |
| 25 | 18 I. OFFER | 29.227 | 25 | 18 I. OFFER | 18.408 | 25 | 18 I. OFFER | 34.770 | 25 | 18 I. OFFER | 36.908 |
| 26 | 77 L. GRUAU | 29.885 | 26 | 77 L. GRUAU | 18.585 | 26 | 77 L. GRUAU | 34.982 | 26 | 77 L. GRUAU | 37.796 |

31/07/2020

These data/results cannot be reproduced, stored and/or transmitted in whole or in part by any manner of electronic, mechanical, photocopying, recording, broadcasting or otherwise now known or herein after developed without the previous express consent by the copyright owner, except for reproduction in daily press and regular printed publications on sale to the public within 60 days of the event related to those data/results and always provided that copyright symbol appears together as follows below.

© DORNA WSBK ORGANIZATION Srl 2020



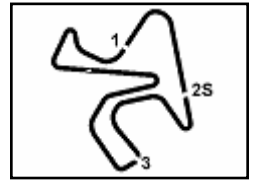
Official Fuel Supplier



Official Tyre Supplier



Official Timekeeper



Pirelli Spanish Round, 31 July - 2 August 2020

Ideal Times Free Practice 2nd Session Gr.A

Jerez 4.423 m

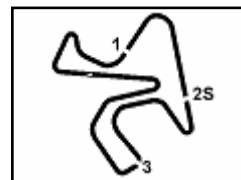
| No. | Rider | Nat | Bike | Seg. 1 | Seg. 2 | Seg. 3 | Seg. 4 | Ideal Time | | |
|---------------------------|---------------------|-----|--------------------|------------------|------------------|------------------|---------------------|----------------------|------|-------|
| | | | | Diff. 1 | Diff. 2 | Diff. 3 | Diff. 4 | Best Lap | Pos. | Diff. |
| 1 | 8 M. PEREZ | ESP | Kawasaki Ninja 400 | 27.794 +0.285 | 17.600 +0.160 | 33.115 | 35.610 +0.066 | 1'54.119 1'54.630 | 3 | 0.511 |
| 2 | 84 K. ALOISI | ITA | Yamaha YZF-R3 | 27.944 +0.151 | 17.620 +0.161 | 33.148 | 35.452 | 1'54.164 1'54.476 | 1 | 0.312 |
| 3 | 88 B. IERACI | ITA | Kawasaki Ninja 400 | 28.074 +0.106 | 17.614 +0.032 | 33.196 | 35.482 +0.081 | 1'54.366 1'54.585 | 2 | 0.219 |
| 4 | 10 U. ORRADRE | ESP | Yamaha YZF-R3 | 28.013 +0.041 | 17.759 | 33.336 +0.169 | 35.680 +0.171 | 1'54.788 1'55.169 | 4 | 0.381 |
| 5 | 27 F. ROVELLI | ITA | Kawasaki Ninja 400 | 28.067 | 17.712 +0.107 | 33.348 | 35.757 +0.279 | 1'54.884 1'55.270 | 7 | 0.386 |
| 6 | 7 J. GIMBERT | FRA | Kawasaki Ninja 400 | 28.102 +0.019 | 17.662 | 33.457 +0.038 | 35.801 +0.110 | 1'55.022 1'55.189 | 5 | 0.167 |
| 7 | 2 A. CARRION | ESP | Kawasaki Ninja 400 | 28.135 | 17.593 +0.262 | 33.330 +0.179 | 35.967 | 1'55.025 1'55.466 | 9 | 0.441 |
| 8 | 9 P. GRASSIA | ITA | Yamaha YZF-R3 | 28.267 | 17.626 +0.005 | 33.400 +0.106 | 35.777 +0.043 | 1'55.070 1'55.224 | 6 | 0.154 |
| 9 | 6 J. BUIS | NED | Kawasaki Ninja 400 | 28.216 +0.323 | 17.479 +0.220 | 33.418 | 36.043 | 1'55.156 1'55.699 | 14 | 0.543 |
| 10 | 41 J. JAHNIG | GER | KTM RC 390 R | 28.183 +0.187 | 17.728 +0.004 | 33.456 | 35.824 | 1'55.191 1'55.382 | 8 | 0.191 |
| 11 | 22 N. KALININ | UKR | Kawasaki Ninja 400 | 28.171 | 17.834 +0.019 | 33.592 | 35.874 +0.082 | 1'55.471 1'55.572 | 11 | 0.101 |
| 12 | 25 A. KROH | GER | Yamaha YZF-R3 | 28.222 | 17.819 | 33.612 +0.021 | 35.849 +0.024 | 1'55.502 1'55.547 | 10 | 0.045 |
| 13 | 44 T. BRAMICH | AUS | Kawasaki Ninja 400 | 28.342 | 17.656 +0.078 | 33.620 +0.006 | 35.917 | 1'55.535 1'55.619 | 12 | 0.084 |
| 14 | 45 F. MACAN | BRA | Yamaha YZF-R3 | 28.203 | 17.786 | 33.519 | 36.081 +1'19.544 | 1'55.589 1'55.625 | 13 | 0.036 |
| 15 | 26 M. GENNAI | ITA | Yamaha YZF-R3 | 28.150 +0.489 | 17.599 +0.134 | 33.724 | 36.184 +0.003 | 1'55.657 1'56.283 | 19 | 0.626 |
| 16 | 30 G. VAN STRAALLEN | NED | Yamaha YZF-R3 | 28.399 +0.210 | 17.850 +0.071 | 33.718 | 35.764 | 1'55.731 1'56.012 | 16 | 0.281 |
| 17 | 17 K. MEUFFELS | NED | Kawasaki Ninja 400 | 28.403 | 17.548 +0.101 | 33.655 +0.210 | 36.144 | 1'55.750 1'56.061 | 17 | 0.311 |
| 18 | 3 M. GAGGI | ITA | Yamaha YZF-R3 | 28.458 +0.006 | 17.668 | 33.613 | 36.221 | 1'55.960 1'55.966 | 15 | 0.006 |
| 19 | 24 D. BLIN | POL | Yamaha YZF-R3 | 28.276 +0.427 | 17.713 +0.471 | 33.572 +0.633 | 36.464 | 1'56.025 1'57.556 | 23 | 1.531 |
| 20 | 4 C. STANGE | GER | KTM RC 390 R | 28.269 +0.044 | 17.919 | 33.852 | 36.138 | 1'56.178 1'56.222 | 18 | 0.044 |
| 21 | 46 S. DI SORA | FRA | Kawasaki Ninja 400 | 28.397 +0.160 | 17.853 | 33.873 +0.056 | 36.302 +0.195 | 1'56.425 1'56.836 | 21 | 0.411 |
| 22 | 72 A. DIAZ | ESP | Yamaha YZF-R3 | 28.438 | 17.852 +0.031 | 33.784 +0.233 | 36.395 | 1'56.469 1'56.733 | 20 | 0.264 |
| 23 | 66 E. MCGLINCHEY | GBR | Kawasaki Ninja 400 | 28.505 | 18.018 +0.031 | 33.874 | 36.547 | 1'56.944 1'56.975 | 22 | 0.031 |
| 24 | 20 G. MATERN | FRA | Yamaha YZF-R3 | 28.596 | 17.981 | 33.957 +0.254 | 36.584 +0.264 | 1'57.118 1'57.636 | 24 | 0.518 |
| 25 | 18 I. OFFER | GBR | Kawasaki Ninja 400 | 29.227 +0.079 | 18.408 | 34.770 +0.118 | 36.908 +0.360 | 1'59.313 1'59.870 | 25 | 0.557 |
| 26 | 77 L. GRUAU | FRA | Kawasaki Ninja 400 | 29.885 | 18.585 +0.040 | 34.982 | 37.796 | 2'01.248 2'01.288 | 26 | 0.040 |
| Overall Ideal Time | | | | 27.794 | 17.479 | 33.115 | 35.452 | 1'53.840 | | |

31/07/2020

These data/results cannot be reproduced, stored and/or transmitted in whole or in part by any manner of electronic, mechanical, photocopying, recording, broadcasting or otherwise now known or herein after developed without the previous express consent by the copyright owner, except for reproduction in daily press and regular printed publications on sale to the public within 60 days of the event related to those data/results and always provided that copyright symbol appears together as follows below.

© DORNA WSBK ORGANIZATION Srl 2020





Pirelli Spanish Round, 31 July - 2 August 2020

Chronological Analysis Free Practice 2nd Session Gr.A

| 1° 84 K. ALOISI (1'54.476) | | | | | | | |
|----------------------------|--------|--------|--------|----------|-----------|-------|--------------|
| Lap | Seg.1 | Seg.2 | Seg.3 | Seg.4 | Lap Time | km/h | Local Time |
| 1 | | | | | | | 13:30'14.703 |
| 2 | 50.352 | 21.134 | 36.478 | 36.446 | 2'24.410P | 145,7 | 13:32'39.113 |
| 3 | 28.564 | 17.718 | 33.855 | 35.971 | 1'56.108 | 185,4 | 13:34'35.221 |
| 4 | 28.047 | 17.677 | 33.742 | 39.056 | 1'58.522 | 184,8 | 13:36'33.743 |
| 5 | 27.968 | 17.875 | 35.020 | 36.361 | 1'57.224 | 186,0 | 13:38'30.967 |
| 6 | 28.501 | 17.620 | 33.979 | 35.949 | 1'56.049 | 183,9 | 13:40'27.016 |
| 7 | 28.208 | 18.379 | 35.697 | 6'53.303 | 8'15.587P | 159,1 | 13:48'42.603 |
| 8 | 41.010 | 18.101 | 34.117 | 37.556 | 2'10.784P | 177,4 | 13:50'53.387 |
| 9 | 28.082 | 17.823 | 33.793 | 36.278 | 1'55.976C | 179,7 | 13:52'49.363 |
| 10 | 28.134 | 17.955 | 37.664 | 36.170 | 1'59.923 | 178,0 | 13:54'49.286 |
| 11 | 27.944 | 17.843 | 33.441 | 36.035 | 1'55.263 | 182,4 | 13:56'44.549 |
| 12 | 28.029 | 17.780 | 33.341 | 36.120 | 1'55.270 | 182,4 | 13:58'39.819 |
| 13 | 28.095 | 17.781 | 33.148 | 35.452 | 1'54.476 | 181,2 | 14:00'34.295 |

| 2° 88 B. IERACI (1'54.585) | | | | | | | |
|----------------------------|--------|--------|--------|-----------|------------|-------|--------------|
| Lap | Seg.1 | Seg.2 | Seg.3 | Seg.4 | Lap Time | km/h | Local Time |
| 1 | | | | | | | 13:30'31.705 |
| 2 | 46.918 | 18.101 | 33.997 | 35.894 | 2'14.910P | 179,4 | 13:32'46.615 |
| 3 | 28.160 | 18.124 | 33.346 | 35.482 | 1'55.112 | 182,4 | 13:34'41.727 |
| 4 | 28.100 | 17.822 | 33.348 | 35.552 | 1'54.822 | 183,3 | 13:36'36.549 |
| 5 | 28.180 | 17.646 | 33.196 | 35.563 | 1'54.585 | 186,0 | 13:38'31.134 |
| 6 | 28.108 | 17.617 | 33.259 | 35.747 | 1'54.731 | 184,8 | 13:40'25.865 |
| 7 | 30.677 | 17.909 | 33.704 | 13'20.689 | 14'42.979P | 182,4 | 13:55'08.844 |
| 8 | 36.521 | 17.789 | 33.738 | 36.756 | 2'04.804P | 184,8 | 13:57'13.648 |
| 9 | 28.074 | 17.614 | 33.204 | 35.780 | 1'54.672 | 184,2 | 13:59'08.320 |
| 10 | 28.157 | 17.713 | 33.225 | 35.542 | 1'54.637 | 184,5 | 14:01'02.957 |

| 3° 8 M. PEREZ (1'54.630) | | | | | | | |
|--------------------------|--------|--------|--------|----------|-----------|-------|--------------|
| Lap | Seg.1 | Seg.2 | Seg.3 | Seg.4 | Lap Time | km/h | Local Time |
| 1 | | | | | | | 13:30'41.712 |
| 2 | 42.420 | 18.488 | 33.978 | 36.306 | 2'11.192P | 178,0 | 13:32'52.904 |
| 3 | 27.968 | 17.780 | 33.589 | 35.896 | 1'55.233 | 183,0 | 13:34'48.137 |
| 4 | 28.106 | 17.745 | 33.272 | 35.990 | 1'55.113 | 183,0 | 13:36'43.250 |
| 5 | 30.463 | 17.765 | 33.185 | 35.702 | 1'57.115 | 185,7 | 13:38'40.365 |
| 6 | 27.794 | 17.624 | 33.726 | 36.123 | 1'55.267 | 186,0 | 13:40'35.632 |
| 7 | 30.395 | 17.818 | 34.266 | 35.610 | 1'58.089 | 184,2 | 13:42'33.721 |
| 8 | 27.808 | 17.632 | 33.245 | 37.230 | 1'55.915 | 187,0 | 13:44'29.636 |
| 9 | 28.529 | 19.427 | 34.460 | 6'35.594 | 7'58.010P | 182,1 | 13:52'27.646 |
| 10 | 47.105 | 21.666 | 36.082 | 36.172 | 2'21.025P | 138,8 | 13:54'48.671 |
| 11 | 28.038 | 17.600 | 33.254 | 35.829 | 1'54.721C | 184,8 | 13:56'43.392 |
| 12 | 28.077 | 17.818 | 33.140 | 35.828 | 1'54.863 | 184,5 | 13:58'38.255 |
| 13 | 28.079 | 17.760 | 33.115 | 35.676 | 1'54.630 | 184,5 | 14:00'32.885 |

| 4° 10 U. ORRADRE (1'55.169) | | | | | | | |
|-----------------------------|--------|--------|--------|----------|-----------|-------|--------------|
| Lap | Seg.1 | Seg.2 | Seg.3 | Seg.4 | Lap Time | km/h | Local Time |
| 1 | | | | | | | 13:30'42.384 |
| 2 | 42.409 | 18.063 | 33.901 | 36.315 | 2'10.688P | 184,2 | 13:32'53.072 |
| 3 | 28.054 | 17.759 | 33.505 | 35.851 | 1'55.169 | 186,0 | 13:34'48.241 |
| 4 | 28.094 | 17.759 | 34.176 | 35.986 | 1'56.015 | 187,3 | 13:36'44.256 |
| 5 | 28.197 | 17.943 | 33.336 | 35.860 | 1'55.336 | 183,3 | 13:38'39.592 |
| 6 | 28.107 | 17.914 | 33.780 | 37.115 | 1'56.916 | 181,8 | 13:40'36.508 |
| 7 | 28.013 | 18.060 | 34.376 | 35.680 | 1'56.129 | 180,0 | 13:42'32.637 |
| 8 | 28.150 | 17.856 | 33.579 | 5'58.572 | 7'18.157P | 182,4 | 13:49'50.794 |
| 9 | 46.440 | 18.630 | 33.824 | 36.411 | 2'15.305P | 177,7 | 13:52'06.099 |
| 10 | 28.317 | 18.108 | 33.436 | 36.089 | 1'55.950 | 179,4 | 13:54'02.049 |

| 5° 7 J. GIMBERT (1'55.189) | | | | | | | |
|----------------------------|--------|--------|--------|--------|-----------|-------|--------------|
| Lap | Seg.1 | Seg.2 | Seg.3 | Seg.4 | Lap Time | km/h | Local Time |
| 1 | | | | | | | 13:30'39.940 |
| 2 | 39.112 | 18.441 | 34.596 | 36.509 | 2'08.658P | 181,5 | 13:32'48.598 |

| | | | | | | | |
|----|--------|--------|--------|-----------|------------|-------|--------------|
| 3 | 28.366 | 17.797 | 33.957 | 36.192 | 1'56.312 | 184,2 | 13:34'44.910 |
| 4 | 29.359 | 18.441 | 34.342 | 36.642 | 1'58.784 | 177,1 | 13:36'43.694 |
| 5 | 28.648 | 18.233 | 33.834 | 35.885 | 1'56.600 | 174,6 | 13:38'40.294 |
| 6 | 28.285 | 17.682 | 33.457 | 37.005 | 1'56.429 | 186,7 | 13:40'36.723 |
| 7 | 28.102 | 17.769 | 33.618 | 35.926 | 1'55.415 | 183,6 | 13:42'32.138 |
| 8 | 30.134 | 18.206 | 34.731 | 11'12.067 | 12'35.138P | 177,1 | 13:55'07.276 |
| 9 | 36.414 | 18.439 | 34.403 | 36.554 | 2'05.810P | 174,9 | 13:57'13.086 |
| 10 | 28.393 | 17.879 | 33.538 | 35.801 | 1'55.611 | 183,9 | 13:59'08.697 |
| 11 | 28.121 | 17.662 | 33.495 | 35.911 | 1'55.189 | 186,7 | 14:01'03.886 |

| 6° 9 P. GRASSIA (1'55.224) | | | | | | | |
|----------------------------|--------|--------|--------|----------|-----------|-------|--------------|
| Lap | Seg.1 | Seg.2 | Seg.3 | Seg.4 | Lap Time | km/h | Local Time |
| 1 | | | | | | | 13:30'43.833 |
| 2 | 42.189 | 17.769 | 34.321 | 36.504 | 2'10.783P | 185,7 | 13:32'54.616 |
| 3 | 28.516 | 17.812 | 33.818 | 36.076 | 1'56.222 | 179,7 | 13:34'50.838 |
| 4 | 28.597 | 17.690 | 33.642 | 35.912 | 1'55.841 | 181,5 | 13:36'46.679 |
| 5 | 28.267 | 17.631 | 33.506 | 35.820 | 1'55.224 | 182,4 | 13:38'41.903 |
| 6 | 28.365 | 17.721 | 33.400 | 35.801 | 1'55.287 | 180,6 | 13:40'37.190 |
| 7 | 28.286 | 17.626 | 33.559 | 35.777 | 1'55.248 | 183,9 | 13:42'32.438 |
| 8 | 35.189 | 18.573 | 35.480 | 5'39.868 | 7'09.110P | 176,8 | 13:49'41.548 |
| 9 | 56.639 | 18.184 | 34.142 | 36.280 | 2'25.245P | 177,4 | 13:52'06.793 |
| 10 | 28.412 | 18.036 | 33.451 | 35.883 | 1'55.782 | 180,9 | 13:54'02.575 |
| 11 | 28.687 | 17.885 | 38.404 | 37.065 | 2'02.041 | 179,4 | 13:56'04.616 |
| 12 | 31.311 | 17.807 | 36.418 | 44.188 | 2'09.724 | 183,3 | 13:58'14.340 |
| 13 | 28.521 | 18.009 | 33.919 | 36.204 | 1'56.653 | 179,7 | 14:00'10.993 |

| 7° 27 F. ROVELLI (1'55.270) | | | | | | | |
|-----------------------------|--------|--------|--------|--------|----------|-------|--------------|
| Lap | Seg.1 | Seg.2 | Seg.3 | Seg.4 | Lap Time | km/h | Local Time |
| 1 | | | | | | | 13:32'45.378 |
| 2 | 28.509 | 17.914 | 33.797 | 36.288 | 1'56.508 | 180,9 | 13:34'41.886 |
| 3 | 28.067 | 17.819 | 33.348 | 36.036 | 1'55.270 | 185,4 | 13:36'37.156 |
| 4 | 28.137 | 17.967 | 33.452 | 35.757 | 1'55.313 | 183,6 | 13:38'32.469 |
| 5 | 28.763 | 17.801 | 33.772 | 36.302 | 1'56.638 | 183,9 | 13:40'29.107 |
| 6 | 28.104 | 18.337 | 34.072 | 36.515 | 1'55.771 | 178,6 | 13:52'24.878 |
| 7 | 28.305 | 18.238 | 36.795 | 43.507 | 2'06.845 | 178,8 | 13:54'31.723 |
| 8 | 28.538 | 17.993 | 35.315 | 40.342 | 2'02.188 | 180,6 | 13:56'33.911 |
| 9 | 28.377 | 18.222 | 33.703 | 36.192 | 1'56.494 | 180,3 | 13:58'30.405 |
| 10 | 28.298 | 18.070 | 33.522 | 36.110 | 1'56.000 | 180,6 | 14:00'26.405 |

| 8° 41 J. JAHNIG (1'55.382) | | | | | | | |
|----------------------------|--------|--------|--------|----------|-----------|-------|--------------|
| Lap | Seg.1 | Seg.2 | Seg.3 | Seg.4 | Lap Time | km/h | Local Time |
| 1 | | | | | | | 13:31'23.878 |
| 2 | 38.639 | 18.340 | 34.325 | 36.223 | 2'07.527P | 183,0 | 13:33'31.405 |
| 3 | 28.536 | 17.910 | 33.856 | 36.039 | 1'56.341 | 182,1 | 13:35'27.746 |
| 4 | 28.284 | 18.036 | 33.635 | 36.053 | 1'56.008 | 182,1 | 13:37'23.754 |
| 5 | 28.370 | 17.732 | 33.456 | 35.824 | 1'55.382 | 182,1 | 13:39'19.136 |
| 6 | 28.199 | 17.739 | 33.554 | 35.898 | 1'55.390 | 181,8 | 13:41'14.526 |
| 7 | 28.183 | 18.010 | 35.170 | 5'11.054 | 6'32.417P | 180,6 | 13:47'46.943 |
| 8 | 42.175 | 19.487 | 35.292 | 52.137 | 2'29.091P | 175,2 | 13:50'16.034 |
| 9 | 37.730 | 18.105 | 33.813 | 36.401 | 2'06.049P | 180,0 | 13:52'22.083 |
| 10 | 28.269 | 17.766 | 33.571 | 36.160 | 1'55.766 | 182,1 | 13:54'17.849 |
| 11 | 28.291 | 17.728 | 33.992 | 36.205 | 1'56.216 | 185,7 | 13:56'14.065 |
| 12 | 28.998 | 18.628 | 34.890 | 37.103 | 1'59.619 | 174,3 | 13:58'13.684 |
| 13 | 28.926 | 18.336 | 34.572 | 36.606 | 1'58.440 | 181,8 | 14:00'12.124 |

| 9° 2 A. CARRION (1'55.466) | | | | | | | |
|----------------------------|--------|--------|--------|--------|-----------|-------|--------------|
| Lap | Seg.1 | Seg.2 | Seg.3 | Seg.4 | Lap Time | km/h | Local Time |
| 1 | | | | | | | 13:30'22.390 |
| 2 | 46.096 | 18.824 | 35.058 | 36.280 | 2'16.258P | 177,1 | 13:32'38.648 |
| 3 | 28.138 | 17.666 | 33.983 | 36.227 | 1'56.014 | 185,7 | 13:34'34.662 |
| 4 | 28.236 | 17.593 | 35.870 | 36.932 | 1'58.631 | 187,9 | 13:36'33.293 |
| 5 | 28.324 | 18.362 | 35.913 | 36.391 | 1'58.990 | 180,6 | 13:38'32.283 |

31/07/2020 P = Pits In/Out - C = Lap Time Cancelled

These data/results cannot be reproduced, stored and/or transmitted in whole or in part by any manner of electronic, mechanical, photocopying, recording, broadcasting or otherwise now known or herein after developed without the previous express consent by the copyright owner, except for reproduction in daily press and regular printed publications on sale to the public within 60 days of the event related to those data/results and always provided that copyright symbol appears together as follows below.

© DORNA WSBK ORGANIZATION Srl 2020



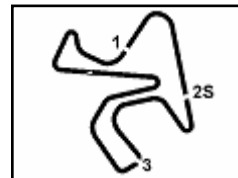
Official Fuel Supplier



Official Tyre Supplier



Official Timekeeper



Pirelli Spanish Round, 31 July - 2 August 2020

Chronological Analysis Free Practice 2nd Session Gr.A

| | | | | | | | | | | | | | | | |
|----|---------------|--------|---------------|---------------|-----------------|-------|--------------|----|--------|--------|--------|--------|----------|-------|--------------|
| 6 | 28.488 | 18.965 | 36.147 | 37.451 | 2'01.051 | 147,6 | 13:40'33.334 | 11 | 32.268 | 23.751 | 36.175 | 37.261 | 2'09.455 | 147,4 | 14:00'33.638 |
| 7 | 28.135 | 17.855 | 33.509 | 35.967 | 1'55.466 | 181,8 | 13:42'28.800 | | | | | | | | |
| 8 | 28.138 | 17.860 | 33.563 | 36.013 | 1'55.574 | 180,3 | 13:44'24.374 | | | | | | | | |
| 9 | 29.561 | 18.839 | 36.421 | 39.835 | 2'04.656 | 170,8 | 13:46'29.030 | | | | | | | | |
| 10 | 28.822 | 18.510 | 35.251 | 5'49.600 | 7'12.183P | 174,1 | 13:53'41.213 | | | | | | | | |
| 11 | 42.090 | 20.376 | 38.913 | 38.923 | 2'20.302P | 163,3 | 13:56'01.515 | | | | | | | | |
| 12 | 28.892 | 18.995 | 37.982 | 40.385 | 2'06.254 | 172,7 | 13:58'07.769 | | | | | | | | |
| 13 | 28.326 | 17.863 | 33.330 | 36.380 | 1'55.899 | 183,6 | 14:00'03.668 | | | | | | | | |

10° 25 A. KROH (1'55.547)

| Lap | Seg.1 | Seg.2 | Seg.3 | Seg.4 | Lap Time | km/h | Local Time |
|-----|---------------|---------------|---------------|---------------|-----------------|--------------|--------------|
| 1 | | | | | | | 13:30'43.791 |
| 2 | 41.700 | 18.266 | 34.028 | 36.447 | 2'10.441P | 184,5 | 13:32'54.232 |
| 3 | 28.453 | 18.400 | 33.983 | 35.973 | 1'56.809 | 177,4 | 13:34'51.041 |
| 4 | 28.911 | 18.038 | 33.950 | 36.040 | 1'56.939 | 178,3 | 13:36'47.980 |
| 5 | 28.456 | 17.906 | 33.612 | 35.849 | 1'55.823 | 183,3 | 13:38'43.803 |
| 6 | 28.222 | 17.819 | 33.633 | 35.873 | 1'55.547 | 185,1 | 13:40'39.350 |
| 7 | 28.573 | 17.997 | 33.774 | 36.186 | 1'56.530 | 179,4 | 13:42'35.880 |
| 8 | 28.429 | 18.033 | 33.956 | 5'54.568 | 7'14.986P | 179,4 | 13:49'50.866 |
| 9 | 46.447 | 18.853 | 33.968 | 36.370 | 2'15.638P | 178,3 | 13:52'06.504 |
| 10 | 28.606 | 18.164 | 33.945 | 36.288 | 1'57.003 | 183,9 | 13:54'03.507 |
| 11 | 28.544 | 18.090 | 34.056 | 36.657 | 1'57.347 | 181,5 | 13:56'00.854 |

11° 22 N. KALININ (1'55.572)

| Lap | Seg.1 | Seg.2 | Seg.3 | Seg.4 | Lap Time | km/h | Local Time |
|-----|---------------|---------------|---------------|---------------|-----------------|--------------|--------------|
| 1 | | | | | | | 13:30'21.168 |
| 2 | 47.769 | 18.269 | 34.344 | 36.353 | 2'16.735P | 182,4 | 13:32'37.903 |
| 3 | 28.448 | 18.151 | 34.789 | 36.349 | 1'57.737 | 179,7 | 13:34'35.640 |
| 4 | 28.327 | 17.945 | 34.129 | 37.005 | 1'57.406 | 185,1 | 13:36'33.046 |
| 5 | 28.441 | 17.951 | 34.240 | 36.380 | 1'57.012 | 184,5 | 13:38'30.058 |
| 6 | 28.769 | 18.055 | 34.011 | 35.874 | 1'56.709 | 178,8 | 13:40'26.767 |
| 7 | 28.312 | 17.834 | 33.778 | 36.276 | 1'56.200 | 185,4 | 13:42'22.967 |
| 8 | 36.312 | 18.245 | 35.108 | 37.370 | 2'07.035 | 181,8 | 13:44'30.002 |
| 9 | 28.461 | 18.182 | 34.314 | 9'00.526 | 10'21.483P | 181,2 | 13:54'51.485 |
| 10 | 40.040 | 18.597 | 34.581 | 39.092 | 2'12.310P | 180,0 | 13:57'03.795 |
| 11 | 28.171 | 17.853 | 33.592 | 35.956 | 1'55.572 | 180,9 | 13:58'59.367 |

12° 44 T. BRAMICH (1'55.619)

| Lap | Seg.1 | Seg.2 | Seg.3 | Seg.4 | Lap Time | km/h | Local Time |
|-----|---------------|---------------|---------------|---------------|-----------------|--------------|--------------|
| 1 | | | | | | | 13:30'21.941 |
| 2 | 46.779 | 18.624 | 34.890 | 36.390 | 2'16.683P | 176,8 | 13:32'38.624 |
| 3 | 28.626 | 17.656 | 34.091 | 36.079 | 1'56.452 | 187,0 | 13:34'35.076 |
| 4 | 28.548 | 17.682 | 33.996 | 36.994 | 1'57.220 | 186,7 | 13:36'32.296 |
| 5 | 28.862 | 18.406 | 35.435 | 37.233 | 1'59.936 | 178,8 | 13:38'32.232 |
| 6 | 28.931 | 18.067 | 33.948 | 36.570 | 1'57.516 | 186,0 | 13:40'29.748 |
| 7 | 28.395 | 17.765 | 33.620 | 36.336 | 1'56.116 | 185,7 | 13:42'25.864 |
| 8 | 32.207 | 18.723 | 36.263 | 37.219 | 2'04.412 | 180,3 | 13:44'30.276 |
| 9 | 28.568 | 17.948 | 34.533 | 8'57.401 | 10'18.450P | 185,1 | 13:54'48.726 |
| 10 | 42.900 | 18.732 | 34.528 | 39.013 | 2'15.173P | 182,1 | 13:57'03.899 |
| 11 | 28.342 | 17.734 | 33.626 | 35.917 | 1'55.619 | 184,5 | 13:58'59.518 |

13° 45 F. MACAN (1'55.625)

| Lap | Seg.1 | Seg.2 | Seg.3 | Seg.4 | Lap Time | km/h | Local Time |
|-----|---------------|---------------|---------------|---------------|-----------------|--------------|--------------|
| 1 | | | | | | | 13:34'27.546 |
| 2 | | | | | 2'20.137 | | 13:36'47.683 |
| 3 | | | | | 1'55.625 | | 13:38'43.308 |
| 4 | | | | | 1'59.150 | | 13:40'42.458 |
| 5 | | | | | 7'03.969P | | 13:47'46.427 |
| 6 | 41.674 | 20.798 | 35.283 | 55.050 | 2'32.805P | 160,7 | 13:50'19.232 |
| 7 | 37.220 | 18.333 | 34.114 | 36.888 | 2'06.555P | 175,2 | 13:52'25.787 |
| 8 | 28.402 | 17.841 | 33.850 | 46.668 | 2'06.761 | 182,1 | 13:54'32.548 |
| 9 | 28.314 | 17.786 | 33.601 | 36.242 | 1'55.943 | 183,0 | 13:56'28.491 |
| 10 | 28.203 | 17.889 | 33.519 | 36.081 | 1'55.692 | 180,9 | 13:58'24.183 |

14° 6 J. BUIS (1'55.699)

| Lap | Seg.1 | Seg.2 | Seg.3 | Seg.4 | Lap Time | km/h | Local Time |
|-----|---------------|---------------|---------------|---------------|-----------------|--------------|--------------|
| 1 | | | | | | | 13:30'24.236 |
| 2 | 43.728 | 19.163 | 34.827 | 36.167 | 2'13.885P | 175,7 | 13:32'38.121 |
| 3 | 28.458 | 17.814 | 33.938 | 36.174 | 1'56.384 | 187,6 | 13:34'34.505 |
| 4 | 28.216 | 17.554 | 34.133 | 40.205 | 2'00.108 | 189,9 | 13:36'34.613 |
| 5 | 28.281 | 17.479 | 33.853 | 36.099 | 1'55.712 | 191,8 | 13:38'30.325 |
| 6 | 28.539 | 17.699 | 33.418 | 36.043 | 1'55.699 | 184,8 | 13:40'26.024 |
| 7 | 28.706 | 18.225 | 34.307 | 9'13.139 | 10'34.377P | 178,6 | 13:51'00.401 |
| 8 | 49.808 | 18.856 | 34.913 | 2'34.518 | 4'18.095P | 182,4 | 13:55'18.496 |
| 9 | 36.380 | 18.216 | 34.432 | 36.631 | 2'05.659P | 184,5 | 13:57'24.155 |
| 10 | 28.732 | 17.864 | 33.599 | 36.519 | 1'56.714 | 186,0 | 13:59'20.869 |

15° 3 M. GAGGI (1'55.966)

| Lap | Seg.1 | Seg.2 | Seg.3 | Seg.4 | Lap Time | km/h | Local Time |
|-----|---------------|---------------|---------------|---------------|-----------------|--------------|--------------|
| 1 | | | | | | | 13:30'36.875 |
| 2 | 41.526 | 19.122 | 35.174 | 37.306 | 2'13.128P | 179,4 | 13:32'50.003 |
| 3 | 29.170 | 18.036 | 34.781 | 36.885 | 1'58.872 | 181,5 | 13:34'48.875 |
| 4 | 28.618 | 17.882 | 35.770 | 36.840 | 1'59.110 | 183,6 | 13:36'47.985 |
| 5 | 28.910 | 17.761 | 34.063 | 36.593 | 1'57.327 | 186,7 | 13:38'45.312 |
| 6 | 28.681 | 17.934 | 33.990 | 36.541 | 1'57.146 | 182,7 | 13:40'42.458 |
| 7 | 32.058 | 18.929 | 35.895 | 6'15.801 | 7'42.683P | 173,3 | 13:48'25.141 |
| 8 | 49.945 | 19.717 | 38.916 | 38.206 | 2'26.784P | 174,9 | 13:50'51.925 |
| 9 | 29.182 | 18.276 | 34.091 | 36.349 | 1'57.898 | 176,0 | 13:52'49.823 |
| 10 | 28.458 | 17.838 | 34.099 | 36.479 | 1'56.874 | 182,7 | 13:54'46.697 |
| 11 | 29.525 | 18.144 | 33.843 | 36.356 | 1'57.868 | 180,3 | 13:56'44.565 |
| 12 | 28.464 | 17.668 | 33.613 | 36.221 | 1'55.966 | 187,6 | 13:58'40.531 |
| 13 | 28.733 | 17.952 | 34.712 | 36.484 | 1'57.881 | 183,6 | 14:00'38.412 |

16° 30 G. VAN STRAALLEN (1'56.012)

| Lap | Seg.1 | Seg.2 | Seg.3 | Seg.4 | Lap Time | km/h | Local Time |
|-----|---------------|---------------|---------------|---------------|-----------------|--------------|--------------|
| 1 | | 18.245 | 34.398 | 38.565 | | 177,7 | 13:32'31.256 |
| 2 | 29.020 | 17.942 | 35.148 | 37.450 | 1'59.560 | 178,6 | 13:34'30.816 |
| 3 | 30.919 | 18.103 | 34.530 | 37.249 | 2'00.801 | 178,8 | 13:36'31.617 |
| 4 | 29.261 | 18.315 | 34.664 | 36.503 | 1'58.743 | 182,1 | 13:38'30.360 |
| 5 | 28.609 | 17.921 | 33.718 | 35.764 | 1'56.012 | 183,0 | 13:40'26.372 |
| 6 | 28.399 | 18.115 | 35.831 | 4'43.007 | 6'05.352P | 177,1 | 13:46'31.724 |
| 7 | 36.342 | 17.992 | 34.143 | 36.585 | 2'05.062P | 179,1 | 13:48'36.786 |
| 8 | 38.626 | 18.592 | 35.193 | 57.982 | 2'30.393P | 169,3 | 13:51'07.179 |
| 9 | 43.251 | 18.817 | 34.832 | 58.462 | 2'35.362P | 178,8 | 13:53'42.541 |
| 10 | 50.484 | 17.850 | 37.237 | 36.945 | 2'22.516P | 180,9 | 13:56'05.057 |
| 11 | 28.620 | 18.204 | 37.384 | 37.208 | 2'01.416 | 179,7 | 13:58'06.473 |
| 12 | 28.558 | 17.917 | 33.810 | 37.115 | 1'57.400 | 180,6 | 14:00'03.873 |

17° 17 K. MEUFFELS (1'56.061)

| Lap | Seg.1 | Seg.2 | Seg.3 | Seg.4 | Lap Time | km/h | Local Time |
|-----|---------------|---------------|---------------|---------------|-----------------|--------------|--------------|
| 1 | | | | | | | 13:30'24.306 |
| 2 | 43.908 | 18.616 | 36.206 | 36.344 | 2'15.074P | 180,9 | 13:32'39.380 |
| 3 | 28.582 | 17.548 | 34.062 | 36.171 | 1'56.363 | 194,5 | 13:34'35.743 |
| 4 | 28.403 | 17.649 | 33.865 | 36.144 | 1'56.061 | 189,5 | 13:36'31.804 |
| 5 | 29.175 | 17.992 | 35.796 | 36.928 | 1'59.891 | 184,8 | 13:38'31.695 |
| 6 | 28.960 | 17.608 | 33.655 | 6'37.579 | 7'57.802P | 191,2 | 13:46'29.497 |

18° 4 C. STANGE (1'56.222)

| Lap | Seg.1 | Seg.2 | Seg.3 | Seg.4 | Lap Time | km/h | Local Time |
|-----|--------|---------------|---------------|---------------|-----------------|--------------|--------------|
| 1 | | | | | | | 13:31'06.481 |
| 2 | 38.587 | 18.346 | 33.878 | 36.167 | 2'06.978P | 182,1 | 13:33'13.459 |
| 3 | 28.313 | 17.919 | 33.852 | 36.138 | 1'56.222 | 181,5 | 13:35'09.681 |

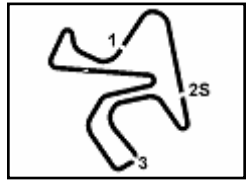
31/07/2020

P = Pits In/Out - C = Lap Time Cancelled

These data/results cannot be reproduced, stored and/or transmitted in whole or in part by any manner of electronic, mechanical, photocopying, recording, broadcasting or otherwise now known or herein after developed without the previous express consent by the copyright owner, except for reproduction in daily press and regular printed publications on sale to the public within 60 days of the event related to those data/results and always provided that copyright symbol appears together as follows below.

© DORNA WSBK ORGANIZATION Srl 2020





Pirelli Spanish Round, 31 July - 2 August 2020
Chronological Analysis Free Practice 2nd Session Gr.A

Jerez 4.423 m

3 / 3

| 19° 26 M. GENNAI (1'56.283) | | | | | | | |
|-----------------------------|---------------|---------------|---------------|---------------|-----------------|--------------|--------------|
| Lap | Seg.1 | Seg.2 | Seg.3 | Seg.4 | Lap Time | km/h | Local Time |
| 1 | | | | | | | 13:30'39.175 |
| 2 | 39.686 | 18.714 | 34.840 | 37.588 | 2'10.828P | 176,3 | 13:32'50.003 |
| 3 | 29.283 | 17.959 | 34.810 | 37.153 | 1'59.205 | 180,9 | 13:34'49.208 |
| 4 | 28.598 | 17.599 | 34.090 | 36.857 | 1'57.144 | 184,2 | 13:36'46.352 |
| 5 | 28.583 | 17.877 | 34.015 | 36.844 | 1'57.319 | 181,8 | 13:38'43.671 |
| 6 | 28.621 | 17.611 | 33.901 | 36.184 | 1'56.317 | 185,4 | 13:40'39.988 |
| 7 | 28.639 | 17.733 | 33.724 | 36.187 | 1'56.283 | 180,9 | 13:42'36.271 |
| 8 | 28.150 | 17.873 | 33.789 | 6'26.866 | 7'46.678P | 178,8 | 13:50'22.949 |
| 9 | 37.540 | 18.335 | 34.571 | 36.994 | 2'07.440P | 174,6 | 13:52'30.389 |
| 10 | 28.723 | 18.103 | 34.117 | 36.763 | 1'57.706 | 175,4 | 13:54'28.089 |
| 11 | 28.923 | 18.066 | 34.323 | 36.646 | 1'57.958 | 175,7 | 13:56'26.053 |
| 12 | 28.715 | 18.218 | 34.100 | 36.587 | 1'57.620 | 176,0 | 13:58'23.673 |
| 13 | 28.880 | 18.169 | 34.224 | 36.670 | 1'57.943 | 176,0 | 14:00'21.616 |

| 23° 24 D. BLIN (1'57.556) | | | | | | | |
|---------------------------|---------------|---------------|---------------|---------------|-----------------|--------------|--------------|
| Lap | Seg.1 | Seg.2 | Seg.3 | Seg.4 | Lap Time | km/h | Local Time |
| 1 | | | | | | | 13:37'37.753 |
| 2 | 44.963 | 18.662 | 34.927 | 1'20.023 | 2'58.575P | 173,8 | 13:40'36.328 |
| 3 | 38.334 | 19.256 | 35.607 | 1'00.677 | 2'33.874P | 165,5 | 13:43'10.202 |
| 4 | 48.883 | 18.352 | 34.384 | 37.330 | 2'18.949P | 175,4 | 13:45'29.151 |
| 5 | 28.650 | 18.269 | 34.190 | 36.686 | 1'57.795 | 177,1 | 13:47'26.946 |
| 6 | 28.703 | 18.184 | 34.205 | 36.464 | 1'57.556 | 175,2 | 13:49'24.502 |
| 7 | 29.511 | 20.020 | 36.000 | 2'41.972 | 4'07.503P | 161,2 | 13:53'32.005 |
| 8 | 51.508 | 20.665 | 44.241 | 36.915 | 2'33.329P | 162,6 | 13:56'05.334 |
| 9 | 28.551 | 18.008 | 37.541 | 37.552 | 2'01.652 | 182,4 | 13:58'06.986 |
| 10 | 28.276 | 17.713 | 33.572 | 38.297 | 1'57.858 | 187,0 | 14:00'04.844 |

| 20° 72 A. DIAZ (1'56.733) | | | | | | | |
|---------------------------|---------------|---------------|---------------|---------------|-----------------|--------------|--------------|
| Lap | Seg.1 | Seg.2 | Seg.3 | Seg.4 | Lap Time | km/h | Local Time |
| 1 | | | | | | | 13:30'24.697 |
| 2 | 45.676 | 18.378 | 34.598 | 36.950 | 2'15.602P | 180,6 | 13:32'40.299 |
| 3 | 28.801 | 18.056 | 34.081 | 36.542 | 1'57.480 | 180,9 | 13:34'37.779 |
| 4 | 28.670 | 18.133 | 34.014 | 36.472 | 1'57.289 | 178,8 | 13:36'35.068 |
| 5 | 28.438 | 17.883 | 34.017 | 36.395 | 1'56.733 | 182,1 | 13:38'31.801 |
| 6 | 28.534 | 17.930 | 33.810 | 36.550 | 1'56.824 | 185,4 | 13:40'28.625 |
| 7 | 28.458 | 17.852 | 33.917 | 6'28.394 | 7'48.621P | 181,5 | 13:48'17.246 |
| 8 | 39.819 | 20.159 | 34.612 | 56.079 | 2'30.669P | 171,6 | 13:50'47.915 |
| 9 | 36.637 | 18.259 | 34.135 | 36.890 | 2'05.921P | 180,6 | 13:52'53.836 |
| 10 | 28.671 | 18.141 | 33.940 | 36.866 | 1'57.618 | 179,1 | 13:54'51.454 |
| 11 | 28.578 | 18.084 | 34.002 | 36.627 | 1'57.291 | 180,3 | 13:56'48.745 |
| 12 | 28.613 | 18.019 | 33.784 | 36.427 | 1'56.843 | 180,3 | 13:58'45.588 |
| 13 | 28.722 | 19.681 | 36.190 | 36.869 | 2'01.462 | 145,9 | 14:00'47.050 |

| 24° 20 G. MATERN (1'57.636) | | | | | | | |
|-----------------------------|---------------|---------------|---------------|---------------|-----------------|--------------|--------------|
| Lap | Seg.1 | Seg.2 | Seg.3 | Seg.4 | Lap Time | km/h | Local Time |
| 1 | | | | | | | 13:30'49.073 |
| 2 | 37.715 | 18.647 | 34.973 | 37.290 | 2'08.625P | 176,3 | 13:32'57.698 |
| 3 | 28.858 | 18.187 | 33.957 | 36.714 | 1'57.716 | 176,8 | 13:34'55.414 |
| 4 | 28.596 | 17.981 | 34.211 | 36.848 | 1'57.636 | 181,5 | 13:36'53.050 |
| 5 | 32.827 | 19.519 | 37.257 | 2'05.841 | 3'35.444P | 169,3 | 13:40'28.494 |
| 6 | 40.859 | 18.108 | 34.118 | 36.584 | 2'09.669P | 179,7 | 13:42'38.163 |

| 21° 46 S. DI SORA (1'56.836) | | | | | | | |
|------------------------------|---------------|---------------|---------------|---------------|-----------------|--------------|--------------|
| Lap | Seg.1 | Seg.2 | Seg.3 | Seg.4 | Lap Time | km/h | Local Time |
| 1 | | | | | | | 13:30'16.292 |
| 2 | 41.851 | 18.623 | 35.674 | 37.405 | 2'13.553P | 183,0 | 13:32'29.845 |
| 3 | 28.851 | 18.076 | 34.251 | 36.507 | 1'57.685 | 184,8 | 13:34'27.530 |
| 4 | 28.818 | 18.100 | 34.148 | 36.483 | 1'57.549 | | 13:36'25.079 |
| 5 | 28.956 | 18.277 | 39.212 | 41.888 | 2'08.333 | | 13:38'33.412 |
| 6 | 28.557 | 17.853 | 33.929 | 36.497 | 1'56.836 | | 13:40'30.248 |
| 7 | 28.397 | 17.859 | 33.873 | 2'37.037 | 3'57.166P | 186,0 | 13:44'27.414 |
| 8 | 35.992 | 18.096 | 34.218 | 36.729 | 2'05.035P | | 13:46'32.449 |
| 9 | 28.694 | 18.074 | 33.961 | 36.302 | 1'57.031 | | 13:48'29.480 |
| 10 | 28.633 | 18.243 | 34.312 | 4'29.186 | 5'50.374P | | 13:54'19.854 |
| 11 | 42.984 | 18.486 | 34.623 | 37.175 | 2'13.268P | | 13:56'33.122 |
| 12 | 29.009 | 18.482 | 43.337 | 36.388 | 2'07.216 | | 13:58'40.338 |
| 13 | 28.714 | 18.108 | 34.147 | 36.638 | 1'57.607 | | 14:00'37.945 |

| 25° 18 I. OFFER (1'59.870) | | | | | | | |
|----------------------------|---------------|---------------|---------------|---------------|-----------------|--------------|--------------|
| Lap | Seg.1 | Seg.2 | Seg.3 | Seg.4 | Lap Time | km/h | Local Time |
| 1 | | | | | | | 13:30'27.057 |
| 2 | 49.025 | 19.145 | 37.083 | 39.046 | 2'24.299P | 176,6 | 13:32'51.356 |
| 3 | 29.310 | 20.832 | 35.209 | 37.140 | 2'02.491 | 174,6 | 13:34'53.847 |
| 4 | 29.286 | 18.730 | 35.130 | 36.908 | 2'00.054 | 175,4 | 13:36'53.901 |
| 5 | 29.556 | 18.441 | 36.627 | 3'28.579 | 4'53.203P | 177,4 | 13:41'47.104 |
| 6 | 46.207 | 20.257 | 37.317 | 38.510 | 2'22.291P | 149,8 | 13:44'09.395 |
| 7 | 29.648 | 19.863 | 36.387 | 37.716 | 2'03.614 | 161,9 | 13:46'13.009 |
| 8 | 29.463 | 18.489 | 35.056 | 37.473 | 2'00.481 | 173,5 | 13:48'13.490 |
| 9 | 29.227 | 18.430 | 34.985 | 37.321 | 1'59.963 | 175,4 | 13:50'13.453 |
| 10 | 29.413 | 18.622 | 34.770 | 37.566 | 2'00.371 | 173,8 | 13:52'13.824 |
| 11 | 29.306 | 18.408 | 34.888 | 37.268 | 1'59.870 | 177,4 | 13:54'13.694 |
| 12 | 30.566 | 19.390 | 37.422 | 3'06.290 | 4'33.668P | 176,6 | 13:58'47.362 |
| 13 | 36.417 | 19.388 | 35.813 | 37.544 | 2'09.162P | 169,8 | 14:00'56.524 |

| 22° 66 E. MCGLINCHY (1'56.975) | | | | | | | |
|--------------------------------|---------------|---------------|---------------|---------------|-----------------|--------------|--------------|
| Lap | Seg.1 | Seg.2 | Seg.3 | Seg.4 | Lap Time | km/h | Local Time |
| 1 | | | | | | | 13:30'10.604 |
| 2 | 44.309 | 19.486 | 37.941 | 38.677 | 2'20.413P | 175,7 | 13:32'31.017 |
| 3 | 29.660 | 18.239 | 34.730 | 37.023 | 1'59.652 | 181,8 | 13:34'30.669 |
| 4 | 29.944 | 18.480 | 35.161 | 38.219 | 2'01.804 | 177,4 | 13:36'32.473 |
| 5 | 28.807 | 18.166 | 34.647 | 37.310 | 1'58.930 | 183,9 | 13:38'31.403 |
| 6 | 28.773 | 18.018 | 34.353 | 36.962 | 1'58.106 | 181,5 | 13:40'29.509 |
| 7 | 28.505 | 18.049 | 33.874 | 36.547 | 1'56.975 | 186,0 | 13:42'26.484 |
| 8 | 29.300 | 19.143 | 34.242 | 36.771 | 1'59.456 | 172,4 | 13:44'25.940 |
| 9 | 30.136 | 18.669 | 34.904 | 3'33.017 | 4'56.726P | 176,8 | 13:49'22.666 |
| 10 | 45.656 | 19.337 | 36.114 | 38.477 | 2'19.584P | 174,1 | 13:51'42.250 |
| 11 | 29.128 | 18.308 | 34.306 | 36.890 | 1'58.632 | 178,8 | 13:53'40.882 |
| 12 | 31.947 | 19.662 | 38.454 | 40.454 | 2'10.517 | 174,3 | 13:55'51.399 |
| 13 | 31.322 | 19.392 | 39.483 | 39.661 | 2'09.858 | 174,3 | 13:58'01.257 |

| 26° 77 L. GRUAU (2'01.288) | | | | | | | |
|----------------------------|---------------|---------------|---------------|---------------|-----------------|--------------|--------------|
| Lap | Seg.1 | Seg.2 | Seg.3 | Seg.4 | Lap Time | km/h | Local Time |
| 1 | | | | | | | 13:30'48.427 |
| 2 | 41.040 | 19.201 | 36.974 | 38.420 | 2'15.635P | 177,7 | 13:33'04.062 |
| 3 | 30.092 | 18.752 | 36.091 | 38.383 | 2'03.318 | 178,0 | 13:35'07.380 |
| 4 | 30.094 | 18.609 | 36.131 | 38.205 | 2'03.039 | 178,0 | 13:37'10.419 |
| 5 | 30.133 | 18.921 | 35.981 | 38.368 | 2'03.403 | 177,1 | 13:39'13.822 |
| 6 | 30.335 | 18.936 | 35.938 | 38.036 | 2'03.245 | 175,7 | 13:41'17.067 |
| 7 | 30.122 | 18.585 | 35.845 | 38.445 | 2'02.997 | 178,0 | 13:43'20.064 |
| 8 | 30.141 | 18.772 | 36.083 | 3'52.586 | 5'17.582P | 176,6 | 13:48'37.646 |
| 9 | 42.069 | 19.192 | 36.271 | 38.713 | 2'16.245P | 174,9 | 13:50'53.891 |
| 10 | 30.008 | 18.898 | 35.847 | 38.236 | 2'02.989 | 176,8 | 13:52'56.880 |
| 11 | 30.028 | 18.708 | 35.823 | 38.078 | 2'02.637 | 177,7 | 13:54'59.517 |
| 12 | 30.023 | 18.683 | 35.694 | 38.020 | 2'02.420 | 178,3 | 13:57'01.937 |
| 13 | 29.885 | 18.625 | 34.982 | 37.796 | 2'01.288 | 181,5 | 13:59'03.225 |
| 14 | 30.083 | 18.865 | 36.177 | 38.409 | 2'03.534 | 178,0 | 14:01'06.759 |

31/07/2020 P = Pits In/Out - C = Lap Time Cancelled

These data/results cannot be reproduced, stored and/or transmitted in whole or in part by any manner of electronic, mechanical, photocopying, recording, broadcasting or otherwise now known or herein after developed without the previous express consent by the copyright owner, except for reproduction in daily press and regular printed publications on sale to the public within 60 days of the event related to those data/results and always provided that copyright symbol appears together as follows below.

© DORNA WSBK ORGANIZATION Srl 2020

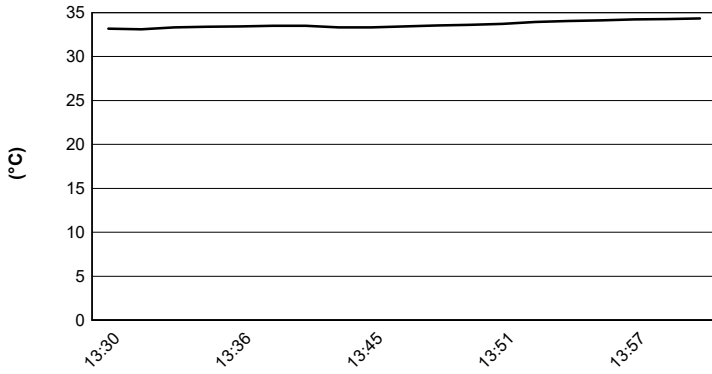




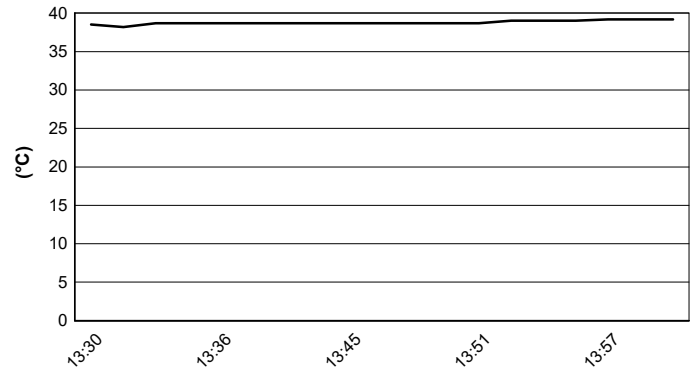
Jerez 4.423 m

Pirelli Spanish Round, 31 July - 2 August 2020
Weather Report Free Practice 2nd Session Gr.A
 Session started 13:30 - Session ended 14:01

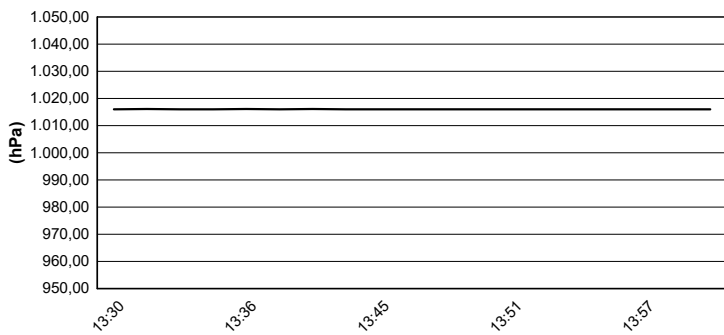
Air Temperature



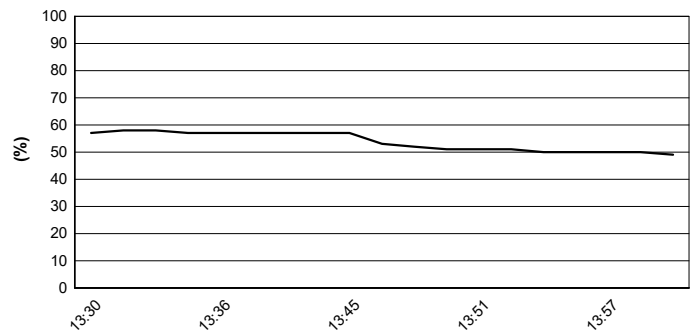
Track Temperature



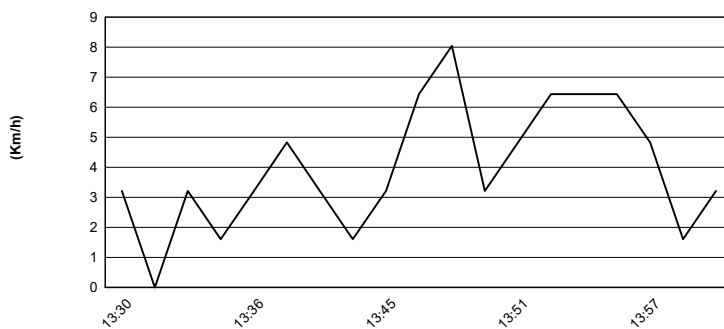
Air Pressure



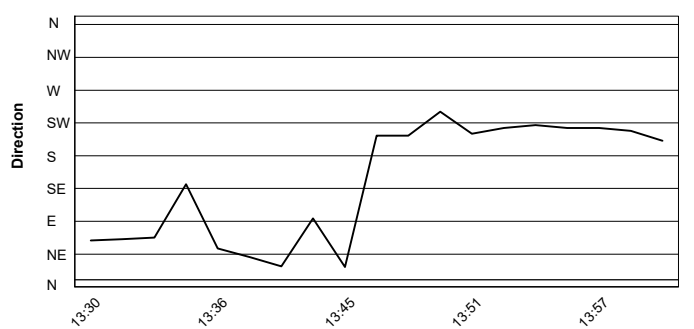
Humidity



Wind Speed



Wind Direction



31/07/2020

These data/results cannot be reproduced, stored and/or transmitted in whole or in part by any manner of electronic, mechanical, photocopying, recording, broadcasting or otherwise now known or herein after developed without the previous express consent by the copyright owner, except for reproduction in daily press and regular printed publications on sale to the public within 60 days of the event related to those data/results and always provided that copyright symbol appears together as follows below.

© DORNA WSBK ORGANIZATION Srl 2020



Official Fuel Supplier



FICR PERUGIA TIMING

Official Tyre Supplier



Official Timekeeper



Pirelli Spanish Round, 31 July - 2 August 2020

Best Laps & Speeds Gr.A

| No. | Rider Bike | Nat | Best Lap | | FP1 | | FP2 | | | | | | | | | | | | |
|-----|--|-----|----------|----------|----------|----------|----------|----------|--|--|--|--|--|--|--|--|--|--|--|
| | | | LL | SPD | LL | SPD | LL | SPD | | | | | | | | | | | |
| 1 | 8 M. PEREZ Kawasaki Ninja 400 | ESP | 1'53.609 | 20 187,9 | 1'53.609 | 8 187,9 | 1'54.630 | 12 186,9 | | | | | | | | | | | |
| 2 | 10 U. ORRADRE Yamaha YZF-R3 | ESP | 1'53.770 | 21 188,2 | 1'53.770 | 12 188,2 | 1'55.169 | 9 187,3 | | | | | | | | | | | |
| 3 | 88 B. IERACI Kawasaki Ninja 400 | ITA | 1'54.338 | 20 188,8 | 1'54.338 | 11 188,8 | 1'54.585 | 9 186,0 | | | | | | | | | | | |
| 4 | 84 K. ALOISI Yamaha YZF-R3 | ITA | 1'54.476 | 26 188,8 | 1'55.107 | 14 188,8 | 1'54.476 | 12 186,0 | | | | | | | | | | | |
| 5 | 6 J. BUIS Kawasaki Ninja 400 | NED | 1'54.581 | 22 197,3 | 1'54.581 | 13 197,3 | 1'55.699 | 9 191,8 | | | | | | | | | | | |
| 6 | 22 N. KALININ Kawasaki Ninja 400 | UKR | 1'54.589 | 24 189,5 | 1'54.589 | 14 189,5 | 1'55.572 | 10 185,4 | | | | | | | | | | | |
| 7 | 7 J. GIMBERT Kawasaki Ninja 400 | FRA | 1'54.631 | 23 190,5 | 1'54.631 | 13 190,5 | 1'55.189 | 10 186,6 | | | | | | | | | | | |
| 8 | 41 J. JAHNIG KTM RC 390 R | GER | 1'54.679 | 20 189,5 | 1'54.679 | 8 189,5 | 1'55.382 | 12 185,7 | | | | | | | | | | | |
| 9 | 4 C. STANGE KTM RC 390 R | GER | 1'54.967 | 14 192,5 | 1'54.967 | 12 192,5 | 1'56.222 | 2 182,0 | | | | | | | | | | | |
| 10 | 17 K. MEUFFELS Kawasaki Ninja 400 | NED | 1'55.180 | 18 194,5 | 1'55.180 | 13 193,8 | 1'56.061 | 5 194,5 | | | | | | | | | | | |
| 11 | 9 P. GRASSIA Yamaha YZF-R3 | ITA | 1'55.224 | 23 188,2 | 1'55.919 | 11 188,2 | 1'55.224 | 12 185,7 | | | | | | | | | | | |
| 12 | 46 S. DI SORA Kawasaki Ninja 400 | FRA | 1'55.240 | 24 190,1 | 1'55.240 | 12 190,1 | 1'56.836 | 12 186,0 | | | | | | | | | | | |
| 13 | 27 F. ROVELLI Kawasaki Ninja 400 | ITA | 1'55.270 | 19 186,9 | 1'55.312 | 10 186,9 | 1'55.270 | 9 185,4 | | | | | | | | | | | |
| 14 | 2 A. CARRION Kawasaki Ninja 400 | ESP | 1'55.281 | 23 190,8 | 1'55.281 | 11 190,8 | 1'55.466 | 12 187,9 | | | | | | | | | | | |
| 15 | 25 A. KROH Yamaha YZF-R3 | GER | 1'55.547 | 24 189,5 | 1'55.772 | 14 189,5 | 1'55.547 | 10 185,1 | | | | | | | | | | | |
| 16 | 44 T. BRAMICH Kawasaki Ninja 400 | AUS | 1'55.619 | 24 190,5 | 1'56.046 | 14 190,5 | 1'55.619 | 10 186,9 | | | | | | | | | | | |
| 17 | 45 F. MACAN Yamaha YZF-R3 | BRA | 1'55.625 | 23 187,9 | 1'55.683 | 13 187,9 | 1'55.625 | 10 182,9 | | | | | | | | | | | |
| 18 | 30 G. VAN STRAALEN Yamaha YZF-R3 | NED | 1'55.854 | 19 186,6 | 1'55.854 | 8 186,6 | 1'56.012 | 11 182,9 | | | | | | | | | | | |
| 19 | 3 M. GAGGI Yamaha YZF-R3 | ITA | 1'55.966 | 24 188,2 | 1'56.482 | 12 188,2 | 1'55.966 | 12 187,6 | | | | | | | | | | | |
| 20 | 26 M. GENNAI Yamaha YZF-R3 | ITA | 1'56.283 | 25 185,4 | 1'56.484 | 13 185,1 | 1'56.283 | 12 185,4 | | | | | | | | | | | |
| 21 | 72 A. DIAZ Yamaha YZF-R3 | ESP | 1'56.733 | 23 185,4 | 1'57.405 | 11 182,9 | 1'56.733 | 12 185,4 | | | | | | | | | | | |
| 22 | 66 E. MCGLINCHEY Kawasaki Ninja 400 | GBR | 1'56.975 | 27 186,0 | 1'58.760 | 14 186,0 | 1'56.975 | 13 186,0 | | | | | | | | | | | |
| 23 | 20 G. MATERN Yamaha YZF-R3 | FRA | 1'57.405 | 18 183,8 | 1'57.405 | 13 183,8 | 1'57.636 | 5 181,4 | | | | | | | | | | | |
| 24 | 24 D. BLIN Yamaha YZF-R3 | POL | 1'57.556 | 12 186,9 | 1'59.144 | 3 | 1'57.556 | 9 186,9 | | | | | | | | | | | |
| 25 | 18 I. OFFER Kawasaki Ninja 400 | GBR | 1'59.410 | 24 185,7 | 1'59.410 | 12 185,7 | 1'59.870 | 12 177,4 | | | | | | | | | | | |

31/07/2020

These data/results cannot be reproduced, stored and/or transmitted in whole or in part by any manner of electronic, mechanical, photocopying, recording, broadcasting or otherwise now known or herein after developed without the previous express consent by the copyright owner, except for reproduction in daily press and regular printed publications on sale to the public within 60 days of the event related to those data/results and always provided that copyright symbol appears together as follows below.

© DORNA WSBK ORGANIZATION Srl 2020





Jerez 4.423 m

Pirelli Spanish Round, 31 July - 2 August 2020
Best Laps & Speeds Gr.A

| No. | Rider | Bike | Nat | Best Lap | | FP1 | | FP2 | | | | | | | | |
|-----|-------------|--------------------|-----|-----------------|----------|----------|-----------------|-----------------|----------|--|--|--|--|--|--|--|
| | | | | LL | SPD | LL | SPD | LL | SPD | | | | | | | |
| 26 | 77 L. GRUAU | Kawasaki Ninja 400 | FRA | 2'01.288 | 25 182,3 | 2'02.821 | 12 182,3 | 2'01.288 | 13 181,4 | | | | | | | |

31/07/2020

These data/results cannot be reproduced, stored and/or transmitted in whole or in part by any manner of electronic, mechanical, photocopying, recording, broadcasting or otherwise now known or herein after developed without the previous express consent by the copyright owner, except for reproduction in daily press and regular printed publications on sale to the public within 60 days of the event related to those data/results and always provided that copyright symbol appears together as follows below.

© DORNA WSBK ORGANIZATION Srl 2020

