



## Pirelli Spanish Round, 31 July - 2 August 2020

### Results Free Practice 2nd Session Gr.B

Jerez 4.423 m

1 / 2

No.	Rider	Nat	Team	Bike	Class	Time	Gap	Rel.	Laps	Speed	
										Avg	Max
1	69 T. BOOTH-AMOS	GBR	RT Motorsports by SKM - Kawasaki	Kawasaki Ninja 400	B	<b>1'53.756</b>			13	139,973	<b>192,8</b>
2	95 S. DEROUÉ	NED	MTM Kawasaki MOTOPOST	Kawasaki Ninja 400	B	<b>1'54.001</b>	0.245	0.245	11	139,672	<b>193,8</b>
3	64 H. DE CANCELLIS	FRA	Team TRASIMENO	Yamaha YZF-R3	B	<b>1'54.043</b>	0.287	0.042	13	139,621	<b>188,3</b>
4	61 Y. OKAYA	JPN	MTM Kawasaki MOTOPOST	Kawasaki Ninja 400	B	<b>1'54.113</b>	0.357	0.070	12	139,535	<b>193,5</b>
5	83 M. KAWAKAMI	BRA	Team Brasil AD 78	Yamaha YZF-R3	B	<b>1'54.148</b>	0.392	0.035	9	139,493	<b>188,6</b>
6	71 T. EDWARDS	AUS	Kawasaki ParkinGO Team	Kawasaki Ninja 400	B	<b>1'54.244</b>	0.488	0.096	7	139,375	<b>186,4</b>
7	11 A. CARRASCO	ESP	Kawasaki Provec WorldSSP300	Kawasaki Ninja 400	B	<b>1'54.408</b>	0.652	0.164	11	139,176	<b>188,9</b>
8	85 K. SABATUCCI	ITA	Kawasaki GP Project	Kawasaki Ninja 400	B	<b>1'54.579</b>	0.823	0.171	8	138,968	<b>189,2</b>
9	54 B. SOFUOGLU	TUR	Biblion Motox Racing Yamaha WSSP300	Yamaha YZF-R3	B	<b>1'54.808</b>	1.052	0.229	11	138,691	<b>190,2</b>
10	48 T. BRIANTI	ITA	Prodina Ircos Team WorldSSP300	Kawasaki Ninja 400	B	<b>1'54.814</b>	1.058	0.006	12	138,683	<b>192,2</b>
11	58 I. IGLESIAS	ESP	Scuderia Maranga Racing	Kawasaki Ninja 400	B	<b>1'55.239</b>	1.483	0.425	9	138,172	<b>188,6</b>
12	15 A. COPPOLA	ITA	Kawasaki GP Project	Kawasaki Ninja 400	B	<b>1'55.449</b>	1.693	0.210	10	137,921	<b>189,9</b>
13	87 T. KAWAKAMI	BRA	Yamaha MS Racing	Yamaha YZF-R3	B	<b>1'55.461</b>	1.705	0.012	11	137,906	<b>188,3</b>
14	23 S. MARKARIAN	FRA	Yamaha MS Racing	Yamaha YZF-R3	B	<b>1'55.547</b>	1.791	0.086	6	137,804	<b>188,3</b>
15	52 O. KÖNIG	CZE	Freudenberg KTM Junior Team	KTM RC 390 R	B	<b>1'55.730</b>	1.974	0.183	10	137,586	<b>188,6</b>
16	98 T. BERCOT	FRA	ProGP Racing	Yamaha YZF-R3	B	<b>1'55.985</b>	2.229	0.255	12	137,283	<b>181,8</b>
17	14 E. DE LA VEGA	FRA	Machaco Came SBK	Yamaha YZF-R3	B	<b>1'56.152</b>	2.396	0.167	13	137,086	<b>186,0</b>
18	80 G. MASTROLUCA	ITA	GP Project	Kawasaki Ninja 400	B	<b>1'56.248</b>	2.492	0.096	8	136,973	<b>182,1</b>
19	97 M. KAPPLER	GER	Freudenberg KTM WorldSSP Team	KTM RC 390 R	B	<b>1'56.322</b>	2.566	0.074	12	136,886	<b>187,9</b>
20	16 E. VOCINO	ITA	Gradaracorse	Kawasaki Ninja 400	B	<b>1'56.500</b>	2.744	0.178	12	136,676	<b>180,3</b>
21	68 J. IOVERNO	ITA	Scuderia Maranga Racing	Kawasaki Ninja 400	B	<b>1'56.575</b>	2.819	0.075	12	136,588	<b>183,9</b>
22	73 J. PEREZ GONZALEZ	ESP	Machaco Came SBK	Yamaha YZF-R3	B	<b>1'56.784</b>	3.028	0.209	8	136,344	<b>183,9</b>
23	93 A. QUINET	FRA	TGP Racing	Kawasaki Ninja 400	B	<b>1'56.810</b>	3.054	0.026	11	136,314	<b>187,6</b>
24	12 R. DORE	FRA	Doré Racing Team	Yamaha YZF-R3	B	<b>1'57.494</b>	3.738	0.684	14	135,520	<b>181,2</b>
25	63 M. HRAVA	CZE	ACCR Czech Talent Team - Willi Race	Kawasaki Ninja 400	B	<b>1'57.862</b>	4.106	0.368	12	135,097	<b>182,4</b>
26	47 M. CERVENKA	CZE	Smrz Racing - Willi Race	Kawasaki Ninja 400	B	<b>1'58.294</b>	4.538	0.432	12	134,604	<b>183,3</b>
----- Out 107% in this Session -----											
27	94 S. SANCHEZ TAMAYO	ESP	ProGP Racing	Yamaha YZF-R3	B				0		

Qualifying Lap Time (107% of 1'53.756): 2'01.720

AIR	Humidity:	47%	Temp:	35°C
TRACK	Condition:	Dry	Temp:	37°C

Records	Pole (SP)	2019 V.Steeman	1'52.199	141,920	Km/h
	Race (RC2)	2019 K.Meuffels	1'52.778	141,190	Km/h
	All Times (SP)	2019 V.Steeman	1'52.199	141,920	Km/h

Start 31/07/2020 14:15 End 14:47 The results are provisional until the end of the time limit for protests and appeals and the completion of the technical checks.

These data/results cannot be reproduced, stored and/or transmitted in whole or in part by any manner of electronic, mechanical, photocopying, recording, broadcasting or otherwise now known or herein after developed without the previous express consent by the copyright owner, except for reproduction in daily press and regular printed publications on sale to the public within 60 days of the event related to those data/results and always provided that copyright symbol appears together as follows below.

© DORNA WSBK ORGANIZATION Srl 2020



Official Fuel Supplier

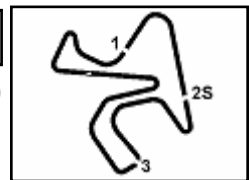


PIRELLI

Official Tyre Supplier



Official Timekeeper



**Pirelli Spanish Round, 31 July - 2 August 2020**  
**Results Free Practice 2nd Session Gr.B**

**Session Highlights**

Local Time	No. Rider	Description
14.15.00		Start
14.26.47	85 K. SABATUCCI	Current Lap Cancelled - Exceeded Track Limits - Turn 11
14.27.19	68 J. IOVERNO	Lap Cancelled (2'11.018) - Exceeded Track Limits - Turn 13
14.29.15	68 J. IOVERNO	Lap Cancelled (1'59.017) - Exceeded Track Limits - Turn 13
14.31.25	68 J. IOVERNO	Lap Cancelled (1'57.439) - Exceeded Track Limits - Turn 13
14.33.03	73 J. PEREZ GONZALEZ	Current Lap Cancelled - Exceeded Track Limits - Turn 13
14.39.25	12 R. DORE	Lap Cancelled (1'58.050) - Exceeded Track Limits - Turn 13
14.42.12	83 M. KAWAKAMI	Current Lap Cancelled - Exceeded Track Limits - Turn 13
14.42.17	87 T. KAWAKAMI	Current Lap Cancelled - Exceeded Track Limits - Turn 13
14.43.34	52 O. KÖNIG	Current Lap Cancelled - Exceeded Track Limits - Turn 13
14.44.57	54 B. SOFUOGLU	Current Lap Cancelled - Exceeded Track Limits - Turn 5
14.47.45	87 T. KAWAKAMI	Lap Cancelled (1'55.387) - Exceeded Track Limits - Turn 13
14.47.58		End Of Session

**Fastest Laps Sequence**

No.	Rider	Nat	Team	Bike	Local Time	Time	Gap	Avg
11	A. CARRASCO	ESP	Kawasaki Provec WorldSSP300	Kawasaki Ninja 400	14:18'56.454	<b>1'54.983</b>		138,480
83	M. KAWAKAMI	BRA	Team Brasil AD 78	Yamaha YZF-R3	14:21'24.534	<b>1'54.926</b>	-0.057	138,548
64	H. DE CANCELLIS	FRA	Team TRASIMENO	Yamaha YZF-R3	14:21'24.739	<b>1'54.449</b>	-0.477	139,126
83	M. KAWAKAMI	BRA	Team Brasil AD 78	Yamaha YZF-R3	14:25'14.234	<b>1'54.443</b>	-0.006	139,133
83	M. KAWAKAMI	BRA	Team Brasil AD 78	Yamaha YZF-R3	14:27'08.382	<b>1'54.148</b>	-0.295	139,493
69	T. BOOTH-AMOS	GBR	RT Motorsports by SKM - Kawasaki	Kawasaki Ninja 400	14:39'34.790	<b>1'53.756</b>	-0.392	139,973

Start 14:15 End 14:47 The results are provisional until the end of the time limit for protests and appeals and the completion of the technical checks.

These data/results cannot be reproduced, stored and/or transmitted in whole or in part by any manner of electronic, mechanical, photocopying, recording, broadcasting or otherwise now known or herein after developed without the previous express consent by the copyright owner, except for reproduction in daily press and regular printed publications on sale to the public within 60 days of the event related to those data/results and always provided that copyright symbol appears together as follows below.

© DORNA WSBK ORGANIZATION Srl 2020





## Pirelli Spanish Round, 31 July - 2 August 2020

### Free Practices Combined Results Gr.B after FP2

Jerez 4.423 m

No.	Rider	Nat	Team	Bike	Class	FP1	FP2	FP3	Time	Gap	Rel.	Avg	LL
1	<b>69 T. BOOTH-AMOS</b>	GBR	RT Motorsports by SKM - Kawasaki	Kawasaki Ninja 400	B	1'53.910	<b>1'53.756</b>		<b>1'53.756</b>			139,973	21
2	<b>83 M. KAWAKAMI</b>	BRA	Team Brasil AD 78	Yamaha YZF-R3	B	<b>1'53.907</b>	1'54.148		<b>1'53.907</b>	0.151	0.151	139,788	22
3	<b>95 S. DEROUE</b>	NED	MTM Kawasaki MOTOPOST	Kawasaki Ninja 400	B	1'54.399	<b>1'54.001</b>		<b>1'54.001</b>	0.245	0.094	139,672	19
4	<b>64 H. DE CANCELLIS</b>	FRA	Team TRASIMENO	Yamaha YZF-R3	B	1'54.625	<b>1'54.043</b>		<b>1'54.043</b>	0.287	0.042	139,621	25
5	<b>61 Y. OKAYA</b>	JPN	MTM Kawasaki MOTOPOST	Kawasaki Ninja 400	B	1'55.191	<b>1'54.113</b>		<b>1'54.113</b>	0.357	0.070	139,535	25
6	<b>80 G. MASTROLUCA</b>	ITA	GP Project	Kawasaki Ninja 400	B	<b>1'54.116</b>	1'56.248		<b>1'54.116</b>	0.360	0.003	139,532	20
7	<b>71 T. EDWARDS</b>	AUS	Kawasaki ParkinGO Team	Kawasaki Ninja 400	B	1'54.611	<b>1'54.244</b>		<b>1'54.244</b>	0.488	0.128	139,375	19
8	<b>85 K. SABATUCCI</b>	ITA	Kawasaki GP Project	Kawasaki Ninja 400	B	<b>1'54.342</b>	1'54.579		<b>1'54.342</b>	0.586	0.098	139,256	22
9	<b>15 A. COPPOLA</b>	ITA	Kawasaki GP Project	Kawasaki Ninja 400	B	<b>1'54.353</b>	1'55.449		<b>1'54.353</b>	0.597	0.011	139,243	22
10	<b>87 T. KAWAKAMI</b>	BRA	Yamaha MS Racing	Yamaha YZF-R3	B	<b>1'54.391</b>	1'55.461		<b>1'54.391</b>	0.635	0.038	139,196	24
11	<b>23 S. MARKARIAN</b>	FRA	Yamaha MS Racing	Yamaha YZF-R3	B	<b>1'54.394</b>	1'55.547		<b>1'54.394</b>	0.638	0.003	139,193	19
12	<b>11 A. CARRASCO</b>	ESP	Kawasaki Provec WorldSSP300	Kawasaki Ninja 400	B	1'54.473	<b>1'54.408</b>		<b>1'54.408</b>	0.652	0.014	139,176	23
13	<b>54 B. SOFUOGLU</b>	TUR	Biblion Motoxrcing Yamaha WSSP300	Yamaha YZF-R3	B	1'54.875	<b>1'54.808</b>		<b>1'54.808</b>	1.052	0.400	138,691	18
14	<b>48 T. BRIANTI</b>	ITA	Prodina Ircos Team WorldSSP300	Kawasaki Ninja 400	B	1'54.823	<b>1'54.814</b>		<b>1'54.814</b>	1.058	0.006	138,683	25
15	<b>98 T. BERCOT</b>	FRA	ProGP Racing	Yamaha YZF-R3	B	<b>1'55.008</b>	1'55.985		<b>1'55.008</b>	1.252	0.194	138,449	25
16	<b>52 O. KÖNIG</b>	CZE	Freudenberg KTM Junior Team	KTM RC 390 R	B	<b>1'55.008</b>	1'55.730		<b>1'55.008</b>	1.252		138,449	22
17	<b>58 I. IGLESIAS</b>	ESP	Scuderia Maranga Racing	Kawasaki Ninja 400	B	1'55.490	<b>1'55.239</b>		<b>1'55.239</b>	1.483	0.231	138,172	23
18	<b>14 E. DE LA VEGA</b>	FRA	Machaco Came SBK	Yamaha YZF-R3	B	<b>1'55.673</b>	1'56.152		<b>1'55.673</b>	1.917	0.434	137,654	26
19	<b>16 E. VOCINO</b>	ITA	Gradaracorse	Kawasaki Ninja 400	B	<b>1'55.794</b>	1'56.500		<b>1'55.794</b>	2.038	0.121	137,510	25
20	<b>97 M. KAPPLER</b>	GER	Freudenberg KTM WorldSSP Team	KTM RC 390 R	B	1'56.752	<b>1'56.322</b>		<b>1'56.322</b>	2.566	0.528	136,886	24
21	<b>68 J. IOVERNO</b>	ITA	Scuderia Maranga Racing	Kawasaki Ninja 400	B	1'56.792	<b>1'56.575</b>		<b>1'56.575</b>	2.819	0.253	136,588	22
22	<b>73 J. PEREZ GONZALEZ</b>	ESP	Machaco Came SBK	Yamaha YZF-R3	B	<b>1'56.720</b>	1'56.784		<b>1'56.720</b>	2.964	0.145	136,419	21
23	<b>93 A. QUINET</b>	FRA	TGP Racing	Kawasaki Ninja 400	B	1'57.921	<b>1'56.810</b>		<b>1'56.810</b>	3.054	0.090	136,314	22
24	<b>12 R. DORE</b>	FRA	Doré Racing Team	Yamaha YZF-R3	B	1'57.770	<b>1'57.494</b>		<b>1'57.494</b>	3.738	0.684	135,520	29
25	<b>63 M. HRAVA</b>	CZE	ACCR Czech Talent Team - Willi Race	Kawasaki Ninja 400	B	1'58.073	<b>1'57.862</b>		<b>1'57.862</b>	4.106	0.368	135,097	25
26	<b>47 M. CERVENKA</b>	CZE	Smrz Racing - Willi Race	Kawasaki Ninja 400	B	2'00.581	<b>1'58.294</b>		<b>1'58.294</b>	4.538	0.432	134,604	24
27	<b>94 S. SANCHEZ TAMAYO</b>	ESP	ProGP Racing	Yamaha YZF-R3	B								0

Top 3 Average Time: 1'53.888

31/07/2020

These data/results cannot be reproduced, stored and/or transmitted in whole or in part by any manner of electronic, mechanical, photocopying, recording, broadcasting or otherwise now known or herein after developed without the previous express consent by the copyright owner, except for reproduction in daily press and regular printed publications on sale to the public within 60 days of the event related to those data/results and always provided that copyright symbol appears together as follows below.

© DORNA WSBK ORGANIZATION Srl 2020



Official Fuel Supplier

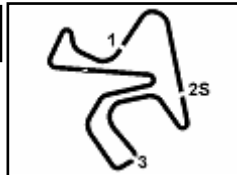


FKR PERUGIA TIMING

Official Tyre Supplier



Official Timekeeper



Jerez 4.423 m

## Pirelli Spanish Round, 31 July - 2 August 2020

### Best Sectors & Speed Free Practice 2nd Session Gr.B

BEST LAP			
1	69 T. BOOTH-AMOS	Kawasaki Ninja 400	1'53.756
2	95 S. DEROUE	Kawasaki Ninja 400	1'54.001
3	64 H. DE CANCELLIS	Yamaha YZF-R3	1'54.043
4	61 Y. OKAYA	Kawasaki Ninja 400	1'54.113
5	83 M. KAWAKAMI	Yamaha YZF-R3	1'54.148
6	71 T. EDWARDS	Kawasaki Ninja 400	1'54.244
7	11 A. CARRASCO	Kawasaki Ninja 400	1'54.408
8	85 K. SABATUCCI	Kawasaki Ninja 400	1'54.579
9	54 B. SOFUOGLU	Yamaha YZF-R3	1'54.808
10	48 T. BRIANTI	Kawasaki Ninja 400	1'54.814
11	58 I. IGLESIAS	Kawasaki Ninja 400	1'55.239
12	15 A. COPPOLA	Kawasaki Ninja 400	1'55.449
13	87 T. KAWAKAMI	Yamaha YZF-R3	1'55.461
14	23 S. MARKARIAN	Yamaha YZF-R3	1'55.547
15	52 O. KÖNIG	KTM RC 390 R	1'55.730
16	98 T. BERCOT	Yamaha YZF-R3	1'55.985
17	14 E. DE LA VEGA	Yamaha YZF-R3	1'56.152
18	80 G. MASTROLUCA	Kawasaki Ninja 400	1'56.248
19	97 M. KAPPLER	KTM RC 390 R	1'56.322
20	16 E. VOCINO	Kawasaki Ninja 400	1'56.500
21	68 J. IOVERNO	Kawasaki Ninja 400	1'56.575
22	73 J. PEREZ GONZALEZ	Yamaha YZF-R3	1'56.784
23	93 A. QUINET	Kawasaki Ninja 400	1'56.810
24	12 R. DORE	Yamaha YZF-R3	1'57.494
25	63 M. HRAVA	Kawasaki Ninja 400	1'57.862
26	47 M. CERVENKA	Kawasaki Ninja 400	1'58.294
27	94 S. SANCHEZ TAMAYO	Yamaha YZF-R3	

SPEED			
1	95 S. DEROUE	Kawasaki Ninja 400	193,8
2	61 Y. OKAYA	Kawasaki Ninja 400	193,5
3	69 T. BOOTH-AMOS	Kawasaki Ninja 400	192,8
4	48 T. BRIANTI	Kawasaki Ninja 400	192,2
5	54 B. SOFUOGLU	Yamaha YZF-R3	190,2
6	15 A. COPPOLA	Kawasaki Ninja 400	189,9
7	85 K. SABATUCCI	Kawasaki Ninja 400	189,2
8	11 A. CARRASCO	Kawasaki Ninja 400	188,9
9	52 O. KÖNIG	KTM RC 390 R	188,6
10	58 I. IGLESIAS	Kawasaki Ninja 400	188,6
11	83 M. KAWAKAMI	Yamaha YZF-R3	188,6
12	64 H. DE CANCELLIS	Yamaha YZF-R3	188,3
13	23 S. MARKARIAN	Yamaha YZF-R3	188,3
14	87 T. KAWAKAMI	Yamaha YZF-R3	188,3
15	97 M. KAPPLER	KTM RC 390 R	187,9
16	93 A. QUINET	Kawasaki Ninja 400	187,6
17	71 T. EDWARDS	Kawasaki Ninja 400	186,4
18	14 E. DE LA VEGA	Yamaha YZF-R3	186,0
19	73 J. PEREZ GONZALEZ	Yamaha YZF-R3	183,9
20	68 J. IOVERNO	Kawasaki Ninja 400	183,9
21	47 M. CERVENKA	Kawasaki Ninja 400	183,3
22	63 M. HRAVA	Kawasaki Ninja 400	182,4
23	80 G. MASTROLUCA	Kawasaki Ninja 400	182,1
24	98 T. BERCOT	Yamaha YZF-R3	181,8
25	12 R. DORE	Yamaha YZF-R3	181,2
26	16 E. VOCINO	Kawasaki Ninja 400	180,3

SEG. 1			SEG. 2			SEG. 3			SEG. 4		
1	69 T. BOOTH-AMOS	27.669	1	69 T. BOOTH-AMOS	17.090	1	69 T. BOOTH-AMOS	33.024	1	69 T. BOOTH-AMOS	35.189
2	64 H. DE CANCELLIS	27.788	2	95 S. DEROUE	17.238	2	83 M. KAWAKAMI	33.043	2	95 S. DEROUE	35.266
3	95 S. DEROUE	27.854	3	61 Y. OKAYA	17.367	3	64 H. DE CANCELLIS	33.117	3	83 M. KAWAKAMI	35.363
4	83 M. KAWAKAMI	27.915	4	54 B. SOFUOGLU	17.420	4	61 Y. OKAYA	33.189	4	61 Y. OKAYA	35.376
5	54 B. SOFUOGLU	27.922	5	85 K. SABATUCCI	17.446	5	11 A. CARRASCO	33.204	5	87 T. KAWAKAMI	35.392
6	71 T. EDWARDS	27.985	6	83 M. KAWAKAMI	17.470	6	85 K. SABATUCCI	33.206	6	85 K. SABATUCCI	35.441
7	11 A. CARRASCO	27.987	7	64 H. DE CANCELLIS	17.470	7	71 T. EDWARDS	33.211	7	71 T. EDWARDS	35.533
8	48 T. BRIANTI	28.009	8	71 T. EDWARDS	17.471	8	54 B. SOFUOGLU	33.294	8	64 H. DE CANCELLIS	35.545
9	85 K. SABATUCCI	28.044	9	15 A. COPPOLA	17.486	9	95 S. DEROUE	33.309	9	11 A. CARRASCO	35.561
10	61 Y. OKAYA	28.044	10	48 T. BRIANTI	17.544	10	58 I. IGLESIAS	33.430	10	23 S. MARKARIAN	35.644
11	87 T. KAWAKAMI	28.135	11	58 I. IGLESIAS	17.589	11	15 A. COPPOLA	33.452	11	48 T. BRIANTI	35.657
12	58 I. IGLESIAS	28.138	12	11 A. CARRASCO	17.614	12	48 T. BRIANTI	33.474	12	54 B. SOFUOGLU	35.689
13	23 S. MARKARIAN	28.177	13	23 S. MARKARIAN	17.688	13	87 T. KAWAKAMI	33.492	13	52 O. KÖNIG	35.712
14	73 J. PEREZ GONZALEZ	28.228	14	93 A. QUINET	17.746	14	52 O. KÖNIG	33.611	14	58 I. IGLESIAS	35.730
15	15 A. COPPOLA	28.296	15	14 E. DE LA VEGA	17.760	15	16 E. VOCINO	33.630	15	98 T. BERCOT	35.823
16	80 G. MASTROLUCA	28.310	16	68 J. IOVERNO	17.762	16	68 J. IOVERNO	33.654	16	80 G. MASTROLUCA	35.913
17	14 E. DE LA VEGA	28.313	17	87 T. KAWAKAMI	17.771	17	93 A. QUINET	33.694	17	15 A. COPPOLA	35.993
18	52 O. KÖNIG	28.380	18	52 O. KÖNIG	17.849	18	73 J. PEREZ GONZALEZ	33.719	18	16 E. VOCINO	36.013
19	97 M. KAPPLER	28.383	19	80 G. MASTROLUCA	17.893	19	23 S. MARKARIAN	33.726	19	97 M. KAPPLER	36.058
20	16 E. VOCINO	28.475	20	73 J. PEREZ GONZALEZ	17.911	20	98 T. BERCOT	33.729	20	73 J. PEREZ GONZALEZ	36.112
21	98 T. BERCOT	28.504	21	98 T. BERCOT	17.929	21	80 G. MASTROLUCA	33.755	21	14 E. DE LA VEGA	36.212
22	93 A. QUINET	28.567	22	12 R. DORE	17.961	22	14 E. DE LA VEGA	33.765	22	93 A. QUINET	36.297
23	12 R. DORE	28.633	23	16 E. VOCINO	17.970	23	97 M. KAPPLER	33.825	23	68 J. IOVERNO	36.313
24	68 J. IOVERNO	28.656	24	97 M. KAPPLER	17.981	24	63 M. HRAVA	34.100	24	63 M. HRAVA	36.458
25	63 M. HRAVA	28.774	25	63 M. HRAVA	18.069	25	12 R. DORE	34.160	25	12 R. DORE	36.523
26	47 M. CERVENKA	28.925	26	47 M. CERVENKA	18.098	26	47 M. CERVENKA	34.310	26	47 M. CERVENKA	36.928

31/07/2020

These data/results cannot be reproduced, stored and/or transmitted in whole or in part by any manner of electronic, mechanical, photocopying, recording, broadcasting or otherwise now known or herein after developed without the previous express consent by the copyright owner, except for reproduction in daily press and regular printed publications on sale to the public within 60 days of the event related to those data/results and always provided that copyright symbol appears together as follows below.

© DORNA WSBK ORGANIZATION Srl 2020



Official Fuel Supplier



FICR PERUGIA TIMING

Official Tyre Supplier



Official Timekeeper



Jerez 4.423 m

## Pirelli Spanish Round, 31 July - 2 August 2020

### Ideal Times Free Practice 2nd Session Gr.B

No.	Rider	Nat	Bike	Seg. 1	Seg. 2	Seg. 3	Seg. 4	Ideal Time				
				Diff. 1	Diff. 2	Diff. 3	Diff. 4	Best Lap	Pos.	Diff.		
1	69 T. BOOTH-AMOS	GBR	Kawasaki Ninja 400	27.669 +0.286	17.090 +0.498	33.024	35.189	<b>1'52.972</b> 1'53.756	1	0.784		
2	95 S. DEROUE	NED	Kawasaki Ninja 400	27.854 +0.258	17.238	33.309 +0.076	35.266	<b>1'53.667</b> 1'54.001	2	0.334		
3	83 M. KAWAKAMI	BRA	Yamaha YZF-R3	27.915 +0.043	17.470	33.043	35.363 +0.314	<b>1'53.791</b> 1'54.148	5	0.357		
4	64 H. DE CANCELLIS	FRA	Yamaha YZF-R3	27.788	17.470	33.117	35.545 +0.123	<b>1'53.920</b> 1'54.043	3	0.123		
5	61 Y. OKAYA	JPN	Kawasaki Ninja 400	28.044 +0.137	17.367	33.189	35.376	<b>1'53.976</b> 1'54.113	4	0.137		
6	85 K. SABATUCCI	ITA	Kawasaki Ninja 400	28.044 +0.442	17.446	33.206	35.441	<b>1'54.137</b> 1'54.579	8	0.442		
7	71 T. EDWARDS	AUS	Kawasaki Ninja 400	27.985	17.471 +0.044	33.211	35.533	<b>1'54.200</b> 1'54.244	6	0.044		
8	54 B. SOFUOGLU	TUR	Yamaha YZF-R3	27.922 +0.160	17.420 +0.137	33.294 +0.186	35.689	<b>1'54.325</b> 1'54.808	9	0.483		
9	11 A. CARRASCO	ESP	Kawasaki Ninja 400	27.987	17.614 +0.042	33.204	35.561	<b>1'54.366</b> 1'54.408	7	0.042		
10	48 T. BRIANTI	ITA	Kawasaki Ninja 400	28.009	17.544	33.474 +0.130	35.657	<b>1'54.684</b> 1'54.814	10	0.130		
11	87 T. KAWAKAMI	BRA	Yamaha YZF-R3	28.135 +0.166	17.771 +0.201	33.492 +0.304	35.392	<b>1'54.790</b> 1'55.461	13	0.671		
12	58 I. IGLESIAS	ESP	Kawasaki Ninja 400	28.138 +0.050	17.589 +0.184	33.430	35.730 +0.118	<b>1'54.887</b> 1'55.239	11	0.352		
13	15 A. COPPOLA	ITA	Kawasaki Ninja 400	28.296	17.486	33.452 +0.181	35.993 +0.041	<b>1'55.227</b> 1'55.449	12	0.222		
14	23 S. MARKARIAN	FRA	Yamaha YZF-R3	28.177	17.688	33.726 +0.312	35.644	<b>1'55.235</b> 1'55.547	14	0.312		
15	52 O. KÖNIG	CZE	KTM RC 390 R	28.380 +0.053	17.849	33.611 +0.125	35.712	<b>1'55.552</b> 1'55.730	15	0.178		
16	80 G. MASTROLUCA	ITA	Kawasaki Ninja 400	28.310 +0.172	17.893	33.755	35.913 +0.205	<b>1'55.871</b> 1'56.248	18	0.377		
17	73 J. PEREZ GONZALEZ	ESP	Yamaha YZF-R3	28.228	17.911	33.719 +0.722	36.112 +0.092	<b>1'55.970</b> 1'56.784	22	0.814		
18	98 T. BERCOT	FRA	Yamaha YZF-R3	28.504	17.929	33.729	35.823	<b>1'55.985</b> 1'55.985	16			
19	14 E. DE LA VEGA	FRA	Yamaha YZF-R3	28.313	17.760	33.765 +0.009	36.212 +0.093	<b>1'56.050</b> 1'56.152	17	0.102		
20	16 E. VOCINO	ITA	Kawasaki Ninja 400	28.475 +0.229	17.970 +0.082	33.630 +0.101	36.013	<b>1'56.088</b> 1'56.500	20	0.412		
21	97 M. KAPPLER	GER	KTM RC 390 R	28.383 +0.054	17.981 +0.021	33.825	36.058	<b>1'56.247</b> 1'56.322	19	0.075		
22	93 A. QUINET	FRA	Kawasaki Ninja 400	28.567 +0.186	17.746	33.694	36.297 +0.320	<b>1'56.304</b> 1'56.810	23	0.506		
23	68 J. IOVERNO	ITA	Kawasaki Ninja 400	28.656	17.762	33.654	36.313 +0.190	<b>1'56.385</b> 1'56.575	21	0.190		
24	12 R. DORE	FRA	Yamaha YZF-R3	28.633 +0.096	17.961 +0.121	34.160	36.523	<b>1'57.277</b> 1'57.494	24	0.217		
25	63 M. HRAVA	CZE	Kawasaki Ninja 400	28.774 +0.221	18.069	34.100 +0.008	36.458 +0.232	<b>1'57.401</b> 1'57.862	25	0.461		
26	47 M. CERVENKA	CZE	Kawasaki Ninja 400	28.925	18.098	34.310	36.928 +0.033	<b>1'58.261</b> 1'58.294	26	0.033		
	94 S. SANCHEZ TAMAYO	ESP	Yamaha YZF-R3	One or more sectors missing								
<b>Overall Ideal Time</b>				27.669	17.090	33.024	35.189	<b>1'52.972</b>				

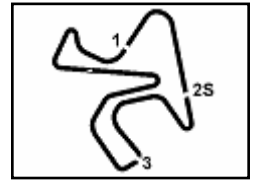
31/07/2020

These data/results cannot be reproduced, stored and/or transmitted in whole or in part by any manner of electronic, mechanical, photocopying, recording, broadcasting or otherwise now known or herein after developed without the previous express consent by the copyright owner, except for reproduction in daily press and regular printed publications on sale to the public within 60 days of the event related to those data/results and always provided that copyright symbol appears together as follows below.

© DORNA WSBK ORGANIZATION Srl 2020







**Pirelli Spanish Round, 31 July - 2 August 2020**  
**Chronological Analysis Free Practice 2nd Session Gr.B**

Jerez 4.423 m

1 / 4

1° 69 T. BOOTH-AMOS (1'53.756)							
Lap	Seg.1	Seg.2	Seg.3	Seg.4	Lap Time	km/h	Local Time
1							14:16'15.859
2	41.552	19.398	38.132	36.550	2'15.632P	165,7	14:18'31.491
3	28.575	18.016	33.822	36.017	1'56.430	180,3	14:20'27.921
4	28.741	18.050	33.755	4'07.179	5'27.725P	180,6	14:25'55.646
5	41.064	18.082	35.152	36.179	2'10.477P	182,7	14:28'06.123
6	28.369	17.856	33.654	35.658	1'55.537	183,6	14:30'01.660
7	28.380	17.889	33.412	35.683	1'55.364	183,3	14:31'57.024
8	28.360	17.748	33.333	35.639	1'55.080	186,4	14:33'52.104
9	28.270	17.682	33.230	35.489	1'54.671	185,1	14:35'46.775
10	28.082	17.687	33.085	35.405	1'54.259	184,2	14:37'41.034
11	<b>27.669</b>	<b>17.090</b>	<b>33.024</b>	<b>35.189</b>	<b>1'53.756</b>		14:39'34.790
12	28.664	17.560	33.172	36.199	1'55.595	187,3	14:41'30.385
13	27.887	17.371	33.291	36.563	1'55.112	<b>192,8</b>	14:43'25.497
14	27.894	17.327	33.167	35.384	1'53.772	189,5	14:45'19.269

5° 83 M. KAWAKAMI (1'54.148)							
Lap	Seg.1	Seg.2	Seg.3	Seg.4	Lap Time	km/h	Local Time
1							14:15'12.904
2	37.540	18.259	42.057	39.305	2'17.161P	179,7	14:17'30.065
3	28.132	17.965	36.576	36.870	1'59.543	181,8	14:19'29.608
4	28.096	17.895	33.265	35.670	1'54.926	182,4	14:21'24.534
5	28.018	17.709	34.041	35.489	1'55.257	182,1	14:23'19.791
6	<b>27.915</b>	17.803	33.129	35.596	1'54.443	182,1	14:25'14.234
7	27.958	<b>17.470</b>	<b>33.043</b>	35.677	<b>1'54.148</b>	<b>188,6</b>	14:27'08.382
8	28.586	19.359	33.965	41.415	14'23.241	179,4	14:41'31.623
9	28.089	17.800	35.942	35.640	1'57.471C	178,0	14:43'29.094
10	28.223	17.721	33.051	<b>35.363</b>	1'54.358	181,8	14:45'23.452

2° 95 S. DEROUE (1'54.001)							
Lap	Seg.1	Seg.2	Seg.3	Seg.4	Lap Time	km/h	Local Time
1							14:15'53.537
2	33.941	17.798	34.190	36.161	2'02.090P	190,5	14:17'55.627
3	28.426	17.897	33.934	35.844	1'56.101	184,2	14:19'51.728
4	28.491	17.760	33.696	35.750	1'55.697	185,7	14:21'47.425
5	28.097	17.714	33.526	35.454	1'54.791	186,7	14:23'42.216
6	28.162	17.798	33.583	37.398	1'56.941	185,7	14:25'39.157
7	27.988	17.489	33.384	8'42.755	10'01.616P	189,9	14:35'40.773
8	35.294	17.773	33.753	35.736	2'02.556P	187,9	14:37'43.329
9	28.105	17.560	33.468	35.660	1'54.793	188,9	14:39'38.122
10	28.273	17.506	33.784	36.486	1'56.049	189,5	14:41'34.171
11	<b>27.854</b>	17.472	<b>33.309</b>	35.495	1'54.130	191,2	14:43'28.301
12	28.112	<b>17.238</b>	33.385	<b>35.266</b>	<b>1'54.001</b>	<b>193,8</b>	14:45'22.302

6° 71 T. EDWARDS (1'54.244)							
Lap	Seg.1	Seg.2	Seg.3	Seg.4	Lap Time	km/h	Local Time
1							14:16'42.432
2	35.753	18.208	34.384	55.535	2'23.880P	176,8	14:19'06.312
3	34.405	19.047	34.020	36.230	2'03.702P	166,7	14:21'10.014
4	28.240	17.887	33.489	35.786	1'55.402	180,9	14:23'05.416
5	28.527	18.192	36.600	11'34.402	12'57.721P	179,1	14:36'03.137
6	35.048	21.889	41.464	40.443	5'29.045P	125,0	14:41'32.182
7	28.203	<b>17.471</b>	33.246	36.772	1'55.692	<b>186,4</b>	14:43'27.874
8	<b>27.985</b>	17.515	<b>33.211</b>	<b>35.533</b>	<b>1'54.244</b>	184,2	14:45'22.118

3° 64 H. DE CANCELLIS (1'54.043)							
Lap	Seg.1	Seg.2	Seg.3	Seg.4	Lap Time	km/h	Local Time
1							14:15'00.402
2	40.698	24.230	41.158	44.308	2'30.394P	101,9	14:17'30.796
3	28.298	17.731	34.420	39.045	1'59.494	183,6	14:19'30.290
4	27.979	17.516	33.409	<b>35.545</b>	1'54.449	<b>188,3</b>	14:21'24.739
5	27.955	17.583	33.292	35.857	1'54.687	186,4	14:23'19.426
6	31.326	18.785	34.954	36.108	2'01.173	180,6	14:25'20.599
7	27.973	17.585	33.277	35.648	1'54.483	185,7	14:27'15.082
8	28.155	17.823	39.019	3'54.026	5'19.023P	185,4	14:32'34.105
9	41.647	24.725	49.319	1'02.712	2'58.403P	102,7	14:35'32.508
10	38.051	17.863	33.567	37.522	2'07.003P	181,8	14:37'39.511
11	27.891	17.578	33.294	35.908	1'54.671	186,7	14:39'34.182
12	28.145	17.675	34.344	36.481	1'56.645	184,5	14:41'30.827
13	<b>27.788</b>	<b>17.470</b>	<b>33.117</b>	35.668	<b>1'54.043</b>	186,4	14:43'24.870
14	27.909	17.651	33.519	39.277	1'58.356	184,8	14:45'23.226

7° 11 A. CARRASCO (1'54.408)							
Lap	Seg.1	Seg.2	Seg.3	Seg.4	Lap Time	km/h	Local Time
1							14:14'51.942
2	41.649	18.005	33.634	36.241	2'09.529P	183,3	14:17'01.471
3	28.231	17.775	33.277	35.700	1'54.983	183,6	14:18'56.454
4	28.047	17.874	33.432	35.670	1'55.023	183,9	14:20'51.477
5	28.097	17.800	33.297	9'32.833	10'52.027P	184,2	14:31'43.504
6	35.192	18.216	33.837	35.902	2'03.147P	182,4	14:33'46.651
7	28.353	17.704	33.291	35.729	1'55.077	186,4	14:35'41.728
8	28.385	17.650	33.644	37.633	1'57.312	187,9	14:37'39.040
9	28.176	<b>17.614</b>	33.307	36.280	1'55.377	<b>188,9</b>	14:39'34.417
10	28.042	17.652	33.489	36.289	1'55.472	188,3	14:41'29.889
11	<b>27.987</b>	17.656	<b>33.204</b>	<b>35.561</b>	<b>1'54.408</b>	188,3	14:43'24.297
12	28.087	17.752	40.871	35.954	2'02.664	184,8	14:45'26.961

4° 61 Y. OKAYA (1'54.113)							
Lap	Seg.1	Seg.2	Seg.3	Seg.4	Lap Time	km/h	Local Time
1							14:15'34.937
2	51.645	18.597	34.516	36.134	2'20.892P	182,7	14:17'55.829
3	28.544	17.821	33.948	35.933	1'56.246	182,4	14:19'52.075
4	29.099	17.768	33.519	35.746	1'56.132	185,4	14:21'48.207
5	28.097	17.749	33.458	35.385	1'54.689	187,3	14:23'42.896
6	28.212	17.756	33.349	35.753	1'55.070	187,0	14:25'37.966
7	28.576	17.882	33.419	36.367	1'56.244	184,5	14:27'34.210
8	30.585	20.132	36.456	6'36.894	8'04.067P	173,0	14:35'38.277
9	37.951	17.781	33.797	35.829	2'05.358P	189,2	14:37'43.635
10	28.186	17.677	33.350	35.585	1'54.798	187,3	14:39'38.433
11	28.077	17.547	33.344	35.451	1'54.419	191,2	14:41'32.852
12	28.181	<b>17.367</b>	<b>33.189</b>	<b>35.376</b>	<b>1'54.113</b>	<b>193,5</b>	14:43'26.965

8° 85 K. SABATUCCI (1'54.579)							
Lap	Seg.1	Seg.2	Seg.3	Seg.4	Lap Time	km/h	Local Time
1							14:15'59.814
2	41.809	26.447	43.307	53.662	2'45.225P	109,8	14:18'45.039
3	39.374	18.053	33.667	35.717	2'06.811P	183,9	14:20'51.850
4	28.053	17.745	33.210	35.795	1'54.803	185,4	14:22'46.653
5	31.154	20.250	39.035	40.629	2'11.068	158,4	14:24'57.721
6	<b>28.044</b>	18.141	33.725	36.002	1'55.912C	180,6	14:26'53.633
7	29.491	23.038	34.283	40.796	14'38.193	181,8	14:41'31.826
8	28.128	17.566	33.512	37.144	1'56.350	187,3	14:43'28.176
9	28.486	<b>17.446</b>	<b>33.206</b>	<b>35.441</b>	<b>1'54.579</b>	<b>189,2</b>	14:45'22.755

9° 54 B. SOFUOGLU (1'54.808)							
Lap	Seg.1	Seg.2	Seg.3	Seg.4	Lap Time	km/h	Local Time
1							14:15'50.063
2	35.771	18.408	34.680	36.754	2'05.613P	176,3	14:17'55.676
3	28.585	17.869	33.867	36.283	1'56.604	183,6	14:19'52.280
4	28.360	17.776	33.522	35.840	1'55.498	183,6	14:21'47.778
5	28.026	17.690	33.593	35.722	1'55.031	185,4	14:23'42.809
6	28.223	17.858	33.352	36.180	1'55.613	189,2	14:25'38.422
7	29.332	17.638	<b>33.294</b>	8'25.284	9'45.548P	184,5	14:35'23.970

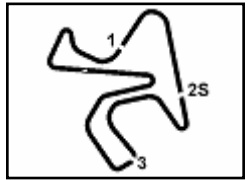
31/07/2020

P = Pits In/Out - C = Lap Time Cancelled

These data/results cannot be reproduced, stored and/or transmitted in whole or in part by any manner of electronic, mechanical, photocopying, recording, broadcasting or otherwise now known or herein after developed without the previous express consent by the copyright owner, except for reproduction in daily press and regular printed publications on sale to the public within 60 days of the event related to those data/results and always provided that copyright symbol appears together as follows below.

© DORNA WSBK ORGANIZATION Srl 2020





## Pirelli Spanish Round, 31 July - 2 August 2020

### Chronological Analysis Free Practice 2nd Session Gr.B

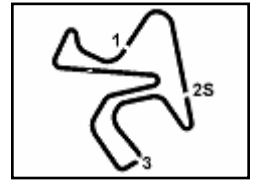
Lap	Seg.1	Seg.2	Seg.3	Seg.4	Lap Time	km/h	Local Time
8	43.679	19.372	34.159	36.470	2'13.680P	177,7	14:37'37.650
9	28.538	18.768	33.807	36.029	1'57.142	151,9	14:39'34.792
10	28.161	<b>17.420</b>	33.331	36.225	1'55.137	189,5	14:41'29.929
11	28.082	17.557	33.480	<b>35.689</b>	<b>1'54.808</b>	<b>190,2</b>	14:43'24.737
12	<b>27.922</b>	17.721	33.696	35.872	1'55.211C	184,5	14:45'19.948
<b>10° 48 T. BRIANTI (1'54.814)</b>							
Lap	Seg.1	Seg.2	Seg.3	Seg.4	Lap Time	km/h	Local Time
1							14:14'51.298
2	45.121	17.942	34.276	36.166	2'13.505P	184,5	14:17'04.803
3	28.375	17.957	33.884	36.099	1'56.315	181,5	14:19'01.118
4	28.222	17.932	33.524	35.813	1'55.491	176,0	14:20'56.609
5	28.100	17.888	<b>33.474</b>	35.882	1'55.344	187,9	14:22'51.953
6	30.201	19.355	36.115	3'01.930	4'27.601P	176,8	14:27'19.554
7	33.715	17.875	33.525	36.180	2'01.295P	186,7	14:29'20.849
8	28.296	17.848	33.483	36.328	1'55.955	186,0	14:31'16.804
9	28.163	17.795	33.567	36.136	1'55.661	185,4	14:33'12.465
10	28.916	18.227	34.589	1'19.032	2'40.764P	178,8	14:35'53.229
11	37.822	24.950	35.147	37.080	5'38.923P	117,6	14:41'32.152
12	28.402	17.757	33.933	35.727	1'55.819	<b>192,2</b>	14:43'27.971
13	<b>28.009</b>	<b>17.544</b>	33.604	<b>35.657</b>	<b>1'54.814</b>	189,2	14:45'22.785
<b>11° 58 I. IGLESIAS (1'55.239)</b>							
Lap	Seg.1	Seg.2	Seg.3	Seg.4	Lap Time	km/h	Local Time
1							14:15'20.244
2	35.768	18.372	35.170	40.813	2'10.123P	179,7	14:17'30.367
3	28.621	<b>17.589</b>	33.744	35.926	1'55.880	185,4	14:19'26.247
4	28.285	17.835	33.592	<b>35.730</b>	1'55.442	183,3	14:21'21.689
5	29.005	18.624	34.669	36.277	1'58.575	170,8	14:23'20.264
6	<b>28.138</b>	17.744	33.439	36.012	1'55.333	<b>188,6</b>	14:25'15.597
7	28.188	17.773	<b>33.430</b>	35.848	<b>1'55.239</b>	184,8	14:27'10.836
8	28.856	20.258	35.544	36.421	1'3'09.052	145,3	14:40'19.888
9	28.746	18.069	33.783	36.440	1'57.038	184,2	14:42'16.926
10	28.562	17.960	33.903	36.381	1'56.806	182,1	14:44'13.732
<b>12° 15 A. COPPOLA (1'55.449)</b>							
Lap	Seg.1	Seg.2	Seg.3	Seg.4	Lap Time	km/h	Local Time
1							14:15'55.442
2	45.763	26.142	45.599	56.722	2'54.226P	110,7	14:18'49.668
3	36.400	17.966	35.756	37.357	2'07.479P	179,4	14:20'57.147
4	28.544	18.012	33.755	36.013	1'56.324	180,3	14:22'53.471
5	28.761	19.133	35.941	39.626	2'03.461	173,5	14:24'56.932
6	28.699	18.612	33.749	36.546	1'57.606	180,6	14:26'54.538
7	28.715	18.201	35.185	38.315	2'00.416	178,8	14:28'54.954
8	28.483	17.939	33.920	36.414	1'56.756	180,9	14:30'51.710
9	29.484	22.926	35.546	40.416	10'40.860	162,6	14:41'32.570
10	28.348	17.676	<b>33.452</b>	<b>35.993</b>	1'55.469	<b>189,9</b>	14:43'28.039
11	<b>28.296</b>	<b>17.486</b>	33.633	36.034	<b>1'55.449</b>	<b>189,9</b>	14:45'23.488
<b>13° 87 T. KAWAKAMI (1'55.461)</b>							
Lap	Seg.1	Seg.2	Seg.3	Seg.4	Lap Time	km/h	Local Time
1							14:15'14.440
2	37.651	17.863	37.957	42.417	2'15.888P	<b>188,3</b>	14:17'30.328
3	28.416	17.836	35.421	37.339	1'59.012	179,7	14:19'29.340
4	28.301	17.972	33.796	<b>35.392</b>	<b>1'55.461</b>	180,0	14:21'24.801
5	28.153	18.107	34.639	36.695	1'57.594	186,7	14:23'22.395
6	28.252	<b>17.771</b>	33.626	36.938	1'56.587	184,5	14:25'18.982
7	28.550	18.001	<b>33.492</b>	35.844	1'55.887	186,0	14:27'14.869
8	28.308	17.900	34.572	36.528	1'57.308	181,2	14:29'12.177
9	28.425	18.004	33.668	36.158	1'56.255	181,5	14:31'08.432
10	30.147	19.353	34.065	42.156	10'24.090	181,5	14:41'32.522
11	29.283	17.862	33.590	35.759	1'56.494C	187,0	14:43'29.016
12	<b>28.135</b>	17.907	33.629	35.716	1'55.387C	180,0	14:45'24.403
<b>14° 23 S. MARKARIAN (1'55.547)</b>							
Lap	Seg.1	Seg.2	Seg.3	Seg.4	Lap Time	km/h	Local Time
1							14:15'09.677
2	40.982	18.119	34.845	46.495	2'20.441P	179,1	14:17'30.118
3	28.525	17.934	34.229	38.950	1'59.638	180,0	14:19'29.756
4	<b>28.177</b>	<b>17.688</b>	34.038	<b>35.644</b>	<b>1'55.547</b>	<b>188,3</b>	14:21'25.303
5	28.334	17.818	33.942	36.202	1'56.296	187,0	14:23'21.599
6	28.469	17.931	33.894	36.223	1'56.517	185,7	14:25'18.116
7	28.507	18.056	<b>33.726</b>	36.074	1'56.363	182,4	14:27'14.479
<b>15° 52 O. KÖNIG (1'55.730)</b>							
Lap	Seg.1	Seg.2	Seg.3	Seg.4	Lap Time	km/h	Local Time
1							14:15'14.419
2	37.135	18.017	40.541	39.481	2'15.174P	185,4	14:17'29.593
3	28.534	17.937	33.765	35.726	1'55.962	184,2	14:19'25.555
4	28.433	<b>17.849</b>	33.736	<b>35.712</b>	<b>1'55.730</b>	<b>188,6</b>	14:21'21.285
5	30.733	18.820	34.412	36.080	2'00.045	188,3	14:23'21.330
6	28.445	17.907	34.216	5'52.208	7'12.776P	186,4	14:30'34.106
7	46.664	18.999	35.086	37.053	2'17.802P	179,4	14:32'51.908
8	28.542	18.013	36.975	37.191	2'00.721	183,0	14:34'52.629
9	<b>28.380</b>	17.965	<b>33.611</b>	36.052	1'56.008	184,2	14:36'48.637
10	31.234	20.838	45.717	39.904	6'37.428	148,6	14:43'26.065
11	28.453	17.910	33.791	35.671	1'55.825C	186,0	14:45'21.890
<b>16° 98 T. BERCOT (1'55.985)</b>							
Lap	Seg.1	Seg.2	Seg.3	Seg.4	Lap Time	km/h	Local Time
1							14:15'06.449
2	39.294	18.895	36.673	36.926	2'11.788P	165,0	14:17'18.237
3	28.872	18.229	34.155	36.304	1'57.560	175,7	14:19'15.797
4	28.595	19.393	38.612	36.221	2'02.821	149,6	14:21'18.618
5	<b>28.504</b>	<b>17.929</b>	<b>33.729</b>	<b>35.823</b>	<b>1'55.985</b>	181,2	14:23'14.603
6	30.188	19.620	40.456	7'01.731	8'31.995P	154,6	14:31'46.598
7	37.272	18.688	34.778	36.201	2'06.939P	151,5	14:33'53.537
8	28.589	17.932	33.790	36.187	1'56.498	180,6	14:35'50.035
9	28.841	18.069	33.909	36.215	1'57.034	179,1	14:37'47.069
10	28.672	17.991	33.914	36.175	1'56.752	<b>181,8</b>	14:39'43.821
11	30.844	18.773	35.693	37.171	2'02.481	176,0	14:41'46.302
12	28.707	18.093	34.092	36.406	1'57.298	179,4	14:43'43.600
13	28.693	18.113	33.993	36.398	1'57.197	179,4	14:45'40.797
<b>17° 14 E. DE LA VEGA (1'56.152)</b>							
Lap	Seg.1	Seg.2	Seg.3	Seg.4	Lap Time	km/h	Local Time
1							14:15'13.034
2	38.308	18.306	35.829	38.041	2'10.484P	181,5	14:17'23.518
3	28.643	18.073	33.960	36.437	1'57.113	178,8	14:19'20.631
4	28.415	17.927	34.128	36.345	1'56.815	183,6	14:21'17.446
5	28.470	17.897	34.307	<b>36.212</b>	1'56.886	184,8	14:23'14.332
6	30.777	18.993	37.462	36.859	2'04.091	169,5	14:25'18.423
7	28.543	17.857	33.894	36.562	1'56.856	184,5	14:27'15.279
8	<b>28.313</b>	<b>17.760</b>	33.774	36.305	<b>1'56.152</b>	<b>186,0</b>	14:29'11.431
9	29.979	18.204	34.382	5'30.220	6'52.785P	180,0	14:36'04.216
10	35.285	18.165	34.076	36.606	2'04.132P	178,6	14:38'08.348
11	30.899	17.983	33.867	37.495	2'00.244	182,1	14:40'08.592
12	28.627	18.081	<b>33.765</b>	36.252	1'56.725	180,0	14:42'05.317
13	28.555	18.184	36.079	36.453	1'59.271	178,0	14:44'04.588
14	28.754	18.245	33.843	36.258	1'57.100	177,7	14:46'01.688
<b>18° 80 G. MASTROLUCA (1'56.248)</b>							
Lap	Seg.1	Seg.2	Seg.3	Seg.4	Lap Time	km/h	Local Time
1							14:15'58.649
2	42.139	21.158	47.295	1'02.145	2'52.737P	142,9	14:18'51.386

31/07/2020 P = Pits In/Out - C = Lap Time Cancelled

These data/results cannot be reproduced, stored and/or transmitted in whole or in part by any manner of electronic, mechanical, photocopying, recording, broadcasting or otherwise now known or herein after developed without the previous express consent by the copyright owner, except for reproduction in daily press and regular printed publications on sale to the public within 60 days of the event related to those data/results and always provided that copyright symbol appears together as follows below.

© DORNA WSBK ORGANIZATION Srl 2020





## Pirelli Spanish Round, 31 July - 2 August 2020

### Chronological Analysis Free Practice 2nd Session Gr.B

Jerez 4.423 m

3 / 4

Lap	Seg.1	Seg.2	Seg.3	Seg.4	Lap Time	km/h	Local Time
3	35.340	18.129	34.602	36.500	2'04.571P	179,7	14:20'55.957
4	28.619	18.068	33.862	<b>35.913</b>	1'56.462	180,0	14:22'52.419
5	29.957	18.954	36.177	39.898	2'04.986	174,1	14:24'57.405
6	<b>28.310</b>	18.346	33.758	36.131	1'56.545	<b>182,1</b>	14:26'53.950
7	29.841	23.852	35.606	36.592	14'33.491	144,2	14:41'27.441
8	28.482	<b>17.893</b>	<b>33.755</b>	36.118	<b>1'56.248</b>	181,5	14:43'23.689
9	28.569	18.242	33.792	36.044	1'56.647	178,3	14:45'20.336
<b>23° 93 A. QUINET (1'56.810)</b>							
Lap	Seg.1	Seg.2	Seg.3	Seg.4	Lap Time	km/h	Local Time
1							14:15'04.668
2	35.194	18.454	34.695	37.367	2'05.710P	179,7	14:17'10.378
3	28.935	18.526	34.384	36.698	1'58.543	177,7	14:19'08.921
4	28.735	18.168	34.085	36.612	1'57.600	180,3	14:21'06.521
5	29.085	18.345	34.319	36.652	1'58.401	179,7	14:23'04.922
6	29.304	18.113	35.293	6'37.789	8'00.499P	184,5	14:31'05.421
7	34.270	18.337	34.443	37.240	2'04.290P	183,0	14:33'09.711
8	28.934	18.219	34.156	38.807	2'00.116	181,2	14:35'09.827
9	28.609	18.099	33.995	36.925	1'57.628	180,9	14:37'07.455
10	29.138	18.313	35.739	36.681	4'24.489	180,3	14:41'31.944
11	<b>28.567</b>	17.768	34.422	<b>36.297</b>	1'57.054	<b>187,6</b>	14:43'28.998
12	28.753	<b>17.746</b>	<b>33.694</b>	36.617	<b>1'56.810</b>	186,0	14:45'25.808
<b>24° 12 R. DORE (1'57.494)</b>							
Lap	Seg.1	Seg.2	Seg.3	Seg.4	Lap Time	km/h	Local Time
1							14:14'54.256
2	40.008	18.033	34.970	37.201	2'10.212P	177,7	14:17'04.468
3	28.999	18.009	34.462	36.565	1'58.035	178,0	14:19'02.503
4	28.697	18.066	34.329	36.772	1'57.864	176,8	14:21'00.367
5	28.751	18.130	34.608	36.720	1'58.209	176,8	14:22'58.576
6	29.100	18.689	34.794	37.508	2'00.091	173,3	14:24'58.667
7	28.729	18.082	<b>34.160</b>	<b>36.523</b>	<b>1'57.494</b>	178,6	14:26'56.161
8	28.761	<b>17.961</b>	34.168	2'53.715	4'14.605P	180,6	14:31'10.766
9	35.365	18.197	34.827	37.722	2'06.111P	<b>181,2</b>	14:33'16.877
10	29.113	18.181	34.963	37.301	1'59.558	179,4	14:35'16.435
11	28.931	18.202	34.455	36.597	1'58.185	177,1	14:37'14.620
12	28.724	18.253	34.323	36.750	1'58.050C	178,6	14:39'12.670
13	<b>28.633</b>	18.285	34.612	37.575	1'59.105	176,8	14:41'11.775
14	28.869	18.516	34.726	37.031	1'59.142	175,7	14:43'10.917
15	29.031	18.345	34.614	36.884	1'58.874	174,1	14:45'09.791
<b>25° 63 M. HRAVA (1'57.862)</b>							
Lap	Seg.1	Seg.2	Seg.3	Seg.4	Lap Time	km/h	Local Time
1							14:14'57.668
2	42.105	19.511	36.370	38.309	2'16.295P	177,7	14:17'13.963
3	29.947	18.636	34.924	37.528	2'01.035	176,0	14:19'14.998
4	29.301	18.387	34.743	37.311	1'59.742	176,8	14:21'14.740
5	29.292	18.329	34.678	36.949	1'59.248	178,3	14:23'13.988
6	29.012	18.206	34.392	36.720	1'58.330	180,9	14:25'12.318
7	29.152	18.195	34.117	<b>36.458</b>	1'57.922	<b>182,4</b>	14:27'10.240
8	28.995	<b>18.069</b>	34.108	36.690	<b>1'57.862</b>	181,8	14:29'08.102
9	28.864	18.304	34.161	37.067	1'58.396	174,9	14:31'06.498
10	29.215	19.162	35.090	37.551	9'16.749	177,7	14:40'23.247
11	29.010	18.125	34.408	37.197	1'58.740	180,6	14:42'21.987
12	28.900	18.245	<b>34.100</b>	37.217	1'58.462	178,8	14:44'20.449
13	<b>28.774</b>	18.261	34.302	36.832	1'58.169	180,3	14:46'18.618
<b>26° 47 M. CERVENKA (1'58.294)</b>							
Lap	Seg.1	Seg.2	Seg.3	Seg.4	Lap Time	km/h	Local Time
1							14:15'01.428
2	42.690	19.058	36.378	38.140	2'16.266P	178,0	14:17'17.694
3	29.449	18.582	35.411	37.734	2'01.176	178,8	14:19'18.870
4	29.151	18.740	35.244	<b>36.928</b>	2'00.063	157,7	14:21'18.933
5	29.217	18.359	34.703	37.539	1'59.818	180,6	14:23'18.751
6	28.988	18.429	35.135	37.209	1'59.761	179,4	14:25'18.512
7	<b>28.925</b>	<b>18.098</b>	<b>34.310</b>	36.961	<b>1'58.294</b>	<b>183,3</b>	14:27'16.806
<b>22° 73 J. PEREZ GONZALEZ (1'56.784)</b>							
Lap	Seg.1	Seg.2	Seg.3	Seg.4	Lap Time	km/h	Local Time
1							14:15'11.400
2	39.766	18.230	36.581	38.129	2'12.706P	179,4	14:17'24.106
3	28.832	18.141	<b>33.719</b>	<b>36.112</b>	1'56.804	175,7	14:19'20.910
4	<b>28.228</b>	<b>17.911</b>	34.441	36.204	<b>1'56.784</b>	181,8	14:21'17.694
5	28.350	17.945	34.251	36.488	1'57.034	<b>183,9</b>	14:23'14.728

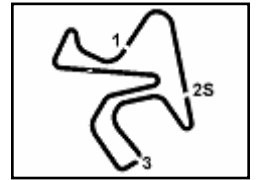
31/07/2020 P = Pits In/Out - C = Lap Time Cancelled

These data/results cannot be reproduced, stored and/or transmitted in whole or in part by any manner of electronic, mechanical, photocopying, recording, broadcasting or otherwise now known or herein after developed without the previous express consent by the copyright owner, except for reproduction in daily press and regular printed publications on sale to the public within 60 days of the event related to those data/results and always provided that copyright symbol appears together as follows below.

© DORNA WSBK ORGANIZATION Srl 2020







Jerez 4.423 m

4 / 4

**Pirelli Spanish Round, 31 July - 2 August 2020**  
**Chronological Analysis Free Practice 2nd Session Gr.B**

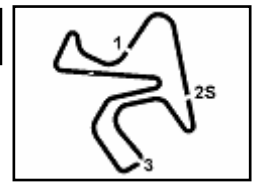
8	28.927	18.308	34.827	37.299	1'59.361	<b>183,3</b>	14:29'16.167
9	29.360	18.749	35.016	37.633	2'00.758	178,6	14:31'16.925
10	28.974	18.373	34.709	37.809	1'59.865	180,6	14:33'16.790
11	29.005	18.323	34.694	37.058	1'59.080	180,6	14:35'15.870
12	29.040	18.689	35.163	37.351	2'00.243	177,1	14:37'16.113
13	29.240	18.440	34.898	37.455	2'00.033	181,2	14:39'16.146

31/07/2020 P = Pits In/Out - C = Lap Time Cancelled

These data/results cannot be reproduced, stored and/or transmitted in whole or in part by any manner of electronic, mechanical, photocopying, recording, broadcasting or otherwise now known or herein after developed without the previous express consent by the copyright owner, except for reproduction in daily press and regular printed publications on sale to the public within 60 days of the event related to those data/results and always provided that copyright symbol appears together as follows below.

© DORNA WSBK ORGANIZATION Srl 2020

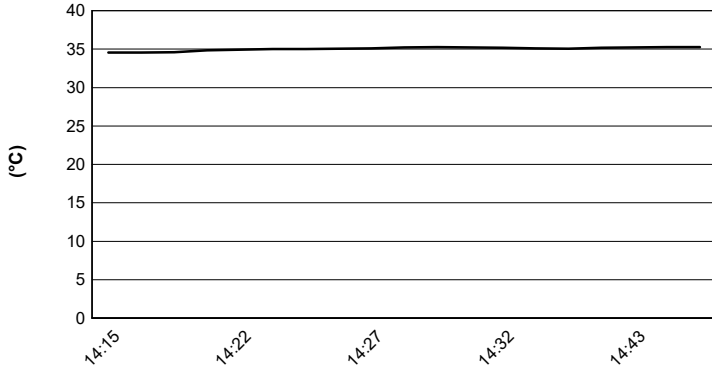




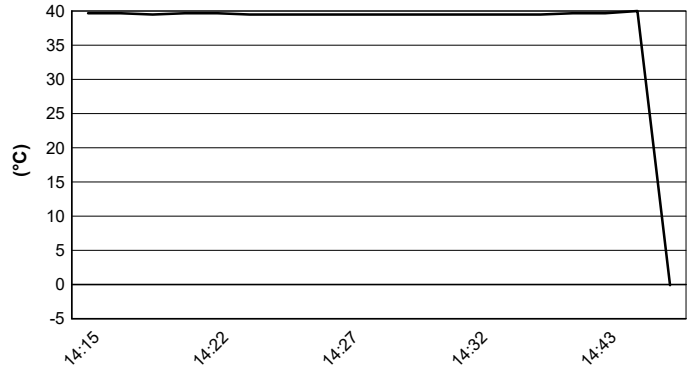
Jerez 4.423 m

**Pirelli Spanish Round, 31 July - 2 August 2020**  
**Weather Report Free Practice 2nd Session Gr.B**  
 Session started 14:15 - Session ended 14:47


**Air Temperature**



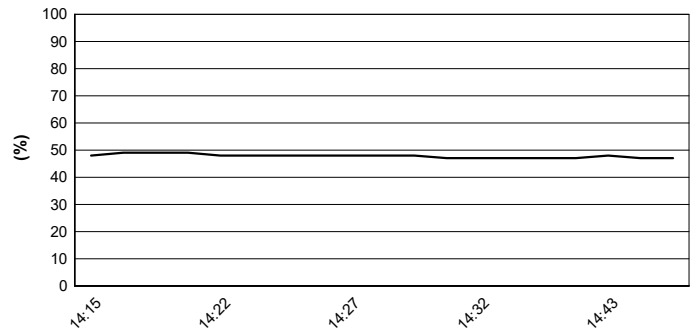
**Track Temperature**



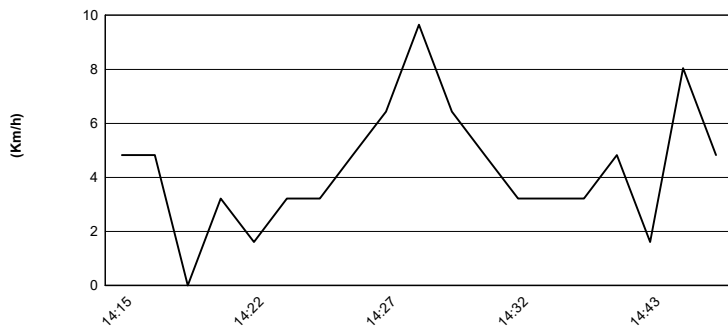
**Air Pressure**



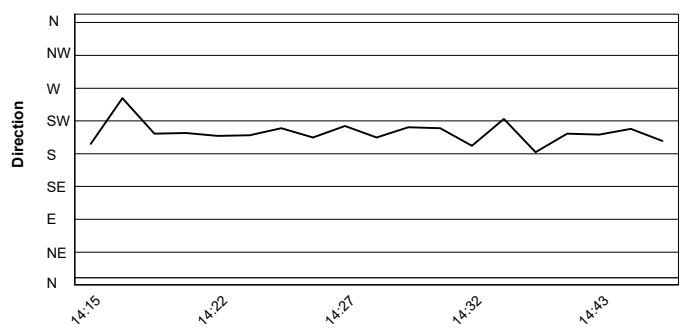
**Humidity**



**Wind Speed**



**Wind Direction**



31/07/2020

These data/results cannot be reproduced, stored and/or transmitted in whole or in part by any manner of electronic, mechanical, photocopying, recording, broadcasting or otherwise now known or herein after developed without the previous express consent by the copyright owner, except for reproduction in daily press and regular printed publications on sale to the public within 60 days of the event related to those data/results and always provided that copyright symbol appears together as follows below.

© DORNA WSBK ORGANIZATION Srl 2020



Official Fuel Supplier



FICR PERUGIA TIMING

Official Tyre Supplier



Official Timekeeper



## Pirelli Spanish Round, 31 July - 2 August 2020

### Best Laps & Speeds Gr.B

No.	Rider Bike	Nat	Best Lap		FP1		FP2									
			LL	SPD	LL	SPD	LL	SPD								
1	<b>69 T. BOOTH-AMOS</b> Kawasaki Ninja 400	GBR	<b>1'53.756</b> 21 193,1		1'53.910 8 <b>193,1</b>		<b>1'53.756</b> 13 192,8									
2	<b>83 M. KAWAKAMI</b> Yamaha YZF-R3	BRA	<b>1'53.907</b> 22 188,5		1'53.907 13 188,2		1'54.148 9 <b>188,5</b>									
3	<b>95 S. DEROUE</b> Kawasaki Ninja 400	NED	<b>1'54.001</b> 19 193,8		1'54.399 8 188,2		<b>1'54.001</b> 11 <b>193,8</b>									
4	<b>64 H. DE CANCELLIS</b> Yamaha YZF-R3	FRA	<b>1'54.043</b> 25 188,8		1'54.625 12 <b>188,8</b>		<b>1'54.043</b> 13 188,2									
5	<b>61 Y. OKAYA</b> Kawasaki Ninja 400	JPN	<b>1'54.113</b> 25 193,5		1'55.191 13 190,5		<b>1'54.113</b> 12 <b>193,5</b>									
6	<b>80 G. MASTROLUCA</b> Kawasaki Ninja 400	ITA	<b>1'54.116</b> 20 192,8		1'54.116 12 <b>192,8</b>		1'56.248 8 182,0									
7	<b>71 T. EDWARDS</b> Kawasaki Ninja 400	AUS	<b>1'54.244</b> 19 190,8		1'54.611 12 <b>190,8</b>		<b>1'54.244</b> 7 186,3									
8	<b>85 K. SABATUCCI</b> Kawasaki Ninja 400	ITA	<b>1'54.342</b> 22 189,2		1'54.342 14 <b>189,2</b>		1'54.579 8 <b>189,2</b>									
9	<b>15 A. COPPOLA</b> Kawasaki Ninja 400	ITA	<b>1'54.353</b> 22 191,8		1'54.353 12 <b>191,8</b>		1'55.449 10 189,8									
10	<b>87 T. KAWAKAMI</b> Yamaha YZF-R3	BRA	<b>1'54.391</b> 24 192,8		1'54.391 13 <b>192,8</b>		1'55.461 11 188,2									
11	<b>23 S. MARKARIAN</b> Yamaha YZF-R3	FRA	<b>1'54.394</b> 19 189,8		1'54.394 13 <b>189,8</b>		1'55.547 6 188,2									
12	<b>11 A. CARRASCO</b> Kawasaki Ninja 400	ESP	<b>1'54.408</b> 23 192,8		1'54.473 12 <b>192,8</b>		<b>1'54.408</b> 11 188,8									
13	<b>54 B. SOFUOGLU</b> Yamaha YZF-R3	TUR	<b>1'54.808</b> 18 190,8		1'54.875 7 <b>190,8</b>		<b>1'54.808</b> 11 190,1									
14	<b>48 T. BRIANTI</b> Kawasaki Ninja 400	ITA	<b>1'54.814</b> 25 192,5		1'54.823 13 <b>192,5</b>		<b>1'54.814</b> 12 192,1									
15	<b>52 O. KÖNIG</b> KTM RC 390 R	CZE	<b>1'55.008</b> 22 191,1		1'55.008 12 <b>191,1</b>		1'55.730 10 188,5									
16	<b>98 T. BERCOT</b> Yamaha YZF-R3	FRA	<b>1'55.008</b> 25 190,8		1'55.008 13 <b>190,8</b>		1'55.985 12 181,7									
17	<b>58 I. IGLESIAS</b> Kawasaki Ninja 400	ESP	<b>1'55.239</b> 23 191,5		1'55.490 14 <b>191,5</b>		<b>1'55.239</b> 9 188,5									
18	<b>14 E. DE LA VEGA</b> Yamaha YZF-R3	FRA	<b>1'55.673</b> 26 189,2		1'55.673 13 <b>189,2</b>		1'56.152 13 186,0									
19	<b>16 E. VOCINO</b> Kawasaki Ninja 400	ITA	<b>1'55.794</b> 25 186,9		1'55.794 13 <b>186,9</b>		1'56.500 12 180,2									
20	<b>97 M. KAPPLER</b> KTM RC 390 R	GER	<b>1'56.322</b> 24 187,9		1'56.752 12 186,6		<b>1'56.322</b> 12 <b>187,9</b>									
21	<b>68 J. IOVERNO</b> Kawasaki Ninja 400	ITA	<b>1'56.575</b> 22 188,2		1'56.792 10 <b>188,2</b>		<b>1'56.575</b> 12 183,8									
22	<b>73 J. PEREZ GONZALEZ</b> Yamaha YZF-R3	ESP	<b>1'56.720</b> 21 186,0		1'56.720 13 <b>186,0</b>		1'56.784 8 183,8									
23	<b>93 A. QUINET</b> Kawasaki Ninja 400	FRA	<b>1'56.810</b> 22 187,6		1'57.921 11 <b>187,6</b>		<b>1'56.810</b> 11 <b>187,6</b>									
24	<b>12 R. DORE</b> Yamaha YZF-R3	FRA	<b>1'57.494</b> 29 183,8		1'57.770 15 <b>183,8</b>		<b>1'57.494</b> 14 181,1									
25	<b>63 M. HRAVA</b> Kawasaki Ninja 400	CZE	<b>1'57.862</b> 25 184,1		1'58.073 13 <b>184,1</b>		<b>1'57.862</b> 12 182,3									

31/07/2020

These data/results cannot be reproduced, stored and/or transmitted in whole or in part by any manner of electronic, mechanical, photocopying, recording, broadcasting or otherwise now known or herein after developed without the previous express consent by the copyright owner, except for reproduction in daily press and regular printed publications on sale to the public within 60 days of the event related to those data/results and always provided that copyright symbol appears together as follows below.

© DORNA WSBK ORGANIZATION Srl 2020





Jerez 4.423 m

## Pirelli Spanish Round, 31 July - 2 August 2020

### Best Laps & Speeds Gr.B

2 / 2

No.	Rider Bike	Nat	Best Lap		FP1		FP2						
			LL	SPD	LL	SPD	LL	SPD					
26	47 M. CERVENKA Kawasaki Ninja 400	CZE	1'58.294	183.2	2'00.581	12	1'58.294	183.2					
27	94 S. SANCHEZ TAMAYO Yamaha YZF-R3	ESP											

31/07/2020

These data/results cannot be reproduced, stored and/or transmitted in whole or in part by any manner of electronic, mechanical, photocopying, recording, broadcasting or otherwise now known or herein after developed without the previous express consent by the copyright owner, except for reproduction in daily press and regular printed publications on sale to the public within 60 days of the event related to those data/results and always provided that copyright symbol appears together as follows below.

© DORNA WSBK ORGANIZATION Srl 2020





## Pirelli Spanish Round, 31 July - 2 August 2020

### Free Practices Combined Results after FP2

Jerez 4.423 m

No.	Rider	Nat	Team	Bike	Class	FP1	FP2	FP3	Time	Gap	Rel.	Avg	LL
1	<b>8 M. PEREZ</b>	ESP	Prodina Ircos Team WorldSSP300	Kawasaki Ninja 400	A	<b>1'53.609</b>	1'54.630		<b>1'53.609</b>			140,154	20
2	<b>69 T. BOOTH-AMOS</b>	GBR	RT Motorsports by SKM - Kawasaki	Kawasaki Ninja 400	B	1'53.910	<b>1'53.756</b>		<b>1'53.756</b>	0.147	0.147	139,973	21
3	<b>10 U. ORRADRE</b>	ESP	Yamaha MS Racing	Yamaha YZF-R3	A	<b>1'53.770</b>	1'55.169		<b>1'53.770</b>	0.161	0.014	139,956	21
4	<b>83 M. KAWAKAMI</b>	BRA	Team Brasil AD 78	Yamaha YZF-R3	B	<b>1'53.907</b>	1'54.148		<b>1'53.907</b>	0.298	0.137	139,788	22
5	<b>95 S. DEROUÉ</b>	NED	MTM Kawasaki MOTOPOST	Kawasaki Ninja 400	B	1'54.399	<b>1'54.001</b>		<b>1'54.001</b>	0.392	0.094	139,672	19
6	<b>64 H. DE CANCELLIS</b>	FRA	Team TRASIMENO	Yamaha YZF-R3	B	1'54.625	<b>1'54.043</b>		<b>1'54.043</b>	0.434	0.042	139,621	25
7	<b>61 Y. OKAYA</b>	JPN	MTM Kawasaki MOTOPOST	Kawasaki Ninja 400	B	1'55.191	<b>1'54.113</b>		<b>1'54.113</b>	0.504	0.070	139,535	25
8	<b>80 G. MASTROLUCA</b>	ITA	GP Project	Kawasaki Ninja 400	B	<b>1'54.116</b>	1'56.248		<b>1'54.116</b>	0.507	0.003	139,532	20
9	<b>71 T. EDWARDS</b>	AUS	Kawasaki ParkinGO Team	Kawasaki Ninja 400	B	1'54.611	<b>1'54.244</b>		<b>1'54.244</b>	0.635	0.128	139,375	19
10	<b>88 B. IERACI</b>	ITA	Kawasaki GP Project	Kawasaki Ninja 400	A	<b>1'54.338</b>	1'54.585		<b>1'54.338</b>	0.729	0.094	139,261	20
11	<b>85 K. SABATUCCI</b>	ITA	Kawasaki GP Project	Kawasaki Ninja 400	B	<b>1'54.342</b>	1'54.579		<b>1'54.342</b>	0.733	0.004	139,256	22
12	<b>15 A. COPPOLA</b>	ITA	Kawasaki GP Project	Kawasaki Ninja 400	B	<b>1'54.353</b>	1'55.449		<b>1'54.353</b>	0.744	0.011	139,243	22
13	<b>87 T. KAWAKAMI</b>	BRA	Yamaha MS Racing	Yamaha YZF-R3	B	<b>1'54.391</b>	1'55.461		<b>1'54.391</b>	0.782	0.038	139,196	24
14	<b>23 S. MARKARIAN</b>	FRA	Yamaha MS Racing	Yamaha YZF-R3	B	<b>1'54.394</b>	1'55.547		<b>1'54.394</b>	0.785	0.003	139,193	19
15	<b>11 A. CARRASCO</b>	ESP	Kawasaki Provec WorldSSP300	Kawasaki Ninja 400	B	1'54.473	<b>1'54.408</b>		<b>1'54.408</b>	0.799	0.014	139,176	23
16	<b>84 K. ALOISI</b>	ITA	ProGP Racing	Yamaha YZF-R3	A	1'55.107	<b>1'54.476</b>		<b>1'54.476</b>	0.867	0.068	139,093	26
17	<b>6 J. BUIS</b>	NED	MTM Kawasaki MOTOPOST	Kawasaki Ninja 400	A	<b>1'54.581</b>	1'55.699		<b>1'54.581</b>	0.972	0.105	138,965	22
18	<b>22 N. KALININ</b>	UKR	Battley-RT Motorsports by SKM-Kawasaki	Kawasaki Ninja 400	A	<b>1'54.589</b>	1'55.572		<b>1'54.589</b>	0.980	0.008	138,956	24
19	<b>7 J. GIMBERT</b>	FRA	GP Project	Kawasaki Ninja 400	A	<b>1'54.631</b>	1'55.189		<b>1'54.631</b>	1.022	0.042	138,905	23
20	<b>41 J. JAHNIG</b>	GER	Freudenberg KTM Junior Team	KTM RC 390 R	A	<b>1'54.679</b>	1'55.382		<b>1'54.679</b>	1.070	0.048	138,847	20
21	<b>54 B. SOFUOGLU</b>	TUR	Biblion Motoxtracing Yamaha WSSP300	Yamaha YZF-R3	B	1'54.875	<b>1'54.808</b>		<b>1'54.808</b>	1.199	0.129	138,691	18
22	<b>48 T. BRIANTI</b>	ITA	Prodina Ircos Team WorldSSP300	Kawasaki Ninja 400	B	1'54.823	<b>1'54.814</b>		<b>1'54.814</b>	1.205	0.006	138,683	25
23	<b>4 C. STANGE</b>	GER	Freudenberg KTM WorldSSP Team	KTM RC 390 R	A	<b>1'54.967</b>	1'56.222		<b>1'54.967</b>	1.358	0.153	138,499	14
24	<b>98 T. BERCOT</b>	FRA	ProGP Racing	Yamaha YZF-R3	B	<b>1'55.008</b>	1'55.985		<b>1'55.008</b>	1.399	0.041	138,449	25
25	<b>52 O. KÖNIG</b>	CZE	Freudenberg KTM Junior Team	KTM RC 390 R	B	<b>1'55.008</b>	1'55.730		<b>1'55.008</b>	1.399		138,449	22
26	<b>17 K. MEUFFELS</b>	NED	MTM Kawasaki MOTOPOST	Kawasaki Ninja 400	A	<b>1'55.180</b>	1'56.061		<b>1'55.180</b>	1.571	0.172	138,243	18
27	<b>9 P. GRASSIA</b>	ITA	Team CHIODO Moto Racing	Yamaha YZF-R3	A	1'55.919	<b>1'55.224</b>		<b>1'55.224</b>	1.615	0.044	138,190	23
28	<b>58 I. IGLESIAS</b>	ESP	Scuderia Maranga Racing	Kawasaki Ninja 400	B	1'55.490	<b>1'55.239</b>		<b>1'55.239</b>	1.630	0.015	138,172	23
29	<b>46 S. DI SORA</b>	FRA	Leader Team Flembbo	Kawasaki Ninja 400	A	<b>1'55.240</b>	1'56.836		<b>1'55.240</b>	1.631	0.001	138,171	24
30	<b>27 F. ROVELLI</b>	ITA	Kawasaki ParkinGO Team	Kawasaki Ninja 400	A	1'55.312	<b>1'55.270</b>		<b>1'55.270</b>	1.661	0.030	138,135	19
31	<b>2 A. CARRION</b>	ESP	Smrz Racing - Willi Race	Kawasaki Ninja 400	A	<b>1'55.281</b>	1'55.466		<b>1'55.281</b>	1.672	0.011	138,122	23
32	<b>25 A. KROH</b>	GER	Yamaha MS Racing	Yamaha YZF-R3	A	1'55.772	<b>1'55.547</b>		<b>1'55.547</b>	1.938	0.266	137,804	24
33	<b>44 T. BRAMICH</b>	AUS	Carl Cox-RT Motorsports by SKM-Kawasaki	Kawasaki Ninja 400	A	1'56.046	<b>1'55.619</b>		<b>1'55.619</b>	2.010	0.072	137,718	24
34	<b>45 F. MACAN</b>	BRA	Team Brasil AD 78	Yamaha YZF-R3	A	1'55.683	<b>1'55.625</b>		<b>1'55.625</b>	2.016	0.006	137,711	23
35	<b>14 E. DE LA VEGA</b>	FRA	Machaco Came SBK	Yamaha YZF-R3	B	<b>1'55.673</b>	1'56.152		<b>1'55.673</b>	2.064	0.048	137,654	26
36	<b>16 E. VOCINO</b>	ITA	Gradaracorse	Kawasaki Ninja 400	B	<b>1'55.794</b>	1'56.500		<b>1'55.794</b>	2.185	0.121	137,510	25
37	<b>30 G. VAN STRAALLEN</b>	NED	EAB Ten Kate Racing	Yamaha YZF-R3	A	<b>1'55.854</b>	1'56.012		<b>1'55.854</b>	2.245	0.060	137,439	19
38	<b>3 M. GAGGI</b>	ITA	Machaco Came SBK	Yamaha YZF-R3	A	1'56.482	<b>1'55.966</b>		<b>1'55.966</b>	2.357	0.112	137,306	24
39	<b>26 M. GENNAI</b>	ITA	Team BrCorse	Yamaha YZF-R3	A	1'56.484	<b>1'56.283</b>		<b>1'56.283</b>	2.674	0.317	136,931	25
40	<b>97 M. KAPPLER</b>	GER	Freudenberg KTM WorldSSP Team	KTM RC 390 R	B	1'56.752	<b>1'56.322</b>		<b>1'56.322</b>	2.713	0.039	136,886	24
41	<b>68 J. IOVERNO</b>	ITA	Scuderia Maranga Racing	Kawasaki Ninja 400	B	1'56.792	<b>1'56.575</b>		<b>1'56.575</b>	2.966	0.253	136,588	22
42	<b>73 J. PEREZ GONZALEZ</b>	ESP	Machaco Came SBK	Yamaha YZF-R3	B	<b>1'56.720</b>	1'56.784		<b>1'56.720</b>	3.111	0.145	136,419	21
43	<b>72 A. DIAZ</b>	ESP	Biblion Motoxtracing Yamaha WSSP300	Yamaha YZF-R3	A	1'57.405	<b>1'56.733</b>		<b>1'56.733</b>	3.124	0.013	136,404	23
44	<b>93 A. QUINET</b>	FRA	TGP Racing	Kawasaki Ninja 400	B	1'57.921	<b>1'56.810</b>		<b>1'56.810</b>	3.201	0.077	136,314	22
45	<b>66 E. MCGLINCHEY</b>	GBR	Team#109 Kawasaki	Kawasaki Ninja 400	A	1'58.760	<b>1'56.975</b>		<b>1'56.975</b>	3.366	0.165	136,121	27
46	<b>20 G. MATERN</b>	FRA	Machaco Came SBK	Yamaha YZF-R3	A	<b>1'57.405</b>	1'57.636		<b>1'57.405</b>	3.796	0.430	135,623	18
47	<b>12 R. DORE</b>	FRA	Doré Racing Team	Yamaha YZF-R3	B	1'57.770	<b>1'57.494</b>		<b>1'57.494</b>	3.885	0.089	135,520	29
48	<b>24 D. BLIN</b>	POL	Biblion Motoxtracing Yamaha WSSP300	Yamaha YZF-R3	A	1'59.144	<b>1'57.556</b>		<b>1'57.556</b>	3.947	0.062	135,449	12
49	<b>63 M. HRAVA</b>	CZE	ACCR Czech Talent Team - Willi Race	Kawasaki Ninja 400	B	1'58.073	<b>1'57.862</b>		<b>1'57.862</b>	4.253	0.306	135,097	25
50	<b>47 M. CERVENKA</b>	CZE	Smrz Racing - Willi Race	Kawasaki Ninja 400	B	2'00.581	<b>1'58.294</b>		<b>1'58.294</b>	4.685	0.432	134,604	24
51	<b>18 I. OFFER</b>	GBR	Scuderia Maranga Racing	Kawasaki Ninja 400	A	<b>1'59.410</b>	1'59.870		<b>1'59.410</b>	5.801	1.116	133,346	24
52	<b>77 L. GRUAU</b>	FRA	TGP Racing	Kawasaki Ninja 400	A	2'02.821	<b>2'01.288</b>		<b>2'01.288</b>	7.679	1.878	131,281	25
53	<b>94 S. SANCHEZ TAMAYO</b>	ESP	ProGP Racing	Yamaha YZF-R3	B								0

31/07/2020

These data/results cannot be reproduced, stored and/or transmitted in whole or in part by any manner of electronic, mechanical, photocopying, recording, broadcasting or otherwise now known or herein after developed without the previous express consent by the copyright owner, except for reproduction in daily press and regular printed publications on sale to the public within 60 days of the event related to those data/results and always provided that copyright symbol appears together as follows below.

© DORNA WSBK ORGANIZATION Srl 2020



Official Fuel Supplier



Official Tyre Supplier



Official Timekeeper