

Pirelli Spanish Round, 31 July - 2 August 2020

Results Tissot Superpole

Jerez 4.423 m

1 / 2

No.	Rider	Nat	Team	Bike	Class	Time	Gap	Rel.	Laps	Speed	
										Avg	Max
1	83 M. KAWAKAMI	BRA	Team Brasil AD 78	Yamaha YZF-R3	B	1'52.265			4	141,832	191,5
2	10 U. ORRADRE	ESP	Yamaha MS Racing	Yamaha YZF-R3	A	1'53.128	0.863	0.863	8	140,750	189,2
3	88 B. IERACI	ITA	Kawasaki GP Project	Kawasaki Ninja 400	A	1'53.270	1.005	0.142	8	140,574	191,5
4	11 A. CARRASCO	ESP	Kawasaki Provec WorldSSP300	Kawasaki Ninja 400	B	1'53.447	1.182	0.177	8	140,355	191,8
5	64 H. DE CANCELLIS	FRA	Team TRASIMENO	Yamaha YZF-R3	B	1'53.470	1.205	0.023	8	140,326	190,2
6	8 M. PEREZ	ESP	Prodina Ircos Team WorldSSP300	Kawasaki Ninja 400	A	1'53.490	1.225	0.020	8	140,301	195,2
7	48 T. BRIANTI	ITA	Prodina Ircos Team WorldSSP300	Kawasaki Ninja 400	B	1'53.520	1.255	0.030	8	140,264	191,8
8	54 B. SOFUOGLU	TUR	Biblion Motoxrcing Yamaha WSSP300	Yamaha YZF-R3	B	1'53.654	1.389	0.134	9	140,099	192,5
9	22 N. KALININ	UKR	Battley-RT Motorsports by SKM-Kawasaki	Kawasaki Ninja 400	A	1'53.701	1.436	0.047	9	140,041	188,3
10	61 Y. OKAYA	JPN	MTM Kawasaki MOTOPOST	Kawasaki Ninja 400	B	1'53.795	1.530	0.094	8	139,925	193,2
11	6 J. BUIS	NED	MTM Kawasaki MOTOPOST	Kawasaki Ninja 400	A	1'53.811	1.546	0.016	8	139,906	193,8
12	71 T. EDWARDS	AUS	Kawasaki ParkinGO Team	Kawasaki Ninja 400	B	1'53.827	1.562	0.016	8	139,886	187,0
13	95 S. DEROUE	NED	MTM Kawasaki MOTOPOST	Kawasaki Ninja 400	B	1'53.872	1.607	0.045	8	139,831	190,8
14	85 K. SABATUCCI	ITA	Kawasaki GP Project	Kawasaki Ninja 400	B	1'53.900	1.635	0.028	7	139,796	187,9
15	69 T. BOOTH-AMOS	GBR	RT Motorsports by SKM - Kawasaki	Kawasaki Ninja 400	B	1'53.987	1.722	0.087	8	139,690	187,9
16	87 T. KAWAKAMI	BRA	Yamaha MS Racing	Yamaha YZF-R3	B	1'54.148	1.883	0.161	8	139,493	187,0
17	45 F. MACAN	BRA	Team Brasil AD 78	Yamaha YZF-R3	A	1'54.275	2.010	0.127	7	139,338	188,6
18	23 S. MARKARIAN	FRA	Yamaha MS Racing	Yamaha YZF-R3	B	1'54.345	2.080	0.070	7	139,252	185,1
19	9 P. GRASSIA	ITA	Team CHIODO Moto Racing	Yamaha YZF-R3	A	1'54.395	2.130	0.050	8	139,191	189,2
20	7 J. GIMBERT	FRA	GP Project	Kawasaki Ninja 400	A	1'54.413	2.148	0.018	8	139,169	189,9
21	2 A. CARRION	ESP	Smrz Racing - Willi Race	Kawasaki Ninja 400	A	1'54.471	2.206	0.058	8	139,099	187,3
22	72 A. DIAZ	ESP	Biblion Motoxrcing Yamaha WSSP300	Yamaha YZF-R3	A	1'54.598	2.333	0.127	9	138,945	187,0
23	30 G. VAN STRAALEN	NED	EAB Ten Kate Racing	Yamaha YZF-R3	A	1'54.619	2.354	0.021	8	138,919	190,2
24	52 O. KÖNIG	CZE	Freudenberg KTM Junior Team	KTM RC 390 R	B	1'54.625	2.360	0.006	8	138,912	195,9
25	84 K. ALOISI	ITA	ProGP Racing	Yamaha YZF-R3	A	1'54.704	2.439	0.079	9	138,816	189,9
26	25 A. KROH	GER	Yamaha MS Racing	Yamaha YZF-R3	A	1'54.806	2.541	0.102	8	138,693	189,2
27	27 F. ROVELLI	ITA	Kawasaki ParkinGO Team	Kawasaki Ninja 400	A	1'54.923	2.658	0.117	5	138,552	186,0
28	58 I. IGLESIAS	ESP	Scuderia Maranga Racing	Kawasaki Ninja 400	B	1'54.996	2.731	0.073	7	138,464	187,0
29	80 G. MASTROLUCA	ITA	GP Project	Kawasaki Ninja 400	B	1'55.339	3.074	0.343	7	138,052	183,9
30	15 A. COPPOLA	ITA	Kawasaki GP Project	Kawasaki Ninja 400	B	2'04.583	12.318	9.244	6	127,809	187,6

Qualifying Lap Time (107% of 1'52.265): 2'00.125

AIR	Humidity:	48%	Temp:	33°C
TRACK	Condition:	Dry	Temp:	38°C

Records	Pole (SP)	2019 V.Steeman	1'52.199	141,920	Km/h
	Race (RC2)	2019 K.Meuffels	1'52.778	141,190	Km/h
	All Times (SP)	2019 V.Steeman	1'52.199	141,920	Km/h

Start 01/08/2020 12:20 End 12:48 The results are provisional until the end of the time limit for protests and appeals and the completion of the technical checks.

These data/results cannot be reproduced, stored and/or transmitted in whole or in part by any manner of electronic, mechanical, photocopying, recording, broadcasting or otherwise now known or herein after developed without the previous express consent by the copyright owner, except for reproduction in daily press and regular printed publications on sale to the public within 60 days of the event related to those data/results and always provided that copyright symbol appears together as follows below.

© DORNA WSBK ORGANIZATION Srl 2020



Official Fuel Supplier

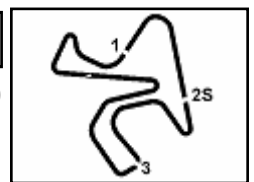


PIRELLI PERUGIA TIMING

Official Tyre Supplier



Official Timekeeper



Pirelli Spanish Round, 31 July - 2 August 2020

Results Tissot Superpole

Session Highlights

Local Time	No. Rider	Description
12.20.00		Start
12.21.00		WorldSSP Works on bikes are allowed
12.23.03	52 O. KÖNIG	Current Lap Cancelled - Exceeded Track Limits - Turn 13
12.24.58	23 S. MARKARIAN	Crashed - Turn 13
12.25.08	58 I. IGLESIAS	Current Lap Cancelled - Exceeded Track Limits - Turn 13
12.27.17	15 A. COPPOLA	Technical Problem - Pit Out
12.28.31	52 O. KÖNIG	Current Lap Cancelled - Exceeded Track Limits - Turn 10
12.29.55	11 A. CARRASCO	Lap Cancelled (1'54.109) - Exceeded Track Limits - Turn 13
12.30.09	61 Y. OKAYA	Current Lap Cancelled - Exceeded Track Limits - Turn 4
12.30.49	83 M. KAWAKAMI	Crashed - Turn 11
12.31.40		RED FLAG
12.43.00		Session Restart
12.45.56	45 F. MACAN	Crashed - Turn 8
12.47.07	15 A. COPPOLA	Crashed - Turn 13
12.47.59		SSP300 LCR Pit Lane Will Open at 12:50
12.48.13		End Of Session

Fastest Laps Sequence

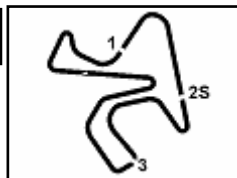
No.	Rider	Nat	Team	Bike	Local Time	Time	Gap	Avg
2	A. CARRION	ESP	Smrz Racing - Willi Race	Kawasaki Ninja 400	12:24'02.135	1'55.113		138,323
64	H. DE CANCELLIS	FRA	Team TRASIMENO	Yamaha YZF-R3	12:24'43.028	1'54.238	-0.875	139,383
10	U. ORRADRE	ESP	Yamaha MS Racing	Yamaha YZF-R3	12:24'43.321	1'53.128	-1.110	140,750
83	M. KAWAKAMI	BRA	Team Brasil AD 78	Yamaha YZF-R3	12:24'45.570	1'52.265	-0.863	141,832

Start 01/08/2020 12:20 End 12:48 The results are provisional until the end of the time limit for protests and appeals and the completion of the technical checks.

These data/results cannot be reproduced, stored and/or transmitted in whole or in part by any manner of electronic, mechanical, photocopying, recording, broadcasting or otherwise now known or herein after developed without the previous express consent by the copyright owner, except for reproduction in daily press and regular printed publications on sale to the public within 60 days of the event related to those data/results and always provided that copyright symbol appears together as follows below.

© DORNA WSBK ORGANIZATION Srl 2020





Pirelli Spanish Round, 31 July - 2 August 2020

Best Sectors & Speed Tissot Superpole

Jerez 4.423 m

BEST LAP			
1	83 M. KAWAKAMI	Yamaha YZF-R3	1'52.265
2	10 U. ORRADRE	Yamaha YZF-R3	1'53.128
3	88 B. IERACI	Kawasaki Ninja 400	1'53.270
4	11 A. CARRASCO	Kawasaki Ninja 400	1'53.447
5	64 H. DE CANCELLIS	Yamaha YZF-R3	1'53.470
6	8 M. PEREZ	Kawasaki Ninja 400	1'53.490
7	48 T. BRIANTI	Kawasaki Ninja 400	1'53.520
8	54 B. SOFUOGLU	Yamaha YZF-R3	1'53.654
9	22 N. KALININ	Kawasaki Ninja 400	1'53.701
10	61 Y. OKAYA	Kawasaki Ninja 400	1'53.795
11	6 J. BUIS	Kawasaki Ninja 400	1'53.811
12	71 T. EDWARDS	Kawasaki Ninja 400	1'53.827
13	95 S. DEROUE	Kawasaki Ninja 400	1'53.872
14	85 K. SABATUCCI	Kawasaki Ninja 400	1'53.900
15	69 T. BOOTH-AMOS	Kawasaki Ninja 400	1'53.987
16	87 T. KAWAKAMI	Yamaha YZF-R3	1'54.148
17	45 F. MACAN	Yamaha YZF-R3	1'54.275
18	23 S. MARKARIAN	Yamaha YZF-R3	1'54.345
19	9 P. GRASSIA	Yamaha YZF-R3	1'54.395
20	7 J. GIMBERT	Kawasaki Ninja 400	1'54.413
21	2 A. CARRION	Kawasaki Ninja 400	1'54.471
22	72 A. DIAZ	Yamaha YZF-R3	1'54.598
23	30 G. VAN STRAALLEN	Yamaha YZF-R3	1'54.619
24	52 O. KÖNIG	KTM RC 390 R	1'54.625
25	84 K. ALOISI	Yamaha YZF-R3	1'54.704
26	25 A. KROH	Yamaha YZF-R3	1'54.806
27	27 F. ROVELLI	Kawasaki Ninja 400	1'54.923
28	58 I. IGLESIAS	Kawasaki Ninja 400	1'54.996
29	80 G. MASTROLUCA	Kawasaki Ninja 400	1'55.339
30	15 A. COPPOLA	Kawasaki Ninja 400	2'04.583

SPEED			
1	52 O. KÖNIG	KTM RC 390 R	195,9
2	8 M. PEREZ	Kawasaki Ninja 400	195,2
3	6 J. BUIS	Kawasaki Ninja 400	193,8
4	61 Y. OKAYA	Kawasaki Ninja 400	193,2
5	54 B. SOFUOGLU	Yamaha YZF-R3	192,5
6	48 T. BRIANTI	Kawasaki Ninja 400	191,8
7	11 A. CARRASCO	Kawasaki Ninja 400	191,8
8	83 M. KAWAKAMI	Yamaha YZF-R3	191,5
9	88 B. IERACI	Kawasaki Ninja 400	191,5
10	95 S. DEROUE	Kawasaki Ninja 400	190,8
11	64 H. DE CANCELLIS	Yamaha YZF-R3	190,2
12	30 G. VAN STRAALLEN	Yamaha YZF-R3	190,2
13	7 J. GIMBERT	Kawasaki Ninja 400	189,9
14	84 K. ALOISI	Yamaha YZF-R3	189,9
15	10 U. ORRADRE	Yamaha YZF-R3	189,2
16	9 P. GRASSIA	Yamaha YZF-R3	189,2
17	25 A. KROH	Yamaha YZF-R3	189,2
18	45 F. MACAN	Yamaha YZF-R3	188,6
19	22 N. KALININ	Kawasaki Ninja 400	188,3
20	69 T. BOOTH-AMOS	Kawasaki Ninja 400	187,9
21	85 K. SABATUCCI	Kawasaki Ninja 400	187,9
22	15 A. COPPOLA	Kawasaki Ninja 400	187,6
23	2 A. CARRION	Kawasaki Ninja 400	187,3
24	58 I. IGLESIAS	Kawasaki Ninja 400	187,0
25	87 T. KAWAKAMI	Yamaha YZF-R3	187,0
26	71 T. EDWARDS	Kawasaki Ninja 400	187,0
27	72 A. DIAZ	Yamaha YZF-R3	187,0
28	27 F. ROVELLI	Kawasaki Ninja 400	186,0
29	23 S. MARKARIAN	Yamaha YZF-R3	185,1
30	80 G. MASTROLUCA	Kawasaki Ninja 400	183,9

SEG. 1		
1	10 U. ORRADRE	27.489
2	83 M. KAWAKAMI	27.533
3	64 H. DE CANCELLIS	27.562
4	8 M. PEREZ	27.599
5	95 S. DEROUE	27.672
6	6 J. BUIS	27.697
7	88 B. IERACI	27.701
8	22 N. KALININ	27.726
9	11 A. CARRASCO	27.756
10	87 T. KAWAKAMI	27.762
11	85 K. SABATUCCI	27.786
12	2 A. CARRION	27.791
13	71 T. EDWARDS	27.802
14	61 Y. OKAYA	27.807
15	7 J. GIMBERT	27.849
16	48 T. BRIANTI	27.849
17	54 B. SOFUOGLU	27.858
18	69 T. BOOTH-AMOS	27.859
19	52 O. KÖNIG	27.864
20	25 A. KROH	27.877
21	84 K. ALOISI	27.894
22	27 F. ROVELLI	27.916
23	72 A. DIAZ	27.916
24	23 S. MARKARIAN	27.941
25	45 F. MACAN	27.947
26	30 G. VAN STRAALLEN	27.982
27	80 G. MASTROLUCA	28.045
28	58 I. IGLESIAS	28.059
29	15 A. COPPOLA	28.146
30	9 P. GRASSIA	28.159

SEG. 2		
1	64 H. DE CANCELLIS	17.174
2	8 M. PEREZ	17.234
3	10 U. ORRADRE	17.237
4	9 P. GRASSIA	17.246
5	83 M. KAWAKAMI	17.252
6	30 G. VAN STRAALLEN	17.275
7	61 Y. OKAYA	17.276
8	71 T. EDWARDS	17.279
9	88 B. IERACI	17.298
10	22 N. KALININ	17.308
11	54 B. SOFUOGLU	17.310
12	6 J. BUIS	17.320
13	69 T. BOOTH-AMOS	17.342
14	11 A. CARRASCO	17.345
15	52 O. KÖNIG	17.353
16	7 J. GIMBERT	17.366
17	48 T. BRIANTI	17.377
18	25 A. KROH	17.386
19	87 T. KAWAKAMI	17.439
20	72 A. DIAZ	17.441
21	95 S. DEROUE	17.446
22	23 S. MARKARIAN	17.467
23	45 F. MACAN	17.470
24	15 A. COPPOLA	17.510
25	84 K. ALOISI	17.511
26	27 F. ROVELLI	17.564
27	85 K. SABATUCCI	17.572
28	2 A. CARRION	17.611
29	58 I. IGLESIAS	17.643
30	80 G. MASTROLUCA	17.699

SEG. 3		
1	83 M. KAWAKAMI	32.617
2	10 U. ORRADRE	32.714
3	88 B. IERACI	32.764
4	48 T. BRIANTI	32.815
5	8 M. PEREZ	32.826
6	64 H. DE CANCELLIS	32.907
7	54 B. SOFUOGLU	32.977
8	6 J. BUIS	33.013
9	2 A. CARRION	33.053
10	87 T. KAWAKAMI	33.065
11	71 T. EDWARDS	33.072
12	95 S. DEROUE	33.081
13	69 T. BOOTH-AMOS	33.088
14	27 F. ROVELLI	33.091
15	11 A. CARRASCO	33.121
16	23 S. MARKARIAN	33.122
17	45 F. MACAN	33.148
18	72 A. DIAZ	33.157
19	9 P. GRASSIA	33.157
20	85 K. SABATUCCI	33.157
21	61 Y. OKAYA	33.188
22	30 G. VAN STRAALLEN	33.232
23	52 O. KÖNIG	33.286
24	22 N. KALININ	33.301
25	84 K. ALOISI	33.311
26	58 I. IGLESIAS	33.369
27	15 A. COPPOLA	33.370
28	80 G. MASTROLUCA	33.397
29	25 A. KROH	33.432
30	7 J. GIMBERT	33.535

SEG. 4		
1	83 M. KAWAKAMI	34.857
2	11 A. CARRASCO	35.186
3	61 Y. OKAYA	35.207
4	88 B. IERACI	35.245
5	54 B. SOFUOGLU	35.270
6	6 J. BUIS	35.342
7	95 S. DEROUE	35.349
8	48 T. BRIANTI	35.366
9	22 N. KALININ	35.366
10	85 K. SABATUCCI	35.385
11	87 T. KAWAKAMI	35.388
12	10 U. ORRADRE	35.389
13	69 T. BOOTH-AMOS	35.390
14	71 T. EDWARDS	35.397
15	23 S. MARKARIAN	35.458
16	64 H. DE CANCELLIS	35.459
17	84 K. ALOISI	35.469
18	8 M. PEREZ	35.557
19	45 F. MACAN	35.569
20	72 A. DIAZ	35.583
21	80 G. MASTROLUCA	35.633
22	9 P. GRASSIA	35.637
23	7 J. GIMBERT	35.663
24	25 A. KROH	35.670
25	52 O. KÖNIG	35.809
26	58 I. IGLESIAS	35.813
27	27 F. ROVELLI	35.822
28	30 G. VAN STRAALLEN	35.836
29	2 A. CARRION	35.922
30	15 A. COPPOLA	36.078

01/08/2020

These data/results cannot be reproduced, stored and/or transmitted in whole or in part by any manner of electronic, mechanical, photocopying, recording, broadcasting or otherwise now known or herein after developed without the previous express consent by the copyright owner, except for reproduction in daily press and regular printed publications on sale to the public within 60 days of the event related to those data/results and always provided that copyright symbol appears together as follows below.

© DORNA WSBK ORGANIZATION Srl 2020



Official Fuel Supplier



Official Tyre Supplier



Official Timekeeper



Pirelli Spanish Round, 31 July - 2 August 2020

Ideal Times Tissot Superspole

Jerez 4.423 m

No.	Rider	Nat	Bike	Seg. 1	Seg. 2	Seg. 3	Seg. 4	Ideal Time		
				Diff. 1	Diff. 2	Diff. 3	Diff. 4	Best Lap	Pos.	Diff.
1	83 M. KAWAKAMI	BRA	Yamaha YZF-R3	27.533	17.252	32.617 +0.006	34.857	1'52.259 1'52.265	1	0.006
2	10 U. ORRADRE	ESP	Yamaha YZF-R3	27.489 +0.187	17.237 +0.112	32.714	35.389	1'52.829 1'53.128	2	0.299
3	88 B. IERACI	ITA	Kawasaki Ninja 400	27.701 +0.153	17.298 +0.109	32.764	35.245	1'53.008 1'53.270	3	0.262
4	64 H. DE CANCELLIS	FRA	Yamaha YZF-R3	27.562	17.174	32.907 +0.331	35.459 +0.037	1'53.102 1'53.470	5	0.368
5	8 M. PEREZ	ESP	Kawasaki Ninja 400	27.599 +0.100	17.234 +0.136	32.826	35.557 +0.038	1'53.216 1'53.490	6	0.274
6	6 J. BUIS	NED	Kawasaki Ninja 400	27.697 +0.208	17.320 +0.168	33.013	35.342 +0.063	1'53.372 1'53.811	11	0.439
7	48 T. BRIANTI	ITA	Kawasaki Ninja 400	27.849 +0.106	17.377 +0.007	32.815	35.366	1'53.407 1'53.520	7	0.113
8	11 A. CARRASCO	ESP	Kawasaki Ninja 400	27.756	17.345	33.121 +0.039	35.186	1'53.408 1'53.447	4	0.039
9	54 B. SOFUOGLU	TUR	Yamaha YZF-R3	27.858 +0.021	17.310	32.977 +0.218	35.270	1'53.415 1'53.654	8	0.239
10	61 Y. OKAYA	JPN	Kawasaki Ninja 400	27.807 +0.027	17.276 +0.064	33.188 +0.019	35.207 +0.207	1'53.478 1'53.795	10	0.317
11	95 S. DEROUE	NED	Kawasaki Ninja 400	27.672 +0.266	17.446 +0.017	33.081	35.349 +0.041	1'53.548 1'53.872	13	0.324
12	71 T. EDWARDS	AUS	Kawasaki Ninja 400	27.802	17.279 +0.153	33.072 +0.124	35.397	1'53.550 1'53.827	12	0.277
13	87 T. KAWAKAMI	BRA	Yamaha YZF-R3	27.762 +0.277	17.439 +0.217	33.065	35.388	1'53.654 1'54.148	16	0.494
14	69 T. BOOTH-AMOS	GBR	Kawasaki Ninja 400	27.859 +0.117	17.342 +0.071	33.088 +0.051	35.390 +0.069	1'53.679 1'53.987	15	0.308
15	22 N. KALININ	UKR	Kawasaki Ninja 400	27.726	17.308	33.301	35.366	1'53.701 1'53.701	9	
16	85 K. SABATUCCI	ITA	Kawasaki Ninja 400	27.786	17.572	33.157	35.385	1'53.900 1'53.900	14	
17	23 S. MARKARIAN	FRA	Yamaha YZF-R3	27.941 +0.357	17.467	33.122	35.458	1'53.988 1'54.345	18	0.357
18	72 A. DIAZ	ESP	Yamaha YZF-R3	27.916	17.441 +0.375	33.157	35.583 +0.126	1'54.097 1'54.598	22	0.501
19	45 F. MACAN	BRA	Yamaha YZF-R3	27.947	17.470 +0.141	33.148	35.569	1'54.134 1'54.275	17	0.141
20	84 K. ALOISI	ITA	Yamaha YZF-R3	27.894	17.511 +0.115	33.311 +0.404	35.469	1'54.185 1'54.704	25	0.519
21	9 P. GRASSIA	ITA	Yamaha YZF-R3	28.159 +0.075	17.246 +0.121	33.157	35.637	1'54.199 1'54.395	19	0.196
22	52 O. KÖNIG	CZE	KTM RC 390 R	27.864 +0.124	17.353 +0.189	33.286	35.809	1'54.312 1'54.625	24	0.313
23	30 G. VAN STRAALEN	NED	Yamaha YZF-R3	27.982 +0.045	17.275	33.232 +0.249	35.836	1'54.325 1'54.619	23	0.294
24	25 A. KROH	GER	Yamaha YZF-R3	27.877 +0.373	17.386	33.432 +0.068	35.670	1'54.365 1'54.806	26	0.441
25	2 A. CARRION	ESP	Kawasaki Ninja 400	27.791	17.611 +0.019	33.053	35.922 +0.075	1'54.377 1'54.471	21	0.094
26	27 F. ROVELLI	ITA	Kawasaki Ninja 400	27.916 +0.201	17.564	33.091	35.822 +0.329	1'54.393 1'54.923	27	0.530
27	7 J. GIMBERT	FRA	Kawasaki Ninja 400	27.849	17.366	33.535	35.663	1'54.413 1'54.413	20	
28	80 G. MASTROLUCA	ITA	Kawasaki Ninja 400	28.045	17.699	33.397 +0.298	35.633 +0.267	1'54.774 1'55.339	29	0.565
29	58 I. IGLESIAS	ESP	Kawasaki Ninja 400	28.059	17.643 +0.112	33.369	35.813	1'54.884 1'54.996	28	0.112
30	15 A. COPPOLA	ITA	Kawasaki Ninja 400	28.146	17.510 +0.145	33.370	36.078 +9.334	1'55.104 2'04.583	30	9.479
Overall Ideal Time				27.489	17.174	32.617	34.857	1'52.137		

01/08/2020

These data/results cannot be reproduced, stored and/or transmitted in whole or in part by any manner of electronic, mechanical, photocopying, recording, broadcasting or otherwise now known or herein after developed without the previous express consent by the copyright owner, except for reproduction in daily press and regular printed publications on sale to the public within 60 days of the event related to those data/results and always provided that copyright symbol appears together as follows below.

© DORNA WSBK ORGANIZATION Srl 2020





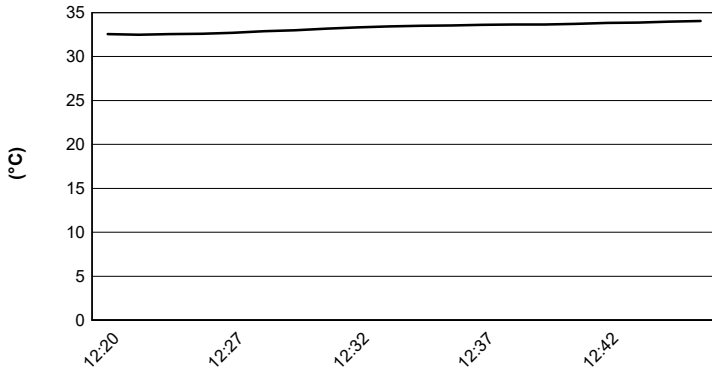
Jerez 4.423 m

Pirelli Spanish Round, 31 July - 2 August 2020

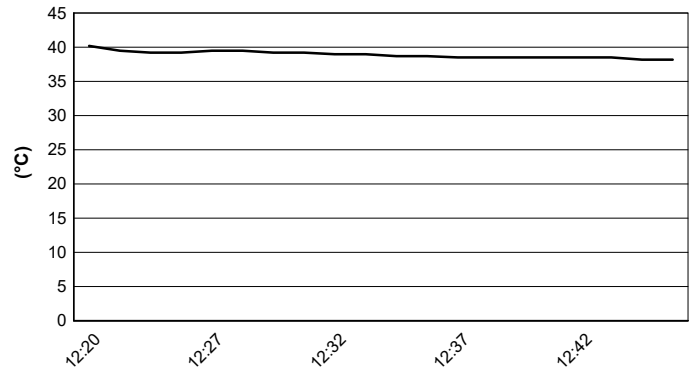
Weather Report Tissot Superpole

Session started 12:20 - Session ended 12:48

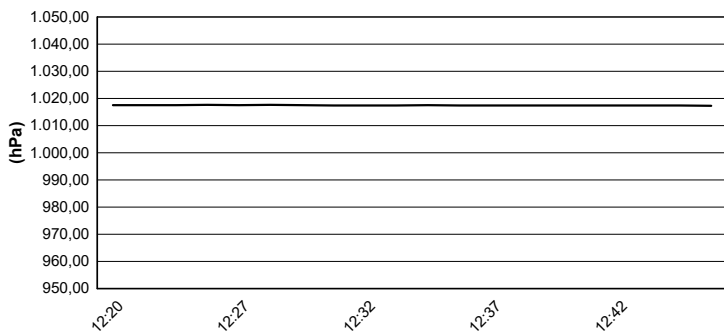
Air Temperature



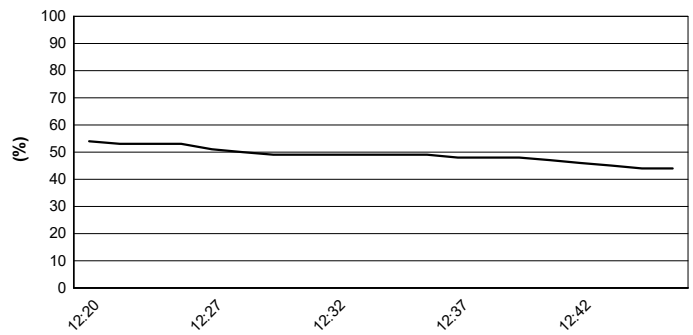
Track Temperature



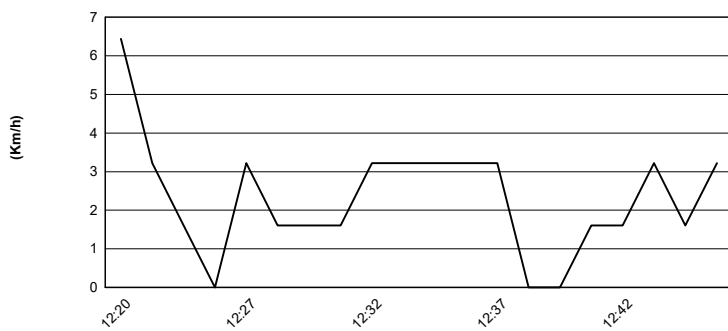
Air Pressure



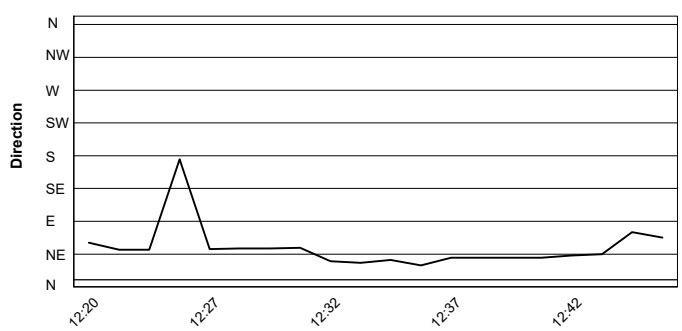
Humidity



Wind Speed



Wind Direction



01/08/2020

These data/results cannot be reproduced, stored and/or transmitted in whole or in part by any manner of electronic, mechanical, photocopying, recording, broadcasting or otherwise now known or herein after developed without the previous express consent by the copyright owner, except for reproduction in daily press and regular printed publications on sale to the public within 60 days of the event related to those data/results and always provided that copyright symbol appears together as follows below.

© DORNA WSBK ORGANIZATION Srl 2020



Official Fuel Supplier

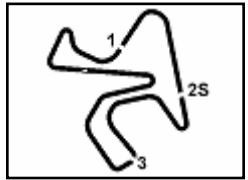


FICR PERUGIA TIMING

Official Tyre Supplier



Official Timekeeper



Pirelli Spanish Round, 31 July - 2 August 2020

Chronological Analysis Tissot Superpole

1° 83 M. KAWAKAMI (1'52.265)							
Lap	Seg.1	Seg.2	Seg.3	Seg.4	Lap Time	km/h	Local Time
1							12:20'48.230
2	38.562	17.861	33.084	35.568	2'05.075P	179,4	12:22'53.305
3	27.533	17.252	32.623	34.857	1'52.265	191,5	12:24'45.570
4	27.578	17.625	39.533	36.277	2'01.013	181,2	12:26'46.583
5	27.605	17.943	37.292	35.352	1'58.192	179,1	12:28'44.775

5	28.141	18.159	36.522	36.243	1'59.065	176,8	12:28'40.920
6	27.599	17.256	33.363	38.504	1'56.722	193,2	12:30'37.642
7	27.757	17.442	34.820	11'10.953	12'30.972P	187,6	12:43'08.614
8	35.966	18.144	39.036	42.505	2'15.651P	164,3	12:45'24.265
9	27.699	17.370	32.826	35.595	1'53.490	189,9	12:47'17.755

2° 10 U. ORRADRE (1'53.128)							
Lap	Seg.1	Seg.2	Seg.3	Seg.4	Lap Time	km/h	Local Time
1							12:20'43.230
2	35.438	18.444	34.252	38.829	2'06.963P	180,9	12:22'50.193
3	27.676	17.349	32.714	35.389	1'53.128	188,6	12:24'43.321
4	30.698	18.493	33.963	35.785	1'58.939	182,1	12:26'42.260
5	27.995	17.719	34.844	36.844	1'57.402	184,5	12:28'39.662
6	27.489	17.237	33.145	36.305	1'54.176	189,2	12:30'33.833
7	28.061	17.414	33.844	10'08.336	11'27.655P	188,3	12:42'01.498
8	1'33.003	17.778	33.424	35.525	2'59.730P	183,3	12:45'01.223
9	27.736	17.595	33.054	35.471	1'53.856	181,2	12:46'55.079

7° 48 T. BRIANTI (1'53.520)							
Lap	Seg.1	Seg.2	Seg.3	Seg.4	Lap Time	km/h	Local Time
1							12:20'23.732
2	36.176	33.096	40.730	38.743	2'28.745P	111,8	12:22'52.477
3	28.014	17.455	34.197	35.606	1'55.272	190,5	12:24'47.749
4	27.916	17.485	33.117	35.567	1'54.085	191,8	12:26'41.834
5	28.284	19.672	35.148	36.734	1'59.838	184,8	12:28'41.672
6	27.955	17.384	32.815	35.366	1'53.520	191,5	12:30'35.192
7	27.896	17.377	32.915	10'38.843	11'57.031P	190,8	12:42'32.223
8	1'09.037	18.604	38.004	45.216	2'50.861P	144,4	12:45'23.084
9	27.849	17.502	33.347	36.039	1'54.737	189,2	12:47'17.821

3° 88 B. IERACI (1'53.270)							
Lap	Seg.1	Seg.2	Seg.3	Seg.4	Lap Time	km/h	Local Time
1							12:20'06.856
2	51.711	29.570	34.045	49.256	2'44.582P	176,3	12:22'51.438
3	32.321	17.609	33.260	35.422	1'58.612P	187,0	12:24'50.050
4	27.854	17.407	32.764	35.245	1'53.270	189,2	12:26'43.320
5	27.701	17.300	33.128	35.626	1'53.755	191,2	12:28'37.075
6	35.146	17.359	33.165	35.877	2'01.547	191,5	12:30'38.622
7	27.859	17.301	32.920	10'46.897	12'04.977P	189,5	12:42'43.599
8	55.493	19.941	43.887	41.635	2'40.956P	133,4	12:45'24.555
9	27.731	17.298	33.172	35.509	1'53.710	191,2	12:47'18.265

8° 54 B. SOFUOGLU (1'53.654)							
Lap	Seg.1	Seg.2	Seg.3	Seg.4	Lap Time	km/h	Local Time
1							12:20'44.835
2	35.480	17.726	34.178	37.498	2'04.882P	186,4	12:22'49.717
3	28.085	17.520	32.977	35.581	1'54.163	192,5	12:24'43.880
4	27.858	17.729	35.862	36.632	1'58.081	177,7	12:26'41.961
5	28.407	17.709	33.877	35.833	1'55.826	184,8	12:28'37.787
6	27.972	17.726	33.386	36.903	1'55.987	180,9	12:30'33.774
7	28.321	17.359	33.175	35.797	1'54.652C	190,5	12:32'28.426
8	33.624	20.973	37.897	9'03.892	10'36.386P	152,3	12:43'04.812
9	35.246	17.877	35.541	46.025	2'14.689P	185,4	12:45'19.501
10	27.879	17.310	33.195	35.270	1'53.654	189,9	12:47'13.155

4° 11 A. CARRASCO (1'53.447)							
Lap	Seg.1	Seg.2	Seg.3	Seg.4	Lap Time	km/h	Local Time
1							12:19'56.861
2	36.554	17.838	33.424	35.710	2'03.526P	185,1	12:22'00.387
3	27.861	17.575	33.159	35.614	1'54.209C	187,0	12:23'54.596
4	27.964	17.517	33.121	35.393	1'53.995	187,3	12:25'48.591
5	27.867	17.564	33.158	35.491	1'54.080	186,0	12:27'42.671
6	32.659	18.213	35.071	36.639	2'02.582	183,9	12:29'45.253
7	27.903	18.496	34.882	9'29.431	12'54.307P	183,6	12:42'39.560
8	57.043	19.320	39.998	45.678	2'42.039P	163,5	12:45'21.599
9	27.756	17.345	33.160	35.186	1'53.447	191,8	12:47'15.046

9° 22 N. KALININ (1'53.701)							
Lap	Seg.1	Seg.2	Seg.3	Seg.4	Lap Time	km/h	Local Time
1							12:20'39.395
2	38.681	18.454	34.128	36.703	2'07.966P	177,1	12:22'47.361
3	28.037	17.529	34.038	37.477	1'57.081	188,3	12:24'44.442
4	28.538	18.398	34.495	36.040	1'57.471	171,1	12:26'41.913
5	28.274	17.834	33.859	36.112	1'56.079	183,6	12:28'37.992
6	28.251	17.671	34.089	36.230	1'56.241	184,8	12:30'34.233
7	28.098	17.386	33.124	36.163	1'54.771C	187,9	12:32'29.004
8	33.621	20.298	35.269	8'15.073	9'44.261P	168,0	12:42'13.265
9	1'23.302	19.760	38.188	45.501	3'06.751P	157,3	12:45'20.016
10	27.726	17.308	33.301	35.366	1'53.701	187,6	12:47'13.717

5° 64 H. DE CANCELLIS (1'53.470)							
Lap	Seg.1	Seg.2	Seg.3	Seg.4	Lap Time	km/h	Local Time
1							12:20'11.955
2	41.544	36.416	37.110	41.765	2'36.835P	94,5	12:22'48.790
3	27.968	17.372	33.025	35.873	1'54.238	187,6	12:24'43.028
4	32.742	17.953	35.473	36.776	2'02.944	187,6	12:26'45.972
5	27.734	17.565	32.954	35.459	1'53.712	182,1	12:28'39.684
6	27.562	17.174	33.238	35.496	1'53.470	190,2	12:30'33.154
7	32.015	17.724	37.392	11'02.630	12'29.761P	187,3	12:43'02.915
8	37.024	18.821	38.758	46.310	2'20.913P	152,5	12:45'23.828
9	27.807	17.524	32.907	35.937	1'54.175	183,3	12:47'18.003

10° 61 Y. OKAYA (1'53.795)							
Lap	Seg.1	Seg.2	Seg.3	Seg.4	Lap Time	km/h	Local Time
1							12:21'10.867
2	41.256	18.450	34.288	36.130	2'10.124P	188,3	12:23'20.991
3	27.842	17.530	33.666	35.726	1'54.764	191,5	12:25'15.755
4	27.956	17.504	33.242	35.207	1'53.909	192,5	12:27'09.664
5	27.807	17.276	33.188	35.997	1'54.268	193,2	12:29'03.932
6	28.053	17.478	33.155	36.290	1'54.976C	189,9	12:30'58.908
7	27.983	17.492	37.369	10'14.757	11'37.601P	191,2	12:42'36.509
8	1'00.329	19.178	38.311	44.860	2'42.678P	165,2	12:45'19.187
9	27.834	17.340	33.207	35.414	1'53.795	190,8	12:47'12.982

6° 8 M. PEREZ (1'53.490)							
Lap	Seg.1	Seg.2	Seg.3	Seg.4	Lap Time	km/h	Local Time
1							12:20'25.399
2	35.767	30.191	34.969	40.395	2'21.322P	138,4	12:22'46.721
3	28.127	17.808	40.099	35.557	2'01.591	183,9	12:24'48.312
4	27.648	17.234	32.956	35.705	1'53.543	195,2	12:26'41.855

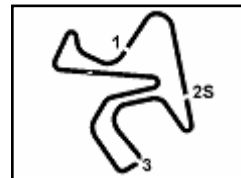
11° 6 J. BUIS (1'53.811)							
Lap	Seg.1	Seg.2	Seg.3	Seg.4	Lap Time	km/h	Local Time
1							12:21'15.610
2	36.251	18.582	34.228	35.946	2'05.007P	189,9	12:23'20.617
3	28.091	17.568	33.361	35.342	1'54.362	189,9	12:25'14.979
4	27.882	17.481	33.068	35.527	1'53.958	187,6	12:27'08.937

01/08/2020 P = Pits In/Out - C = Lap Time Cancelled

These data/results cannot be reproduced, stored and/or transmitted in whole or in part by any manner of electronic, mechanical, photocopying, recording, broadcasting or otherwise now known or herein after developed without the previous express consent by the copyright owner, except for reproduction in daily press and regular printed publications on sale to the public within 60 days of the event related to those data/results and always provided that copyright symbol appears together as follows below.

© DORNA WSBK ORGANIZATION Srl 2020





Jerez 4.423 m

2 / 3

Pirelli Spanish Round, 31 July - 2 August 2020

Chronological Analysis Tissot Superpole

5	27.969	17.534	33.231	36.377	1'55.111	186,4	12:29'04.048
6	27.697	17.320	33.389	35.997	1'54.403	193,8	12:30'58.451
7	28.029	17.778	37.888	10'11.184	11'34.879P	180,3	12:42'33.330
8	1'00.598	18.627	33.642	35.505	2'28.372P	178,0	12:45'01.702
9	27.905	17.488	33.013	35.405	1'53.811	188,9	12:46'55.513

8	1'29.207	18.387	33.714	35.711	2'57.019P	180,0	12:45'02.081
9	28.044	18.300	34.396	35.793	1'56.533	177,7	12:46'58.614

12° 71 T. EDWARDS (1'53.827)							
Lap	Seg.1	Seg.2	Seg.3	Seg.4	Lap Time	km/h	Local Time
1							12:21'17.020
2	35.909	18.386	33.989	36.446	2'04.730P	181,8	12:23'21.750
3	27.836	17.279	33.293	35.468	1'53.876	186,0	12:25'15.626
4	27.951	17.475	34.293	35.541	1'55.260	187,0	12:27'10.886
5	27.802	17.432	33.196	35.397	1'53.827	183,6	12:29'04.713
6	27.802	17.308	33.072	35.859	1'54.041	185,7	12:30'58.754
7	27.815	17.743	36.798	10'11.169	11'33.525P	182,7	12:42'32.279
8	1'03.264	18.801	41.981	44.754	2'48.800P	166,7	12:45'21.079
9	27.909	17.441	33.086	35.505	1'53.941	182,7	12:47'15.020

17° 45 F. MACAN (1'54.275)							
Lap	Seg.1	Seg.2	Seg.3	Seg.4	Lap Time	km/h	Local Time
1							12:20'46.011
2	34.782	18.190	34.124	38.034	2'05.130P	179,4	12:22'51.141
3	28.122	17.596	33.664	35.851	1'55.233	184,2	12:24'46.374
4	28.026	17.470	33.757	37.209	1'56.462	188,6	12:26'42.836
5	27.958	17.793	33.879	37.756	1'57.386	182,1	12:28'40.222
6	27.947	17.611	33.148	35.569	1'54.275	184,8	12:30'34.497
7	30.150	18.554	33.894	10'05.366	11'27.964P	166,7	12:42'02.461
8	1'32.551	17.944	34.104	36.084	3'00.683P	183,6	12:45'03.144

13° 95 S. DEROUE (1'53.872)							
Lap	Seg.1	Seg.2	Seg.3	Seg.4	Lap Time	km/h	Local Time
1							12:21'14.306
2	37.953	18.082	34.145	36.022	2'06.202P	185,4	12:23'20.508
3	28.126	17.615	33.670	35.570	1'54.981	187,0	12:25'15.489
4	27.983	17.465	33.255	35.349	1'54.052	189,2	12:27'09.541
5	27.672	17.446	33.154	35.794	1'54.066	190,2	12:29'03.607
6	27.872	17.505	33.271	37.015	1'55.663	187,9	12:30'59.270
7	27.856	17.276	35.580	10'12.760	11'33.472P	190,8	12:42'32.742
8	1'02.364	19.274	39.249	45.267	2'46.154P	155,3	12:45'18.896
9	27.938	17.463	33.081	35.390	1'53.872	187,9	12:47'12.768

18° 23 S. MARKARIAN (1'54.345)							
Lap	Seg.1	Seg.2	Seg.3	Seg.4	Lap Time	km/h	Local Time
1							12:20'40.915
2	37.231	18.466	34.197	36.685	2'06.579P	173,8	12:22'47.494
3	27.941	17.498	33.788	1'05.633	2'24.860	182,4	12:25'12.354
4	36.693	18.416	35.849	53.768	2'24.726P	178,0	12:27'37.080
5	38.269	18.240	34.639	36.431	2'07.579P	180,3	12:29'44.659
6	28.319	19.212	36.995	8'52.405	12'21.091P	172,4	12:42'05.750
7	1'28.065	18.450	33.595	35.645	2'55.755P	175,7	12:45'01.505
8	28.298	17.467	33.122	35.458	1'54.345	185,1	12:46'55.850

14° 85 K. SABATUCCI (1'53.900)							
Lap	Seg.1	Seg.2	Seg.3	Seg.4	Lap Time	km/h	Local Time
1							12:20'04.146
2	51.773	30.050	37.027	55.281	2'54.131P	118,1	12:22'58.277
3	32.322	17.955	33.785	36.104	2'00.166P	183,3	12:24'58.443
4	28.270	17.995	33.531	35.821	1'55.617	182,7	12:26'54.060
5	28.176	17.921	33.805	1'58.696	3'18.598P	182,4	12:30'12.658
6	51.477	17.821	33.416	10'39.189	12'21.903P	186,0	12:42'34.561
7	1'04.720	19.140	38.418	45.419	2'47.697P	154,9	12:45'22.258
8	27.786	17.572	33.157	35.385	1'53.900	187,9	12:47'16.158

19° 9 P. GRASSIA (1'54.395)							
Lap	Seg.1	Seg.2	Seg.3	Seg.4	Lap Time	km/h	Local Time
1							12:20'10.873
2	45.251	35.287	36.016	41.821	2'38.375P	109,8	12:22'49.248
3	28.814	17.514	33.260	35.849	1'55.437	187,9	12:24'44.685
4	28.337	18.093	38.510	36.981	2'01.921	179,1	12:26'46.606
5	28.342	17.503	33.415	36.229	1'55.489	184,5	12:28'42.095
6	28.234	17.367	33.157	35.637	1'54.395	185,4	12:30'36.490
7	28.224	17.246	33.750	11'13.099	12'32.319P	189,2	12:43'08.809
8	36.536	17.554	39.563	43.109	2'16.762P	166,2	12:45'25.571
9	28.159	17.674	33.491	35.910	1'55.234	181,2	12:47'20.805

15° 69 T. BOOTH-AMOS (1'53.987)							
Lap	Seg.1	Seg.2	Seg.3	Seg.4	Lap Time	km/h	Local Time
1							12:20'39.295
2	39.099	18.343	34.451	40.065	2'11.958P	174,3	12:22'51.253
3	28.060	17.510	33.403	35.390	1'54.363	186,7	12:24'45.616
4	27.859	17.603	33.088	35.448	1'53.998	184,5	12:26'39.614
5	28.362	18.161	35.608	36.667	1'58.798	179,7	12:28'38.412
6	27.869	17.644	33.514	36.367	1'55.394	184,8	12:30'33.806
7	27.916	17.342	33.086	10'51.566	12'09.910P	187,9	12:42'43.716
8	52.997	19.384	38.018	43.871	2'34.270P	157,9	12:45'17.986
9	27.976	17.413	33.139	35.459	1'53.987	184,5	12:47'11.973

20° 7 J. GIMBERT (1'54.413)							
Lap	Seg.1	Seg.2	Seg.3	Seg.4	Lap Time	km/h	Local Time
1							12:20'00.143
2	36.641	23.759	53.839	50.149	2'44.388P	84,9	12:22'44.531
3	28.353	17.760	33.781	36.072	1'55.966	183,3	12:24'40.497
4	30.007	20.979	37.164	36.016	2'04.166	127,3	12:26'44.663
5	27.916	17.614	33.556	36.825	1'55.911	188,9	12:28'40.574
6	27.849	17.366	33.535	35.663	1'54.413	187,6	12:30'34.987
7	28.041	17.533	33.462	10'21.988	11'41.024P	189,9	12:42'16.011
8	1'18.487	18.353	34.385	35.944	2'47.169P	176,6	12:45'03.180
9	28.114	17.439	33.707	36.133	1'55.393	189,2	12:46'58.573

16° 87 T. KAWAKAMI (1'54.148)							
Lap	Seg.1	Seg.2	Seg.3	Seg.4	Lap Time	km/h	Local Time
1							12:20'48.808
2	35.147	17.977	33.694	37.273	2'04.091P	180,3	12:22'52.899
3	27.762	17.449	33.425	35.760	1'54.396	186,4	12:24'47.295
4	27.876	17.439	33.390	35.535	1'54.240	187,0	12:26'41.535
5	31.123	19.825	37.325	35.585	2'03.858	181,8	12:28'45.393
6	28.039	17.656	33.065	35.388	1'54.148	184,2	12:30'39.541
7	27.933	17.466	34.163	10'05.959	11'25.521P	185,1	12:42'05.062

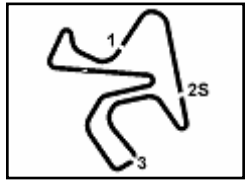
21° 2 A. CARRION (1'54.471)							
Lap	Seg.1	Seg.2	Seg.3	Seg.4	Lap Time	km/h	Local Time
1							12:19'57.715
2	39.968	17.646	35.106	36.587	2'09.307P	184,2	12:22'07.022
3	28.214	17.723	33.254	35.922	1'55.113	183,6	12:24'02.135
4	30.838	18.785	34.957	38.319	2'02.899	176,3	12:26'05.034
5	27.957	17.611	33.421	36.051	1'55.040	183,9	12:28'00.074
6	28.099	17.670	33.496	36.175	1'55.440	182,1	12:29'55.514
7	30.754	18.468	35.378	10'56.272	12'20.872P	175,7	12:42'16.386
8	1'18.448	17.904	33.785	35.984	2'46.121P	187,3	12:45'02.507
9	27.791	17.630	33.053	35.997	1'54.471	183,9	12:46'56.978

01/08/2020 P = Pits In/Out - C = Lap Time Cancelled

These data/results cannot be reproduced, stored and/or transmitted in whole or in part by any manner of electronic, mechanical, photocopying, recording, broadcasting or otherwise now known or herein after developed without the previous express consent by the copyright owner, except for reproduction in daily press and regular printed publications on sale to the public within 60 days of the event related to those data/results and always provided that copyright symbol appears together as follows below.

© DORNA WSBK ORGANIZATION Srl 2020





Pirelli Spanish Round, 31 July - 2 August 2020

Chronological Analysis Tissot Superpole

Jerez 4.423 m

3 / 3

22° 72 A. DIAZ (1'54.598)							
Lap	Seg.1	Seg.2	Seg.3	Seg.4	Lap Time	km/h	Local Time
1							12:20'01.498
2	37.749	18.188	34.034	36.507	2'06.478P	181,2	12:22'07.976
3	28.288	17.863	33.426	35.855	1'55.432	183,3	12:24'03.408
4	29.163	18.678	34.501	56.147	2'18.489P	177,1	12:26'21.897
5	36.656	21.258	40.478	39.460	2'17.852P	169,3	12:28'39.749
6	27.916	17.816	33.157	35.709	1'54.598	184,5	12:30'34.347
7	28.169	17.441	33.277	35.980	1'54.867C	187,0	12:32'29.214
8	33.272	20.435	36.839	9'19.521	10'50.067P	164,8	12:43'19.281
9	33.855	18.108	33.943	38.189	2'04.095P	179,1	12:45'23.376
10	28.210	17.762	33.549	35.583	1'55.104	186,4	12:47'18.480

27° 27 F. ROVELLI (1'54.923)							
Lap	Seg.1	Seg.2	Seg.3	Seg.4	Lap Time	km/h	Local Time
1							12:21'03.930
2	41.575	24.097	35.878	36.784	2'18.334P	119,6	12:23'22.264
3	27.916	17.636	33.496	35.922	1'54.970	183,6	12:25'17.234
4	28.151	17.729	33.301	35.822	5'21.115	182,7	12:30'38.349
5	28.074	19.473	38.935	46.304	14'41.668	144,8	12:45'20.017
6	28.117	17.564	33.091	36.151	1'54.923	184,5	12:47'14.940

23° 30 G. VAN STRAALLEN (1'54.619)							
Lap	Seg.1	Seg.2	Seg.3	Seg.4	Lap Time	km/h	Local Time
1							12:19'50.152
2	46.227	18.138	35.470	36.768	2'16.603P	177,1	12:22'06.755
3	28.838	17.768	33.634	36.098	1'56.338	181,5	12:24'03.093
4	28.604	18.030	37.554	36.491	2'00.679	176,0	12:26'03.772
5	28.553	18.511	34.029	1'09.540	2'30.633P	164,8	12:28'34.405
6	38.080	17.997	33.232	35.851	2'05.160P	185,4	12:30'39.565
7	27.982	17.450	33.624	10'38.817	11'57.873P	190,2	12:42'37.438
8	58.757	18.912	38.894	45.217	2'41.780P	154,2	12:45'19.218
9	28.027	17.275	33.481	35.836	1'54.619	187,0	12:47'13.837

28° 58 I. IGLESIAS (1'54.996)							
Lap	Seg.1	Seg.2	Seg.3	Seg.4	Lap Time	km/h	Local Time
1							12:22'47.103
2	28.135	17.643	33.597	39.223	1'58.598	184,2	12:24'45.701
3	28.149	17.701	33.558	35.585	1'54.993C	187,0	12:26'40.694
4	33.270	18.210	38.100	35.856	2'05.436	177,7	12:28'46.130
5	28.059	17.755	33.369	35.813	1'54.996	183,3	12:30'41.126
6	28.144	17.663	33.588	10'05.139	11'24.534P	183,6	12:42'05.660
7	1'29.759	19.076	39.354	45.607	3'13.796P	151,1	12:45'19.456
8	28.200	17.649	33.634	35.989	1'55.472	187,0	12:47'14.928

24° 52 O. KÖNIG (1'54.625)							
Lap	Seg.1	Seg.2	Seg.3	Seg.4	Lap Time	km/h	Local Time
1							12:20'02.653
2	44.872	29.500	46.847	45.304	2'46.523P	81,4	12:22'49.176
3	27.992	17.581	33.437	35.919	1'54.929C	190,8	12:24'44.105
4	30.225	19.056	33.833	36.179	1'59.293	186,4	12:26'43.398
5	27.898	17.353	34.428	38.020	1'57.699C	195,9	12:28'41.097
6	33.572	17.835	33.650	36.009	2'01.066	190,8	12:30'42.163
7	27.864	17.859	33.682	10'37.531	11'56.936P	185,1	12:42'39.099
8	1'02.469	20.217	41.775	43.602	2'48.063P	137,2	12:45'27.162
9	27.988	17.542	33.286	35.809	1'54.625	187,9	12:47'21.787

29° 80 G. MASTROLUCA (1'55.339)							
Lap	Seg.1	Seg.2	Seg.3	Seg.4	Lap Time	km/h	Local Time
1							12:20'05.329
2	50.476	33.273	34.922	58.531	2'57.202P	129,2	12:23'02.531
3	32.707	17.767	33.457	36.126	2'00.057P	180,6	12:25'02.588
4	28.348	17.758	33.397	35.860	1'55.363	182,1	12:26'57.951
5	29.448	18.089	33.915	1'53.131	3'14.583P	178,0	12:30'12.534
6	50.640	18.272	33.848	10'31.065	12'13.825P	183,0	12:42'26.359
7	1'09.683	18.980	33.879	35.633	2'38.175P	167,2	12:45'04.534
8	28.045	17.699	33.695	35.900	1'55.339	183,9	12:46'59.873

25° 84 K. ALOISI (1'54.704)							
Lap	Seg.1	Seg.2	Seg.3	Seg.4	Lap Time	km/h	Local Time
1							12:20'04.058
2	37.173	19.839	43.833	53.660	2'34.505P	151,5	12:22'38.563
3	37.827	17.720	33.457	36.051	2'05.055P	178,8	12:24'43.618
4	28.058	19.593	36.306	36.076	2'00.033	143,8	12:26'43.651
5	27.894	17.626	33.715	35.469	1'54.704	186,7	12:28'38.355
6	28.078	17.511	33.311	35.890	1'54.790	189,9	12:30'33.145
7	28.093	17.824	33.371	36.055	1'55.343C	178,8	12:32'28.488
8	33.874	21.310	37.399	8'20.532	9'53.115P	151,5	12:42'21.603
9	1'14.054	18.947	36.527	46.273	2'55.801P	159,5	12:45'17.404
10	28.092	17.954	33.435	35.974	1'55.455	179,4	12:47'12.859

30° 15 A. COPPOLA (2'04.583)							
Lap	Seg.1	Seg.2	Seg.3	Seg.4	Lap Time	km/h	Local Time
1							12:19'53.386
2	42.778	20.637	47.581	51.543	2'42.539P	125,4	12:22'35.925
3	37.819	17.843	35.466	38.235	2'09.363P	181,2	12:24'45.288
4	28.146	17.655	33.370	45.412	2'04.583	182,7	12:26'49.871
5					3'23.346P		12:30'13.217
6	44.634	18.923	36.245	10'30.787	12'10.589P	174,9	12:42'23.806
7	1'11.433	18.643	34.587	36.078	2'40.741P	179,4	12:45'04.547

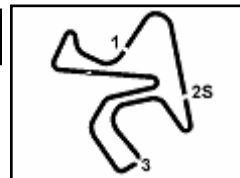
26° 25 A. KROH (1'54.806)							
Lap	Seg.1	Seg.2	Seg.3	Seg.4	Lap Time	km/h	Local Time
1							12:20'43.963
2	34.936	18.507	34.227	39.568	2'07.238P	183,9	12:22'51.201
3	28.250	17.386	33.500	35.670	1'54.806	189,2	12:24'46.007
4	27.877	17.849	33.740	36.904	1'56.370	187,0	12:26'42.377
5	28.312	17.822	33.813	40.064	2'00.011	187,3	12:28'42.388
6	28.208	17.721	33.432	35.878	1'55.239	183,9	12:30'37.627
7	28.011	17.428	33.492	10'07.835	11'26.766P	187,3	12:42'04.393
8	1'30.205	18.092	34.129	35.982	2'58.408P	181,2	12:45'02.801
9	28.052	17.734	33.633	36.724	1'56.143	183,9	12:46'58.944

01/08/2020 P = Pits In/Out - C = Lap Time Cancelled

These data/results cannot be reproduced, stored and/or transmitted in whole or in part by any manner of electronic, mechanical, photocopying, recording, broadcasting or otherwise now known or herein after developed without the previous express consent by the copyright owner, except for reproduction in daily press and regular printed publications on sale to the public within 60 days of the event related to those data/results and always provided that copyright symbol appears together as follows below.

© DORNA WSBK ORGANIZATION Srl 2020





Jerez 4.423 m

Pirelli Spanish Round, 31 July - 2 August 2020
Tissot Superpole Ranking

	2017	2018	2019	2020
01 Circuito de Jerez Ángel Nieto	Garcia (Esp) Yam 1'54.947 (138,5 Km/h)		Steeman (Ned) Ktm 1'52.199 (141,9 Km/h)	Kawakami (Bra) Yam 1'52.265 (141,8 Km/h)
02 Autódromo Internacional do Algarve	Coppola (Ita) Yam 2'00.128 (137,6 Km/h)	Edwards (Aus) Kaw 1'56.877 (141,4 Km/h)	Gonzalez (Esp) Kaw 1'55.345 (143,3 Km/h)	
03 Motorland Aragón	Deroue (Ned) Kaw 2'12.712 (137,7 Km/h)	Perez (Esp) Kaw 2'07.938 (142,9 Km/h)	Gonzalez (Esp) Kaw 2'06.938 (144,0 Km/h)	
04 Motorland Aragón	Deroue (Ned) Kaw 2'12.712 (137,7 Km/h)	Perez (Esp) Kaw 2'07.938 (142,9 Km/h)	Gonzalez (Esp) Kaw 2'06.938 (144,0 Km/h)	
05 Circuit de Barcelona - Catalunya				
06 Circuit de Nevers Magny-Cours	Muel (Fra) Yam 2'16.866 (116,0 Km/h)	Deroue (Ned) Kaw 1'54.034 (139,3 Km/h)	Deroue (Ned) Kaw 2'01.155 (131,1 Km/h)	
08 Misano World Circuit "Marco Simoncelli"	Perez (Esp) Hon 1'52.490 (135,2 Km/h)	Hendra Pratama (Ina) Yam 1'50.517 (137,7 Km/h)	Gonzalez (Esp) Kaw 1'49.646 (138,8 Km/h)	

2020
1 M. Kawakami
ALL TIMES

- 5** M. Perez
- 3** A. Carrasco
- 3** A. Coppola
- 3** S. Deroue
- 3** M. Gonzalez
- 3** G. Hendra Pratama
- 1** T. Edwards
- 1** M. Garcia
- 1** T. Kawakami
- 1** **M. Kawakami**
- 1** A. Muel
- 1** B. Sanchez
- 1** V. Steeman

01/08/2020

These data/results cannot be reproduced, stored and/or transmitted in whole or in part by any manner of electronic, mechanical, photocopying, recording, broadcasting or otherwise now known or herein after developed without the previous express consent by the copyright owner, except for reproduction in daily press and regular printed publications on sale to the public within 60 days of the event related to those data/results and always provided that copyright symbol appears together as follows below.

© DORNA WSBK ORGANIZATION Srl 2020



Official Fuel Supplier



PIRELLI

Official Tyre Supplier



Official Timekeeper



Jerez 4.423 m

Pirelli Spanish Round, 31 July - 2 August 2020
Tissot Superpole Award

	Points	Points From First	Points From Previous	August 2 JEREZ	August 9 PORTIMÃO	August 30 ARAGON 1	September 6 ARAGON 2	September 20 BARCELONA	October 4 MAGNY - COURS	November 8 MISANO								
1 KAWAKAMI Meikon (BRA)	12			12														
2 ORRADRE Unai (ESP)	9	3		9														
3 IERACI Bruno (ITA)	7	5	2	7														
4 CARRASCO Ana (ESP)	6	6	1	6														
5 DE CANCELLIS Hugo (FRA)	5	7	1	5														
6 PEREZ Mika (ESP)	4	8	1	4														
7 BRIANTI Thomas (ITA)	3	9	1	3														
8 SOFUOGLU Bahattin (TUR)	2	10	1	2														
9 KALININ Nick (UKR)	1	11	1	1														

01/08/2020 Odd points columns: Tissot Superpole Even points columns: Tissot Superpole Race

These data/results cannot be reproduced, stored and/or transmitted in whole or in part by any manner of electronic, mechanical, photocopying, recording, broadcasting or otherwise now known or herein after developed without the previous express consent by the copyright owner, except for reproduction in daily press and regular printed publications on sale to the public within 60 days of the event related to those data/results and always provided that copyright symbol appears together as follows below.

© DORNA WSBK ORGANIZATION Srl 2020

