

Pirelli Spanish Round, 31 July - 2 August 2020

Results Warm Up

Jerez 4.423 m

1 / 2

No.	Rider	Nat	Team	Bike	Class	Time	Gap	Rel.	Laps	Speed	
										Avg	Max
1	64 H. DE CANCELLIS	FRA	Team TRASIMENO	Yamaha YZF-R3	B	1'52.927			8	141,001	196,6
2	87 T. KAWAKAMI	BRA	Yamaha MS Racing	Yamaha YZF-R3	B	1'52.961	0.034	0.034	8	140,958	190,5
3	95 S. DEROUE	NED	MTM Kawasaki MOTOPOST	Kawasaki Ninja 400	B	1'53.082	0.155	0.121	8	140,808	195,2
4	48 T. BRIANTI	ITA	Prodina Ircos Team WorldSSP300	Kawasaki Ninja 400	B	1'53.295	0.368	0.213	8	140,543	193,5
5	6 J. BUIS	NED	MTM Kawasaki MOTOPOST	Kawasaki Ninja 400	A	1'53.364	0.437	0.069	8	140,457	197,6
6	4 C. STANGE	GER	Freudenberg KTM WorldSSP Team	KTM RC 390 R	A	1'53.434	0.507	0.070	8	140,371	193,8
7	88 B. IERACI	ITA	Kawasaki GP Project	Kawasaki Ninja 400	A	1'53.461	0.534	0.027	8	140,337	192,2
8	61 Y. OKAYA	JPN	MTM Kawasaki MOTOPOST	Kawasaki Ninja 400	B	1'53.504	0.577	0.043	8	140,284	195,9
9	84 K. ALOISI	ITA	ProGP Racing	Yamaha YZF-R3	A	1'53.547	0.620	0.043	8	140,231	189,5
10	8 M. PEREZ	ESP	Prodina Ircos Team WorldSSP300	Kawasaki Ninja 400	A	1'53.646	0.719	0.099	8	140,109	196,2
11	17 K. MEUFFELS	NED	MTM Kawasaki MOTOPOST	Kawasaki Ninja 400	A	1'53.656	0.729	0.010	8	140,096	194,9
12	83 M. KAWAKAMI	BRA	Team Brasil AD 78	Yamaha YZF-R3	B	1'53.668	0.741	0.012	8	140,082	189,5
13	52 O. KÖNIG	CZE	Freudenberg KTM Junior Team	KTM RC 390 R	B	1'53.740	0.813	0.072	6	139,993	196,9
14	85 K. SABATUCCI	ITA	Kawasaki GP Project	Kawasaki Ninja 400	B	1'53.792	0.865	0.052	8	139,929	187,6
15	22 N. KALININ	UKR	Battley-RT Motorsports by SKM-Kawasaki	Kawasaki Ninja 400	A	1'53.845	0.918	0.053	7	139,864	192,2
16	80 G. MASTROLUCA	ITA	GP Project	Kawasaki Ninja 400	B	1'53.853	0.926	0.008	8	139,854	191,2
17	11 A. CARRASCO	ESP	Kawasaki Provec WorldSSP300	Kawasaki Ninja 400	B	1'53.869	0.942	0.016	8	139,834	194,9
18	27 F. ROVELLI	ITA	Kawasaki ParkinGO Team	Kawasaki Ninja 400	A	1'53.877	0.950	0.008	8	139,825	190,2
19	7 J. GIMBERT	FRA	GP Project	Kawasaki Ninja 400	A	1'53.923	0.996	0.046	8	139,768	191,5
20	72 A. DIAZ	ESP	Biblion Motoxracing Yamaha WSSP300	Yamaha YZF-R3	A	1'53.934	1.007	0.011	8	139,755	193,2
21	10 U. ORRADRE	ESP	Yamaha MS Racing	Yamaha YZF-R3	A	1'53.968	1.041	0.034	8	139,713	184,2
22	30 G. VAN STRAALLEN	NED	EAB Ten Kate Racing	Yamaha YZF-R3	A	1'54.013	1.086	0.045	7	139,658	190,2
23	15 A. COPPOLA	ITA	Kawasaki GP Project	Kawasaki Ninja 400	B	1'54.037	1.110	0.024	8	139,628	188,9
24	71 T. EDWARDS	AUS	Kawasaki ParkinGO Team	Kawasaki Ninja 400	B	1'54.047	1.120	0.010	8	139,616	192,5
25	2 A. CARRION	ESP	Smrz Racing - Willi Race	Kawasaki Ninja 400	A	1'54.049	1.122	0.002	7	139,614	194,2
26	46 S. DI SORA	FRA	Leader Team Flembbo	Kawasaki Ninja 400	A	1'54.146	1.219	0.097	8	139,495	192,5
27	14 E. DE LA VEGA	FRA	Machado Came SBK	Yamaha YZF-R3	B	1'54.201	1.274	0.055	8	139,428	190,2
28	25 A. KROH	GER	Yamaha MS Racing	Yamaha YZF-R3	A	1'54.260	1.333	0.059	8	139,356	187,9
29	58 I. IGLESIAS	ESP	Scuderia Maranga Racing	Kawasaki Ninja 400	B	1'54.278	1.351	0.018	7	139,334	189,5
30	23 S. MARKARIAN	FRA	Yamaha MS Racing	Yamaha YZF-R3	B	1'54.305	1.378	0.027	8	139,301	189,5
31	41 J. JAHNIG	GER	Freudenberg KTM Junior Team	KTM RC 390 R	A	1'54.328	1.401	0.023	8	139,273	195,6
32	98 T. BERCOT	FRA	ProGP Racing	Yamaha YZF-R3	B	1'54.398	1.471	0.070	8	139,188	189,2
33	54 B. SOFUOGLU	TUR	Biblion Motoxracing Yamaha WSSP300	Yamaha YZF-R3	B	1'54.474	1.547	0.076	7	139,095	190,5
34	69 T. BOOTH-AMOS	GBR	RT Motorsports by SKM - Kawasaki	Kawasaki Ninja 400	B	1'54.508	1.581	0.034	6	139,054	189,5
35	9 P. GRASSIA	ITA	Team CHIODO Moto Racing	Yamaha YZF-R3	A	1'54.668	1.741	0.160	7	138,860	187,9
36	45 F. MACAN	BRA	Team Brasil AD 78	Yamaha YZF-R3	A	1'55.374	2.447	0.706	8	138,010	180,3

AIR	Humidity:	57%	Temp:	27°C
TRACK	Condition:	Dry	Temp:	35°C

Records	Pole (SP)	2019 V.Steeman	1'52.199	141,920	Km/h
	Race (RC2)	2019 K.Meuffels	1'52.778	141,190	Km/h
	All Times (SP)	2019 V.Steeman	1'52.199	141,920	Km/h

Start 02/08/2020 09:50 End 10:06 The results are provisional until the end of the time limit for protests and appeals and the completion of the technical checks.

These data/results cannot be reproduced, stored and/or transmitted in whole or in part by any manner of electronic, mechanical, photocopying, recording, broadcasting or otherwise now known or herein after developed without the previous express consent by the copyright owner, except for reproduction in daily press and regular printed publications on sale to the public within 60 days of the event related to those data/results and always provided that copyright symbol appears together as follows below.

© DORNA WSBK ORGANIZATION Srl 2020



Official Fuel Supplier

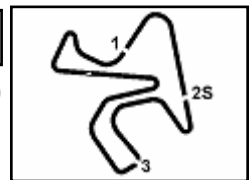


PIRELLI

Official Tyre Supplier



Official Timekeeper



Pirelli Spanish Round, 31 July - 2 August 2020

Results Warm Up

Session Highlights

Local Time	No. Rider	Description
09.50.00		Start
09.57.45	88 B. IERACI	Current Lap Cancelled - Exceeded Track Limits - Turn 10
10.01.55	84 K. ALOISI	Lap Cancelled (1'54.445) - Exceeded Track Limits - Turn 4
10.01.59	17 K. MEUFFELS	Lap Cancelled (1'53.673) - Exceeded Track Limits - Turn 4
10.03.51	52 O. KÖNIG	Technical Problem - Turn 10
10.05.55	87 T. KAWAKAMI	Lap Cancelled (1'53.275) - Exceeded Track Limits - Turn 1
10.06.27	4 C. STANGE	Lap Cancelled (1'54.728) - Exceeded Track Limits - Turn 11
10.06.46		End Of Session

Fastest Laps Sequence

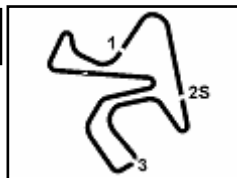
No.	Rider	Nat	Team	Bike	Local Time	Time	Gap	Avg
54	B. SOFUOGLU	TUR	Biblion Motoxacing Yamaha WSSP300	Yamaha YZF-R3	09:53'58.409	1'55.468		137,898
30	G. VAN STRAALEN	NED	EAB Ten Kate Racing	Yamaha YZF-R3	09:54'00.440	1'55.438	-0.030	137,934
22	N. KALININ	UKR	Battley-RT Motorsports by SKM-Kawasaki	Kawasaki Ninja 400	09:54'00.442	1'54.691	-0.747	138,832
88	B. IERACI	ITA	Kawasaki GP Project	Kawasaki Ninja 400	09:54'01.267	1'54.322	-0.369	139,280
11	A. CARRASCO	ESP	Kawasaki Provec WorldSSP300	Kawasaki Ninja 400	09:54'05.955	1'54.301	-0.021	139,306
2	A. CARRION	ESP	Smrz Racing - Willi Race	Kawasaki Ninja 400	09:54'06.091	1'54.273	-0.028	139,340
95	S. DEROUE	NED	MTM Kawasaki MOTOPOST	Kawasaki Ninja 400	09:54'12.462	1'54.041	-0.232	139,623
88	B. IERACI	ITA	Kawasaki GP Project	Kawasaki Ninja 400	09:55'55.023	1'53.756	-0.285	139,973
95	S. DEROUE	NED	MTM Kawasaki MOTOPOST	Kawasaki Ninja 400	09:56'06.140	1'53.678	-0.078	140,069
83	M. KAWAKAMI	BRA	Team Brasil AD 78	Yamaha YZF-R3	09:58'16.585	1'53.668	-0.010	140,082
4	C. STANGE	GER	Freudenberg KTM WorldSSP Team	KTM RC 390 R	09:59'51.505	1'53.434	-0.234	140,371
64	H. DE CANCELLIS	FRA	Team TRASIMENO	Yamaha YZF-R3	09:59'55.443	1'53.179	-0.255	140,687
64	H. DE CANCELLIS	FRA	Team TRASIMENO	Yamaha YZF-R3	10:01'48.370	1'52.927	-0.252	141,001

Start 09:50 End 10:06 The results are provisional until the end of the time limit for protests and appeals and the completion of the technical checks.

These data/results cannot be reproduced, stored and/or transmitted in whole or in part by any manner of electronic, mechanical, photocopying, recording, broadcasting or otherwise now known or herein after developed without the previous express consent by the copyright owner, except for reproduction in daily press and regular printed publications on sale to the public within 60 days of the event related to those data/results and always provided that copyright symbol appears together as follows below.

© DORNA WSBK ORGANIZATION Srl 2020





Jerez 4.423 m

Pirelli Spanish Round, 31 July - 2 August 2020

Best Sectors & Speed Warm Up

BEST LAP		
1	64 H. DE CANCELLIS	Yamaha YZF-R3 1'52.927
2	87 T. KAWAKAMI	Yamaha YZF-R3 1'52.961
3	95 S. DEROUE	Kawasaki Ninja 400 1'53.082
4	48 T. BRIANTI	Kawasaki Ninja 400 1'53.295
5	6 J. BUIS	Kawasaki Ninja 400 1'53.364
6	4 C. STANGE	KTM RC 390 R 1'53.434
7	88 B. IERACI	Kawasaki Ninja 400 1'53.461
8	61 Y. OKAYA	Kawasaki Ninja 400 1'53.504
9	84 K. ALOISI	Yamaha YZF-R3 1'53.547
10	8 M. PEREZ	Kawasaki Ninja 400 1'53.646
11	17 K. MEUFFELS	Kawasaki Ninja 400 1'53.656
12	83 M. KAWAKAMI	Yamaha YZF-R3 1'53.668
13	52 O. KÖNIG	KTM RC 390 R 1'53.740
14	85 K. SABATUCCI	Kawasaki Ninja 400 1'53.792
15	22 N. KALININ	Kawasaki Ninja 400 1'53.845
16	80 G. MASTROLUCA	Kawasaki Ninja 400 1'53.853
17	11 A. CARRASCO	Kawasaki Ninja 400 1'53.869
18	27 F. ROVELLI	Kawasaki Ninja 400 1'53.877
19	7 J. GIMBERT	Kawasaki Ninja 400 1'53.923
20	72 A. DIAZ	Yamaha YZF-R3 1'53.934
21	10 U. ORRADRE	Yamaha YZF-R3 1'53.968
22	30 G. VAN STRAALEN	Yamaha YZF-R3 1'54.013
23	15 A. COPPOLA	Kawasaki Ninja 400 1'54.037
24	71 T. EDWARDS	Kawasaki Ninja 400 1'54.047
25	2 A. CARRION	Kawasaki Ninja 400 1'54.049
26	46 S. DI SORA	Kawasaki Ninja 400 1'54.146
27	14 E. DE LA VEGA	Yamaha YZF-R3 1'54.201
28	25 A. KROH	Yamaha YZF-R3 1'54.260
29	58 I. IGLESIAS	Kawasaki Ninja 400 1'54.278
30	23 S. MARKARIAN	Yamaha YZF-R3 1'54.305
31	41 J. JAHNIG	KTM RC 390 R 1'54.328
32	98 T. BERCOT	Yamaha YZF-R3 1'54.398
33	54 B. SOFUOGLU	Yamaha YZF-R3 1'54.474
34	69 T. BOOTH-AMOS	Kawasaki Ninja 400 1'54.508
35	9 P. GRASSIA	Yamaha YZF-R3 1'54.668
36	45 F. MACAN	Yamaha YZF-R3 1'55.374

SPEED		
1	6 J. BUIS	Kawasaki Ninja 400 197.6
2	52 O. KÖNIG	KTM RC 390 R 196.9
3	64 H. DE CANCELLIS	Yamaha YZF-R3 196.6
4	8 M. PEREZ	Kawasaki Ninja 400 196.2
5	61 Y. OKAYA	Kawasaki Ninja 400 195.9
6	41 J. JAHNIG	KTM RC 390 R 195.6
7	95 S. DEROUE	Kawasaki Ninja 400 195.2
8	17 K. MEUFFELS	Kawasaki Ninja 400 194.9
9	11 A. CARRASCO	Kawasaki Ninja 400 194.9
10	2 A. CARRION	Kawasaki Ninja 400 194.2
11	4 C. STANGE	KTM RC 390 R 193.8
12	48 T. BRIANTI	Kawasaki Ninja 400 193.5
13	72 A. DIAZ	Yamaha YZF-R3 193.2
14	71 T. EDWARDS	Kawasaki Ninja 400 192.5
15	46 S. DI SORA	Kawasaki Ninja 400 192.5
16	22 N. KALININ	Kawasaki Ninja 400 192.2
17	88 B. IERACI	Kawasaki Ninja 400 192.2
18	7 J. GIMBERT	Kawasaki Ninja 400 191.5
19	80 G. MASTROLUCA	Kawasaki Ninja 400 191.2
20	54 B. SOFUOGLU	Yamaha YZF-R3 190.5
21	87 T. KAWAKAMI	Yamaha YZF-R3 190.5
22	30 G. VAN STRAALEN	Yamaha YZF-R3 190.2
23	27 F. ROVELLI	Kawasaki Ninja 400 190.2
24	14 E. DE LA VEGA	Yamaha YZF-R3 190.2
25	84 K. ALOISI	Yamaha YZF-R3 189.5
26	23 S. MARKARIAN	Yamaha YZF-R3 189.5
27	58 I. IGLESIAS	Kawasaki Ninja 400 189.5
28	69 T. BOOTH-AMOS	Kawasaki Ninja 400 189.5
29	83 M. KAWAKAMI	Yamaha YZF-R3 189.5
30	98 T. BERCOT	Yamaha YZF-R3 189.2
31	15 A. COPPOLA	Kawasaki Ninja 400 188.9
32	25 A. KROH	Yamaha YZF-R3 187.9
33	9 P. GRASSIA	Yamaha YZF-R3 187.9
34	85 K. SABATUCCI	Kawasaki Ninja 400 187.6
35	10 U. ORRADRE	Yamaha YZF-R3 184.2
36	45 F. MACAN	Yamaha YZF-R3 180.3

SEG. 1		
1	48 T. BRIANTI	27.478
2	6 J. BUIS	27.609
3	83 M. KAWAKAMI	27.612
4	64 H. DE CANCELLIS	27.615
5	61 Y. OKAYA	27.642
6	87 T. KAWAKAMI	27.643
7	11 A. CARRASCO	27.659
8	54 B. SOFUOGLU	27.664
9	95 S. DEROUE	27.670
10	22 N. KALININ	27.682
11	84 K. ALOISI	27.692
12	80 G. MASTROLUCA	27.695
13	10 U. ORRADRE	27.696
14	8 M. PEREZ	27.720
15	4 C. STANGE	27.736
16	85 K. SABATUCCI	27.739
17	88 B. IERACI	27.805
18	25 A. KROH	27.811
19	72 A. DIAZ	27.820
20	52 O. KÖNIG	27.820
21	58 I. IGLESIAS	27.822
22	15 A. COPPOLA	27.824
23	17 K. MEUFFELS	27.833
24	23 S. MARKARIAN	27.842
25	46 S. DI SORA	27.870
26	30 G. VAN STRAALEN	27.882
27	7 J. GIMBERT	27.887
28	71 T. EDWARDS	27.931
29	27 F. ROVELLI	27.943
30	41 J. JAHNIG	27.944
31	98 T. BERCOT	27.950
32	14 E. DE LA VEGA	27.963
33	2 A. CARRION	28.036
34	45 F. MACAN	28.047
35	69 T. BOOTH-AMOS	28.054
36	9 P. GRASSIA	28.150

SEG. 2		
1	6 J. BUIS	17.168
2	64 H. DE CANCELLIS	17.172
3	4 C. STANGE	17.245
4	27 F. ROVELLI	17.250
5	8 M. PEREZ	17.262
6	95 S. DEROUE	17.266
7	87 T. KAWAKAMI	17.281
8	88 B. IERACI	17.286
9	54 B. SOFUOGLU	17.288
10	11 A. CARRASCO	17.294
11	71 T. EDWARDS	17.299
12	17 K. MEUFFELS	17.301
13	2 A. CARRION	17.318
14	61 Y. OKAYA	17.318
15	52 O. KÖNIG	17.324
16	48 T. BRIANTI	17.344
17	72 A. DIAZ	17.344
18	30 G. VAN STRAALEN	17.346
19	41 J. JAHNIG	17.347
20	83 M. KAWAKAMI	17.353
21	7 J. GIMBERT	17.370
22	14 E. DE LA VEGA	17.379
23	58 I. IGLESIAS	17.379
24	9 P. GRASSIA	17.392
25	80 G. MASTROLUCA	17.415
26	84 K. ALOISI	17.444
27	22 N. KALININ	17.445
28	15 A. COPPOLA	17.448
29	23 S. MARKARIAN	17.470
30	46 S. DI SORA	17.493
31	85 K. SABATUCCI	17.538
32	98 T. BERCOT	17.571
33	69 T. BOOTH-AMOS	17.609
34	10 U. ORRADRE	17.624
35	25 A. KROH	17.630
36	45 F. MACAN	17.815

SEG. 3		
1	88 B. IERACI	32.884
2	87 T. KAWAKAMI	32.913
3	8 M. PEREZ	32.943
4	64 H. DE CANCELLIS	32.949
5	54 B. SOFUOGLU	32.961
6	4 C. STANGE	32.983
7	61 Y. OKAYA	33.009
8	48 T. BRIANTI	33.017
9	10 U. ORRADRE	33.036
10	95 S. DEROUE	33.041
11	80 G. MASTROLUCA	33.046
12	83 M. KAWAKAMI	33.049
13	7 J. GIMBERT	33.065
14	72 A. DIAZ	33.102
15	11 A. CARRASCO	33.110
16	6 J. BUIS	33.126
17	27 F. ROVELLI	33.126
18	52 O. KÖNIG	33.161
19	14 E. DE LA VEGA	33.168
20	2 A. CARRION	33.180
21	85 K. SABATUCCI	33.182
22	30 G. VAN STRAALEN	33.193
23	84 K. ALOISI	33.193
24	17 K. MEUFFELS	33.203
25	41 J. JAHNIG	33.212
26	15 A. COPPOLA	33.214
27	46 S. DI SORA	33.218
28	71 T. EDWARDS	33.261
29	22 N. KALININ	33.268
30	9 P. GRASSIA	33.273
31	69 T. BOOTH-AMOS	33.291
32	25 A. KROH	33.297
33	98 T. BERCOT	33.344
34	58 I. IGLESIAS	33.366
35	23 S. MARKARIAN	33.381
36	45 F. MACAN	33.502

SEG. 4		
1	87 T. KAWAKAMI	35.009
2	95 S. DEROUE	35.028
3	17 K. MEUFFELS	35.083
4	64 H. DE CANCELLIS	35.129
5	6 J. BUIS	35.129
6	8 M. PEREZ	35.148
7	61 Y. OKAYA	35.183
8	84 K. ALOISI	35.209
9	4 C. STANGE	35.242
10	85 K. SABATUCCI	35.249
11	71 T. EDWARDS	35.254
12	88 B. IERACI	35.267
13	23 S. MARKARIAN	35.275
14	48 T. BRIANTI	35.281
15	52 O. KÖNIG	35.283
16	72 A. DIAZ	35.293
17	10 U. ORRADRE	35.294
18	98 T. BERCOT	35.312
19	41 J. JAHNIG	35.314
20	2 A. CARRION	35.314
21	27 F. ROVELLI	35.325
22	30 G. VAN STRAALEN	35.326
23	11 A. CARRASCO	35.381
24	80 G. MASTROLUCA	35.385
25	58 I. IGLESIAS	35.410
26	69 T. BOOTH-AMOS	35.417
27	46 S. DI SORA	35.420
28	22 N. KALININ	35.421
29	83 M. KAWAKAMI	35.423
30	15 A. COPPOLA	35.469
31	14 E. DE LA VEGA	35.502
32	7 J. GIMBERT	35.504
33	25 A. KROH	35.522
34	9 P. GRASSIA	35.628
35	54 B. SOFUOGLU	35.635
36	45 F. MACAN	35.919

02/08/2020

These data/results cannot be reproduced, stored and/or transmitted in whole or in part by any manner of electronic, mechanical, photocopying, recording, broadcasting or otherwise now known or herein after developed without the previous express consent by the copyright owner, except for reproduction in daily press and regular printed publications on sale to the public within 60 days of the event related to those data/results and always provided that copyright symbol appears together as follows below.

© DORNA WSBK ORGANIZATION Srl 2020



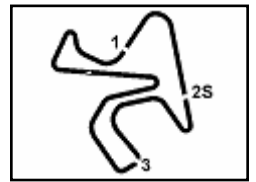
Official Fuel Supplier



Official Tyre Supplier



Official Timekeeper



Pirelli Spanish Round, 31 July - 2 August 2020

Ideal Times Warm Up

Jerez 4.423 m

1 / 2

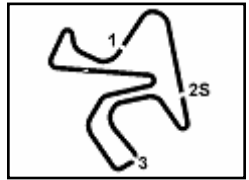
No.	Rider	Nat	Bike	Seg. 1 Diff. 1	Seg. 2 Diff. 2	Seg. 3 Diff. 3	Seg. 4 Diff. 4	Ideal Time Best Lap	Pos.	Diff.
1	87 T. KAWAKAMI	BRA	Yamaha YZF-R3	27.643	17.281 +0.030	32.913 +0.085	35.009	1'52.846 1'52.961	2	0.115
2	64 H. DE CANCELLIS	FRA	Yamaha YZF-R3	27.615 +0.062	17.172	32.949	35.129	1'52.865 1'52.927	1	0.062
3	95 S. DEROUE	NED	Kawasaki Ninja 400	27.670	17.266	33.041 +0.029	35.028 +0.048	1'53.005 1'53.082	3	0.077
4	6 J. BUIS	NED	Kawasaki Ninja 400	27.609	17.168 +0.031	33.126 +0.015	35.129 +0.286	1'53.032 1'53.364	5	0.332
5	8 M. PEREZ	ESP	Kawasaki Ninja 400	27.720 +0.121	17.262 +0.245	32.943 +0.207	35.148	1'53.073 1'53.646	10	0.573
6	48 T. BRIANTI	ITA	Kawasaki Ninja 400	27.478	17.344 +0.107	33.017 +0.068	35.281	1'53.120 1'53.295	4	0.175
7	61 Y. OKAYA	JPN	Kawasaki Ninja 400	27.642 +0.096	17.318 +0.057	33.009	35.183 +0.199	1'53.152 1'53.504	8	0.352
8	4 C. STANGE	GER	KTM RC 390 R	27.736	17.245 +0.186	32.983 +0.042	35.242	1'53.206 1'53.434	6	0.228
9	88 B. IERACI	ITA	Kawasaki Ninja 400	27.805 +0.089	17.286 +0.111	32.884 +0.019	35.267	1'53.242 1'53.461	7	0.219
10	17 K. MEUFFELS	NED	Kawasaki Ninja 400	27.833 +0.107	17.301 +0.008	33.203	35.083 +0.121	1'53.420 1'53.656	11	0.236
11	83 M. KAWAKAMI	BRA	Yamaha YZF-R3	27.612	17.353 +0.079	33.049 +0.050	35.423 +0.102	1'53.437 1'53.668	12	0.231
12	11 A. CARRASCO	ESP	Kawasaki Ninja 400	27.659	17.294 +0.109	33.110 +0.207	35.381 +0.109	1'53.444 1'53.869	17	0.425
13	84 K. ALOISI	ITA	Yamaha YZF-R3	27.692	17.444 +0.009	33.193	35.209	1'53.538 1'53.547	9	0.009
14	80 G. MASTROLUCA	ITA	Kawasaki Ninja 400	27.695 +0.066	17.415 +0.036	33.046 +0.210	35.385	1'53.541 1'53.853	16	0.312
15	54 B. SOFUOGLU	TUR	Yamaha YZF-R3	27.664 +0.747	17.288 +0.179	32.961	35.635	1'53.548 1'54.474	33	0.926
16	72 A. DIAZ	ESP	Yamaha YZF-R3	27.820 +0.252	17.344	33.102 +0.123	35.293	1'53.559 1'53.934	20	0.375
17	52 O. KÖNIG	CZE	KTM RC 390 R	27.820	17.324 +0.075	33.161	35.283 +0.077	1'53.588 1'53.740	13	0.152
18	27 F. ROVELLI	ITA	Kawasaki Ninja 400	27.943 +0.119	17.250 +0.114	33.126	35.325	1'53.644 1'53.877	18	0.233
19	10 U. ORRADRE	ESP	Yamaha YZF-R3	27.696 +0.142	17.624 +0.138	33.036 +0.038	35.294	1'53.650 1'53.968	21	0.318
20	85 K. SABATUCCI	ITA	Kawasaki Ninja 400	27.739	17.538 +0.084	33.182	35.249	1'53.708 1'53.792	14	0.084
21	71 T. EDWARDS	AUS	Kawasaki Ninja 400	27.931 +0.130	17.299 +0.092	33.261	35.254 +0.080	1'53.745 1'54.047	24	0.302
22	30 G. VAN STRAALEN	NED	Yamaha YZF-R3	27.882 +0.123	17.346	33.193	35.326 +0.143	1'53.747 1'54.013	22	0.266
23	22 N. KALININ	UKR	Kawasaki Ninja 400	27.682	17.445 +0.029	33.268	35.421	1'53.816 1'53.845	15	0.029
24	41 J. JAHNIG	GER	KTM RC 390 R	27.944	17.347 +0.172	33.212 +0.119	35.314 +0.220	1'53.817 1'54.328	31	0.511
25	7 J. GIMBERT	FRA	Kawasaki Ninja 400	27.887	17.370	33.065	35.504 +0.097	1'53.826 1'53.923	19	0.097
26	2 A. CARRION	ESP	Kawasaki Ninja 400	28.036 +0.030	17.318	33.180 +0.154	35.314 +0.017	1'53.848 1'54.049	25	0.201
27	15 A. COPPOLA	ITA	Kawasaki Ninja 400	27.824	17.448 +0.009	33.214	35.469 +0.073	1'53.955 1'54.037	23	0.082
28	23 S. MARKARIAN	FRA	Yamaha YZF-R3	27.842	17.470	33.381 +0.293	35.275 +0.044	1'53.968 1'54.305	30	0.337
29	58 I. IGLESIAS	ESP	Kawasaki Ninja 400	27.822	17.379	33.366	35.410 +0.301	1'53.977 1'54.278	29	0.301
30	46 S. DI SORA	FRA	Kawasaki Ninja 400	27.870	17.493	33.218	35.420 +0.145	1'54.001 1'54.146	26	0.145
31	14 E. DE LA VEGA	FRA	Yamaha YZF-R3	27.963	17.379 +0.091	33.168	35.502 +0.098	1'54.012 1'54.201	27	0.189
32	98 T. BERCOT	FRA	Yamaha YZF-R3	27.950 +0.101	17.571 +0.120	33.344	35.312	1'54.177 1'54.398	32	0.221
33	25 A. KROH	GER	Yamaha YZF-R3	27.811	17.630	33.297	35.522	1'54.260 1'54.260	28	

02/08/2020

These data/results cannot be reproduced, stored and/or transmitted in whole or in part by any manner of electronic, mechanical, photocopying, recording, broadcasting or otherwise now known or herein after developed without the previous express consent by the copyright owner, except for reproduction in daily press and regular printed publications on sale to the public within 60 days of the event related to those data/results and always provided that copyright symbol appears together as follows below.

© DORNA WSBK ORGANIZATION Srl 2020





Pirelli Spanish Round, 31 July - 2 August 2020

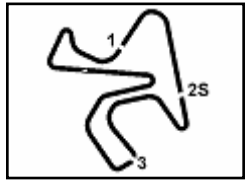
Ideal Times Warm Up

Jerez 4.423 m
2 / 2

No.	Rider	Nat	Bike	Seg. 1	Seg. 2	Seg. 3	Seg. 4	Ideal Time		
				Diff. 1	Diff. 2	Diff. 3	Diff. 4	Best Lap	Pos.	Diff.
34	69 T. BOOTH-AMOS	GBR	Kawasaki Ninja 400	28.054 +0.116	17.609	33.291 +0.021	35.417	1'54.371		
35	9 P. GRASSIA	ITA	Yamaha YZF-R3	28.150	17.392 +0.132	33.273 +0.093	35.628	1'54.443	34	0.137
36	45 F. MACAN	BRA	Yamaha YZF-R3	28.047 +0.091	17.815	33.502	35.919	1'55.283	35	0.225
Overall Ideal Time				27.478	17.168	32.884	35.009	1'52.539	36	0.091

02/08/2020
 These data/results cannot be reproduced, stored and/or transmitted in whole or in part by any manner of electronic, mechanical, photocopying, recording, broadcasting or otherwise now known or herein after developed without the previous express consent by the copyright owner, except for reproduction in daily press and regular printed publications on sale to the public within 60 days of the event related to those data/results and always provided that copyright symbol appears together as follows below.
 © DORNA WSBK ORGANIZATION Srl 2020





Pirelli Spanish Round, 31 July - 2 August 2020

Chronological Analysis Warm Up

Jerez 4.423 m

1 / 4

1° 64 H. DE CANCELLIS (1'52.927)							
Lap	Seg.1	Seg.2	Seg.3	Seg.4	Lap Time	km/h	Local Time
1							9:50'00.713
2	39.392	19.278	40.976	38.692	2'18.338P	179,7	9:52'19.051
3	28.110	17.493	33.342	35.470	1'54.415	187,6	9:54'13.466
4	27.743	17.361	33.601	35.435	1'54.140	192,8	9:56'07.606
5	28.161	17.488	33.369	35.640	1'54.658	196,6	9:58'02.264
6	27.615	17.262	32.961	35.341	1'53.179	191,8	9:59'55.443
7	27.677	17.172	32.949	35.129	1'52.927	193,5	10:01'48.370
8	27.643	17.312	34.744	35.672	1'55.371	194,2	10:03'43.741
9	27.702	17.475	33.168	35.220	1'53.565	187,3	10:05'37.306

1							9:49'58.878
2	39.952	17.813	34.072	36.297	2'08.134P	190,8	9:52'07.012
3	28.199	17.636	33.169	35.831	1'54.835	191,5	9:54'01.847
4	28.009	17.673	33.066	35.533	1'54.281	187,9	9:55'56.128
5	31.704	17.506	37.162	35.571	2'01.943	191,8	9:57'58.071
6	27.736	17.431	33.025	35.242	1'53.434	193,8	9:59'51.505
7	27.876	17.439	33.023	35.474	1'53.812	192,8	10:01'45.317
8	28.432	17.245	32.983	35.623	1'54.283	192,5	10:03'39.600
9	28.275	17.728	33.367	35.358	1'54.728C	191,8	10:05'34.328

2° 87 T. KAWAKAMI (1'52.961)							
Lap	Seg.1	Seg.2	Seg.3	Seg.4	Lap Time	km/h	Local Time
1							9:50'20.475
2	33.081	17.738	33.570	35.523	1'59.912P	184,2	9:52'20.387
3	27.683	17.455	33.847	35.480	1'54.465	188,3	9:54'14.852
4	27.908	17.469	33.100	35.309	1'53.786	185,7	9:56'08.638
5	27.804	17.375	33.192	35.537	1'53.908	189,5	9:58'02.546
6	27.684	17.341	32.950	35.225	1'53.200	189,5	9:59'55.746
7	27.643	17.311	32.998	35.009	1'52.961	186,7	10:01'48.707
8	27.745	17.281	33.230	35.019	1'53.275C	190,5	10:03'41.982
9	27.766	17.324	32.913	35.277	1'53.280	187,9	10:05'35.262

7° 88 B. IERACI (1'53.461)							
Lap	Seg.1	Seg.2	Seg.3	Seg.4	Lap Time	km/h	Local Time
1							9:49'55.456
2	42.954	18.140	33.976	36.419	2'11.489P	185,7	9:52'06.945
3	28.109	17.610	33.174	35.429	1'54.322	188,3	9:54'01.267
4	27.870	17.286	33.022	35.578	1'53.756	192,2	9:55'55.023
5	32.470	17.637	36.717	35.654	2'02.478C	189,5	9:57'57.501
6	28.147	17.434	32.979	35.360	1'53.920	192,2	9:59'51.421
7	27.805	17.461	32.909	35.358	1'53.533	189,9	10:01'44.954
8	27.894	17.397	32.903	35.267	1'53.461	190,5	10:03'38.415
9	28.026	17.452	32.884	35.887	1'54.249	190,2	10:05'32.664

3° 95 S. DEROUE (1'53.082)							
Lap	Seg.1	Seg.2	Seg.3	Seg.4	Lap Time	km/h	Local Time
1							9:50'17.423
2	33.554	17.886	33.735	35.823	2'00.998P	192,2	9:52'18.421
3	27.983	17.324	33.574	35.160	1'54.041	195,2	9:54'12.462
4	27.927	17.311	33.330	35.110	1'53.678	193,5	9:56'06.140
5	28.064	17.568	33.513	35.348	1'54.493	188,6	9:58'00.633
6	27.682	17.380	33.183	35.280	1'53.525	190,5	9:59'54.158
7	27.826	17.342	33.041	35.159	1'53.368	191,5	10:01'47.526
8	27.760	17.390	33.110	35.028	1'53.288	191,2	10:03'40.814
9	27.670	17.266	33.070	35.076	1'53.082	193,5	10:05'33.896

8° 61 Y. OKAYA (1'53.504)							
Lap	Seg.1	Seg.2	Seg.3	Seg.4	Lap Time	km/h	Local Time
1							9:50'14.941
2	34.001	18.031	34.155	36.399	2'02.586P	186,4	9:52'17.527
3	28.427	17.569	33.338	35.513	1'54.847	191,2	9:54'12.374
4	27.941	17.474	33.409	35.263	1'54.087	195,9	9:56'06.461
5	27.966	17.574	33.464	35.312	1'54.316	190,2	9:58'00.777
6	27.642	17.372	33.310	35.284	1'53.608	193,8	9:59'54.385
7	27.738	17.375	33.009	35.382	1'53.504	193,2	10:01'47.889
8	27.816	17.417	33.160	35.183	1'53.576	191,8	10:03'41.465
9	27.773	17.318	33.778	35.366	1'54.235	192,8	10:05'35.700

4° 48 T. BRIANTI (1'53.295)							
Lap	Seg.1	Seg.2	Seg.3	Seg.4	Lap Time	km/h	Local Time
1							9:50'04.096
2	38.309	18.477	35.508	36.606	2'08.900P	182,7	9:52'12.996
3	28.040	17.591	33.104	35.633	1'54.368	190,2	9:54'07.364
4	27.639	17.421	33.371	35.401	1'53.832	193,5	9:56'01.196
5	27.741	17.344	33.889	36.029	1'55.003	193,2	9:57'56.199
6	27.738	17.445	33.237	35.353	1'53.773	191,5	9:59'49.972
7	28.043	17.385	33.811	44.589	2'03.828	192,5	10:01'53.800
8	27.832	17.530	33.017	35.494	1'53.873	188,9	10:03'47.673
9	27.478	17.451	33.085	35.281	1'53.295	190,2	10:05'40.968

9° 84 K. ALOISI (1'53.547)							
Lap	Seg.1	Seg.2	Seg.3	Seg.4	Lap Time	km/h	Local Time
1							9:50'12.999
2	34.122	17.879	34.136	36.178	2'02.315P	183,3	9:52'15.314
3	28.239	17.731	33.560	36.187	1'55.717	187,0	9:54'11.031
4	28.235	17.843	33.379	35.507	1'54.964	184,8	9:56'05.995
5	28.315	17.652	33.651	35.425	1'55.043	188,9	9:58'01.038
6	27.844	17.480	33.332	35.396	1'54.052	189,5	9:59'55.090
7	27.984	17.631	33.358	35.472	1'54.445C	188,6	10:01'49.535
8	27.815	17.444	33.557	35.695	1'54.511	189,2	10:03'44.046
9	27.692	17.453	33.193	35.209	1'53.547	189,5	10:05'37.593

5° 6 J. BUIS (1'53.364)							
Lap	Seg.1	Seg.2	Seg.3	Seg.4	Lap Time	km/h	Local Time
1							9:50'14.858
2	34.005	18.050	34.048	36.432	2'02.535P	186,7	9:52'17.393
3	28.477	17.639	34.018	35.407	1'55.541	189,5	9:54'12.934
4	27.804	17.168	33.610	35.163	1'53.745	197,6	9:56'06.679
5	28.178	17.285	33.673	35.335	1'54.471	196,2	9:58'01.150
6	27.911	17.322	33.126	35.323	1'53.682	194,5	9:59'54.832
7	27.609	17.199	33.141	35.415	1'53.364	196,6	10:01'48.196
8	27.754	17.247	33.253	35.129	1'53.383	194,5	10:03'41.579
9	27.812	17.202	33.152	35.369	1'53.535	194,2	10:05'35.114

10° 8 M. PEREZ (1'53.646)							
Lap	Seg.1	Seg.2	Seg.3	Seg.4	Lap Time	km/h	Local Time
1							9:50'13.620
2	35.120	18.181	34.764	37.937	2'06.002P	183,9	9:52'19.622
3	27.908	17.353	33.254	35.535	1'54.050	192,8	9:54'13.672
4	27.725	17.262	33.361	35.528	1'53.876	196,2	9:56'07.548
5	28.075	17.579	33.236	37.670	1'56.560	194,2	9:58'04.108
6	27.841	17.507	33.150	35.148	1'53.646	190,2	9:59'57.754
7	27.720	17.497	32.943	35.573	1'53.733	189,9	10:01'51.487
8	28.002	17.601	33.137	35.712	1'54.452	187,6	10:03'45.939
9	27.867	17.594	33.048	35.671	1'54.180	187,0	10:05'40.119

6° 4 C. STANGE (1'53.434)							
Lap	Seg.1	Seg.2	Seg.3	Seg.4	Lap Time	km/h	Local Time
1							9:50'16.277
2	34.612	17.991	33.926	35.788	2'02.317P	185,4	9:52'18.594

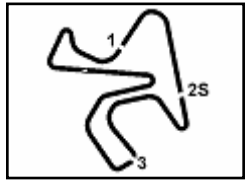
11° 17 K. MEUFFELS (1'53.656)							
Lap	Seg.1	Seg.2	Seg.3	Seg.4	Lap Time	km/h	Local Time
1							9:50'16.277
2	34.612	17.991	33.926	35.788	2'02.317P	185,4	9:52'18.594

02/08/2020 P = Pits In/Out - C = Lap Time Cancelled

These data/results cannot be reproduced, stored and/or transmitted in whole or in part by any manner of electronic, mechanical, photocopying, recording, broadcasting or otherwise now known or herein after developed without the previous express consent by the copyright owner, except for reproduction in daily press and regular printed publications on sale to the public within 60 days of the event related to those data/results and always provided that copyright symbol appears together as follows below.

© DORNA WSBK ORGANIZATION Srl 2020





Pirelli Spanish Round, 31 July - 2 August 2020

Chronological Analysis Warm Up

Jerez 4.423 m

2 / 4

3	28.102	17.445	33.582	35.384	1'54.513	193,8	9:54'13.107
4	27.973	17.357	33.458	35.444	1'54.232	193,5	9:56'07.339
5	28.026	17.397	33.567	35.141	1'54.131	192,8	9:58'01.470
6	27.940	17.309	33.203	35.204	1'53.656	194,9	9:59'55.126
7	27.833	17.301	33.292	35.247	1'53.673C	193,8	10:01'48.799
8	28.114	17.324	33.207	35.083	1'53.728	193,5	10:03'42.527
9	27.894	17.835	33.462	35.999	1'55.190	191,5	10:05'37.717

17° 11 A. CARRASCO (1'53.869)							
Lap	Seg.1	Seg.2	Seg.3	Seg.4	Lap Time	km/h	Local Time
1							9:49'55.466
2	39.594	18.030	35.255	43.309	2'16.188P	185,1	9:52'11.654
3	28.045	17.591	33.110	35.555	1'54.301	189,2	9:54'05.955
4	28.218	17.470	33.153	35.549	1'54.390	189,5	9:56'00.345
5	27.846	17.294	33.366	35.382	1'53.888	194,9	9:57'54.233
6	27.659	17.403	33.317	35.490	1'53.869	191,8	9:59'48.102
7	27.850	17.596	33.718	35.381	1'54.545	189,5	10:01'42.647
8	27.873	17.389	33.619	35.836	1'54.717	191,8	10:03'37.364
9	27.863	17.558	33.233	35.604	1'54.258	185,1	10:05'31.622

12° 83 M. KAWAKAMI (1'53.668)							
Lap	Seg.1	Seg.2	Seg.3	Seg.4	Lap Time	km/h	Local Time
1							9:50'26.610
2	36.930	17.854	33.995	35.714	2'04.493P	184,5	9:52'31.103
3	28.162	17.908	33.248	35.455	1'54.773	182,7	9:54'25.876
4	27.875	18.592	34.811	35.763	1'57.041	154,0	9:56'22.917
5	27.612	17.432	33.099	35.525	1'53.668	189,2	9:58'16.585
6	27.900	17.768	33.208	35.423	1'54.299	181,5	10:00'10.884
7	30.977	18.703	39.344	45.816	2'14.840	161,9	10:02'25.724
8	28.108	17.353	34.941	35.540	1'55.942	189,5	10:04'21.666
9	27.838	17.796	33.049	35.669	1'54.352	179,7	10:06'16.018

18° 27 F. ROVELLI (1'53.877)							
Lap	Seg.1	Seg.2	Seg.3	Seg.4	Lap Time	km/h	Local Time
1							9:49'51.033
2	44.821	17.777	34.496	36.029	2'13.123P	189,2	9:52'04.156
3	28.330	17.924	33.781	37.631	1'57.666	179,7	9:54'01.822
4	27.943	17.973	33.445	35.562	1'54.923	185,4	9:55'56.745
5	27.993	17.742	33.363	35.563	1'54.661	183,6	9:57'51.406
6	28.009	17.491	34.172	39.352	1'59.024	187,0	9:59'50.430
7	27.997	17.250	33.401	35.788	1'54.436	190,2	10:01'44.866
8	28.062	17.364	33.126	35.325	1'53.877	189,2	10:03'38.743
9	28.397	17.742	33.657	35.771	1'55.567	188,3	10:05'34.310

13° 52 O. KÖNIG (1'53.740)							
Lap	Seg.1	Seg.2	Seg.3	Seg.4	Lap Time	km/h	Local Time
1							9:49'54.630
2	42.044	17.729	34.614	36.428	2'10.815P	192,8	9:52'05.445
3	28.224	17.809	33.807	35.617	1'55.457	187,9	9:54'00.902
4	28.164	17.558	33.843	35.678	1'55.243	195,6	9:55'56.145
5	30.057	18.143	37.653	36.035	2'01.888	179,4	9:57'58.033
6	28.047	17.324	33.282	35.283	1'53.936	196,9	9:59'51.969
7	27.820	17.399	33.161	35.360	1'53.740	191,8	10:01'45.709

19° 7 J. GIMBERT (1'53.923)							
Lap	Seg.1	Seg.2	Seg.3	Seg.4	Lap Time	km/h	Local Time
1							9:50'02.627
2	35.686	18.269	34.418	36.731	2'05.104P	182,4	9:52'07.731
3	28.157	17.680	33.718	35.783	1'55.338	187,6	9:54'03.069
4	28.091	17.553	33.197	35.504	1'54.345	188,9	9:55'57.414
5	28.364	17.471	38.196	35.788	1'59.819	188,3	9:57'57.233
6	28.088	17.595	33.485	35.858	1'55.026	187,0	9:59'52.259
7	27.887	17.370	33.065	35.601	1'53.923	191,5	10:01'46.182
8	27.931	17.412	33.555	35.712	1'54.610	191,5	10:03'40.792
9	27.998	17.399	33.126	35.696	1'54.219	190,8	10:05'35.011

14° 85 K. SABATUCCI (1'53.792)							
Lap	Seg.1	Seg.2	Seg.3	Seg.4	Lap Time	km/h	Local Time
1							9:50'25.453
2	36.867	18.769	34.480	35.731	2'05.847P	181,8	9:52'31.300
3	28.086	17.813	33.507	35.380	1'54.786	183,9	9:54'26.086
4	27.768	17.799	33.513	35.764	1'54.844	184,5	9:56'20.930
5	28.086	17.895	35.218	35.589	1'56.788	183,3	9:58'17.718
6	27.739	17.622	33.182	35.249	1'53.792	187,6	10:00'11.510
7	28.083	17.707	34.497	51.136	2'11.423	184,2	10:02'22.933
8	29.632	18.286	33.845	37.810	1'59.573	178,8	10:04'22.506
9	27.902	17.538	33.208	38.842	1'57.490	185,4	10:06'19.996

20° 72 A. DIAZ (1'53.934)							
Lap	Seg.1	Seg.2	Seg.3	Seg.4	Lap Time	km/h	Local Time
1							9:50'06.456
2	34.196	18.628	33.796	36.778	2'03.398P	181,5	9:52'09.854
3	28.347	17.817	33.475	36.127	1'55.766	183,9	9:54'05.620
4	28.435	17.805	33.722	35.497	1'55.459	187,9	9:56'01.079
5	28.140	17.442	33.374	35.445	1'54.401	191,5	9:57'55.480
6	27.820	17.905	33.102	35.510	1'54.337	186,7	9:59'49.817
7	28.125	17.472	33.503	36.012	1'55.112	190,2	10:01'44.929
8	28.072	17.344	33.225	35.293	1'53.934	193,2	10:03'38.863
9	28.352	17.714	33.167	35.496	1'54.729	190,8	10:05'33.592

15° 22 N. KALININ (1'53.845)							
Lap	Seg.1	Seg.2	Seg.3	Seg.4	Lap Time	km/h	Local Time
1		17.728	35.080	36.544		192,2	9:52'05.751
2	28.197	17.649	33.297	35.548	1'54.691	188,9	9:54'00.442
3	28.193	17.708	33.368	35.439	1'54.708	187,9	9:55'55.150
4	28.261	17.755	34.057	37.325	1'57.398	183,9	9:57'52.548
5	27.682	17.474	33.268	35.421	1'53.845	189,2	9:59'46.393
6	28.173	18.347	33.796	35.643	1'55.959	183,0	10:01'42.352
7	27.883	17.596	33.539	35.995	1'55.013	186,0	10:03'37.365
8	27.995	17.445	33.709	35.464	1'54.613	185,7	10:05'31.978

21° 10 U. ORRADRE (1'53.968)							
Lap	Seg.1	Seg.2	Seg.3	Seg.4	Lap Time	km/h	Local Time
1							9:51'10.233
2	36.798	18.530	34.303	36.706	2'06.337P	178,8	9:53'16.570
3	28.098	17.761	33.515	36.279	1'55.653	183,0	9:55'12.223
4	28.031	17.690	33.374	35.395	1'54.490	183,6	9:57'06.713
5	27.876	17.722	33.550	35.552	1'54.700	184,2	9:59'01.413
6	28.028	17.838	33.576	36.260	1'55.702	182,7	10:00'57.115
7	27.838	17.762	33.074	35.294	1'53.968	183,3	10:02'51.083
8	27.696	17.654	33.036	37.085	1'55.471	183,9	10:04'46.554
9	27.775	17.624	33.232	35.535	1'54.166	184,2	10:06'40.720

16° 80 G. MASTROLUCA (1'53.853)							
Lap	Seg.1	Seg.2	Seg.3	Seg.4	Lap Time	km/h	Local Time
1							9:50'14.822
2	36.591	18.122	34.275	36.088	2'05.076P	187,3	9:52'19.898
3	28.094	17.698	33.547	35.890	1'55.229	182,4	9:54'15.127
4	28.009	17.477	33.046	35.392	1'53.924	190,2	9:56'09.051
5	27.871	17.532	33.227	35.520	1'54.150	189,9	9:58'03.201
6	27.761	17.451	33.256	35.385	1'53.853	189,2	9:59'57.054
7	27.695	17.421	33.159	36.398	1'54.673	189,5	10:01'51.727

02/08/2020

P = Pits In/Out - C = Lap Time Cancelled

These data/results cannot be reproduced, stored and/or transmitted in whole or in part by any manner of electronic, mechanical, photocopying, recording, broadcasting or otherwise now known or herein after developed without the previous express consent by the copyright owner, except for reproduction in daily press and regular printed publications on sale to the public within 60 days of the event related to those data/results and always provided that copyright symbol appears together as follows below.

© DORNA WSBK ORGANIZATION Srl 2020





Jerez 4.423 m

3 / 4

Pirelli Spanish Round, 31 July - 2 August 2020

Chronological Analysis Warm Up

22° 30 G. VAN STRAALLEN (1'54.013)							
Lap	Seg.1	Seg.2	Seg.3	Seg.4	Lap Time	km/h	Local Time
1		18.017	34.902	36.351		188,6	9:52'05.002
2	28.386	17.598	33.532	35.922	1'55.438	189,5	9:54'00.440
3	28.288	17.705	34.314	35.909	1'56.216	189,2	9:55'56.656
4	28.637	17.399	33.319	35.685	1'55.040	187,6	9:57'51.696
5	27.882	17.361	33.482	35.805	1'54.530	190,2	9:59'46.226
6	28.212	17.854	35.398	35.326	1'56.790	178,0	10:01'43.016
7	28.099	17.346	33.544	36.081	1'55.070	187,6	10:03'38.086
8	28.005	17.346	33.193	35.469	1'54.013	187,0	10:05'32.099

23° 15 A. COPPOLA (1'54.037)							
Lap	Seg.1	Seg.2	Seg.3	Seg.4	Lap Time	km/h	Local Time
1							9:50'18.311
2	37.580	18.673	34.994	36.547	2'07.794P	179,4	9:52'26.105
3	28.323	17.651	33.708	36.075	1'55.757	187,6	9:54'21.862
4	28.268	17.848	36.479	37.973	2'00.568	182,4	9:56'22.430
5	28.026	17.533	33.356	35.561	1'54.476	185,4	9:58'16.906
6	27.918	17.448	33.560	35.469	1'54.395	188,9	10:00'11.301
7	29.369	18.655	38.393	47.331	2'13.748	171,1	10:02'25.409
8	28.270	17.693	34.946	37.167	1'58.076	182,7	10:04'23.125
9	27.824	17.457	33.214	35.542	1'54.037	187,6	10:06'17.162

24° 71 T. EDWARDS (1'54.047)							
Lap	Seg.1	Seg.2	Seg.3	Seg.4	Lap Time	km/h	Local Time
1							9:49'55.969
2	40.967	17.821	34.741	36.531	2'10.060P	186,4	9:52'06.029
3	28.149	17.721	33.778	36.206	1'55.854	184,5	9:54'01.883
4	28.210	17.568	33.327	35.451	1'54.556	188,9	9:55'56.439
5	32.157	17.625	34.970	36.047	2'00.799	188,9	9:57'57.238
6	28.396	17.741	33.543	35.782	1'55.462	190,8	9:59'52.700
7	27.931	17.390	33.365	36.164	1'54.850	187,9	10:01'47.550
8	28.304	17.299	33.608	35.254	1'54.465	192,5	10:03'42.015
9	28.061	17.391	33.261	35.334	1'54.047	188,3	10:05'36.062

25° 2 A. CARRION (1'54.049)							
Lap	Seg.1	Seg.2	Seg.3	Seg.4	Lap Time	km/h	Local Time
1		17.979	34.740	43.013		187,6	9:52'11.818
2	28.127	17.464	33.180	35.502	1'54.273	190,2	9:54'06.091
3	28.293	17.479	33.263	35.480	1'54.515	191,2	9:56'00.606
4	28.081	17.568	33.316	35.314	1'54.279	190,8	9:57'54.885
5	28.036	17.654	33.258	35.736	1'54.684	185,4	9:59'49.569
6	28.254	17.497	33.507	36.272	1'55.530	192,2	10:01'45.099
7	28.066	17.318	33.334	35.331	1'54.049	193,8	10:03'39.148
8	28.456	17.396	33.390	35.567	1'54.809	194,2	10:05'33.957

26° 46 S. DI SORA (1'54.146)							
Lap	Seg.1	Seg.2	Seg.3	Seg.4	Lap Time	km/h	Local Time
1							9:49'57.663
2	37.782	18.052	35.065	46.286	2'17.185P	189,2	9:52'14.848
3	28.355	17.812	33.649	36.544	1'56.360	185,1	9:54'11.208
4	28.272	17.763	33.638	35.538	1'55.211	188,9	9:56'06.419
5	28.230	17.500	33.852	35.530	1'55.112	191,5	9:58'01.531
6	28.133	17.495	33.566	35.420	1'54.614	190,2	9:59'56.145
7	28.011	17.609	33.394	36.621	1'55.635	188,6	10:01'51.780
8	27.980	17.493	33.575	35.492	1'54.540	192,5	10:03'46.320
9	27.870	17.493	33.218	35.565	1'54.146	189,9	10:05'40.466

27° 14 E. DE LA VEGA (1'54.201)							
Lap	Seg.1	Seg.2	Seg.3	Seg.4	Lap Time	km/h	Local Time
1							9:50'04.260

2	35.908	18.343	34.181	36.345	2'04.777P	181,2	9:52'09.037
3	28.291	17.783	33.205	35.709	1'54.988	182,4	9:54'04.025
4	27.963	17.470	33.168	35.600	1'54.201	188,3	9:55'58.226
5	28.014	17.694	35.425	35.522	1'56.655	183,3	9:57'54.881
6	28.193	18.092	33.305	35.502	1'55.092	181,5	9:59'49.973
7	28.280	17.379	33.707	35.999	1'55.365	190,2	10:01'45.338
8	28.256	17.445	33.253	35.622	1'54.576	184,8	10:03'39.914
9	28.054	17.632	33.491	35.577	1'54.754	184,2	10:05'34.668

28° 25 A. KROH (1'54.260)							
Lap	Seg.1	Seg.2	Seg.3	Seg.4	Lap Time	km/h	Local Time
1							9:50'22.590
2	33.558	18.365	34.433	36.436	2'02.792P	180,0	9:52'25.382
3	28.486	18.101	33.992	36.033	1'56.612	180,6	9:54'21.994
4	28.230	17.882	33.957	41.221	2'01.290	187,9	9:56'23.284
5	28.021	17.770	33.323	35.601	1'54.715	185,4	9:58'17.999
6	27.811	17.630	33.297	35.522	1'54.260	187,3	10:00'12.259
7	28.072	18.492	38.650	36.808	2'02.022	175,7	10:02'14.281
8	28.411	17.967	33.670	36.068	1'56.116	180,0	10:04'10.397
9	28.154	18.027	33.931	36.243	1'56.355	179,1	10:06'06.752

29° 58 I. IGLESIAS (1'54.278)							
Lap	Seg.1	Seg.2	Seg.3	Seg.4	Lap Time	km/h	Local Time
1		17.833	34.607	36.226		189,5	9:52'04.135
2	28.550	17.695	33.681	36.044	1'55.970	183,3	9:54'00.105
3	28.417	17.866	33.649	35.410	1'55.342	180,0	9:55'55.447
4	28.268	17.466	33.740	36.023	1'55.497	186,4	9:57'50.944
5	28.151	17.802	33.921	35.526	1'55.400	183,3	9:59'46.344
6	28.281	17.682	33.538	35.975	1'55.476	185,4	10:01'41.820
7	28.261	17.787	33.798	35.990	1'55.836	182,1	10:03'37.656
8	27.822	17.379	33.366	35.711	1'54.278	185,1	10:05'31.934

30° 23 S. MARKARIAN (1'54.305)							
Lap	Seg.1	Seg.2	Seg.3	Seg.4	Lap Time	km/h	Local Time
1							9:50'27.588
2	33.829	18.445	34.370	36.370	2'03.014P	179,4	9:52'30.602
3	28.569	18.063	33.691	35.275	1'55.598	182,4	9:54'26.200
4	27.932	17.649	33.550	35.689	1'54.820	188,3	9:56'21.020
5	28.035	17.974	33.789	36.195	1'55.993	186,7	9:58'17.013
6	27.842	17.470	33.674	35.319	1'54.305	189,5	10:00'11.318
7	28.092	17.897	33.762	51.433	2'11.184	178,6	10:02'22.502
8	30.209	18.216	33.957	37.299	1'59.681	177,4	10:04'22.183
9	28.026	17.707	33.381	35.532	1'54.646	182,7	10:06'16.829

31° 41 J. JAHNIG (1'54.328)							
Lap	Seg.1	Seg.2	Seg.3	Seg.4	Lap Time	km/h	Local Time
1							9:50'07.980
2	35.596	17.922	34.107	36.386	2'04.011P	188,9	9:52'11.991
3	28.048	17.524	33.411	35.450	1'54.433	194,2	9:54'06.424
4	28.190	17.347	33.529	35.314	1'54.380	195,6	9:56'00.804
5	28.065	17.471	33.549	35.362	1'54.447	194,5	9:57'55.251
6	27.944	17.519	33.331	35.534	1'54.328	190,8	9:59'49.579
7	28.028	17.593	33.435	35.478	1'54.534	187,9	10:01'44.113
8	27.977	17.520	33.319	35.565	1'54.381	190,2	10:03'38.494
9	28.336	17.449	33.212	35.442	1'54.439	192,2	10:05'32.933

32° 98 T. BERCOT (1'54.398)							
Lap	Seg.1	Seg.2	Seg.3	Seg.4	Lap Time	km/h	Local Time
1							9:50'01.219
2	45.521	18.380	34.514	36.387	2'14.802P	179,7	9:52'16.021
3	28.268	17.884	33.777	35.922	1'55.851	182,7	9:54'11.872
4	28.181	17.827	33.829	35.596	1'55.433	185,7	9:56'07.305

02/08/2020 P = Pits In/Out - C = Lap Time Cancelled

These data/results cannot be reproduced, stored and/or transmitted in whole or in part by any manner of electronic, mechanical, photocopying, recording, broadcasting or otherwise now known or herein after developed without the previous express consent by the copyright owner, except for reproduction in daily press and regular printed publications on sale to the public within 60 days of the event related to those data/results and always provided that copyright symbol appears together as follows below.

© DORNA WSBK ORGANIZATION Srl 2020





Pirelli Spanish Round, 31 July - 2 August 2020

Chronological Analysis Warm Up

5	28.236	17.659	33.657	35.802	1'55.354	187,9	9:58'02.659
6	28.088	17.691	33.719	35.582	1'55.080	183,9	9:59'57.739
7	27.996	17.571	33.539	35.562	1'54.668	187,6	10:01'52.407
8	27.950	17.664	33.541	35.436	1'54.591	184,2	10:03'46.998
9	28.051	17.691	33.344	35.312	1'54.398	189,2	10:05'41.396

33° 54 B. SOFUOGLU (1'54.474)							
Lap	Seg.1	Seg.2	Seg.3	Seg.4	Lap Time	km/h	Local Time
1		17.944	33.682	36.138		186,7	9:52'02.941
2	28.182	17.877	33.446	35.963	1'55.468	180,3	9:53'58.409
3	28.098	17.817	33.410	35.824	1'55.149	180,3	9:55'53.558
4	30.648	17.714	34.473	35.787	1'58.622	180,9	9:57'52.180
5	27.664	17.288	33.507	36.268	1'54.727	190,5	9:59'46.907
6	27.799	17.775	33.515	35.848	1'54.937	189,2	10:01'41.844
7	29.377	17.466	33.177	36.201	1'56.221	189,2	10:03'38.065
8	28.411	17.467	32.961	35.635	1'54.474	187,0	10:05'32.539

34° 69 T. BOOTH-AMOS (1'54.508)							
Lap	Seg.1	Seg.2	Seg.3	Seg.4	Lap Time	km/h	Local Time
1		18.241	34.534	36.864		189,5	9:52'04.628
2	28.617	17.670	33.448	35.742	1'55.477	187,3	9:54'00.105
3	36.283	18.237	34.390	3'19.951	4'48.861P	185,1	9:58'48.966
4	32.204	18.079	33.786	35.888	1'59.957P	182,7	10:00'48.923
5	28.280	17.699	33.551	35.687	1'55.217	183,6	10:02'44.140
6	28.054	17.640	33.291	35.612	1'54.597	183,6	10:04'38.737
7	28.170	17.609	33.312	35.417	1'54.508	183,9	10:06'33.245

35° 9 P. GRASSIA (1'54.668)							
Lap	Seg.1	Seg.2	Seg.3	Seg.4	Lap Time	km/h	Local Time
1		18.290	34.109	36.686		183,9	9:52'08.462
2	28.271	17.568	33.480	35.772	1'55.091	185,4	9:54'03.553
3	28.284	17.491	33.547	35.633	1'54.955	185,1	9:55'58.508
4	28.150	17.524	33.366	35.628	1'54.668	187,9	9:57'53.176
5	28.248	17.526	33.875	35.765	1'55.414	184,8	9:59'48.590
6	28.320	17.566	33.546	35.653	1'55.085	184,2	10:01'43.675
7	28.182	17.392	33.273	35.922	1'54.769	185,7	10:03'38.444
8	29.337	18.176	37.566	38.382	2'03.461	184,2	10:05'41.905

36° 45 F. MACAN (1'55.374)							
Lap	Seg.1	Seg.2	Seg.3	Seg.4	Lap Time	km/h	Local Time
1							9:50'36.485
2	37.917	19.018	35.051	36.758	2'08.744P	174,9	9:52'45.229
3	28.612	18.028	33.985	36.284	1'56.909	179,1	9:54'42.138
4	28.470	18.041	33.763	36.187	1'56.461	180,0	9:56'38.599
5	28.311	17.988	33.705	36.037	1'56.041	179,1	9:58'34.640
6	28.290	17.974	33.772	36.116	1'56.152	178,6	10:00'30.792
7	33.806	23.236	39.714	37.610	2'14.366	108,4	10:02'45.158
8	28.138	17.815	33.502	35.919	1'55.374	180,3	10:04'40.532
9	28.047	17.939	33.618	35.954	1'55.558	179,7	10:06'36.090

02/08/2020 P = Pits In/Out - C = Lap Time Cancelled

These data/results cannot be reproduced, stored and/or transmitted in whole or in part by any manner of electronic, mechanical, photocopying, recording, broadcasting or otherwise now known or herein after developed without the previous express consent by the copyright owner, except for reproduction in daily press and regular printed publications on sale to the public within 60 days of the event related to those data/results and always provided that copyright symbol appears together as follows below.

© DORNA WSBK ORGANIZATION Srl 2020





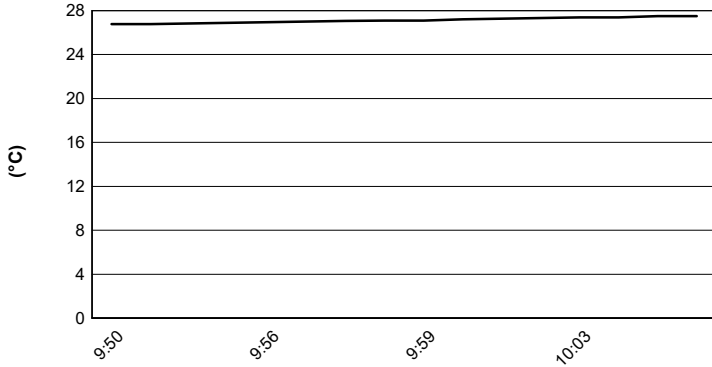
Jerez 4.423 m

Pirelli Spanish Round, 31 July - 2 August 2020

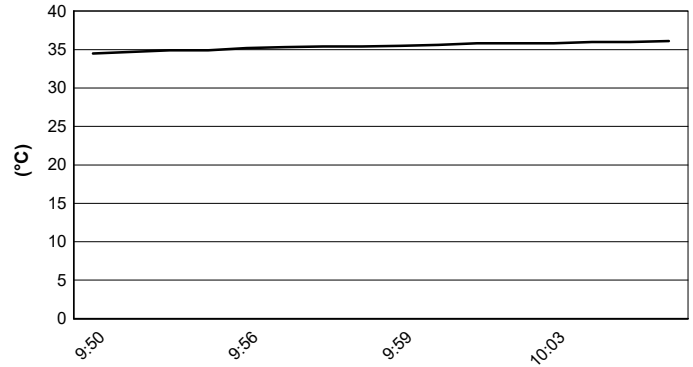
Weather Report Warm Up

Session started 09:50 - Session ended 10:06

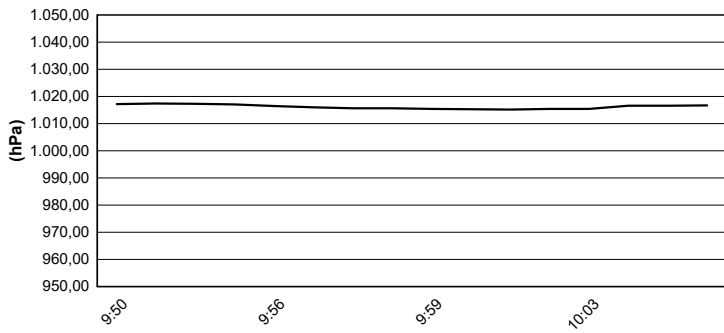
Air Temperature



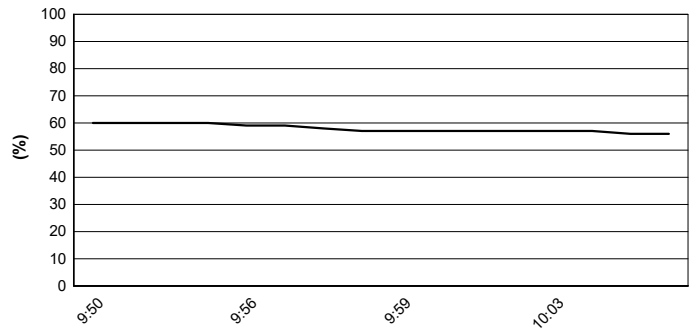
Track Temperature



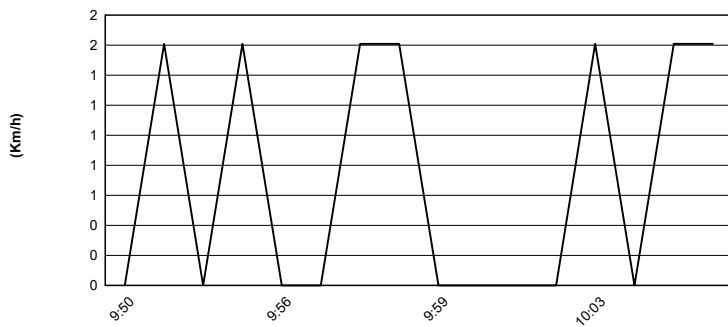
Air Pressure



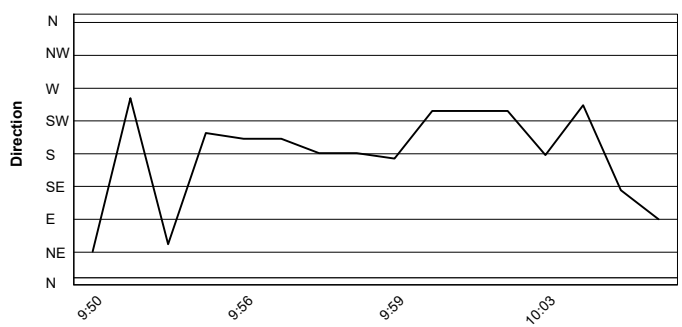
Humidity



Wind Speed



Wind Direction



02/08/2020

These data/results cannot be reproduced, stored and/or transmitted in whole or in part by any manner of electronic, mechanical, photocopying, recording, broadcasting or otherwise now known or herein after developed without the previous express consent by the copyright owner, except for reproduction in daily press and regular printed publications on sale to the public within 60 days of the event related to those data/results and always provided that copyright symbol appears together as follows below.

© DORNA WSBK ORGANIZATION Srl 2020



Official Fuel Supplier

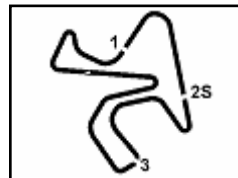


FICR PERUGIA TIMING

Official Tyre Supplier



Official Timekeeper



Jerez 4.423 m

Pirelli Spanish Round, 31 July - 2 August 2020

Starting Grid - Race 2

10 Laps x 4,423 km = 44,230 km

1	83 KAWAKAMI M. Yamaha 1'52.265	2	10 ORRADRE U. Yamaha 1'53.128	3	88 IERACI B. Kawasaki 1'53.270	
2	4	11 CARRASCO A. Kawasaki 1'53.447	5	64 DE CANCELLIS H. Yamaha 1'53.470	6	8 PEREZ M. Kawasaki 1'53.490
3	7	48 BRIANTI T. Kawasaki 1'53.520	8	54 SOFUOGLU B. Yamaha 1'53.654	9	22 KALININ N. Kawasaki 1'53.701
4	10	61 OKAYA Y. Kawasaki 1'53.795	11	6 BUIS J. Kawasaki 1'53.811	12	71 EDWARDS T. Kawasaki 1'53.827
5	13	95 DEROUÉ S. Kawasaki 1'53.872	14	85 SABATUCCI K. Kawasaki 1'53.900	15	69 BOOTH-AMOS T. Kawasaki 1'53.987
6	16	87 KAWAKAMI T. Yamaha 1'54.148	17	45 MACAN F. Yamaha 1'54.275	18	23 MARKARIAN S. Yamaha 1'54.345
7	19	9 GRASSIA P. Yamaha 1'54.395	20	7 GIMBERT J. Kawasaki 1'54.413	21	2 CARRION A. Kawasaki 1'54.471
8	22	72 DIAZ A. Yamaha 1'54.598	23	30 VAN STRAALLEN G. Yamaha 1'54.619	24	52 KÖNIG O. KTM 1'54.625
9	25	84 ALOISI K. Yamaha 1'54.704	26	25 KROH A. Yamaha 1'54.806	27	27 ROVELLI F. Kawasaki 1'54.923
10	28	58 IGLESIAS I. Kawasaki 1'54.996	29	80 MASTROLUCA G. Kawasaki 1'55.339	30	15 COPPOLA A. Kawasaki 2'04.583
11	31	46 DI SORA S. Kawasaki	32	41 JAHNIG J. KTM	33	98 BERCOT T. Yamaha
12	34	4 STANGE C. KTM	35	17 MEUFFELS K. Kawasaki	36	14 DE LA VEGA E. Yamaha

02/08/2020 The Race Director

These data/results cannot be reproduced, stored and/or transmitted in whole or in part by any manner of electronic, mechanical, photocopying, recording, broadcasting or otherwise now known or herein after developed without the previous express consent by the copyright owner, except for reproduction in daily press and regular printed publications on sale to the public within 60 days of the event related to those data/results and always provided that copyright symbol appears together as follows below.

© DORNA WSBK ORGANIZATION Srl 2020

