

Circuit de Barcelona 4.627 m

1 / 2

Acerbis Catalunya Round, 18 - 20 September 2020

Results Race 1

Laps 20 = 92,540 Km - Time of Race 34'34.245 - Avg. 160,610 km/h

Pos	Grid	No.	Rider	Nat	Team	Bike	Class	LL	Gap	Rel.	Fastest Lap	Speed	Qualifying	Speed
1	1	1	J. REA	GBR	Kawasaki Racing Team WorldSBK	Kawasaki ZX-10RR		20			1'42.797	308,6	1'41.619	319,5
2	7	45	S. REDDING	GBR	ARUBA.IT Racing - Ducati	Ducati Panigale V4 R		20	2.625	2.625	1'42.975	319,5	1'42.222	317,6
3	11	7	C. DAVIES	GBR	ARUBA.IT Racing - Ducati	Ducati Panigale V4 R		20	4.459	1.834	1'43.116	325,3	1'42.422	318,6
4	5	60	M. VAN DER MARK	NED	PATA YAMAHA WorldSBK Official Team	Yamaha YZF R1		20	6.078	1.619	1'43.227	313,0	1'41.973	313,0
5	3	19	A. BAUTISTA	ESP	Team HRC	Honda CBR1000RR-R		20	6.989	0.911	1'43.017	325,3	1'41.757	321,4
6	2	54	T. RAZGATLIOGLU	TUR	PATA YAMAHA WorldSBK Official Team	Yamaha YZF R1		20	8.770	1.781	1'43.233	315,8	1'41.713	309,5
7	6	21	M. RINALDI	ITA	Team GOELEVELN	Ducati Panigale V4 R	IND	20	11.676	2.906	1'42.880	317,6	1'42.216	317,6
8	15	31	G. GERLOFF	USA	GRT Yamaha WorldSBK Junior Team	Yamaha YZF R1	IND	20	15.639	3.963	1'43.824	315,8	1'42.663	313,0
9	8	22	A. LOWES	GBR	Kawasaki Racing Team WorldSBK	Kawasaki ZX-10RR		20	18.128	2.489	1'43.682	313,0	1'42.259	312,1
10	10	91	L. HASLAM	GBR	Team HRC	Honda CBR1000RR-R		20	22.344	4.216	1'43.791	320,5	1'42.421	319,5
11	12	50	E. LAVERTY	IRL	BMW Motorrad WorldSBK Team	BMW S1000 RR		20	22.460	0.116	1'43.980	321,4	1'42.555	316,7
12	21	94	J. FOLGER	GER	Bonovo Action by MGM Racing	Yamaha YZF R1	IND	20	22.934	0.474	1'43.677	316,7		292,7
13	14	12	X. FORES	ESP	Kawasaki Pucetti Racing	Kawasaki ZX-10RR	IND	20	25.428	2.494	1'43.475	310,3	1'42.615	309,5
14	9	76	L. BAZ	FRA	Ten Kate Racing Yamaha	Yamaha YZF R1	IND	20	26.083	0.655	1'44.265	314,9	1'42.320	314,0
15	13	64	F. CARICASULO	ITA	GRT Yamaha WorldSBK Junior Team	Yamaha YZF R1	IND	20	31.880	5.797	1'43.781	316,7	1'42.586	315,8
16	17	97	S. CAVALIERI	ITA	Bani Racing Team	Ducati Panigale V4 R	IND	20	37.361	5.481	1'44.671	312,1	1'43.493	314,9
17	18	87	L. ZANETTI	ITA	Motocorsa Racing	Ducati Panigale V4 R	IND	20	40.668	3.307	1'44.917	313,0	1'44.086	309,5
18	16	20	S. BARRIER	FRA	Brixx Performance	Ducati Panigale V4 R	IND	20	48.001	7.333	1'45.025	311,2	1'43.243	314,0
19	19	13	T. TAKAHASHI	JPN	MIE Racing HONDA Team	Honda CBR1000RR-R	IND	20	55.793	7.792	1'45.308	307,7	1'44.288	306,8
20	20	53	V. DEBISE	FRA	OUTDO Kawasaki TPR	Kawasaki ZX-10RR	IND	20	1'02.531	6.738	1'45.862	303,4	1'45.035	309,5
-----Not Classified-----														
RET	4	66	T. SYKES	GBR	BMW Motorrad WorldSBK Team	BMW S1000 RR		6	14 Laps		1'44.603	308,6	1'41.823	314,0

AIR	Humidity:	58%	Temp:	28°C
TRACK	Condition:	Dry	Temp:	42°C

Records	Pole (SP)	2020	J.Rea	1'41.619	163,92 Km/h
	All Times (SP)	2020	J.Rea	1'41.619	163,92 Km/h
Race Fastest Lap	(New Record)	Lap 2	J.Rea	1'42.797	162,04 Km/h

LAP LEADERS				
No.	Rider	From	To	Total
1	J. REA	1	20	20

TOTAL LEADER LAPS				
No.	Rider	Laps		
1	J. REA	158	76	L. BAZ
45	S. REDDING	54		
21	M. RINALDI	28		
66	T. SYKES	11		
54	T. RAZGATLIOGLU	6		
22	A. LOWES	3		
60	M. VAN DER MARK	3		

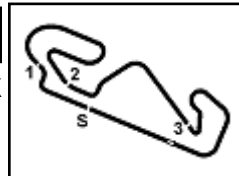
Start 14:00 End 14:36 The results are provisional until the end of the time limit for protests and appeals and the completion of the technical checks.

19/09/2020

These data/results cannot be reproduced, stored and/or transmitted in whole or in part by any manner of electronic, mechanical, photocopying, recording, broadcasting or otherwise now known or herein after developed without the previous express consent by the copyright owner, except for reproduction in daily press and regular printed publications on sale to the public within 60 days of the event related to those data/results and always provided that copyright symbol appears together as follows below.

© DORNA WSBK ORGANIZATION Srl 2020



**Acerbis Catalunya Round, 18 - 20 September 2020**
Results Race 1**Race Highlights**

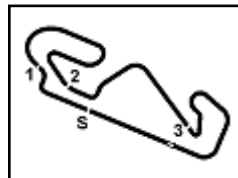
Time	No. Rider	Description
13.58.06		Warm-up Lap Start
14.00.44		Start
14.02.04		No Jump Start
14.09.32	66 Sykes	Entered Pits
14.15.31	66 Sykes	Exited Pits
14.17.20	66 Sykes	Entered Pits
14.23.43		2/3 of Race Distance Completed
14.35.02	13 Takahashi	Check Transponder
14.36.31		End Of Session

19/09/2020 Start End The results are provisional until the end of the time limit for protests and appeals
14:00 14:36 and the completion of the technical checks.

These data/results cannot be reproduced, stored and/or transmitted in whole or in part by any manner of electronic, mechanical, photocopying, recording, broadcasting or otherwise now known or herein after developed without the previous express consent by the copyright owner, except for reproduction in daily press and regular printed publications on sale to the public within 60 days of the event related to those data/results and always provided that copyright symbol appears together as follows below.

© DORNA WSBK ORGANIZATION Srl 2020





Circuit de Barcelona 4.627 m

1 / 4
Acerbis Catalunya Round, 18 - 20 September 2020
Lap Chart Race 1

Lap																				
	1	2	3	4	5	6	7	8	9	10	11	12	13	14	15	16	17	18	19	20
1	1	1	1	1	1	1	1	1	1	1	1	1	1	1	1	1	1	1	1	1
2	45	21	21	21	21	21	21	21	45	45	45	45	45	45	45	45	45	45	45	45
3	21	45	45	45	45	45	45	45	21	21	21	21	21	21	21	21	21	7	7	7
4	60	60	60	60	60	60	60	19	19	19	19	19	19	19	7	7	7	21	60	60
5	54	19	19	19	19	19	19	60	60	60	60	60	7	7	60	60	60	60	21	19
6	66	54	54	54	7	7	7	7	7	7	7	7	60	60	19	19	19	19	19	54
7	19	7	7	7	54	54	54	54	54	54	54	54	54	54	54	54	54	54	54	21
8	7	22	22	22	22	22	22	22	22	22	22	22	22	22	22	31	31	31	31	31
9	22	66	66	12	12	12	12	12	12	12	12	12	12	31	31	22	22	22	22	22
10	76	76	12	66	64	31	31	31	31	31	31	31	12	12	94	94	91	94	91	
11	50	12	76	64	31	64	64	64	94	94	94	94	94	94	91	91	91	94	91	
12	12	31	31	31	94	94	94	94	64	64	64	91	91	91	12	12	12	12	50	94
13	31	64	64	76	76	91	91	91	91	91	91	64	64	64	64	50	50	12	12	12
14	91	50	94	94	91	76	76	76	50	50	50	50	50	50	50	64	76	76	76	76
15	64	91	91	91	50	50	50	50	76	76	76	76	76	76	76	76	76	64	64	64
16	20	94	50	50	20	97	97	97	97	97	97	97	97	97	97	97	97	97	97	97
17	94	20	20	20	97	20	20	87	87	87	87	87	87	87	87	87	87	87	87	87
18	97	97	87	87	87	87	87	20	20	20	20	20	20	20	20	20	20	20	20	20
19	87	87	97	97	13	13	13	13	13	13	13	13	13	13	13	13	13	13	13	13
20	13	13	13	13	53	53	53	53	53	53	53	53	53	53	53	53	53	53	53	53
21	53	53	53	53	66	66														

Final Result		
1	1 J. REA	Laps 20
2	45 S. REDDING	2.625
3	7 C. DAVIES	4.459
4	60 M. VAN DER MARK	6.078
5	19 A. BAUTISTA	6.989
6	54 T. RAZGATLIOGLU	8.770
7	21 M. RINALDI	11.676
8	31 G. GERLOFF	15.639
9	22 A. LOWES	18.128
10	91 L. HASLAM	22.344
11	50 E. LAVERTY	22.460
12	94 J. FOLGER	22.934
13	12 X. FORES	25.428
14	76 L. BAZ	26.083
15	64 F. CARICASULO	31.880
16	97 S. CAVALIERI	37.361
17	87 L. ZANETTI	40.668
18	20 S. BARRIER	48.001
19	13 T. TAKAHASHI	55.793
20	53 V. DEBISE	1'02.531
RET	66 T. SYKES	14 Laps

19/09/2020

These data/results cannot be reproduced, stored and/or transmitted in whole or in part by any manner of electronic, mechanical, photocopying, recording, broadcasting or otherwise now known or herein after developed without the previous express consent by the copyright owner, except for reproduction in daily press and regular printed publications on sale to the public within 60 days of the event related to those data/results and always provided that copyright symbol appears together as follows below.

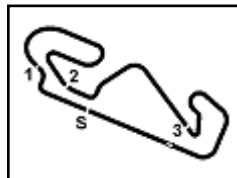
© DORNA WSBK ORGANIZATION Srl 2020

FCR PERUGIA TIMING


Official Tyre Supplier



Official Timekeeper



Acerbis Catalunya Round, 18 - 20 September 2020

Lap Chart Race 1

Circuit de Barcelona 4.627 m

2 / 4
Lap 1

1	1	J.Rea	1'46.136
2	45	S.Redding	0.492
3	21	M.Rinaldi	0.664
4	60	M.van der Mark	1.169
5	54	T.Razgatlioglu	1.973
6	66	T.Sykes	2.106
7	19	A.Bautista	2.253
8	7	C.Davies	2.496
9	22	A.Lowes	2.750
10	76	L.Baz	2.966
11	50	E.Laverty	3.149
12	12	X.Fores	3.258
13	31	G.Gerloff	3.644
14	91	L.Haslam	4.126
15	64	F.Caricasulo	4.202
16	20	S.Barrier	4.467
17	94	J.Folger	4.593
18	97	S.Cavallieri	4.955
19	87	L.Zanetti	5.124
20	13	T.Takahashi	5.935
21	53	V.Debise	9.141

5	19	A.Bautista	3.067
6	54	T.Razgatlioglu	3.438
7	7	C.Davies	3.619
8	22	A.Lowes	5.748
9	12	X.Fores	6.581
10	66	T.Sykes	7.631
11	64	F.Caricasulo	7.856
12	31	G.Gerloff	7.881
13	76	L.Baz	8.412
14	94	J.Folger	8.424
15	91	L.Haslam	8.653
16	50	E.Laverty	9.583
17	20	S.Barrier	11.359
18	87	L.Zanetti	11.943
19	97	S.Cavallieri	12.137
20	13	T.Takahashi	13.434
21	53	V.Debise	19.328

Lap 2

1	1	J.Rea	3'28.933
2	21	M.Rinaldi	0.879
3	45	S.Redding	1.136
4	60	M.van der Mark	1.651
5	19	A.Bautista	2.510
6	54	T.Razgatlioglu	2.654
7	7	C.Davies	3.145
8	22	A.Lowes	3.707
9	66	T.Sykes	4.276
10	76	L.Baz	4.434
11	12	X.Fores	4.457
12	31	G.Gerloff	5.198
13	64	F.Caricasulo	5.447
14	50	E.Laverty	5.672
15	91	L.Haslam	5.862
16	94	J.Folger	5.981
17	20	S.Barrier	7.092
18	97	S.Cavallieri	7.239
19	87	L.Zanetti	7.342
20	13	T.Takahashi	8.686
21	53	V.Debise	12.531

Lap 3

1	1	J.Rea	8'37.820
2	21	M.Rinaldi	0.989
3	45	S.Redding	1.448
4	60	M.van der Mark	2.808
5	19	A.Bautista	3.236
6	7	C.Davies	4.122
7	54	T.Razgatlioglu	4.262
8	22	A.Lowes	6.938
9	12	X.Fores	7.553
10	64	F.Caricasulo	8.932
11	31	G.Gerloff	9.125
12	94	J.Folger	9.357
13	76	L.Baz	9.970
14	91	L.Haslam	10.176
15	50	E.Laverty	11.073
16	20	S.Barrier	13.689
17	97	S.Cavallieri	14.391
18	87	L.Zanetti	14.714
19	13	T.Takahashi	16.210
20	53	V.Debise	22.942
21	66	T.Sykes	28.074

Lap 4

1	1	J.Rea	13'47.238
2	21	M.Rinaldi	1.317
3	45	S.Redding	1.473
4	19	A.Bautista	3.351
5	60	M.van der Mark	3.936
6	7	C.Davies	4.980
7	54	T.Razgatlioglu	5.228
8	22	A.Lowes	9.044
9	12	X.Fores	9.688
10	31	G.Gerloff	11.744
11	64	F.Caricasulo	11.955
12	94	J.Folger	12.177
13	91	L.Haslam	12.550
14	76	L.Baz	14.117
15	50	E.Laverty	14.329
16	97	S.Cavallieri	19.377
17	87	L.Zanetti	20.855
18	20	S.Barrier	21.707
19	13	T.Takahashi	25.332
20	53	V.Debise	32.696

Lap 5

1	1	J.Rea	10'20.735
2	21	M.Rinaldi	1.257
3	45	S.Redding	1.639
4	60	M.van der Mark	3.217
5	19	A.Bautista	3.719
6	7	C.Davies	4.814
7	54	T.Razgatlioglu	4.924
8	22	A.Lowes	7.896
9	12	X.Fores	8.417
10	31	G.Gerloff	10.094
11	64	F.Caricasulo	10.379
12	94	J.Folger	10.621
13	91	L.Haslam	11.304
14	76	L.Baz	11.933
15	50	E.Laverty	12.544
16	97	S.Cavallieri	16.350
17	20	S.Barrier	16.645
18	87	L.Zanetti	16.875
19	13	T.Takahashi	18.793
20	53	V.Debise	26.467
21	66	T.Sykes	

Lap 6

1	1	J.Rea	15'30.478
2	45	S.Redding	1.421
3	21	M.Rinaldi	1.937
4	19	A.Bautista	3.643
5	60	M.van der Mark	4.376
6	7	C.Davies	5.359
7	54	T.Razgatlioglu	5.530
8	22	A.Lowes	9.658
9	12	X.Fores	11.074
10	31	G.Gerloff	12.658
11	94	J.Folger	13.175
12	64	F.Caricasulo	13.611
13	91	L.Haslam	13.784
14	50	E.Laverty	15.322
15	76	L.Baz	15.626
16	97	S.Cavallieri	21.083
17	87	L.Zanetti	22.643
18	20	S.Barrier	23.844
19	13	T.Takahashi	28.670
20	53	V.Debise	35.926

Lap 7

1	1	J.Rea	12'03.943
2	21	M.Rinaldi	1.210
3	45	S.Redding	1.575
4	60	M.van der Mark	3.275
5	19	A.Bautista	3.528
6	7	C.Davies	4.960
7	54	T.Razgatlioglu	5.192
8	22	A.Lowes	8.370
9	12	X.Fores	8.862
10	31	G.Gerloff	10.767

Lap 8

1	1	J.Rea	17'13.655
2	45	S.Redding	1.719
3	21	M.Rinaldi	2.305
4	19	A.Bautista	3.987
5	60	M.van der Mark	4.810
6	7	C.Davies	5.719
7	54	T.Razgatlioglu	5.866
8	22	A.Lowes	10.377
9	12	X.Fores	12.093
10	31	G.Gerloff	13.307
11	94	J.Folger	13.724
12	64	F.Caricasulo	14.477
13	91	L.Haslam	14.874
14	50	E.Laverty	16.702
15	76	L.Baz	16.879
16	97	S.Cavallieri	23.040
17	87	L.Zanetti	24.889
18	20	S.Barrier	26.133
19	13	T.Takahashi	30.959

Lap 9

1	1	J.Rea	18'56.975
2	45	S.Redding	1.967
3	21	M.Rinaldi	2.517
4	19	A.Bautista	4.363
5	60	M.van der Mark	5.015
6	7	C.Davies	5.780
7	54	T.Razgatlioglu	6.112
8	22	A.Lowes	11.365
9	12	X.Fores	13.096
10	31	G.Gerloff	14.277
11	94	J.Folger	14.657
12	64	F.Caricasulo	15.613
13	91	L.Haslam	15.730
14	50	E.Laverty	17.761
15	76	L.Baz	18.056
16	97	S.Cavallieri	24.818
17	87	L.Zanetti	26.822
18	20	S.Barrier	28.277
19	13	T.Takahashi	33.275
20	53	V.Debise	41.457

Lap 10

1	1	J.Rea	20'40.613
2	45	S.Redding	2.056
3	21	M.Rinaldi	2.566
4	19	A.Bautista	4.496
5	60	M.van der Mark	5.207
6	7	C.Davies	5.560
7	54	T.Razgatlioglu	6.375
8	22	A.Lowes	12.218
9	12	X.Fores	13.967
10	31	G.Gerloff	14.511
11	94	J.Folger	15.188
12	91	L.Haslam	16.385
13	64	F.Caricasulo	16.738
14	50	E.Laverty	18.601
15	76	L.Baz	18.954
16	97	S.Cavallieri	26.317
17	87	L.Zanetti	28.967
18	20	S.Barrier	29.922
19	13	T.Takahashi	35.468
20	53	V.Debise	44.147

Lap 11

1	1	J.Rea	22'24.489
2	45	S.Redding	1.818
3	21	M.Rinaldi	2.404
4	19	A.Bautista	4.396
5	7	C.Davies	4.983
6	60	M.van der Mark	5.242
7	54	T.Razgatlioglu	6.620
8	22	A.Lowes	12.712
9	12	X.Fores	14.597
10	31	G.Gerloff	14.734
11	94	J.Folger	15.506
12	91	L.Haslam	16.617
13	64	F.Caricasulo	17.924
14	50	E.Laverty	19.363
15	76	L.Baz	19.738
16	97	S.Cavallieri	27.655
17	87	L.Zanetti	30.392
18	20	S.Barrier	31.818
19	13	T.Takahashi	38.125
20	53	V.Debise	46.400

Lap 12

1	1	J.Rea	24'08.084
2	45	S.Redding	1.975
3	21	M.Rinaldi	2.988
4	19	A.Bautista	4.656
5	7	C.Davies	4.971

Lap 13

1	1	J.Rea	5'11.797
2	21	M.Rinaldi	1.058
3	45	S.Redding	1.367
4	60	M.van der Mark	2.014
5	19	A.Bautista	2.937
6	54	T.Razgatlioglu	3.023
7	7	C.Davies	3.397
8	22	A.Lowes	4.690
9	66	T.Sykes	6.145
10	12	X.Fores	6.223
11	76	L.Baz	6.420
12	31	G.Gerloff	6.487
13	64	F.Caricasulo	6.601
14	94	J.Folger	6.794
15	91	L.Haslam	7.318
16	50	E.Laverty	8.072
17	20	S.Barrier	9.253
18	87	L.Zanetti	9.745
19	97	S.Cavallieri	9.858
20	13	T.Takahashi	11.130
21	53	V.Debise	15.695

Lap 14

1	1	J.Rea	6'54.914
2	21	M.Rinaldi	1.015
3	45	S.Redding	1.379
4	60	M.van der Mark	2.393

19/09/2020

These data/results cannot be reproduced, stored and/or transmitted in whole or in part by any manner of electronic, mechanical, photocopying, recording, broadcasting or otherwise now known or herein after developed without the previous express consent by the copyright owner, except for reproduction in daily press and regular printed publications on sale to the public within 60 days of the event related to those data/results and always provided that copyright symbol appears together as follows below.

© DORNA WSBK ORGANIZATION Srl 2020



Acerbis Catalunya Round, 18 - 20 September 2020

Lap Chart Race 1

Circuit de Barcelona 4.627 m

3 / 4

6	60	M.van der Mark	5.426	15	76	L.Baz	23.140
7	54	T.Razgatioglu	7.216	16	97	S.Cavaliere	33.034
8	22	A.Lowes	13.641	17	87	L.Zanetti	36.752
9	31	G.Gerloff	14.963	18	20	S.Barrier	40.510
10	12	X.Fores	16.039	19	13	T.Takahashi	48.337
11	94	J.Folger	16.227	20	53	V.Debise	55.552
12	91	L.Haslam	17.069				
13	64	F.Caricasulo	19.109				
14	50	E.Laverty	20.513				
15	76	L.Baz	20.828				
16	97	S.Cavaliere	29.279				
17	87	L.Zanetti	32.273				
18	20	S.Barrier	33.844				
19	13	T.Takahashi	41.145				
20	53	V.Debise	48.781				

Lap 18

1	1	J.Rea	31'04.801
2	45	S.Redding	1.663
3	7	C.Davies	3.995
4	21	M.Rinaldi	5.394
5	60	M.van der Mark	5.740
6	19	A.Bautista	6.276
7	54	T.Razgatioglu	8.308
8	31	G.Gerloff	15.239
9	22	A.Lowes	16.304
10	91	L.Haslam	20.871
11	94	J.Folger	20.926
12	12	X.Fores	22.000
13	50	E.Laverty	22.176
14	76	L.Baz	24.348
15	64	F.Caricasulo	24.480
16	97	S.Cavaliere	34.411
17	87	L.Zanetti	38.013
18	20	S.Barrier	43.165
19	13	T.Takahashi	51.169
20	53	V.Debise	57.797

Lap 15

1	1	J.Rea	25'52.339
2	45	S.Redding	1.598
3	21	M.Rinaldi	3.079
4	7	C.Davies	4.564
5	60	M.van der Mark	5.359
6	19	A.Bautista	5.594
7	54	T.Razgatioglu	7.626
8	22	A.Lowes	14.100
9	31	G.Gerloff	14.770
10	12	X.Fores	17.192
11	94	J.Folger	17.261
12	91	L.Haslam	17.427
13	64	F.Caricasulo	20.384
14	50	E.Laverty	20.994
15	76	L.Baz	21.614
16	97	S.Cavaliere	30.190
17	87	L.Zanetti	33.639
18	20	S.Barrier	35.817
19	13	T.Takahashi	43.354
20	53	V.Debise	50.685

Lap 19

1	1	J.Rea	32'49.359
2	45	S.Redding	1.997
3	7	C.Davies	4.069
4	60	M.van der Mark	5.904
5	21	M.Rinaldi	6.958
6	19	A.Bautista	7.127
7	54	T.Razgatioglu	8.485
8	31	G.Gerloff	15.474
9	22	A.Lowes	16.969
10	94	J.Folger	21.679
11	91	L.Haslam	21.753
12	50	E.Laverty	22.292
13	12	X.Fores	23.627
14	76	L.Baz	25.600
15	64	F.Caricasulo	28.270
16	97	S.Cavaliere	35.726
17	87	L.Zanetti	39.290
18	20	S.Barrier	45.484
19	13	T.Takahashi	53.693
20	53	V.Debise	1'00.364

Lap 16

1	1	J.Rea	27'36.223
2	45	S.Redding	1.692
3	21	M.Rinaldi	3.506
4	7	C.Davies	4.589
5	60	M.van der Mark	5.737
6	19	A.Bautista	6.186
7	54	T.Razgatioglu	7.991
8	31	G.Gerloff	15.192
9	22	A.Lowes	15.655
10	94	J.Folger	18.410
11	91	L.Haslam	18.864
12	12	X.Fores	19.413
13	64	F.Caricasulo	21.656
14	50	E.Laverty	21.698
15	76	L.Baz	22.370
16	97	S.Cavaliere	31.557
17	87	L.Zanetti	35.194
18	20	S.Barrier	38.335
19	13	T.Takahashi	45.936
20	53	V.Debise	53.165

Lap 20

1	1	J.Rea	34'34.245
2	45	S.Redding	2.625
3	7	C.Davies	4.459
4	60	M.van der Mark	6.078
5	19	A.Bautista	6.989
6	54	T.Razgatioglu	8.770
7	21	M.Rinaldi	11.676
8	31	G.Gerloff	15.639
9	22	A.Lowes	18.128
10	91	L.Haslam	22.344
11	50	E.Laverty	22.460
12	94	J.Folger	22.934
13	12	X.Fores	25.428
14	76	L.Baz	26.083
15	64	F.Caricasulo	31.880
16	97	S.Cavaliere	37.361
17	87	L.Zanetti	40.668
18	20	S.Barrier	48.001
19	13	T.Takahashi	55.793
20	53	V.Debise	1'02.531

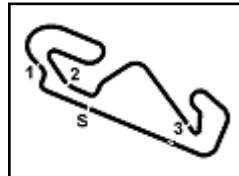
Lap 17

1	1	J.Rea	29'20.417
2	45	S.Redding	1.636
3	21	M.Rinaldi	4.259
4	7	C.Davies	4.377
5	60	M.van der Mark	5.727
6	19	A.Bautista	6.309
7	54	T.Razgatioglu	8.355
8	31	G.Gerloff	15.286
9	22	A.Lowes	16.157
10	94	J.Folger	18.937
11	91	L.Haslam	19.108
12	12	X.Fores	20.636
13	50	E.Laverty	22.175
14	64	F.Caricasulo	22.994

19/09/2020

These data/results cannot be reproduced, stored and/or transmitted in whole or in part by any manner of electronic, mechanical, photocopying, recording, broadcasting or otherwise now known or herein after developed without the previous express consent by the copyright owner, except for reproduction in daily press and regular printed publications on sale to the public within 60 days of the event related to those data/results and always provided that copyright symbol appears together as follows below.

© DORNA WSBK ORGANIZATION Srl 2020



Acerbis Catalunya Round, 18 - 20 September 2020

Lap Chart Race 1

Circuit de Barcelona 4.627 m

4 / 4

Race Pace Comparison

	1 Rea	45 Red	7 Dav	60 vdM	19 Bau	54 Raz	21 Rin	31 Ger	22 Low	91 Has	50 Lav	94 Fol	12 For	76 Baz
1	1'46.136	1'46.628	1'48.632	1'47.305	1'48.389	1'48.109	1'46.800	1'49.780	1'48.886	1'50.262	1'49.285	1'50.729	1'49.394	1'49.102
2	1'42.797	1'43.441	1'43.446	1'43.279	1'43.054	1'43.478	1'43.012	1'44.351	1'43.754	1'44.533	1'45.320	1'44.185	1'43.996	1'44.265
3	1'42.864	1'43.095	1'43.116	1'43.227	1'43.291	1'43.233	1'43.043	1'44.153	1'43.847	1'44.320	1'45.264	1'43.677	1'44.630	1'44.850
4	1'43.117	1'43.129	1'43.339	1'43.496	1'43.247	1'43.532	1'43.074	1'44.511	1'44.175	1'44.452	1'44.628	1'44.747	1'43.475	1'45.109
5	1'42.906	1'42.975	1'43.409	1'43.321	1'43.075	1'43.730	1'42.880	1'44.150	1'44.096	1'44.429	1'44.396	1'43.839	1'43.878	1'44.464
6	1'42.915	1'43.106	1'43.607	1'43.324	1'43.398	1'43.577	1'43.183	1'43.884	1'43.873	1'44.043	1'44.386	1'44.179	1'43.779	1'44.878
7	1'43.208	1'43.144	1'43.354	1'43.266	1'43.017	1'43.476	1'43.161	1'43.881	1'43.682	1'43.791	1'44.308	1'44.000	1'43.653	1'44.303
8	1'43.295	1'43.193	1'43.315	1'43.956	1'43.118	1'43.331	1'43.402	1'44.272	1'43.969	1'43.958	1'43.980	1'44.059	1'44.121	1'44.384
9	1'43.240	1'43.188	1'43.619	1'43.680	1'43.532	1'43.542	1'43.860	1'44.154	1'43.854	1'44.474	1'44.233	1'44.238	1'44.626	1'44.749
10	1'43.177	1'43.475	1'43.537	1'43.611	1'43.521	1'43.513	1'43.545	1'43.826	1'43.896	1'44.267	1'44.557	1'43.726	1'44.196	1'44.430
11	1'43.320	1'43.568	1'43.381	1'43.525	1'43.696	1'43.566	1'43.532	1'44.290	1'44.308	1'44.176	1'44.379	1'44.253	1'44.323	1'44.497
12	1'43.638	1'43.727	1'43.418	1'43.830	1'43.771	1'43.901	1'43.687	1'43.872	1'44.491	1'44.293	1'44.478	1'44.169	1'44.509	1'44.536
13	1'43.876	1'43.638	1'43.299	1'43.911	1'43.776	1'44.121	1'43.714	1'44.099	1'44.370	1'44.108	1'44.638	1'44.194	1'44.506	1'44.660
14	1'43.595	1'43.752	1'43.583	1'43.779	1'43.855	1'44.191	1'44.159	1'43.824	1'44.524	1'44.047	1'44.745	1'44.316	1'45.037	1'44.685
15	1'44.255	1'43.878	1'43.848	1'44.188	1'45.193	1'44.665	1'44.366	1'44.062	1'44.714	1'44.613	1'44.736	1'45.289	1'45.408	1'45.041
16	1'43.884	1'43.978	1'43.909	1'44.262	1'44.476	1'44.249	1'44.311	1'44.306	1'45.439	1'45.321	1'44.588	1'45.033	1'46.105	1'44.640
17	1'44.194	1'44.138	1'43.982	1'44.184	1'44.317	1'44.558	1'44.947	1'44.288	1'44.696	1'44.438	1'44.671	1'44.721	1'45.417	1'44.964
18	1'44.384	1'44.411	1'44.002	1'44.397	1'44.351	1'44.337	1'45.519	1'44.337	1'44.531	1'46.147	1'44.385	1'46.373	1'45.748	1'45.592
19	1'44.558	1'44.892	1'44.632	1'44.722	1'45.409	1'44.735	1'46.122	1'44.793	1'45.223	1'45.440	1'44.674	1'45.311	1'46.185	1'45.810
20	1'44.886	1'45.514	1'45.276	1'45.060	1'44.748	1'45.171	1'49.604	1'45.051	1'46.045	1'45.477	1'45.054	1'46.141	1'46.687	1'45.369

	64 Car	97 Cav	87 Zan	20 Bar	13 Tak	53 Deb	66 Syk
1	1'50.338	1'51.091	1'51.260	1'50.603	1'52.071	1'55.277	1'48.242
2	1'44.042	1'45.081	1'45.015	1'45.422	1'45.548	1'46.187	1'44.967
3	1'44.018	1'45.483	1'45.267	1'45.025	1'45.308	1'46.028	1'44.733
4	1'44.372	1'45.396	1'45.315	1'45.223	1'45.421	1'46.750	1'44.603
5	1'43.982	1'45.160	1'45.677	1'45.236	1'45.682	1'46.520	2'03.349
6	1'44.362	1'44.874	1'45.076	1'45.871	1'45.498	1'46.440	7'48.725
7	1'43.781	1'44.671	1'45.566	1'45.684	1'45.615	1'46.256	
8	1'44.298	1'44.859	1'44.917	1'45.881	1'47.427	1'46.476	
9	1'44.896	1'44.946	1'45.028	1'45.377	1'46.578	1'46.470	
10	1'44.043	1'45.134	1'45.423	1'45.466	1'45.466	1'46.166	
11	1'44.456	1'45.098	1'45.253	1'45.464	1'45.636	1'45.862	
12	1'44.763	1'45.137	1'45.783	1'45.283	1'45.831	1'46.328	
13	1'45.062	1'45.214	1'45.301	1'45.772	1'46.533	1'46.129	
14	1'44.780	1'45.219	1'45.476	1'45.621	1'46.615	1'45.976	
15	1'45.530	1'45.166	1'45.621	1'46.228	1'46.464	1'46.159	
16	1'45.156	1'45.251	1'45.439	1'46.402	1'46.466	1'46.364	
17	1'45.532	1'45.671	1'45.752	1'46.369	1'46.595	1'46.581	
18	1'45.870	1'45.761	1'45.645	1'47.039	1'47.216	1'46.629	
19	1'48.348	1'45.873	1'45.835	1'46.877	1'47.082	1'47.125	
20	1'48.496	1'46.521	1'46.264	1'47.403	1'46.986	1'47.053	

19/09/2020

These data/results cannot be reproduced, stored and/or transmitted in whole or in part by any manner of electronic, mechanical, photocopying, recording, broadcasting or otherwise now known or herein after developed without the previous express consent by the copyright owner, except for reproduction in daily press and regular printed publications on sale to the public within 60 days of the event related to those data/results and always provided that copyright symbol appears together as follows below.

© DORNA WSBK ORGANIZATION Srl 2020

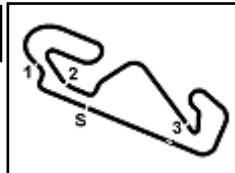
FICR PERUGIA TIMING



Official Tyre Supplier



Official Timekeeper



Acerbis Catalunya Round, 18 - 20 September 2020

Best Sectors & Speed Race 1

Circuit de Barcelona 4.627 m

RESULTS

Rank	Number	Name	Motorcycle	Laps
1	1	J. REA	Kawasaki ZX-10RR	20
2	45	S. REDDING	Ducati Panigale V4 R	2.625
3	7	C. DAVIES	Ducati Panigale V4 R	4.459
4	60	M. VAN DER MARK	Yamaha YZF R1	6.078
5	19	A. BAUTISTA	Honda CBR1000RR-R	6.989
6	54	T. RAZGATLIOGLU	Yamaha YZF R1	8.770
7	21	M. RINALDI	Ducati Panigale V4 R	11.676
8	31	G. GERLOFF	Yamaha YZF R1	15.639
9	22	A. LOWES	Kawasaki ZX-10RR	18.128
10	91	L. HASLAM	Honda CBR1000RR-R	22.344
11	50	E. LAVERTY	BMW S1000 RR	22.460
12	94	J. FOLGER	Yamaha YZF R1	22.934
13	12	X. FORES	Kawasaki ZX-10RR	25.428
14	76	L. BAZ	Yamaha YZF R1	26.083
15	64	F. CARICASULO	Yamaha YZF R1	31.880
16	97	S. CAVALIERI	Ducati Panigale V4 R	37.361
17	87	L. ZANETTI	Ducati Panigale V4 R	40.668
18	20	S. BARRIER	Ducati Panigale V4 R	48.001
19	13	T. TAKAHASHI	Honda CBR1000RR-R	55.793
20	53	V. DEBISE	Kawasaki ZX-10RR	1'02.531
RET	66	T. SYKES	BMW S1000 RR	14 Laps

SPEED

Rank	Number	Name	Motorcycle	Speed
1	19	A. BAUTISTA	Honda CBR1000RR-R	325,3
2	7	C. DAVIES	Ducati Panigale V4 R	325,3
3	50	E. LAVERTY	BMW S1000 RR	321,4
4	91	L. HASLAM	Honda CBR1000RR-R	320,5
5	45	S. REDDING	Ducati Panigale V4 R	319,5
6	21	M. RINALDI	Ducati Panigale V4 R	317,6
7	64	F. CARICASULO	Yamaha YZF R1	316,7
8	94	J. FOLGER	Yamaha YZF R1	316,7
9	54	T. RAZGATLIOGLU	Yamaha YZF R1	315,8
10	31	G. GERLOFF	Yamaha YZF R1	315,8
11	76	L. BAZ	Yamaha YZF R1	314,9
12	87	L. ZANETTI	Ducati Panigale V4 R	313,0
13	60	M. VAN DER MARK	Yamaha YZF R1	313,0
14	22	A. LOWES	Kawasaki ZX-10RR	313,0
15	97	S. CAVALIERI	Ducati Panigale V4 R	312,1
16	20	S. BARRIER	Ducati Panigale V4 R	311,2
17	12	X. FORES	Kawasaki ZX-10RR	310,3
18	66	T. SYKES	BMW S1000 RR	308,6
19	1	J. REA	Kawasaki ZX-10RR	308,6
20	13	T. TAKAHASHI	Honda CBR1000RR-R	307,7
21	53	V. DEBISE	Kawasaki ZX-10RR	303,4

SEG. 1

1	19	A. BAUTISTA	17.535
2	45	S. REDDING	17.626
3	7	C. DAVIES	17.632
4	1	J. REA	17.725
5	21	M. RINALDI	17.737
6	54	T. RAZGATLIOGLU	17.758
7	60	M. VAN DER MARK	17.799
8	64	F. CARICASULO	17.822
9	22	A. LOWES	17.853
10	94	J. FOLGER	17.868
11	31	G. GERLOFF	17.876
12	91	L. HASLAM	17.889
13	12	X. FORES	17.907
14	50	E. LAVERTY	17.928
15	97	S. CAVALIERI	17.962
16	87	L. ZANETTI	17.972
17	76	L. BAZ	18.018
18	20	S. BARRIER	18.052
19	13	T. TAKAHASHI	18.100
20	53	V. DEBISE	18.206
21	66	T. SYKES	18.336

SEG. 2

1	21	M. RINALDI	32.166
2	1	J. REA	32.167
3	45	S. REDDING	32.257
4	60	M. VAN DER MARK	32.326
5	19	A. BAUTISTA	32.354
6	94	J. FOLGER	32.362
7	64	F. CARICASULO	32.365
8	54	T. RAZGATLIOGLU	32.379
9	7	C. DAVIES	32.442
10	12	X. FORES	32.494
11	22	A. LOWES	32.502
12	76	L. BAZ	32.584
13	31	G. GERLOFF	32.584
14	91	L. HASLAM	32.603
15	50	E. LAVERTY	32.613
16	66	T. SYKES	32.619
17	97	S. CAVALIERI	32.791
18	87	L. ZANETTI	32.836
19	20	S. BARRIER	32.871
20	13	T. TAKAHASHI	32.973
21	53	V. DEBISE	33.125

SEG. 3

1	1	J. REA	21.165
2	45	S. REDDING	21.183
3	21	M. RINALDI	21.206
4	19	A. BAUTISTA	21.249
5	7	C. DAVIES	21.250
6	54	T. RAZGATLIOGLU	21.340
7	12	X. FORES	21.353
8	22	A. LOWES	21.374
9	31	G. GERLOFF	21.376
10	91	L. HASLAM	21.377
11	94	J. FOLGER	21.391
12	64	F. CARICASULO	21.400
13	60	M. VAN DER MARK	21.403
14	66	T. SYKES	21.504
15	50	E. LAVERTY	21.527
16	76	L. BAZ	21.529
17	97	S. CAVALIERI	21.540
18	87	L. ZANETTI	21.546
19	20	S. BARRIER	21.635
20	53	V. DEBISE	21.686
21	13	T. TAKAHASHI	21.779

SEG. 4

1	1	J. REA	31.417
2	60	M. VAN DER MARK	31.461
3	45	S. REDDING	31.485
4	21	M. RINALDI	31.494
5	54	T. RAZGATLIOGLU	31.507
6	7	C. DAVIES	31.586
7	19	A. BAUTISTA	31.597
8	64	F. CARICASULO	31.661
9	94	J. FOLGER	31.667
10	22	A. LOWES	31.668
11	12	X. FORES	31.706
12	31	G. GERLOFF	31.733
13	91	L. HASLAM	31.748
14	50	E. LAVERTY	31.760
15	76	L. BAZ	31.855
16	66	T. SYKES	32.022
17	97	S. CAVALIERI	32.048
18	13	T. TAKAHASHI	32.150
19	20	S. BARRIER	32.153
20	87	L. ZANETTI	32.225
21	53	V. DEBISE	32.411

19/09/2020

These data/results cannot be reproduced, stored and/or transmitted in whole or in part by any manner of electronic, mechanical, photocopying, recording, broadcasting or otherwise now known or herein after developed without the previous express consent by the copyright owner, except for reproduction in daily press and regular printed publications on sale to the public within 60 days of the event related to those data/results and always provided that copyright symbol appears together as follows below.

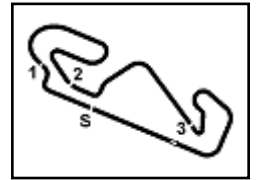
© DORNA WSBK ORGANIZATION Srl 2020

FICR PERUGIA TIMING


Official Tyre Supplier



Official Timekeeper



Acerbis Catalunya Round, 18 - 20 September 2020

Chronological Analysis Race 1

Circuit de Barcelona 4.627 m

Start at 14:00'41.412

1 / 4

1° 1 J. REA (1'42.797)							
Lap	Seg.1	Seg.2	Seg.3	Seg.4	Lap Time	km/h	Local Time
1			21.194	31.417	1'46.136	256,5	14:02'27.548
2	17.862	32.193	21.249	31.493	1'42.797	305,1	14:04'10.345
3	17.948	32.214	21.215	31.487	1'42.864	305,1	14:05'53.209
4	17.890	32.183	21.403	31.641	1'43.117	305,9	14:07'36.326
5	17.777	32.167	21.384	31.578	1'42.906	307,7	14:09'19.232
6	17.785	32.243	21.165	31.722	1'42.915	308,6	14:11'02.147
7	17.817	32.335	21.343	31.713	1'43.208	307,7	14:12'45.355
8	17.850	32.403	21.296	31.746	1'43.295	306,8	14:14'28.650
9	17.775	32.416	21.381	31.668	1'43.240	306,8	14:16'11.890
10	17.725	32.408	21.357	31.687	1'43.177	307,7	14:17'55.067
11	17.815	32.455	21.308	31.742	1'43.320	305,9	14:19'38.387
12	17.877	32.490	21.296	31.975	1'43.638	306,8	14:21'22.025
13	17.905	32.653	21.407	31.911	1'43.876	305,9	14:23'05.901
14	17.758	32.584	21.379	31.874	1'43.595	306,8	14:24'49.496
15	17.928	32.735	21.452	32.140	1'44.255	305,9	14:26'33.751
16	17.954	32.647	21.385	31.898	1'43.884	306,8	14:28'17.635
17	17.845	32.905	21.427	32.017	1'44.194	308,6	14:30'01.829
18	17.862	32.836	21.523	32.163	1'44.384	308,6	14:31'46.219
19	17.966	32.860	21.506	32.226	1'44.558	306,8	14:33'30.771
20	18.013	33.005	21.595	32.273	1'44.886	305,1	14:35'15.657
Race Time 34'34.245							

16	17.745	32.695	21.391	32.078	1'43.909	318,6	14:28'22.224
17	17.739	32.817	21.355	32.071	1'43.982	320,5	14:30'06.206
18	17.632	32.960	21.396	32.014	1'44.002	318,6	14:31'50.208
19	17.865	33.015	21.484	32.268	1'44.632	316,7	14:33'34.840
20	18.080	33.166	21.541	32.489	1'45.276	314,9	14:35'20.116
Race Time 34'38.704							

2° 45 S. REDDING (1'42.975)							
Lap	Seg.1	Seg.2	Seg.3	Seg.4	Lap Time	km/h	Local Time
1		32.257	21.196	31.485	1'46.628	267,3	14:02'28.040
2	17.796	32.760	21.291	31.594	1'43.441	314,0	14:04'11.481
3	17.794	32.361	21.326	31.614	1'43.095	316,7	14:05'54.576
4	17.805	32.449	21.228	31.647	1'43.129	315,8	14:07'37.705
5	17.660	32.431	21.183	31.701	1'42.975	317,6	14:09'20.680
6	17.661	32.543	21.231	31.671	1'43.106	318,6	14:11'03.786
7	17.741	32.483	21.274	31.646	1'43.144	317,6	14:12'46.930
8	17.685	32.500	21.266	31.742	1'43.193	318,6	14:14'30.123
9	17.626	32.511	21.296	31.755	1'43.188	319,5	14:16'13.311
10	17.722	32.711	21.286	31.756	1'43.475	312,1	14:17'56.786
11	17.853	32.640	21.314	31.761	1'43.568	312,1	14:19'40.354
12	17.855	32.706	21.302	31.864	1'43.727	313,0	14:21'24.081
13	17.820	32.638	21.384	31.796	1'43.638	313,0	14:23'07.719
14	17.821	32.739	21.338	31.854	1'43.752	312,1	14:24'51.471
15	17.774	32.717	21.344	32.043	1'43.878	312,1	14:26'35.349
16	17.797	32.770	21.277	32.134	1'43.978	312,1	14:28'19.327
17	17.751	32.865	21.380	32.142	1'44.138	314,0	14:30'03.465
18	17.831	32.979	21.458	32.143	1'44.411	314,0	14:31'47.876
19	17.989	33.107	21.541	32.255	1'44.892	312,1	14:33'32.768
20	17.922	33.206	21.760	32.626	1'45.514	311,2	14:35'18.282
Race Time 34'36.870							

4° 60 M. VAN DER MARK (1'43.227)							
Lap	Seg.1	Seg.2	Seg.3	Seg.4	Lap Time	km/h	Local Time
1							
2	17.926	32.359	21.510	31.484	1'43.279	311,2	14:04'11.996
3	17.844	32.368	21.519	31.496	1'43.227	308,6	14:05'55.223
4	18.043	32.419	21.476	31.558	1'43.496	307,7	14:07'38.719
5	17.943	32.326	21.403	31.649	1'43.321	309,5	14:09'22.040
6	17.874	32.389	21.415	31.646	1'43.324	308,6	14:11'05.364
7	17.826	32.360	21.465	31.615	1'43.266	307,7	14:12'48.630
8	18.077	32.502	21.610	31.767	1'43.956	305,9	14:14'32.586
9	17.842	32.471	21.582	31.785	1'43.680	308,6	14:16'16.266
10	17.881	32.565	21.514	31.651	1'43.611	309,5	14:17'59.877
11	17.901	32.382	21.455	31.787	1'43.525	306,8	14:19'43.402
12	17.914	32.607	21.561	31.748	1'43.830	307,7	14:21'27.232
13	17.887	32.555	21.537	31.932	1'43.911	309,5	14:23'11.143
14	17.799	32.669	21.558	31.753	1'43.779	313,0	14:24'54.922
15	17.931	32.700	21.564	31.993	1'44.188	310,3	14:26'39.110
16	18.045	32.728	21.559	31.930	1'44.262	311,2	14:28'23.372
17	17.944	32.730	21.586	31.924	1'44.184	310,3	14:30'07.556
18	17.902	32.892	21.551	32.052	1'44.397	311,2	14:31'51.953
19	18.048	32.870	21.585	32.219	1'44.722	311,2	14:33'36.675
20	18.100	32.984	21.743	32.233	1'45.060	305,9	14:35'21.735
Race Time 34'40.323							

3° 7 C. DAVIES (1'43.116)							
Lap	Seg.1	Seg.2	Seg.3	Seg.4	Lap Time	km/h	Local Time
1		32.815	21.598	31.846	1'48.632	272,7	14:02'30.044
2	18.039	32.535	21.286	31.586	1'43.446	309,5	14:04'13.490
3	17.753	32.442	21.250	31.671	1'43.116	318,6	14:05'56.606
4	17.802	32.448	21.448	31.641	1'43.339	319,5	14:07'39.945
5	17.638	32.511	21.287	31.973	1'43.409	323,4	14:09'23.354
6	17.771	32.533	21.482	31.821	1'43.607	320,5	14:11'06.961
7	17.757	32.600	21.258	31.739	1'43.354	317,6	14:12'50.315
8	17.710	32.538	21.271	31.796	1'43.315	317,6	14:14'33.630
9	17.763	32.596	21.371	31.889	1'43.619	318,6	14:16'17.249
10	17.693	32.640	21.327	31.877	1'43.537	320,5	14:18'00.786
11	17.789	32.492	21.305	31.795	1'43.381	317,6	14:19'44.167
12	17.712	32.580	21.380	31.746	1'43.418	319,5	14:21'27.585
13	17.699	32.623	21.251	31.726	1'43.299	325,3	14:23'10.884
14	17.721	32.554	21.404	31.904	1'43.583	319,5	14:24'54.467
15	17.720	32.671	21.374	32.083	1'43.848	322,4	14:26'38.315

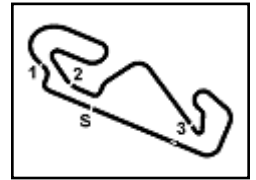
5° 19 A. BAUTISTA (1'43.017)							
Lap	Seg.1	Seg.2	Seg.3	Seg.4	Lap Time	km/h	Local Time
1							
2	17.705	32.452	21.249	31.648	1'43.054	319,5	14:04'12.855
3	17.730	32.472	21.426	31.663	1'43.291	319,5	14:05'56.146
4	17.753	32.429	21.372	31.693	1'43.247	320,5	14:07'39.393
5	17.661	32.354	21.379	31.681	1'43.075	322,4	14:09'22.468
6	17.827	32.435	21.355	31.781	1'43.398	323,4	14:11'05.866
7	17.694	32.404	21.322	31.597	1'43.017	323,4	14:12'48.883
8	17.535	32.519	21.344	31.720	1'43.118	322,4	14:14'32.001
9	17.669	32.630	21.416	31.817	1'43.532	319,5	14:16'15.533
10	17.651	32.522	21.301	32.047	1'43.521	321,4	14:17'59.054
11	17.709	32.544	21.645	31.798	1'43.696	321,4	14:19'42.750
12	17.747	32.680	21.545	31.799	1'43.771	320,5	14:21'26.521
13	17.729	32.740	21.419	31.888	1'43.776	320,5	14:23'10.297
14	17.756	32.816	21.492	31.791	1'43.855	321,4	14:24'54.152
15	18.572	33.036	21.553	32.032	1'45.193	321,4	14:26'39.345
16	17.739	32.988	21.644	32.105	1'44.476	324,3	14:28'23.821
17	17.797	32.835	21.597	32.088	1'44.317	325,3	14:30'08.138
18	17.810	32.903	21.623	32.015	1'44.351	325,3	14:31'52.489
19	18.443	32.933	21.582	32.451	1'45.409	323,4	14:33'37.898
20	18.030	32.953	21.529	32.236	1'44.748	322,4	14:35'22.646
Race Time 34'41.234							

6° 54 T. RAZGATLIOGLU (1'43.233)							
Lap	Seg.1	Seg.2	Seg.3	Seg.4	Lap Time	km/h	Local Time
1							
2	18.240	32.379	21.352	31.507	1'43.478	303,4	14:04'12.999
3	17.792	32.466	21.431	31.544	1'43.233	310,3	14:05'56.232
4	17.828	32.629	21.399	31.676	1'43.532	311,2	14:07'39.764
5	18.005	32.649	21.375	31.701	1'43.730	311,2	14:09'23.494
6	17.821	32.688	21.410	31.658	1'43.577	315,8	14:11'07.071
7	17.863	32.654	21.415	31.544	1'43.476	314,0	14:12'50.547
8	17.773	32.605	21.340	31.613	1'43.331	311,2	14:14'33.878
9	17.795	32.663	21.454	31.630	1'43.542	313,0	14:16'17.420

19/09/2020 P = Pits In/Out - C = Lap Time Cancelled

These data/results cannot be reproduced, stored and/or transmitted in whole or in part by any manner of electronic, mechanical, photocopying, recording, broadcasting or otherwise now known or herein after developed without the previous express consent by the copyright owner, except for reproduction in daily press and regular printed publications on sale to the public within 60 days of the event related to those data/results and always provided that copyright symbol appears together as follows below.

© DORNA WSBK ORGANIZATION Srl 2020



Acerbis Catalunya Round, 18 - 20 September 2020

Chronological Analysis Race 1

Circuit de Barcelona 4.627 m

Start at 14:00'41.412

2 / 4

10	17.806	32.667	21.372	31.668	1'43.513	314,9	14:18'00.933	4	18.062	32.555	21.506	32.052	1'44.175	306,8	14:07'42.074
11	17.758	32.648	21.442	31.718	1'43.566	314,0	14:19'44.499	5	17.974	32.569	21.626	31.927	1'44.096	308,6	14:09'26.170
12	17.801	32.805	21.501	31.794	1'43.901	311,2	14:21'28.400	6	18.026	32.502	21.511	31.834	1'43.873	308,6	14:11'10.043
13	17.990	32.768	21.469	31.894	1'44.121	309,5	14:23'12.521	7	17.989	32.556	21.391	31.746	1'43.682	307,7	14:12'53.725
14	17.974	32.785	21.485	31.947	1'44.191	307,7	14:24'56.712	8	18.016	32.569	21.454	31.930	1'43.969	307,7	14:14'37.694
15	18.033	32.971	21.606	32.055	1'44.665	307,7	14:26'41.377	9	17.930	32.649	21.432	31.843	1'43.854	305,9	14:16'21.548
16	17.978	32.928	21.391	31.952	1'44.249	307,7	14:28'25.626	10	18.008	32.577	21.510	31.801	1'43.896	308,6	14:18'05.444
17	17.968	32.994	21.526	32.070	1'44.558	308,6	14:30'10.184	11	18.052	32.629	21.374	32.253	1'44.308	306,8	14:19'49.752
18	17.826	32.987	21.503	32.021	1'44.337	309,5	14:31'54.521	12	17.962	32.893	21.568	32.068	1'44.491	309,5	14:21'34.243
19	18.008	33.032	21.571	32.124	1'44.735	306,8	14:33'39.256	13	18.076	32.750	21.537	32.007	1'44.370	305,9	14:23'18.613
20	18.063	33.001	21.776	32.331	1'45.171	309,5	14:35'24.427	14	17.954	32.731	21.649	32.190	1'44.524	307,7	14:25'03.137
Race Time 34'43.015															

7° 21 M. RINALDI (1'42.880)							
Lap	Seg.1	Seg.2	Seg.3	Seg.4	Lap Time	km/h	Local Time
1		32.166	21.306	31.709	1'46.800	266,7	14:02'28.212
2	17.904	32.372	21.242	31.494	1'43.012	305,9	14:04'11.224
3	17.872	32.323	21.276	31.572	1'43.043	310,3	14:05'54.267
4	17.865	32.372	21.279	31.558	1'43.074	311,2	14:07'37.341
5	17.737	32.367	21.206	31.570	1'42.880	313,0	14:09'20.221
6	17.788	32.420	21.335	31.640	1'43.183	313,0	14:11'03.404
7	17.782	32.438	21.366	31.575	1'43.161	312,1	14:12'46.565
8	17.754	32.522	21.337	31.789	1'43.402	313,0	14:14'29.967
9	17.956	32.651	21.467	31.786	1'43.860	312,1	14:16'13.827
10	17.890	32.533	21.342	31.780	1'43.545	317,6	14:17'57.372
11	17.807	32.613	21.403	31.709	1'43.532	314,0	14:19'40.904
12	17.780	32.656	21.446	31.805	1'43.687	314,9	14:21'24.591
13	17.809	32.746	21.384	31.775	1'43.714	314,0	14:23'08.305
14	17.865	32.796	21.533	31.965	1'44.159	314,0	14:24'52.464
15	17.920	32.861	21.491	32.094	1'44.366	313,0	14:26'36.830
16	17.955	32.835	21.378	32.143	1'44.311	313,0	14:28'21.141
17	17.925	33.081	21.597	32.344	1'44.947	312,1	14:30'06.088
18	18.190	33.270	21.636	32.423	1'45.519	310,3	14:31'51.607
19	18.054	33.453	21.919	32.696	1'46.122	313,0	14:33'37.729
20	18.445	33.793	22.590	34.776	1'49.604	314,0	14:35'27.333
Race Time 34'45.921							

8° 31 G. GERLOFF (1'43.824)							
Lap	Seg.1	Seg.2	Seg.3	Seg.4	Lap Time	km/h	Local Time
1		33.258	21.705	31.974	1'49.780	265,4	14:02'31.192
2	18.045	32.584	21.402	32.320	1'44.351	314,9	14:04'15.543
3	18.035	32.618	21.578	31.922	1'44.153	310,3	14:05'59.696
4	18.199	32.608	21.536	32.168	1'44.511	312,1	14:07'44.207
5	18.190	32.753	21.417	31.790	1'44.150	315,8	14:09'28.357
6	17.945	32.672	21.376	31.891	1'43.884	312,1	14:11'12.241
7	17.977	32.686	21.416	31.802	1'43.881	307,7	14:12'56.122
8	18.003	32.740	21.535	31.994	1'44.272	310,3	14:14'40.394
9	18.062	32.704	21.512	31.876	1'44.154	306,8	14:16'24.548
10	17.940	32.702	21.451	31.733	1'43.826	308,6	14:18'08.374
11	17.899	32.655	21.861	31.875	1'44.290	307,7	14:19'52.664
12	17.876	32.757	21.444	31.795	1'43.872	307,7	14:21'36.536
13	17.959	32.754	21.519	31.867	1'44.099	306,8	14:23'20.635
14	17.931	32.687	21.443	31.763	1'43.824	314,0	14:25'04.459
15	17.908	32.731	21.485	31.938	1'44.062	306,8	14:26'48.521
16	17.905	32.857	21.578	31.966	1'44.306	309,5	14:28'32.827
17	18.019	32.827	21.462	31.980	1'44.288	307,7	14:30'17.115
18	17.981	32.814	21.548	31.994	1'44.337	308,6	14:32'01.452
19	18.074	32.911	21.617	32.191	1'44.793	306,8	14:33'46.245
20	18.094	32.996	21.678	32.283	1'45.051	305,1	14:35'31.296
Race Time 34'49.884							

9° 22 A. LOWES (1'43.682)							
Lap	Seg.1	Seg.2	Seg.3	Seg.4	Lap Time	km/h	Local Time
1		32.863	21.570	31.925	1'48.886	266,7	14:02'30.298
2	18.077	32.518	21.491	31.668	1'43.754	313,0	14:04'14.052
3	17.853	32.609	21.399	31.986	1'43.847	310,3	14:05'57.899

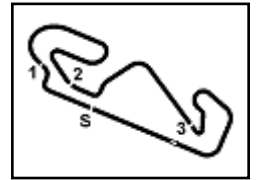
10° 91 L. HASLAM (1'43.791)							
Lap	Seg.1	Seg.2	Seg.3	Seg.4	Lap Time	km/h	Local Time
1		33.166	21.829	32.355	1'50.262	269,3	14:02'31.674
2	18.102	32.770	21.519	32.142	1'44.533	319,5	14:04'16.207
3	18.334	32.624	21.489	31.873	1'44.320	320,5	14:06'00.527
4	18.065	32.799	21.604	31.984	1'44.452	314,0	14:07'44.979
5	18.105	32.801	21.574	31.949	1'44.429	313,0	14:09'29.408
6	18.017	32.707	21.420	31.899	1'44.043	315,8	14:11'13.451
7	18.017	32.619	21.407	31.748	1'43.791	315,8	14:12'57.242
8	18.090	32.634	21.467	31.767	1'43.958	317,6	14:14'41.200
9	18.052	32.745	21.716	31.961	1'44.474	317,6	14:16'25.674
10	17.889	32.749	21.547	32.082	1'44.267	319,5	14:18'09.941
11	18.026	32.616	21.671	31.863	1'44.176	318,6	14:19'54.117
12	17.909	32.708	21.377	32.299	1'44.293	316,7	14:21'38.410
13	18.127	32.627	21.487	31.867	1'44.108	313,0	14:23'22.518
14	17.973	32.603	21.492	31.979	1'44.047	314,9	14:25'06.565
15	18.004	33.053	21.576	31.980	1'44.613	315,8	14:26'51.178
16	18.289	33.120	21.825	32.087	1'45.321	318,6	14:28'36.499
17	18.068	32.749	21.632	31.989	1'44.438	314,0	14:30'20.937
18	18.492	33.165	21.855	32.635	1'46.147	314,9	14:32'07.084
19	18.404	33.157	21.729	32.150	1'45.440	311,2	14:33'52.524
20	18.039	33.039	21.839	32.560	1'45.477	310,3	14:35'38.001
Race Time 34'56.589							

11° 50 E. LAVERTY (1'43.980)							
Lap	Seg.1	Seg.2	Seg.3	Seg.4	Lap Time	km/h	Local Time
1		33.039	21.719	31.807	1'49.285	268,0	14:02'30.697
2	18.422	32.997	21.584	32.317	1'45.320	321,4	14:04'16.017
3	18.516	33.106	21.641	32.001	1'45.264	316,7	14:06'01.281
4	18.124	32.853	21.603	32.048	1'44.628	314,9	14:07'45.909
5	18.120	32.749	21.527	32.000	1'44.396	315,8	14:09'30.305
6	18.073	32.707	21.631	31.975	1'44.386	315,8	14:11'14.691
7	18.059	32.775	21.538	31.936	1'44.308	314,9	14:12'58.999
8	17.961	32.717	21.542	31.760	1'43.980	315,8	14:14'42.979
9	17.975	32.733	21.590	31.935	1'44.233	316,7	14:16'27.212
10	18.005	32.815	21.643	32.094	1'44.557	315,8	14:18'11.769
11	17.977	32.613	21.606	32.183	1'44.379	314,9	14:19'56.148
12	17.990	32.785	21.616	32.087	1'44.478	314,9	14:21'40.626
13	18.015	32.762	21.719	32.142	1'44.638	314,0	14:23'25.264
14	18.050	32.914	21.639	32.142	1'44.745	314,9	14:25'10.009
15	18.004	32.899	21.708	32.125	1'44.736	315,8	14:26'54.745
16	17.936	32.882	21.639	32.131	1'44.588	316,7	14:28'39.333
17	17.928	32.863	21.712	32.168	1'44.671	316,7	14:30'24.004
18	17.993	32.812	21.615	31.965	1'44.385	317,6	14:32'08.389
19	18.071	32.902	21.571	32.130	1'44.674	316,7	14:33'53.063
20	17.984	33.144	21.698	32.228	1'45.054	317,6	14:35'38.117

19/09/2020 P = Pits In/Out - C = Lap Time Cancelled

These data/results cannot be reproduced, stored and/or transmitted in whole or in part by any manner of electronic, mechanical, photocopying, recording, broadcasting or otherwise now known or herein after developed without the previous express consent by the copyright owner, except for reproduction in daily press and regular printed publications on sale to the public within 60 days of the event related to those data/results and always provided that copyright symbol appears together as follows below.

© DORNA WSBK ORGANIZATION Srl 2020



Acerbis Catalunya Round, 18 - 20 September 2020 Chronological Analysis Race 1

Circuit de Barcelona 4.627 m

Start at 14:00'41.412

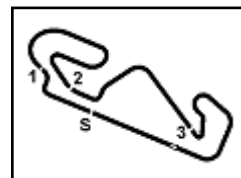
3 / 4

12° 94 J. FOLGER (1'43.677)								15° 64 F. CARICASULO (1'43.781)							
Lap	Seg.1	Seg.2	Seg.3	Seg.4	Lap Time	km/h	Local Time	Lap	Seg.1	Seg.2	Seg.3	Seg.4	Lap Time	km/h	Local Time
1		33.325	21.839	32.133	1'50.729	257,8	14:02'32.141	1		33.315	21.611	32.359	1'50.338	266,7	14:02'31.750
2	18.278	32.516	21.391	32.000	1'44.185	307,7	14:04'16.326	2	18.267	32.365	21.400	32.010	1'44.042	313,0	14:04'15.792
3	18.193	32.362	21.455	31.667	1'43.677	314,0	14:06'00.003	3	17.986	32.653	21.538	31.841	1'44.018	314,9	14:05'59.810
4	18.179	33.077	21.667	31.824	1'44.747	313,0	14:07'44.750	4	18.205	32.751	21.472	31.944	1'44.372	311,2	14:07'44.182
5	17.974	32.567	21.499	31.799	1'43.839	314,9	14:09'28.589	5	18.221	32.580	21.455	31.726	1'43.982	315,8	14:09'28.164
6	17.976	32.575	21.554	32.074	1'44.179	308,6	14:11'12.768	6	17.822	32.593	21.723	32.224	1'44.362	311,2	14:11'12.526
7	17.981	32.635	21.622	31.762	1'44.000	313,0	14:12'56.768	7	17.985	32.644	21.491	31.661	1'43.781	313,0	14:12'56.307
8	17.901	32.661	21.657	31.840	1'44.059	313,0	14:14'40.827	8	18.020	32.770	21.540	31.968	1'44.298	314,9	14:14'40.605
9	18.070	32.954	21.503	31.711	1'44.238	314,9	14:16'25.065	9	18.150	32.905	21.697	32.144	1'44.896	316,7	14:16'25.501
10	17.868	32.607	21.504	31.747	1'43.726	313,0	14:18'08.791	10	17.832	32.648	21.635	31.928	1'44.043	314,9	14:18'09.544
11	17.977	32.567	21.565	32.144	1'44.253	310,3	14:19'53.044	11	17.940	32.814	21.656	32.046	1'44.456	314,9	14:19'54.000
12	17.973	32.703	21.499	31.994	1'44.169	311,2	14:21'37.213	12	18.142	32.936	21.656	32.029	1'44.763	309,5	14:21'38.763
13	17.941	32.729	21.496	32.028	1'44.194	309,5	14:23'21.407	13	18.047	33.056	21.687	32.272	1'45.062	313,0	14:23'23.825
14	17.983	32.804	21.592	31.937	1'44.316	309,5	14:25'05.723	14	17.953	32.956	21.700	32.171	1'44.780	312,1	14:25'08.605
15	18.216	33.235	21.599	32.239	1'45.289	316,7	14:26'51.012	15	18.196	33.234	21.784	32.316	1'45.530	308,6	14:26'54.135
16	18.444	32.909	21.511	32.169	1'45.033	310,3	14:28'36.045	16	18.070	33.093	21.665	32.328	1'45.156	311,2	14:28'39.291
17	17.981	32.916	21.593	32.231	1'44.721	310,3	14:30'20.766	17	18.238	33.239	21.740	32.315	1'45.532	311,2	14:30'24.823
18	18.318	33.781	21.862	32.412	1'46.373	309,5	14:32'07.139	18	18.085	33.147	21.859	32.779	1'45.870	314,9	14:32'10.693
19	18.219	33.067	21.663	32.362	1'45.311	314,9	14:33'52.450	19	18.338	33.507	21.706	34.797	1'48.348	314,0	14:33'59.041
20	18.343	33.382	21.945	32.471	1'46.141	307,7	14:35'38.591	20	18.571	33.804	22.459	33.662	1'48.496	306,8	14:35'47.537
Race Time 34'56.705								Race Time 35'00.328							
13° 12 X. FORES (1'43.475)								16° 97 S. CAVALIERI (1'44.671)							
Lap	Seg.1	Seg.2	Seg.3	Seg.4	Lap Time	km/h	Local Time	Lap	Seg.1	Seg.2	Seg.3	Seg.4	Lap Time	km/h	Local Time
1		33.102	21.674	31.789	1'49.394	265,4	14:02'30.806	1		33.475	22.222	32.242	1'51.091	271,4	14:02'32.503
2	17.907	32.642	21.535	31.912	1'43.996	304,2	14:04'14.802	2	18.142	32.856	21.734	32.349	1'45.081	298,3	14:04'17.584
3	18.250	32.751	21.483	32.146	1'44.630	301,7	14:05'59.432	3	18.279	33.019	21.699	32.486	1'45.483	303,4	14:06'03.067
4	17.922	32.494	21.353	31.706	1'43.475	304,2	14:07'42.907	4	17.989	33.464	21.540	32.403	1'45.396	310,3	14:07'48.463
5	17.977	32.543	21.515	31.843	1'43.878	308,6	14:09'26.785	5	18.055	32.937	22.120	32.048	1'45.160	312,1	14:09'33.623
6	17.967	32.520	21.470	31.822	1'43.779	308,6	14:11'10.564	6	18.055	32.838	21.555	32.426	1'44.874	309,5	14:11'18.497
7	17.953	32.522	21.405	31.773	1'43.653	308,6	14:12'54.217	7	18.078	32.791	21.694	32.108	1'44.671	308,6	14:13'03.168
8	18.052	32.579	21.395	32.095	1'44.121	308,6	14:14'38.338	8	18.048	32.904	21.656	32.251	1'44.859	308,6	14:14'48.027
9	17.992	32.598	21.399	32.637	1'44.626	307,7	14:16'22.964	9	18.063	32.968	21.680	32.235	1'44.946	307,7	14:16'32.973
10	18.023	32.656	21.506	32.011	1'44.196	305,9	14:18'07.160	10	18.058	32.998	21.821	32.257	1'45.134	309,5	14:18'18.107
11	18.026	32.649	21.667	31.981	1'44.323	304,2	14:19'51.483	11	18.078	33.028	21.821	32.171	1'45.098	308,6	14:20'03.205
12	18.054	32.805	21.600	32.050	1'44.509	305,9	14:21'35.992	12	18.074	33.047	21.749	32.267	1'45.137	307,7	14:21'48.342
13	18.080	32.856	21.529	32.041	1'44.506	303,4	14:23'20.498	13	18.039	33.145	21.768	32.262	1'45.214	307,7	14:23'33.556
14	18.200	33.034	21.606	32.197	1'45.037	303,4	14:25'05.535	14	18.041	33.112	21.612	32.454	1'45.219	306,8	14:25'18.775
15	18.288	33.077	21.668	32.375	1'45.408	307,7	14:26'50.943	15	18.057	33.105	21.708	32.296	1'45.166	307,7	14:27'03.941
16	18.635	33.271	21.825	32.374	1'46.105	301,7	14:28'37.048	16	17.962	33.133	21.734	32.422	1'45.251	309,5	14:28'49.192
17	18.078	33.109	21.701	32.529	1'45.417	310,3	14:30'22.465	17	18.010	33.326	21.889	32.446	1'45.671	309,5	14:30'34.863
18	18.174	33.230	21.758	32.586	1'45.748	306,8	14:32'08.213	18	18.110	33.282	21.984	32.385	1'45.761	309,5	14:32'20.624
19	18.383	33.267	21.843	32.692	1'46.185	301,7	14:33'54.398	19	18.141	33.380	21.859	32.493	1'45.873	307,7	14:34'06.497
20	18.255	33.542	21.787	33.103	1'46.687	303,4	14:35'41.085	20	18.111	33.453	21.805	33.152	1'46.521	305,9	14:35'53.018
Race Time 34'59.673								Race Time 35'11.606							
14° 76 L. BAZ (1'44.265)								17° 87 L. ZANETTI (1'44.917)							
Lap	Seg.1	Seg.2	Seg.3	Seg.4	Lap Time	km/h	Local Time	Lap	Seg.1	Seg.2	Seg.3	Seg.4	Lap Time	km/h	Local Time
1		32.940	21.689	31.873	1'49.102	261,5	14:02'30.514	1		33.736	21.906	32.343	1'51.260	262,1	14:02'32.672
2	18.051	32.584	21.588	32.042	1'44.265	310,3	14:04'14.779	2	18.227	32.836	21.662	32.290	1'45.015	281,3	14:04'17.687
3	18.415	32.902	21.529	32.004	1'44.850	310,3	14:05'59.629	3	18.297	33.068	21.555	32.347	1'45.267	301,7	14:06'02.954
4	18.471	33.035	21.594	32.009	1'45.109	304,2	14:07'44.738	4	18.224	33.252	21.546	32.293	1'45.315	293,5	14:07'48.269
5	18.126	32.786	21.680	31.872	1'44.464	314,9	14:09'29.202	5	18.353	33.017	21.915	32.392	1'45.677	305,1	14:09'33.946
6	18.383	32.897	21.564	32.034	1'44.878	305,9	14:11'14.080	6	17.972	32.872	21.784	32.448	1'45.076	311,2	14:11'19.022
7	18.143	32.731	21.574	31.855	1'44.303	306,8	14:12'58.383	7	18.364	33.197	21.780	32.225	1'45.566	312,1	14:13'04.588
8	18.027	32.739	21.625	31.993	1'44.384	305,9	14:14'42.767	8	17.997	32.998	21.664	32.258	1'44.917	313,0	14:14'49.505
9	18.305	32.956	21.590	31.898	1'44.749	305,1	14:16'27.516								
10	18.057	32.824	21.607	31.942	1'44.430	309,5	14:18'11.946								
11	18.123	32.782	21.619	31.973	1'44.497	308,6	14:19'56.443								
12	18.081	32.804	21.686	31.965	1'44.536	307,7	14:21'40.979								
13	18.018	32.940	21.605	32.097	1'44.660	306,8	14:23'25.639								
14	18.050	32.926	21.742	31.967	1'44.685	306,8	14:25'10.324								

19/09/2020 P = Pits In/Out - C = Lap Time Cancelled

These data/results cannot be reproduced, stored and/or transmitted in whole or in part by any manner of electronic, mechanical, photocopying, recording, broadcasting or otherwise now known or herein after developed without the previous express consent by the copyright owner, except for reproduction in daily press and regular printed publications on sale to the public within 60 days of the event related to those data/results and always provided that copyright symbol appears together as follows below.

© DORNA WSBK ORGANIZATION Srl 2020



Acerbis Catalunya Round, 18 - 20 September 2020

Chronological Analysis Race 1

Circuit de Barcelona 4.627 m

Start at 14:00'41.412

4 / 4

9	17.985	33.057	21.697	32.289	1'45.028	306,8	14:16'34.533	3	18.455	33.216	21.946	32.411	1'46.028	298,3	14:06'08.904
10	18.282	33.129	21.662	32.350	1'45.423	305,9	14:18'19.956	4	18.435	33.144	21.768	33.403	1'46.750	301,7	14:07'55.654
11	18.058	33.056	21.826	32.313	1'45.253	304,2	14:20'05.209	5	18.361	33.343	21.970	32.846	1'46.520	300,8	14:09'42.174
12	18.611	33.100	21.800	32.272	1'45.783	305,9	14:21'50.992	6	18.389	33.353	22.007	32.691	1'46.440	300,8	14:11'28.614
13	18.127	33.149	21.724	32.301	1'45.301	304,2	14:23'36.293	7	18.414	33.178	21.975	32.689	1'46.256	299,2	14:13'14.870
14	18.137	33.161	21.698	32.480	1'45.476	304,2	14:25'21.769	8	18.325	33.315	22.012	32.824	1'46.476	300,0	14:15'01.346
15	18.077	33.259	21.774	32.511	1'45.621	304,2	14:27'07.390	9	18.351	33.334	21.947	32.838	1'46.470	300,8	14:16'47.816
16	18.134	33.202	21.696	32.407	1'45.439	305,1	14:28'52.829	10	18.246	33.255	21.972	32.693	1'46.166	302,5	14:18'33.982
17	18.128	33.255	21.827	32.542	1'45.752	305,9	14:30'38.581	11	18.210	33.307	21.834	32.511	1'45.862	300,8	14:20'19.844
18	18.040	33.262	21.841	32.502	1'45.645	305,9	14:32'24.226	12	18.233	33.287	21.836	32.972	1'46.328	300,8	14:22'06.172
19	18.136	33.220	21.843	32.636	1'45.835	304,2	14:34'10.061	13	18.206	33.331	21.996	32.596	1'46.129	300,0	14:23'52.301
20	18.291	33.450	21.847	32.676	1'46.264	303,4	14:35'56.325	14	18.238	33.199	21.901	32.638	1'45.976	299,2	14:25'38.277
Race Time 35'14.913															

18° 20 S. BARRIER (1'45.025)

Lap	Seg.1	Seg.2	Seg.3	Seg.4	Lap Time	km/h	Local Time
1		33.521	21.914	32.153	1'50.603	264,1	14:02'32.015
2	18.266	33.104	21.779	32.273	1'45.422	305,9	14:04'17.437
3	18.251	32.962	21.635	32.177	1'45.025	308,6	14:06'02.462
4	18.103	32.871	21.739	32.510	1'45.223	308,6	14:07'47.685
5	18.335	32.954	21.687	32.260	1'45.236	306,8	14:09'32.921
6	18.199	32.986	21.792	32.894	1'45.871	307,7	14:11'18.792
7	18.523	33.043	21.790	32.328	1'45.684	310,3	14:13'04.476
8	18.240	33.589	21.749	32.303	1'45.881	309,5	14:14'50.357
9	18.169	32.991	21.793	32.424	1'45.377	309,5	14:16'35.734
10	18.308	33.015	21.887	32.256	1'45.466	309,5	14:18'21.200
11	18.178	33.242	21.791	32.253	1'45.464	310,3	14:20'06.664
12	18.159	33.120	21.777	32.227	1'45.283	308,6	14:21'51.947
13	18.052	33.476	21.768	32.476	1'45.772	311,2	14:23'37.719
14	18.159	33.135	21.882	32.445	1'45.621	309,5	14:25'23.340
15	18.235	33.398	22.029	32.566	1'46.228	309,5	14:27'09.568
16	18.320	33.417	21.970	32.695	1'46.402	309,5	14:28'55.970
17	18.251	33.335	21.964	32.819	1'46.369	308,6	14:30'42.339
18	18.314	33.465	22.149	33.111	1'47.039	308,6	14:32'29.378
19	18.498	33.651	21.954	32.774	1'46.877	303,4	14:34'16.255
20	18.567	33.570	22.060	33.206	1'47.403	305,1	14:36'03.658
Race Time 35'22.246							

RET 66 T. SYKES (1'44.603)

Lap	Seg.1	Seg.2	Seg.3	Seg.4	Lap Time	km/h	Local Time
1		32.714	21.504	32.022	1'48.242	255,9	14:02'29.654
2	18.336	32.727	21.708	32.196	1'44.967	299,2	14:04'14.621
3	18.352	32.693	21.576	32.112	1'44.733	307,7	14:05'59.354
4	18.350	32.619	21.515	32.119	1'44.603	305,9	14:07'43.957
5	18.758	36.674	22.349	45.568	2'03.349P	308,6	14:09'47.306
6	6'03.838	34.753	24.614	45.520	7'48.725P	208,9	14:17'36.031
Race Time 16'54.619							

19° 13 T. TAKAHASHI (1'45.308)

Lap	Seg.1	Seg.2	Seg.3	Seg.4	Lap Time	km/h	Local Time
1		33.879	22.116	32.427	1'52.071	248,3	14:02'33.483
2	18.495	33.025	21.878	32.150	1'45.548	305,9	14:04'19.031
3	18.195	32.993	21.779	32.341	1'45.308	304,2	14:06'04.339
4	18.240	32.973	21.872	32.336	1'45.421	307,7	14:07'49.760
5	18.211	33.095	21.804	32.572	1'45.682	305,1	14:09'35.442
6	18.294	33.003	21.825	32.376	1'45.498	305,1	14:11'20.940
7	18.307	33.032	21.994	32.282	1'45.615	306,8	14:13'06.555
8	18.298	33.164	22.725	33.240	1'47.427	305,9	14:14'53.982
9	18.890	33.264	21.933	32.491	1'46.578	300,8	14:16'40.560
10	18.100	33.055	21.927	32.384	1'45.466	301,7	14:18'26.026
11	18.342	33.057	21.894	32.343	1'45.636	302,5	14:20'11.662
12	18.188	33.310	21.968	32.365	1'45.831	299,2	14:21'57.493
13	18.226	33.240	22.004	33.063	1'46.533	300,8	14:23'44.026
14	18.438	33.477	22.039	32.661	1'46.615	300,0	14:25'30.641
15	18.315	33.369	22.084	32.696	1'46.464	300,8	14:27'17.105
16	18.237	33.409	22.114	32.706	1'46.466	304,2	14:29'03.571
17	18.218	33.454			1'46.595	301,7	14:30'50.166
18	18.187	33.482	22.600	32.947	1'47.216	304,2	14:32'37.382
19	18.419	33.623	22.132	32.908	1'47.082	299,2	14:34'24.464
20	18.331	33.514	22.250	32.891	1'46.986	300,0	14:36'11.450
Race Time 35'30.038							

20° 53 V. DEBISE (1'45.862)

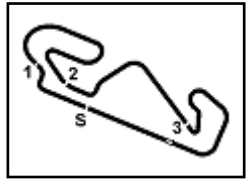
Lap	Seg.1	Seg.2	Seg.3	Seg.4	Lap Time	km/h	Local Time
1		34.329	22.004	35.569	1'55.277	270,0	14:02'36.689
2	18.497	33.125	21.686	32.879	1'46.187	300,0	14:04'22.876

19/09/2020 P = Pits In/Out - C = Lap Time Cancelled

These data/results cannot be reproduced, stored and/or transmitted in whole or in part by any manner of electronic, mechanical, photocopying, recording, broadcasting or otherwise now known or herein after developed without the previous express consent by the copyright owner, except for reproduction in daily press and regular printed publications on sale to the public within 60 days of the event related to those data/results and always provided that copyright symbol appears together as follows below.

© DORNA WSBK ORGANIZATION Srl 2020





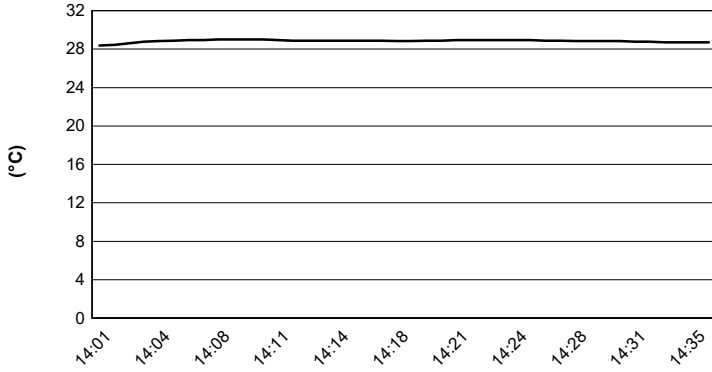
Circuit de Barcelona 4.627 m

Acerbis Catalunya Round, 18 - 20 September 2020

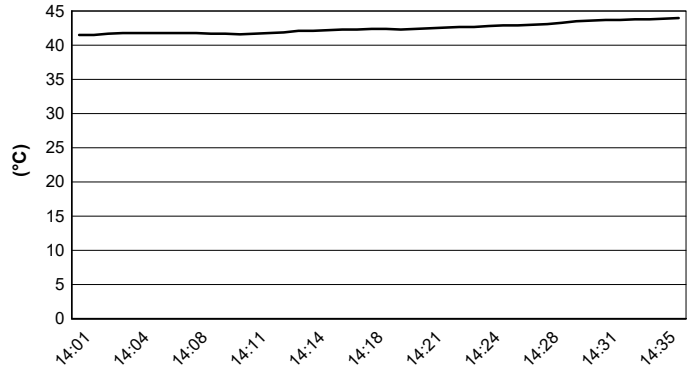
Weather Report Race 1

Session started 14:01 - Session ended 14:36

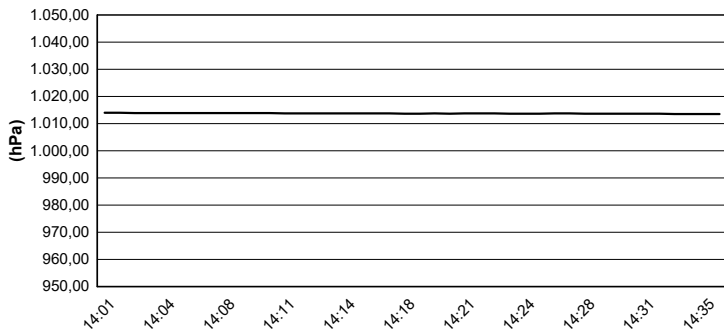
Air Temperature



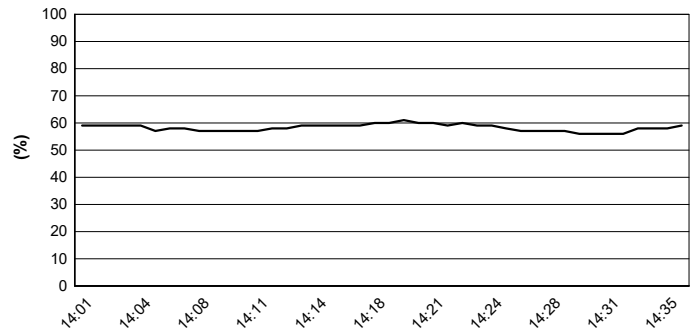
Track Temperature



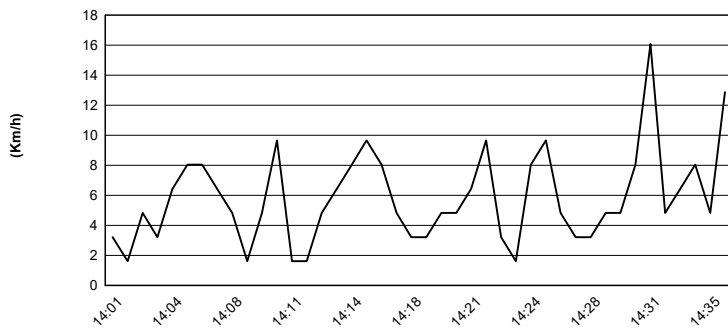
Air Pressure



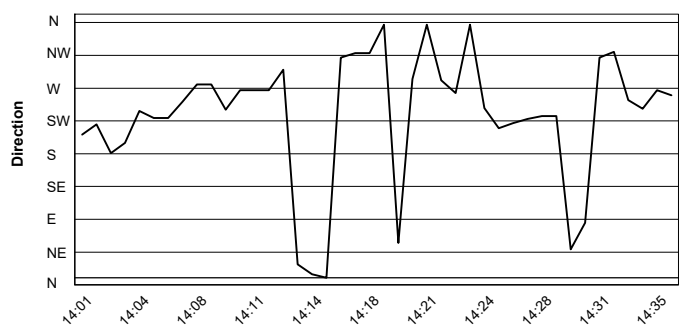
Humidity



Wind Speed



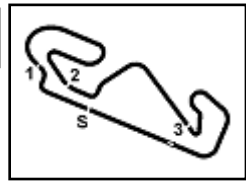
Wind Direction



19/09/2020

These data/results cannot be reproduced, stored and/or transmitted in whole or in part by any manner of electronic, mechanical, photocopying, recording, broadcasting or otherwise now known or herein after developed without the previous express consent by the copyright owner, except for reproduction in daily press and regular printed publications on sale to the public within 60 days of the event related to those data/results and always provided that copyright symbol appears together as follows below.

© DORNA WSBK ORGANIZATION Srl 2020


Acerbis Catalunya Round, 18 - 20 September 2020
Manufacturers Standings

Circuit de Barcelona 4.627 m

	Points	Points From First	Points From Previous	March 1	August 2	August 9	August 30	September 6	September 20	October 4	October 18						
				PHILLIP ISLAND	JEREZ	PORTIMÃO	ARAGON	TERUEL	BARCELONA	MAGNY-COURS	ESTORIL						
1 KAWASAKI	294			20 25 12	20 11 12	25 25 12	16 25 12	20 25 9	25								
2 DUCATI	265	29		16 16 7	25 25 9	11 20 5	25 20 9	25 20 12	20								
3 YAMAHA	198	96	67	25 13 9	16 16 7	20 16 9	11 10 7	13 10 3	13								
4 HONDA	127	167	71	11 10 2	9 8 1	7 11 1	6 16 6	9 13 6	11								
5 BMW	71	223	56	7 6 4	1 5 4	8 9 4	4	8 5 1	5								
6 APRILIA	4	290	67		4												

19/09/2020 First Line: Race 1 & 2 - Second Line: Tissot Superpole Race

These data/results cannot be reproduced, stored and/or transmitted in whole or in part by any manner of electronic, mechanical, photocopying, recording, broadcasting or otherwise now known or herein after developed without the previous express consent by the copyright owner, except for reproduction in daily press and regular printed publications on sale to the public within 60 days of the event related to those data/results and always provided that copyright symbol appears together as follows below.

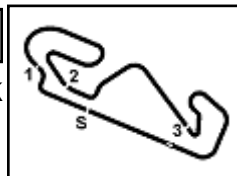
© DORNA WSBK ORGANIZATION Srl 2020

FIAT PERUGIA TIMING


Official Tyre Supplier



Official Timekeeper



Acerbis Catalunya Round, 18 - 20 September 2020

Best Laps & Speeds

Circuit de Barcelona 4.627 m

No.	Rider Bike	Nat	Best Lap		FP1		FP2		FP3		SP		RC1	
			LL	SPD	LL	SPD	LL	SPD	LL	SPD	LL	SPD	LL	SPD
1	J. REA Kawasaki ZX-10RR	GBR	1'41.619		1'42.614		1'55.669		1'55.975		1'41.619		1'42.797	
			60	319,5	14	315,7	10	308,5	6	306,8	10	319,5	20	308,5
2	T. RAZGATLIOGLU Yamaha YZF R1	TUR	1'41.713		1'42.140		1'56.780		1'59.521		1'41.713		1'43.233	
			68	315,7	15	314,8	17	303,3	7	296,7	9	309,4	20	315,7
3	A. BAUTISTA Honda CBR1000RR-R	ESP	1'41.757		1'42.513		1'55.862		1'57.141		1'41.757		1'43.017	
			70	325,3	19	325,3	15	313,0	5	304,2	11	321,4	20	325,3
4	T. SYKES BMW S1000 RR	GBR	1'41.823		1'42.799		1'56.522		1'57.462		1'41.823		1'44.603	
			42	313,9	15	313,0	12	297,5	4	300,0	5	313,9	6	308,5
5	M. VAN DER MARK Yamaha YZF R1	NED	1'41.973		1'42.309		1'55.827		1'56.431		1'41.973		1'43.227	
			68	316,7	19	316,7	14	305,0	4	299,1	11	313,0	20	313,0
6	M. RINALDI Ducati Panigale V4 R	ITA	1'42.216		1'42.635		1'55.838				1'42.216		1'42.880	
			63	317,6	16	317,6	18	308,5			9	317,6	20	317,6
7	S. REDDING Ducati Panigale V4 R	GBR	1'42.222		1'42.832		1'56.159		1'56.929		1'42.222		1'42.975	
			77	319,5	19	318,5	20	307,6	7	310,3	11	317,6	20	319,5
8	A. LOWES Kawasaki ZX-10RR	GBR	1'42.259		1'42.688		1'57.087		1'57.100		1'42.259		1'43.682	
			69	315,7	19	315,7	13	305,0	9	306,8	8	312,1	20	313,0
9	L. BAZ Yamaha YZF R1	FRA	1'42.320		1'42.839		1'56.869		1'56.585		1'42.320		1'44.265	
			61	314,8	16	312,1	12	303,3	5	304,2	8	313,9	20	314,8
10	L. HASLAM Honda CBR1000RR-R	GBR	1'42.421		1'44.315		1'57.062		1'57.190		1'42.421		1'43.791	
			65	320,4	12	314,8	17	308,5	6	292,6	10	319,5	20	320,4
11	C. DAVIES Ducati Panigale V4 R	GBR	1'42.422		1'42.873		1'57.018		1'56.672		1'42.422		1'43.116	
			78	325,3	21	320,4	19	304,2	8	298,3	10	318,5	20	325,3
12	G. GERLOFF Yamaha YZF R1	USA	1'42.478		1'42.478		1'56.321		1'56.738		1'42.663		1'43.824	
			68	315,7	15	313,9	16	304,2	7	307,6	10	313,0	20	315,7
13	E. LAVERTY BMW S1000 RR	IRL	1'42.555		1'43.027		1'56.735		1'58.019		1'42.555		1'43.980	
			62	321,4	14	318,5	13	300,8	5	304,2	10	316,7	20	321,4
14	F. CARICASULO Yamaha YZF R1	ITA	1'42.586		1'43.597		1'57.871		1'58.844		1'42.586		1'43.781	
			73	316,7	17	313,9	23	297,5	4	301,6	9	315,7	20	316,7
15	X. FORES Kawasaki ZX-10RR	ESP	1'42.615		1'43.257		1'57.569				1'42.615		1'43.475	
			66	310,3	18	310,3	19	300,0			9	309,4	20	310,3
16	S. BARRIER Ducati Panigale V4 R	FRA	1'43.243		1'44.838		1'58.283		1'58.362		1'43.243		1'45.025	
			76	313,9	17	313,0	22	302,5	9	296,7	8	313,9	20	311,2
17	S. CAVALIERI Ducati Panigale V4 R	ITA	1'43.493		1'44.972		1'56.680		1'58.390		1'43.493		1'44.671	
			74	314,8	20	311,2	16	282,7	7	284,9	11	314,8	20	312,1
18	J. FOLGER Yamaha YZF R1	GER	1'43.664		1'43.664		1'57.555		1'58.260				1'43.677	
			56	316,7	15	311,2	14	298,3	7	296,7			20	316,7
19	L. ZANETTI Ducati Panigale V4 R	ITA	1'44.086						1'58.894		1'44.086		1'44.917	
			39	313,0					9	300,8	10	309,4	20	313,0
20	T. TAKAHASHI Honda CBR1000RR-R	JPN	1'44.222		1'44.222		1'58.659		1'57.980		1'44.288		1'45.308	
			70	307,6	22	307,6	8	288,0	9	296,7	11	306,8	20	307,6
21	V. DEBISE Kawasaki ZX-10RR	FRA	1'45.035		1'45.661		1'59.956		1'58.688		1'45.035		1'45.862	
			77	310,3	20	310,3	20	297,5	9	299,1	8	309,4	20	303,3

19/09/2020

These data/results cannot be reproduced, stored and/or transmitted in whole or in part by any manner of electronic, mechanical, photocopying, recording, broadcasting or otherwise now known or herein after developed without the previous express consent by the copyright owner, except for reproduction in daily press and regular printed publications on sale to the public within 60 days of the event related to those data/results and always provided that copyright symbol appears together as follows below.

© DORNA WSBK ORGANIZATION Srl 2020

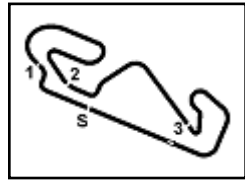
PIRELLI PERUGIA TIMING



Official Tyre Supplier



Official Timekeeper



Acerbis Catalunya Round, 18 - 20 September 2020
Pirelli Best Lap Award

Circuit de Barcelona 4.627 m

	Points	Points From First	Points From Previous	March 1	August 2	August 9	August 30	September 6	September 20	October 4	October 18						
				PHILLIP ISLAND	JEREZ	PORTIMÃO	ARAGON	TERUEL	BARCELONA	MAGNY-COURS	ESTORIL						
1 REA Jonathan (GBR)	6			1	1	1 1	1		1								
2 REDDING Scott (GBR)	2	4		1	1												
3 RINALDI Michael Ruben (ITA)	2	4	0					1 1									
4 DAVIES Chaz (GBR)	1	5	1				1										

19/09/2020

These data/results cannot be reproduced, stored and/or transmitted in whole or in part by any manner of electronic, mechanical, photocopying, recording, broadcasting or otherwise now known or herein after developed without the previous express consent by the copyright owner, except for reproduction in daily press and regular printed publications on sale to the public within 60 days of the event related to those data/results and always provided that copyright symbol appears together as follows below.

© DORNA WSBK ORGANIZATION Srl 2020

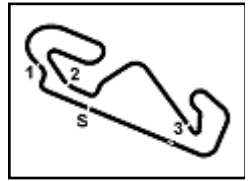
FKR PERUGIA TIMING



Official Tyre Supplier



Official Timekeeper



Acerbis Catalunya Round, 18 - 20 September 2020
Hyundai N-spired Award

Circuit de Barcelona 4.627 m

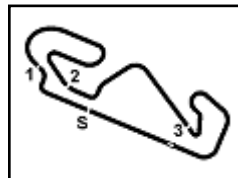
	Points	Points From First	Points From Previous	March 1	August 2	August 9	August 30	September 6	September 20	October 4	October 18								
				PHILLIP ISLAND	JEREZ	PORTIMÃO	ARAGON	TERUEL	BARCELONA	MAGNY-COURS	ESTORIL								
25 CAVALIERI Samuele (ITA)	1	57	1						1										
26 ZANETTI Lorenzo (ITA)	1	57	0						1										
27 REA Jonathan (GBR)	1	57	0					1											
28 CORTESE Sandro (GER)	1	57	0	1															

19/09/2020

These data/results cannot be reproduced, stored and/or transmitted in whole or in part by any manner of electronic, mechanical, photocopying, recording, broadcasting or otherwise now known or herein after developed without the previous express consent by the copyright owner, except for reproduction in daily press and regular printed publications on sale to the public within 60 days of the event related to those data/results and always provided that copyright symbol appears together as follows below.

© DORNA WSBK ORGANIZATION Srl 2020




Acerbis Catalunya Round, 18 - 20 September 2020
Championship Standings

Circuit de Barcelona 4.627 m

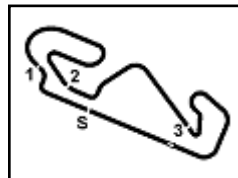
1 / 2

Points	Points From First	Points From Previous	March 1		August 2		August 9		August 30		September 6		September 20		October 4		October 18	
			PHILLIP ISLAND	JEREZ	PORTIMÃO	ARAGON	TERUEL	BARCELONA	MAGNY-COURS	ESTORIL								
1	REA Jonathan (GBR)	268	20 12	20 12	10 12	25 12	25 12	16 12	25 12	20 9	25 9	25						
2	REDDING Scott (GBR)	227	41	16 7	16 9	25 9	25 5	9 5	20 9	13 9	16 12	20						
3	RAZGATLIOGLU Toprak (TUR)	157	111	70	25 9	16 16	20 9	8 9	10 3	8 3	11 3	9 3	10					
4	DAVIES Chaz (GBR)	157	111	0	8 5	11 5	13 5	20 5	16 5	13 5	10 5	16						
5	VAN DER MARK Michael (NED)	146	122	11	13 5	13 7	9 7	16 3	16 7	11 7	10 7	13						
6	RINALDI Michael Ruben (ITA)	140	128	6	6 1	10 1	13 1	11 2	10 2	13 2	11 7	25 7	20 9					
7	LOWES Alex (GBR)	134	134	6	20 6	25 3	7 3	11 6	13 6	7 4	11 4	7						
8	BAUTISTA Alvaro (ESP)	94	174	40	10 10	9 8	8 7	7 11	16 6	6 6	11							
9	HASLAM Leon (GBR)	81	187	13	11 2	4 1	6 4	4 1	3 1	6 9	9 13	6						
10	BAZ Loris (FRA)	78	190	3	9 3	8 6	11 6	10 7	9 1	4 8	2							
11	SYKES Tom (GBR)	58	210	20	7 4	6 4	5 4	8 4	9 4	4 1	6 1							
12	GERLOFF Garrett (USA)	47	221	11	2	5 2	6 2	5	2	5	6	5	6	8				
13	CARICASULO Federico (ITA)	37	231	10	4			1	7	7	3	7	7	1				
14	LAVERTY Eugene (IRL)	36	232	1	5	1		6	4	2	8	5	5					
15	FORES Xavi (ESP)	36	232	0	5	3	3	3		8	5	3	3	3				
16	MELANDRI Marco (ITA)	23	245	13		8	7		2	2		4						
17	CORTESE Sandro (GER)	14	254	9	3	7	2	2										
18	MERCADO Leandro (ARG)	12	256	2			1		6	5								
19	SCHEIB Maximilian (CHI)	11	257	1	1	9				1								
20	BARRIER Sylvain (FRA)	5	263	6					1	4								
21	FOLGER Jonas (GER)	4	264	1								4						
22	PONSSON Christophe (FRA)	4	264	0		4												
23	RAMOS Roman (ESP)	4	264	0					3		1							
24	FERRARI Matteo (ITA)	4	264	0							2	2						
25	TAKAHASHI Takumi (JPN)	2	266	2					1	1								

19/09/2020 First Line: Race 1 & 2 - Second Line: Tissot Superpole Race

These data/results cannot be reproduced, stored and/or transmitted in whole or in part by any manner of electronic, mechanical, photocopying, recording, broadcasting or otherwise now known or herein after developed without the previous express consent by the copyright owner, except for reproduction in daily press and regular printed publications on sale to the public within 60 days of the event related to those data/results and always provided that copyright symbol appears together as follows below.

© DORNA WSBK ORGANIZATION Srl 2020



Acerbis Catalunya Round, 18 - 20 September 2020
Championship Standings

Circuit de Barcelona 4.627 m

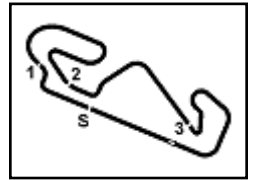
2 / 2

Points	Points From First	Points From Previous	Independent Riders														
			March 1 PHILLIP ISLAND	August 2 JEREZ	August 9 PORTIMÃO	August 30 ARAGON	September 6 TERUEL	September 20 BARCELONA	October 4 MAGNY-COURS	October 18 ESTORIL							
1	RINALDI Michael Ruben (ITA)	140	6 1	10 13	11 10	13 11	25 20	9 7									
2	BAZ Loris (FRA)	78 62	9 3	8 6	11 7	10 1	9 4	8 8	2 2								
3	GERLOFF Garrett (USA)	47 93 31	2	5 2	6 2	5 5	6 6	5 6	8 8								
4	CARICASULO Federico (ITA)	37 103 10	4		1 7	7 3	7 7	1 1									
5	FORES Xavi (ESP)	36 104 1	5	3 3	3 3	8 5	3 3	3 3									
6	MELANDRI Marco (ITA)	23 117 13		8 7	2 2	4 4											
7	CORTESE Sandro (GER)	14 126 9	3 7	2 2													
8	MERCADO Leandro (ARG)	12 128 2		1	6 5												
9	SCHEIB Maximilian (CHI)	11 129 1	1 9			1											
10	BARRIER Sylvain (FRA)	5 135 6			1 4												
11	FOLGER Jonas (GER)	4 136 1					4										
12	PONSSON Christophe (FRA)	4 136 0		4													
13	RAMOS Roman (ESP)	4 136 0				3	1										
14	FERRARI Matteo (ITA)	4 136 0					2 2										
15	TAKAHASHI Takumi (JPN)	2 138 2				1	1										

19/09/2020 First Line: Race 1 & 2 - Second Line: Tissot Superpole Race

These data/results cannot be reproduced, stored and/or transmitted in whole or in part by any manner of electronic, mechanical, photocopying, recording, broadcasting or otherwise now known or herein after developed without the previous express consent by the copyright owner, except for reproduction in daily press and regular printed publications on sale to the public within 60 days of the event related to those data/results and always provided that copyright symbol appears together as follows below.

© DORNA WSBK ORGANIZATION Srl 2020



Circuit de Barcelona 4.627 m

Acerbis Catalunya Round, 18 - 20 September 2020 Provisional Starting Grid - Tissot Superpole Race

10 Laps x 4,627 km = 46,270 km

Pos	Number	Rider	Team	Time
1	1	REA J.	Kawasaki	1'41.619
2	54	RAZGATLIOGLU T.	Yamaha	1'41.713
3	19	BAUTISTA A.	Honda	1'41.757
4	66	SYKES T.	BMW	1'41.823
5	60	VAN DER MARK M.	Yamaha	1'41.973
6	21	RINALDI M.	Ducati	1'42.216
7	45	REDDING S.	Ducati	1'42.222
8	22	LOWES A.	Kawasaki	1'42.259
9	76	BAZ L.	Yamaha	1'42.320
10	91	HASLAM L.	Honda	1'42.421
11	7	DAVIES C.	Ducati	1'42.422
12	50	LAVERTY E.	BMW	1'42.555
13	64	CARICASULO F.	Yamaha	1'42.586
14	12	FORES X.	Kawasaki	1'42.615
15	31	GERLOFF G.	Yamaha	1'42.663
16	20	BARRIER S.	Ducati	1'43.243
17	97	CAVALIERI S.	Ducati	1'43.493
18	87	ZANETTI L.	Ducati	1'44.086
19	13	TAKAHASHI T.	Honda	1'44.288
20	53	DEBISE V.	Kawasaki	1'45.035
21	94	FOLGER J.	Yamaha	

19/09/2020 The Race Director

These data/results cannot be reproduced, stored and/or transmitted in whole or in part by any manner of electronic, mechanical, photocopying, recording, broadcasting or otherwise now known or herein after developed without the previous express consent by the copyright owner, except for reproduction in daily press and regular printed publications on sale to the public within 60 days of the event related to those data/results and always provided that copyright symbol appears together as follows below.

© DORNA WSBK ORGANIZATION Srl 2020

FIAT PERUGIA TIMING



Official Tyre Supplier



Official Timekeeper