

## Acerbis Catalunya Round, 18 - 20 September 2020

### Chronological Analysis Race 1

Circuit de Barcelona 4.627 m

Start at 14:00'41.412

1 / 4

1° 1 J. REA (1'42.797)							
Lap	Seg.1	Seg.2	Seg.3	Seg.4	Lap Time	km/h	Local Time
1			21.194	<b>31.417</b>	1'46.136	256,5	14:02'27.548
2	17.862	32.193	21.249	31.493	<b>1'42.797</b>	305,1	14:04'10.345
3	17.948	32.214	21.215	31.487	1'42.864	305,1	14:05'53.209
4	17.890	32.183	21.403	31.641	1'43.117	305,9	14:07'36.326
5	17.777	<b>32.167</b>	21.384	31.578	1'42.906	307,7	14:09'19.232
6	17.785	32.243	<b>21.165</b>	31.722	1'42.915	<b>308,6</b>	14:11'02.147
7	17.817	32.335	21.343	31.713	1'43.208	307,7	14:12'45.355
8	17.850	32.403	21.296	31.746	1'43.295	306,8	14:14'28.650
9	17.775	32.416	21.381	31.668	1'43.240	306,8	14:16'11.890
10	<b>17.725</b>	32.408	21.357	31.687	1'43.177	307,7	14:17'55.067
11	17.815	32.455	21.308	31.742	1'43.320	305,9	14:19'38.387
12	17.877	32.490	21.296	31.975	1'43.638	306,8	14:21'22.025
13	17.905	32.653	21.407	31.911	1'43.876	305,9	14:23'05.901
14	17.758	32.584	21.379	31.874	1'43.595	306,8	14:24'49.496
15	17.928	32.735	21.452	32.140	1'44.255	305,9	14:26'33.751
16	17.954	32.647	21.385	31.898	1'43.884	306,8	14:28'17.635
17	17.845	32.905	21.427	32.017	1'44.194	<b>308,6</b>	14:30'01.829
18	17.862	32.836	21.523	32.163	1'44.384	<b>308,6</b>	14:31'46.219
19	17.966	32.860	21.506	32.226	1'44.558	306,8	14:33'30.771
20	18.013	33.005	21.595	32.273	1'44.886	305,1	14:35'15.657
Race Time 34'34.245							

16	17.745	32.695	21.391	32.078	1'43.909	318,6	14:28'22.224
17	17.739	32.817	21.355	32.071	1'43.982	320,5	14:30'06.206
18	<b>17.632</b>	32.960	21.396	32.014	1'44.002	318,6	14:31'50.208
19	17.865	33.015	21.484	32.268	1'44.632	316,7	14:33'34.840
20	18.080	33.166	21.541	32.489	1'45.276	314,9	14:35'20.116
Race Time 34'38.704							

2° 45 S. REDDING (1'42.975)							
Lap	Seg.1	Seg.2	Seg.3	Seg.4	Lap Time	km/h	Local Time
1		<b>32.257</b>	21.196	<b>31.485</b>	1'46.628	267,3	14:02'28.040
2	17.796	32.760	21.291	31.594	1'43.441	314,0	14:04'11.481
3	17.794	32.361	21.326	31.614	1'43.095	316,7	14:05'54.576
4	17.805	32.449	21.228	31.647	1'43.129	315,8	14:07'37.705
5	17.660	32.431	<b>21.183</b>	31.701	<b>1'42.975</b>	317,6	14:09'20.680
6	17.661	32.543	21.231	31.671	1'43.106	318,6	14:11'03.786
7	17.741	32.483	21.274	31.646	1'43.144	317,6	14:12'46.930
8	17.685	32.500	21.266	31.742	1'43.193	318,6	14:14'30.123
9	<b>17.626</b>	32.511	21.296	31.755	1'43.188	<b>319,5</b>	14:16'13.311
10	17.722	32.711	21.286	31.756	1'43.475	312,1	14:17'56.786
11	17.853	32.640	21.314	31.761	1'43.568	312,1	14:19'40.354
12	17.855	32.706	21.302	31.864	1'43.727	313,0	14:21'24.081
13	17.820	32.638	21.384	31.796	1'43.638	313,0	14:23'07.719
14	17.821	32.739	21.338	31.854	1'43.752	312,1	14:24'51.471
15	17.774	32.717	21.344	32.043	1'43.878	312,1	14:26'35.349
16	17.797	32.770	21.277	32.134	1'43.978	312,1	14:28'19.327
17	17.751	32.865	21.380	32.142	1'44.138	314,0	14:30'03.465
18	17.831	32.979	21.458	32.143	1'44.411	314,0	14:31'47.876
19	17.989	33.107	21.541	32.255	1'44.892	312,1	14:33'32.768
20	17.922	33.206	21.760	32.626	1'45.514	311,2	14:35'18.282
Race Time 34'36.870							

4° 60 M. VAN DER MARK (1'43.227)							
Lap	Seg.1	Seg.2	Seg.3	Seg.4	Lap Time	km/h	Local Time
1							
2	17.926	32.359	21.510	31.484	1'43.279	311,2	14:04'11.996
3	17.844	32.368	21.519	31.496	<b>1'43.227</b>	308,6	14:05'55.223
4	18.043	32.419	21.476	31.558	1'43.496	307,7	14:07'38.719
5	17.943	<b>32.326</b>	<b>21.403</b>	31.649	1'43.321	309,5	14:09'22.040
6	17.874	32.389	21.415	31.646	1'43.324	308,6	14:11'05.364
7	17.826	32.360	21.465	31.615	1'43.266	307,7	14:12'48.630
8	18.077	32.502	21.610	31.767	1'43.956	305,9	14:14'32.586
9	17.842	32.471	21.582	31.785	1'43.680	308,6	14:16'16.266
10	17.881	32.565	21.514	31.651	1'43.611	309,5	14:17'59.877
11	17.901	32.382	21.455	31.787	1'43.525	306,8	14:19'43.402
12	17.914	32.607	21.561	31.748	1'43.830	307,7	14:21'27.232
13	17.887	32.555	21.537	31.932	1'43.911	309,5	14:23'11.143
14	<b>17.799</b>	32.669	21.558	31.753	1'43.779	<b>313,0</b>	14:24'54.922
15	17.931	32.700	21.564	31.993	1'44.188	310,3	14:26'39.110
16	18.045	32.728	21.559	31.930	1'44.262	311,2	14:28'23.372
17	17.944	32.730	21.586	31.924	1'44.184	310,3	14:30'07.556
18	17.902	32.892	21.551	32.052	1'44.397	311,2	14:31'51.953
19	18.048	32.870	21.585	32.219	1'44.722	311,2	14:33'36.675
20	18.100	32.984	21.743	32.233	1'45.060	305,9	14:35'21.735
Race Time 34'40.323							

3° 7 C. DAVIES (1'43.116)							
Lap	Seg.1	Seg.2	Seg.3	Seg.4	Lap Time	km/h	Local Time
1		32.815	21.598	31.846	1'48.632	272,7	14:02'30.044
2	18.039	32.535	21.286	<b>31.586</b>	1'43.446	309,5	14:04'13.490
3	17.753	<b>32.442</b>	<b>21.250</b>	31.671	<b>1'43.116</b>	318,6	14:05'56.606
4	17.802	32.448	21.448	31.641	1'43.339	319,5	14:07'39.945
5	17.638	32.511	21.287	31.973	1'43.409	323,4	14:09'23.354
6	17.771	32.533	21.482	31.821	1'43.607	320,5	14:11'06.961
7	17.757	32.600	21.258	31.739	1'43.354	317,6	14:12'50.315
8	17.710	32.538	21.271	31.796	1'43.315	317,6	14:14'33.630
9	17.763	32.596	21.371	31.889	1'43.619	318,6	14:16'17.249
10	17.693	32.640	21.327	31.877	1'43.537	320,5	14:18'00.786
11	17.789	32.492	21.305	31.795	1'43.381	317,6	14:19'44.167
12	17.712	32.580	21.380	31.746	1'43.418	319,5	14:21'27.585
13	17.699	32.623	21.251	31.726	1'43.299	<b>325,3</b>	14:23'10.884
14	17.721	32.554	21.404	31.904	1'43.583	<b>319,5</b>	14:24'54.467
15	17.720	32.671	21.374	32.083	1'43.848	322,4	14:26'38.315

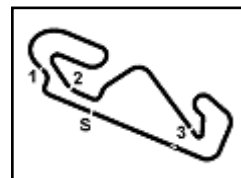
5° 19 A. BAUTISTA (1'43.017)							
Lap	Seg.1	Seg.2	Seg.3	Seg.4	Lap Time	km/h	Local Time
1							
2	17.705	32.452	<b>21.249</b>	31.648	1'43.054	319,5	14:04'12.855
3	17.730	32.472	21.426	31.663	1'43.291	319,5	14:05'56.146
4	17.753	32.429	21.372	31.693	1'43.247	320,5	14:07'39.393
5	17.661	<b>32.354</b>	21.379	31.681	1'43.075	322,4	14:09'22.468
6	17.827	32.435	21.355	31.781	1'43.398	323,4	14:11'05.866
7	17.694	32.404	21.322	<b>31.597</b>	<b>1'43.017</b>	323,4	14:12'48.883
8	<b>17.535</b>	32.519	21.344	31.720	1'43.118	322,4	14:14'32.001
9	17.669	32.630	21.416	31.817	1'43.532	319,5	14:16'15.533
10	17.651	32.522	21.301	32.047	1'43.521	321,4	14:17'59.054
11	17.709	32.544	21.645	31.798	1'43.696	321,4	14:19'42.750
12	17.747	32.680	21.545	31.799	1'43.771	320,5	14:21'26.521
13	17.729	32.740	21.419	31.888	1'43.776	320,5	14:23'10.297
14	17.756	32.816	21.492	31.791	1'43.855	321,4	14:24'54.152
15	18.572	33.036	21.553	32.032	1'45.193	321,4	14:26'39.345
16	17.739	32.988	21.644	32.105	1'44.476	324,3	14:28'23.821
17	17.797	32.835	21.597	32.088	1'44.317	<b>325,3</b>	14:30'08.138
18	17.810	32.903	21.623	32.015	1'44.351	<b>325,3</b>	14:31'52.489
19	18.443	32.933	21.582	32.451	1'45.409	323,4	14:33'37.898
20	18.030	32.953	21.529	32.236	1'44.748	322,4	14:35'22.646
Race Time 34'41.234							

6° 54 T. RAZGATLIOGLU (1'43.233)							
Lap	Seg.1	Seg.2	Seg.3	Seg.4	Lap Time	km/h	Local Time
1							
2	18.240	<b>32.379</b>	21.352	<b>31.507</b>	1'43.478	303,4	14:04'12.999
3	17.792	32.466	21.431	31.544	<b>1'43.233</b>	310,3	14:05'56.232
4	17.828	32.629	21.399	31.676	1'43.532	311,2	14:07'39.764
5	18.005	32.649	21.375	31.701	1'43.730	311,2	14:09'23.494
6	17.821	32.688	21.410	31.658	1'43.577	<b>315,8</b>	14:11'07.071
7	17.863	32.654	21.415	31.544	1'43.476	314,0	14:12'50.547
8	17.773	32.605	<b>21.340</b>	31.613	1'43.331	311,2	14:14'33.878
9	17.795	32.663	21.454	31.630	1'43.542	313,0	14:16'17.420

19/09/2020 P = Pits In/Out - C = Lap Time Cancelled

These data/results cannot be reproduced, stored and/or transmitted in whole or in part by any manner of electronic, mechanical, photocopying, recording, broadcasting or otherwise now known or herein after developed without the previous express consent by the copyright owner, except for reproduction in daily press and regular printed publications on sale to the public within 60 days of the event related to those data/results and always provided that copyright symbol appears together as follows below.

© DORNA WSBK ORGANIZATION Srl 2020



## Acerbis Catalunya Round, 18 - 20 September 2020

### Chronological Analysis Race 1

Circuit de Barcelona 4.627 m

Start at 14:00'41.412

2 / 4

10	17.806	32.667	21.372	31.668	1'43.513	314,9	14:18'00.933	4	18.062	32.555	21.506	32.052	1'44.175	306,8	14:07'42.074
11	<b>17.758</b>	32.648	21.442	31.718	1'43.566	314,0	14:19'44.499	5	17.974	32.569	21.626	31.927	1'44.096	308,6	14:09'26.170
12	17.801	32.805	21.501	31.794	1'43.901	311,2	14:21'28.400	6	18.026	<b>32.502</b>	21.511	31.834	1'43.873	308,6	14:11'10.043
13	17.990	32.768	21.469	31.894	1'44.121	309,5	14:23'12.521	7	17.989	32.556	21.391	31.746	<b>1'43.682</b>	307,7	14:12'53.725
14	17.974	32.785	21.485	31.947	1'44.191	307,7	14:24'56.712	8	18.016	32.569	21.454	31.930	1'43.969	307,7	14:14'37.694
15	18.033	32.971	21.606	32.055	1'44.665	307,7	14:26'41.377	9	17.930	32.649	21.432	31.843	1'43.854	305,9	14:16'21.548
16	17.978	32.928	21.391	31.952	1'44.249	307,7	14:28'25.626	10	18.008	32.577	21.510	31.801	1'43.896	308,6	14:18'05.444
17	17.968	32.994	21.526	32.070	1'44.558	308,6	14:30'10.184	11	18.052	32.629	<b>21.374</b>	32.253	1'44.308	306,8	14:19'49.752
18	17.826	32.987	21.503	32.021	1'44.337	309,5	14:31'54.521	12	17.962	32.893	21.568	32.068	1'44.491	309,5	14:21'34.243
19	18.008	33.032	21.571	32.124	1'44.735	306,8	14:33'39.256	13	18.076	32.750	21.537	32.007	1'44.370	305,9	14:23'18.613
20	18.063	33.001	21.776	32.331	1'45.171	309,5	14:35'24.427	14	17.954	32.731	21.649	32.190	1'44.524	307,7	14:25'03.137

Race Time 34'43.015

7° 21 M. RINALDI (1'42.880)							
Lap	Seg.1	Seg.2	Seg.3	Seg.4	Lap Time	km/h	Local Time
1		<b>32.166</b>	21.306	31.709	1'46.800	266,7	14:02'28.212
2	17.904	32.372	21.242	<b>31.494</b>	1'43.012	305,9	14:04'11.224
3	17.872	32.323	21.276	31.572	1'43.043	310,3	14:05'54.267
4	17.865	32.372	21.279	31.558	1'43.074	311,2	14:07'37.341
5	<b>17.737</b>	32.367	<b>21.206</b>	31.570	<b>1'42.880</b>	313,0	14:09'20.221
6	17.788	32.420	21.335	31.640	1'43.183	313,0	14:11'03.404
7	17.782	32.438	21.366	31.575	1'43.161	312,1	14:12'46.565
8	17.754	32.522	21.337	31.789	1'43.402	313,0	14:14'29.967
9	17.956	32.651	21.467	31.786	1'43.860	312,1	14:16'13.827
10	17.890	32.533	21.342	31.780	1'43.545	<b>317,6</b>	14:17'57.372
11	17.807	32.613	21.403	31.709	1'43.532	314,0	14:19'40.904
12	17.780	32.656	21.446	31.805	1'43.687	314,9	14:21'24.591
13	17.809	32.746	21.384	31.775	1'43.714	314,0	14:23'08.305
14	17.865	32.796	21.533	31.965	1'44.159	314,0	14:24'52.464
15	17.920	32.861	21.491	32.094	1'44.366	313,0	14:26'36.830
16	17.955	32.835	21.378	32.143	1'44.311	313,0	14:28'21.141
17	17.925	33.081	21.597	32.344	1'44.947	312,1	14:30'06.088
18	18.190	33.270	21.636	32.423	1'45.519	310,3	14:31'51.607
19	18.054	33.453	21.919	32.696	1'46.122	313,0	14:33'37.729
20	18.445	33.793	22.590	34.776	1'49.604	314,0	14:35'27.333

Race Time 34'45.921

8° 31 G. GERLOFF (1'43.824)							
Lap	Seg.1	Seg.2	Seg.3	Seg.4	Lap Time	km/h	Local Time
1		33.258	21.705	31.974	1'49.780	265,4	14:02'31.192
2	18.045	<b>32.584</b>	21.402	32.320	1'44.351	314,9	14:04'15.543
3	18.035	32.618	21.578	31.922	1'44.153	310,3	14:05'59.696
4	18.199	32.608	21.536	32.168	1'44.511	312,1	14:07'44.207
5	18.190	32.753	21.417	31.790	1'44.150	<b>315,8</b>	14:09'28.357
6	17.945	32.672	<b>21.376</b>	31.891	1'43.884	312,1	14:11'12.241
7	17.977	32.686	21.416	31.802	1'43.881	307,7	14:12'56.122
8	18.003	32.740	21.535	31.994	1'44.272	310,3	14:14'40.394
9	18.062	32.704	21.512	31.876	1'44.154	306,8	14:16'24.548
10	17.940	32.702	21.451	<b>31.733</b>	1'43.826	308,6	14:18'08.374
11	17.899	32.655	21.861	31.875	1'44.290	307,7	14:19'52.664
12	<b>17.876</b>	32.757	21.444	31.795	1'43.872	307,7	14:21'36.536
13	17.959	32.754	21.519	31.867	1'44.099	306,8	14:23'20.635
14	17.931	32.687	21.443	31.763	<b>1'43.824</b>	314,0	14:25'04.459
15	17.908	32.731	21.485	31.938	1'44.062	306,8	14:26'48.521
16	17.905	32.857	21.578	31.966	1'44.306	309,5	14:28'32.827
17	18.019	32.827	21.462	31.980	1'44.288	307,7	14:30'17.115
18	17.981	32.814	21.548	31.994	1'44.337	308,6	14:32'01.452
19	18.074	32.911	21.617	32.191	1'44.793	306,8	14:33'46.245
20	18.094	32.996	21.678	32.283	1'45.051	305,1	14:35'31.296

Race Time 34'49.884

9° 22 A. LOWES (1'43.682)							
Lap	Seg.1	Seg.2	Seg.3	Seg.4	Lap Time	km/h	Local Time
1		32.863	21.570	31.925	1'48.886	266,7	14:02'30.298
2	18.077	32.518	21.491	<b>31.668</b>	1'43.754	<b>313,0</b>	14:04'14.052
3	<b>17.853</b>	32.609	21.399	31.986	1'43.847	310,3	14:05'57.899

10° 91 L. HASLAM (1'43.791)							
Lap	Seg.1	Seg.2	Seg.3	Seg.4	Lap Time	km/h	Local Time
1		33.166	21.829	32.355	1'50.262	269,3	14:02'31.674
2	18.102	32.770	21.519	32.142	1'44.533	319,5	14:04'16.207
3	18.334	32.624	21.489	31.873	1'44.320	<b>320,5</b>	14:06'00.527
4	18.065	32.799	21.604	31.984	1'44.452	314,0	14:07'44.979
5	18.105	32.801	21.574	31.949	1'44.429	313,0	14:09'29.408
6	18.017	32.707	21.420	31.899	1'44.043	315,8	14:11'13.451
7	18.017	32.619	21.407	<b>31.748</b>	<b>1'43.791</b>	315,8	14:12'57.242
8	18.090	32.634	21.467	31.767	1'43.958	317,6	14:14'41.200
9	18.052	32.745	21.716	31.961	1'44.474	317,6	14:16'25.674
10	<b>17.889</b>	32.749	21.547	32.082	1'44.267	319,5	14:18'09.941
11	18.026	32.616	21.671	31.863	1'44.176	318,6	14:19'54.117
12	17.909	32.708	<b>21.377</b>	32.299	1'44.293	316,7	14:21'38.410
13	18.127	32.627	21.487	31.867	1'44.108	313,0	14:23'22.518
14	17.973	<b>32.603</b>	21.492	31.979	1'44.047	314,9	14:25'06.565
15	18.004	33.053	21.576	31.980	1'44.613	315,8	14:26'51.178
16	18.289	33.120	21.825	32.087	1'45.321	318,6	14:28'36.499
17	18.068	32.749	21.632	31.989	1'44.438	314,0	14:30'20.937
18	18.492	33.165	21.855	32.635	1'46.147	314,9	14:32'07.084
19	18.404	33.157	21.729	32.150	1'45.440	311,2	14:33'52.524
20	18.039	33.039	21.839	32.560	1'45.477	310,3	14:35'38.001

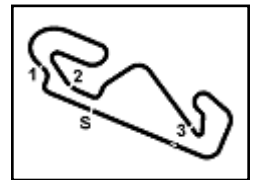
Race Time 34'52.373

11° 50 E. LAVERTY (1'43.980)							
Lap	Seg.1	Seg.2	Seg.3	Seg.4	Lap Time	km/h	Local Time
1		33.039	21.719	31.807	1'49.285	268,0	14:02'30.697
2	18.422	32.997	21.584	32.317	1'45.320	<b>321,4</b>	14:04'16.017
3	18.516	33.106	21.641	32.001	1'45.264	316,7	14:06'01.281
4	18.124	32.853	21.603	32.048	1'44.628	314,9	14:07'45.909
5	18.120	32.749	<b>21.527</b>	32.000	1'44.396	315,8	14:09'30.305
6	18.073	32.707	21.631	31.975	1'44.386	315,8	14:11'14.691
7	18.059	32.775	21.538	31.936	1'44.308	314,9	14:12'58.999
8	17.961	32.717	21.542	<b>31.760</b>	<b>1'43.980</b>	315,8	14:14'42.979
9	17.975	32.733	21.590	31.935	1'44.233	316,7	14:16'27.212
10	18.005	32.815	21.643	32.094	1'44.557	315,8	14:18'11.769
11	17.977	<b>32.613</b>	21.606	32.183	1'44.379	314,9	14:19'56.148
12	17.990	32.785	21.616	32.087	1'44.478	314,9	14:21'40.626
13	18.015	32.762	21.719	32.142	1'44.638	314,0	14:23'25.264
14	18.050	32.914	21.639	32.142	1'44.745	314,9	14:25'10.009
15	18.004	32.899	21.708	32.125	1'44.736	315,8	14:26'54.745
16	17.936	32.882	21.639	32.131	1'44.588	316,7	14:28'39.333
17	<b>17.928</b>	32.863	21.712	32.168	1'44.671	316,7	14:30'24.004
18	17.993	32.812	21.615	31.965	1'44.385	317,6	14:32'08.389
19	18.071	32.902	21.571	32.130	1'44.674	316,7	14:33'53.063
20	17.984	33.144	21.698	32.228	1'45.054	317,6	14:35'38.117

19/09/2020 P = Pits In/Out - C = Lap Time Cancelled

These data/results cannot be reproduced, stored and/or transmitted in whole or in part by any manner of electronic, mechanical, photocopying, recording, broadcasting or otherwise now known or herein after developed without the previous express consent by the copyright owner, except for reproduction in daily press and regular printed publications on sale to the public within 60 days of the event related to those data/results and always provided that copyright symbol appears together as follows below.

© DORNA WSBK ORGANIZATION Srl 2020



## Acerbis Catalunya Round, 18 - 20 September 2020

### Chronological Analysis Race 1

Circuit de Barcelona 4.627 m

Start at 14:00'41.412

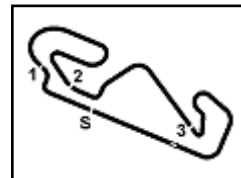
3 / 4

12° 94 J. FOLGER (1'43.677)								15° 64 F. CARICASULO (1'43.781)							
Lap	Seg.1	Seg.2	Seg.3	Seg.4	Lap Time	km/h	Local Time	Lap	Seg.1	Seg.2	Seg.3	Seg.4	Lap Time	km/h	Local Time
1		33.325	21.839	32.133	1'50.729	257,8	14:02'32.141	1		33.315	21.611	32.359	1'50.338	266,7	14:02'31.750
2	18.278	32.516	<b>21.391</b>	32.000	1'44.185	307,7	14:04'16.326	2	18.267	<b>32.365</b>	<b>21.400</b>	32.010	1'44.042	313,0	14:04'15.792
3	18.193	<b>32.362</b>	21.455	<b>31.667</b>	<b>1'43.677</b>	314,0	14:06'00.003	3	17.986	32.653	21.538	31.841	1'44.018	314,9	14:05'59.810
4	18.179	33.077	21.667	31.824	1'44.747	313,0	14:07'44.750	4	18.205	32.751	21.472	31.944	1'44.372	311,2	14:07'44.182
5	17.974	32.567	21.499	31.799	1'43.839	314,9	14:09'28.589	5	18.221	32.580	21.455	31.726	1'43.982	315,8	14:09'28.164
6	17.976	32.575	21.554	32.074	1'44.179	308,6	14:11'12.768	6	<b>17.822</b>	32.593	21.723	32.224	1'44.362	311,2	14:11'12.526
7	17.981	32.635	21.622	31.762	1'44.000	313,0	14:12'56.768	7	17.985	32.644	21.491	<b>31.661</b>	<b>1'43.781</b>	313,0	14:12'56.307
8	17.901	32.661	21.657	31.840	1'44.059	313,0	14:14'40.827	8	18.020	32.770	21.540	31.968	1'44.298	314,9	14:14'40.605
9	18.070	32.954	21.503	31.711	1'44.238	314,9	14:16'25.065	9	18.150	32.905	21.697	32.144	1'44.896	<b>316,7</b>	14:16'25.501
10	<b>17.868</b>	32.607	21.504	31.747	1'43.726	313,0	14:18'08.791	10	17.832	32.648	21.635	31.928	1'44.043	314,9	14:18'09.544
11	17.977	32.567	21.565	32.144	1'44.253	310,3	14:19'53.044	11	17.940	32.814	21.656	32.046	1'44.456	314,9	14:19'54.000
12	17.973	32.703	21.499	31.994	1'44.169	311,2	14:21'37.213	12	18.142	32.936	21.656	32.029	1'44.763	309,5	14:21'38.763
13	17.941	32.729	21.496	32.028	1'44.194	309,5	14:23'21.407	13	18.047	33.056	21.687	32.272	1'45.062	313,0	14:23'23.825
14	17.983	32.804	21.592	31.937	1'44.316	309,5	14:25'05.723	14	17.953	32.956	21.700	32.171	1'44.780	312,1	14:25'08.605
15	18.216	33.235	21.599	32.239	1'45.289	<b>316,7</b>	14:26'51.012	15	18.196	33.234	21.784	32.316	1'45.530	308,6	14:26'54.135
16	18.444	32.909	21.511	32.169	1'45.033	310,3	14:28'36.045	16	18.070	33.093	21.665	32.328	1'45.156	311,2	14:28'39.291
17	17.981	32.916	21.593	32.231	1'44.721	310,3	14:30'20.766	17	18.238	33.239	21.740	32.315	1'45.532	311,2	14:30'24.823
18	18.318	33.781	21.862	32.412	1'46.373	309,5	14:32'07.139	18	18.085	33.147	21.859	32.779	1'45.870	314,9	14:32'10.693
19	18.219	33.067	21.663	32.362	1'45.311	314,9	14:33'52.450	19	18.338	33.507	21.706	34.797	1'48.348	314,0	14:33'59.041
20	18.343	33.382	21.945	32.471	1'46.141	307,7	14:35'38.591	20	18.571	33.804	22.459	33.662	1'48.496	306,8	14:35'47.537
Race Time 34'56.705								Race Time 35'00.328							
13° 12 X. FORES (1'43.475)								16° 97 S. CAVALIERI (1'44.671)							
Lap	Seg.1	Seg.2	Seg.3	Seg.4	Lap Time	km/h	Local Time	Lap	Seg.1	Seg.2	Seg.3	Seg.4	Lap Time	km/h	Local Time
1		33.102	21.674	31.789	1'49.394	265,4	14:02'30.806	1		33.475	22.222	32.242	1'51.091	271,4	14:02'32.503
2	<b>17.907</b>	32.642	21.535	31.912	1'43.996	304,2	14:04'14.802	2	18.142	32.856	21.734	32.349	1'45.081	298,3	14:04'17.584
3	18.250	32.751	21.483	32.146	1'44.630	301,7	14:05'59.432	3	18.279	33.019	21.699	32.486	1'45.483	303,4	14:06'03.067
4	17.922	<b>32.494</b>	<b>21.353</b>	<b>31.706</b>	<b>1'43.475</b>	304,2	14:07'42.907	4	17.989	33.464	<b>21.540</b>	32.403	1'45.396	310,3	14:07'48.463
5	17.977	32.543	21.515	31.843	1'43.878	308,6	14:09'26.785	5	18.055	32.937	22.120	<b>32.048</b>	1'45.160	<b>312,1</b>	14:09'33.623
6	17.967	32.520	21.470	31.822	1'43.779	308,6	14:11'10.564	6	18.055	32.838	21.555	32.426	1'44.874	309,5	14:11'18.497
7	17.953	32.522	21.405	31.773	1'43.653	308,6	14:12'54.217	7	18.078	<b>32.791</b>	21.694	32.108	<b>1'44.671</b>	308,6	14:13'03.168
8	18.052	32.579	21.395	32.095	1'44.121	308,6	14:14'38.338	8	18.048	32.904	21.656	32.251	1'44.859	308,6	14:14'48.027
9	17.992	32.598	21.399	32.637	1'44.626	307,7	14:16'22.964	9	18.063	32.968	21.680	32.235	1'44.946	307,7	14:16'32.973
10	18.023	32.656	21.506	32.011	1'44.196	305,9	14:18'07.160	10	18.058	32.998	21.821	32.257	1'45.134	309,5	14:18'18.107
11	18.026	32.649	21.667	31.981	1'44.323	304,2	14:19'51.483	11	18.078	33.028	21.821	32.171	1'45.098	308,6	14:20'03.205
12	18.054	32.805	21.600	32.050	1'44.509	305,9	14:21'35.992	12	18.074	33.047	21.749	32.267	1'45.137	307,7	14:21'48.342
13	18.080	32.856	21.529	32.041	1'44.506	303,4	14:23'20.498	13	18.039	33.145	21.768	32.262	1'45.214	307,7	14:23'33.556
14	18.200	33.034	21.606	32.197	1'45.037	303,4	14:25'05.535	14	18.041	33.112	21.612	32.454	1'45.219	306,8	14:25'18.775
15	18.288	33.077	21.668	32.375	1'45.408	307,7	14:26'50.943	15	18.057	33.105	21.708	32.296	1'45.166	307,7	14:27'03.941
16	18.635	33.271	21.825	32.374	1'46.105	301,7	14:28'37.048	16	<b>17.962</b>	33.133	21.734	32.422	1'45.251	309,5	14:28'49.192
17	18.078	33.109	21.701	32.529	1'45.417	<b>310,3</b>	14:30'22.465	17	18.010	33.326	21.889	32.446	1'45.671	309,5	14:30'34.863
18	18.174	33.230	21.758	32.586	1'45.748	306,8	14:32'08.213	18	18.110	33.282	21.984	32.385	1'45.761	309,5	14:32'20.624
19	18.383	33.267	21.843	32.692	1'46.185	301,7	14:33'54.398	19	18.141	33.380	21.859	32.493	1'45.873	307,7	14:34'06.497
20	18.255	33.542	21.787	33.103	1'46.687	303,4	14:35'41.085	20	18.111	33.453	21.805	33.152	1'46.521	305,9	14:35'53.018
Race Time 34'59.673								Race Time 35'11.606							
14° 76 L. BAZ (1'44.265)								17° 87 L. ZANETTI (1'44.917)							
Lap	Seg.1	Seg.2	Seg.3	Seg.4	Lap Time	km/h	Local Time	Lap	Seg.1	Seg.2	Seg.3	Seg.4	Lap Time	km/h	Local Time
1		32.940	21.689	31.873	1'49.102	261,5	14:02'30.514	1		33.736	21.906	32.343	1'51.260	262,1	14:02'32.672
2	18.051	<b>32.584</b>	21.588	32.042	<b>1'44.265</b>	310,3	14:04'14.779	2	18.227	<b>32.836</b>	21.662	32.290	1'45.015	281,3	14:04'17.687
3	18.415	32.902	<b>21.529</b>	32.004	1'44.850	310,3	14:05'59.629	3	18.297	33.068	21.555	32.347	1'45.267	301,7	14:06'02.954
4	18.471	33.035	21.594	32.009	1'45.109	304,2	14:07'44.738	4	18.224	33.252	<b>21.546</b>	32.293	1'45.315	293,5	14:07'48.269
5	18.126	32.786	21.680	31.872	1'44.464	<b>314,9</b>	14:09'29.202	5	18.353	33.017	21.915	32.392	1'45.677	305,1	14:09'33.946
6	18.383	32.897	21.564	32.034	1'44.878	305,9	14:11'14.080	6	<b>17.972</b>	32.872	21.784	32.448	1'45.076	311,2	14:11'19.022
7	18.143	32.731	21.574	<b>31.855</b>	1'44.303	306,8	14:12'58.383	7	18.364	33.197	21.780	<b>32.225</b>	1'45.566	312,1	14:13'04.588
8	18.027	32.739	21.625	31.993	1'44.384	305,9	14:14'42.767	8	17.997	32.998	21.664	32.258	<b>1'44.917</b>	<b>313,0</b>	14:14'49.505
9	18.305	32.956	21.590	31.898	1'44.749	305,1	14:16'27.516								
10	18.057	32.824	21.607	31.942	1'44.430	309,5	14:18'11.946								
11	18.123	32.782	21.619	31.973	1'44.497	308,6	14:19'56.443								
12	18.081	32.804	21.686	31.965	1'44.536	307,7	14:21'40.979								
13	<b>18.018</b>	32.940	21.605	32.097	1'44.660	306,8	14:23'25.639								
14	18.050	32.926	21.742	31.967	1'44.685	306,8	14:25'10.324								

19/09/2020 P = Pits In/Out - C = Lap Time Cancelled

These data/results cannot be reproduced, stored and/or transmitted in whole or in part by any manner of electronic, mechanical, photocopying, recording, broadcasting or otherwise now known or herein after developed without the previous express consent by the copyright owner, except for reproduction in daily press and regular printed publications on sale to the public within 60 days of the event related to those data/results and always provided that copyright symbol appears together as follows below.

© DORNA WSBK ORGANIZATION Srl 2020



## Acerbis Catalunya Round, 18 - 20 September 2020

### Chronological Analysis Race 1

Circuit de Barcelona 4.627 m

Start at 14:00'41.412

4 / 4

9	17.985	33.057	21.697	32.289	1'45.028	306,8	14:16'34.533	3	18.455	33.216	21.946	<b>32.411</b>	1'46.028	298,3	14:06'08.904
10	18.282	33.129	21.662	32.350	1'45.423	305,9	14:18'19.956	4	18.435	33.144	21.768	33.403	1'46.750	301,7	14:07'55.654
11	18.058	33.056	21.826	32.313	1'45.253	304,2	14:20'05.209	5	18.361	33.343	21.970	32.846	1'46.520	300,8	14:09'42.174
12	18.611	33.100	21.800	32.272	1'45.783	305,9	14:21'50.992	6	18.389	33.353	22.007	32.691	1'46.440	300,8	14:11'28.614
13	18.127	33.149	21.724	32.301	1'45.301	304,2	14:23'36.293	7	18.414	33.178	21.975	32.689	1'46.256	299,2	14:13'14.870
14	18.137	33.161	21.698	32.480	1'45.476	304,2	14:25'21.769	8	18.325	33.315	22.012	32.824	1'46.476	300,0	14:15'01.346
15	18.077	33.259	21.774	32.511	1'45.621	304,2	14:27'07.390	9	18.351	33.334	21.947	32.838	1'46.470	300,8	14:16'47.816
16	18.134	33.202	21.696	32.407	1'45.439	305,1	14:28'52.829	10	18.246	33.255	21.972	32.693	1'46.166	302,5	14:18'33.982
17	18.128	33.255	21.827	32.542	1'45.752	305,9	14:30'38.581	11	18.210	33.307	21.834	32.511	<b>1'45.862</b>	300,8	14:20'19.844
18	18.040	33.262	21.841	32.502	1'45.645	305,9	14:32'24.226	12	18.233	33.287	21.836	32.972	1'46.328	300,8	14:22'06.172
19	18.136	33.220	21.843	32.636	1'45.835	304,2	14:34'10.061	13	<b>18.206</b>	33.331	21.996	32.596	1'46.129	300,0	14:23'52.301
20	18.291	33.450	21.847	32.676	1'46.264	303,4	14:35'56.325	14	18.238	33.199	21.901	32.638	1'45.976	299,2	14:25'38.277
Race Time 35'14.913															

#### 18° 20 S. BARRIER (1'45.025)

Lap	Seg.1	Seg.2	Seg.3	Seg.4	Lap Time	km/h	Local Time
1		33.521	21.914	<b>32.153</b>	1'50.603	264,1	14:02'32.015
2	18.266	33.104	21.779	32.273	1'45.422	305,9	14:04'17.437
3	18.251	32.962	<b>21.635</b>	32.177	<b>1'45.025</b>	308,6	14:06'02.462
4	18.103	<b>32.871</b>	21.739	32.510	1'45.223	308,6	14:07'47.685
5	18.335	32.954	21.687	32.260	1'45.236	306,8	14:09'32.921
6	18.199	32.986	21.792	32.894	1'45.871	307,7	14:11'18.792
7	18.523	33.043	21.790	32.328	1'45.684	310,3	14:13'04.476
8	18.240	33.589	21.749	32.303	1'45.881	309,5	14:14'50.357
9	18.169	32.991	21.793	32.424	1'45.377	309,5	14:16'35.734
10	18.308	33.015	21.887	32.256	1'45.466	309,5	14:18'21.200
11	18.178	33.242	21.791	32.253	1'45.464	310,3	14:20'06.664
12	18.159	33.120	21.777	32.227	1'45.283	308,6	14:21'51.947
13	<b>18.052</b>	33.476	21.768	32.476	1'45.772	<b>311,2</b>	14:23'37.719
14	18.159	33.135	21.882	32.445	1'45.621	309,5	14:25'23.340
15	18.235	33.398	22.029	32.566	1'46.228	309,5	14:27'09.568
16	18.320	33.417	21.970	32.695	1'46.402	309,5	14:28'55.970
17	18.251	33.335	21.964	32.819	1'46.369	308,6	14:30'42.339
18	18.314	33.465	22.149	33.111	1'47.039	308,6	14:32'29.378
19	18.498	33.651	21.954	32.774	1'46.877	303,4	14:34'16.255
20	18.567	33.570	22.060	33.206	1'47.403	305,1	14:36'03.658
Race Time 35'22.246							

#### RET 66 T. SYKES (1'44.603)

Lap	Seg.1	Seg.2	Seg.3	Seg.4	Lap Time	km/h	Local Time
1		32.714	<b>21.504</b>	<b>32.022</b>	1'48.242	255,9	14:02'29.654
2	<b>18.336</b>	32.727	21.708	32.196	1'44.967	299,2	14:04'14.621
3	18.352	32.693	21.576	32.112	1'44.733	307,7	14:05'59.354
4	18.350	<b>32.619</b>	21.515	32.119	<b>1'44.603</b>	305,9	14:07'43.957
5	18.758	36.674	22.349	45.568	2'03.349P	<b>308,6</b>	14:09'47.306
6	6'03.838	34.753	24.614	45.520	7'48.725P	208,9	14:17'36.031
Race Time 16'54.619							

#### 19° 13 T. TAKAHASHI (1'45.308)

Lap	Seg.1	Seg.2	Seg.3	Seg.4	Lap Time	km/h	Local Time
1		33.879	22.116	32.427	1'52.071	248,3	14:02'33.483
2	18.495	33.025	21.878	<b>32.150</b>	1'45.548	305,9	14:04'19.031
3	18.195	32.993	<b>21.779</b>	32.341	<b>1'45.308</b>	304,2	14:06'04.339
4	18.240	<b>32.973</b>	21.872	32.336	1'45.421	<b>307,7</b>	14:07'49.760
5	18.211	33.095	21.804	32.572	1'45.682	305,1	14:09'35.442
6	18.294	33.003	21.825	32.376	1'45.498	305,1	14:11'20.940
7	18.307	33.032	21.994	32.282	1'45.615	306,8	14:13'06.555
8	18.298	33.164	22.725	33.240	1'47.427	305,9	14:14'53.982
9	18.890	33.264	21.933	32.491	1'46.578	300,8	14:16'40.560
10	<b>18.100</b>	33.055	21.927	32.384	1'45.466	301,7	14:18'26.026
11	18.342	33.057	21.894	32.343	1'45.636	302,5	14:20'11.662
12	18.188	33.310	21.968	32.365	1'45.831	299,2	14:21'57.493
13	18.226	33.240	22.004	33.063	1'46.533	300,8	14:23'44.026
14	18.438	33.477	22.039	32.661	1'46.615	300,0	14:25'30.641
15	18.315	33.369	22.084	32.696	1'46.464	300,8	14:27'17.105
16	18.237	33.409	22.114	32.706	1'46.466	304,2	14:29'03.571
17	18.218	33.454			1'46.595	301,7	14:30'50.166
18	18.187	33.482	22.600	32.947	1'47.216	304,2	14:32'37.382
19	18.419	33.623	22.132	32.908	1'47.082	299,2	14:34'24.464
20	18.331	33.514	22.250	32.891	1'46.986	300,0	14:36'11.450
Race Time 35'30.038							

#### 20° 53 V. DEBISE (1'45.862)

Lap	Seg.1	Seg.2	Seg.3	Seg.4	Lap Time	km/h	Local Time
1		34.329	22.004	35.569	1'55.277	270,0	14:02'36.689
2	18.497	<b>33.125</b>	<b>21.686</b>	32.879	1'46.187	300,0	14:04'22.876

19/09/2020 P = Pits In/Out - C = Lap Time Cancelled

These data/results cannot be reproduced, stored and/or transmitted in whole or in part by any manner of electronic, mechanical, photocopying, recording, broadcasting or otherwise now known or herein after developed without the previous express consent by the copyright owner, except for reproduction in daily press and regular printed publications on sale to the public within 60 days of the event related to those data/results and always provided that copyright symbol appears together as follows below.

© DORNA WSBK ORGANIZATION Srl 2020

