

Acerbis Catalunya Round, 18 - 20 September 2020 Results Tissot Superpole Race

Circuit de Barcelona 4.627 m

Laps 10 = 46,270 Km - Time of Race 17'07.732 - Avg. 162,077 km/h

1 / 2

Pos	Grid	No. Rider	Nat	Team	Bike	Class	LL	Gap	Rel.	Fastest Lap	Speed	Qualifying	Speed
1	4	60 M. VAN DER MARK	NED	PATA YAMAHA WorldSBK Official Team	Yamaha YZF R1		10			1'42.075	312,1	1'41.973	313,0
2	1	1 J. REA	GBR	Kawasaki Racing Team WorldSBK	Kawasaki ZX-10RR		10	2.372	2.372	1'42.099	314,9	1'41.619	319,5
3	8	76 L. BAZ	FRA	Ten Kate Racing Yamaha	Yamaha YZF R1	IND	10	2.923	0.551	1'42.410	312,1	1'42.320	314,0
4	10	7 C. DAVIES	GBR	ARUBA.IT Racing - Ducati	Ducati Panigale V4 R		10	3.929	1.006	1'42.315	323,4	1'42.422	318,6
5	14	31 G. GERLOFF	USA	GRT Yamaha WorldSBK Junior Team	Yamaha YZF R1	IND	10	3.985	0.056	1'42.529	319,5	1'42.663	313,0
6	5	21 M. RINALDI	ITA	Team GOEVEVEN	Ducati Panigale V4 R	IND	10	6.487	2.502	1'42.556	321,4	1'42.216	317,6
7	7	22 A. LOWES	GBR	Kawasaki Racing Team WorldSBK	Kawasaki ZX-10RR		10	7.688	1.201	1'42.865	316,7	1'42.259	312,1
8	6	45 S. REDDING	GBR	ARUBA.IT Racing - Ducati	Ducati Panigale V4 R		10	8.573	0.885	1'42.726	322,4	1'42.222	317,6
9	3	66 T. SYKES	GBR	BMW Motorrad WorldSBK Team	BMW S1000 RR		10	10.071	1.498	1'42.895	316,7	1'41.823	314,0
10	20	94 J. FOLGER	GER	Bonovo Action by MGM Racing	Yamaha YZF R1	IND	10	12.709	2.638	1'43.012	319,5		292,7
11	11	50 E. LAVERTY	IRL	BMW Motorrad WorldSBK Team	BMW S1000 RR		10	12.713	0.004	1'43.053	318,6	1'42.555	316,7
12	13	12 X. FORES	ESP	Kawasaki Puccetti Racing	Kawasaki ZX-10RR	IND	10	13.027	0.314	1'43.289	314,0	1'42.615	309,5
13	17	87 L. ZANETTI	ITA	Motocorsa Racing	Ducati Panigale V4 R	IND	10	21.781	8.754	1'43.691	313,0	1'44.086	309,5
14	19	53 V. DEBISE	FRA	OUTDO Kawasaki TPR	Kawasaki ZX-10RR	IND	10	21.922	0.141	1'43.989	312,1	1'45.035	309,5
15	15	20 S. BARRIER	FRA	Brixx Performance	Ducati Panigale V4 R	IND	10	26.909	4.987	1'44.686	315,8	1'43.243	314,0
16	18	13 T. TAKAHASHI	JPN	MIE Racing HONDA Team	Honda CBR1000RR-R	IND	10	29.074	2.165	1'44.790	309,5	1'44.288	306,8
-----Not Classified-----													
RET	2	19 A. BAUTISTA	ESP	Team HRC	Honda CBR1000RR-R		2	8 Laps		1'41.828	326,3	1'41.757	321,4
RET	16	97 S. CAVALIERI	ITA	Barni Racing Team	Ducati Panigale V4 R	IND	2	8 Laps		1'43.970	315,8	1'43.493	314,9
RET	9	91 L. HASLAM	GBR	Team HRC	Honda CBR1000RR-R		1	9 Laps			315,8	1'42.421	319,5
RET	12	64 F. CARICASULO	ITA	GRT Yamaha WorldSBK Junior Team	Yamaha YZF R1	IND	1	9 Laps			315,8	1'42.586	315,8

AIR	Humidity:	68%	Temp:	21°C
TRACK	Condition:	Dry	Temp:	30°C

Records	Pole (SP)	2020	J.Rea	1'41.619	163,92 Km/h
	Race (RC1)	2020	J.Rea	1'42.797	162,04 Km/h
	All Times (SP)	2020	J.Rea	1'41.619	163,92 Km/h
Race Fastest Lap	(New Record)	Lap 2	A.Bautista	1'41.828	163,58 Km/h

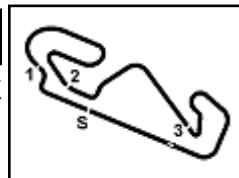
LAP LEADERS				
No. Rider	From	To	Laps	Total
1 J. REA	1	2	2	2
60 M. VAN DER MARK	3	10	8	8

TOTAL LEADER LAPS				
No. Rider	Laps			
1 J. REA	160	76 L. BAZ		3
45 S. REDDING	54			
21 M. RINALDI	28			
60 M. VAN DER MARK	11			
66 T. SYKES	11			
54 T. RAZGATLIOGLU	6			
22 A. LOWES	3			

Start 11:00 End 11:18 The results are provisional until the end of the time limit for protests and appeals and the completion of the technical checks.

20/09/2020
These data/results cannot be reproduced, stored and/or transmitted in whole or in part by any manner of electronic, mechanical, photocopying, recording, broadcasting or otherwise now known or herein after developed without the previous express consent by the copyright owner, except for reproduction in daily press and regular printed publications on sale to the public within 60 days of the event related to those data/results and always provided that copyright symbol appears together as follows below.

© DORNA WSBK ORGANIZATION Srl 2020



Acerbis Catalunya Round, 18 - 20 September 2020 Results Tissot Superpole Race

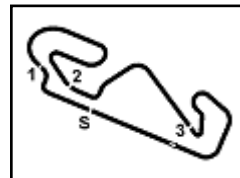
Race Highlights

Time	No. Rider	Description
10.58.02		Warm-up Lap Start
11.00.30		Start
11.02.01		No Jump Start
11.03.44	91 Haslam	Crashed - Turn 10
11.03.44	64 Caricasulo	Crashed - Turn 10
11.04.52	19 Bautista	Crashed - Turn 4
11.05.24	97 Cavalieri	Crashed - Turn 5
11.05.30	64 Caricasulo	Out
11.05.33	91 Haslam	Out
11.05.35	19 Bautista	Out
11.05.58	97 Cavalieri	Out
11.07.58	76 Baz	Track Limits Warning
11.08.27	91 Haslam	Medical Centre
11.10.55	19 Bautista	Medical Centre
11.15.52		Incident Involving 91 and 64 will be investigated after the race
11.18.15		End Of Session

20/09/2020 Start End The results are provisional until the end of the time limit for protests and appeals
11:00 11:18 and the completion of the technical checks.

These data/results cannot be reproduced, stored and/or transmitted in whole or in part by any manner of electronic, mechanical, photocopying, recording, broadcasting or otherwise now known or herein after developed without the previous express consent by the copyright owner, except for reproduction in daily press and regular printed publications on sale to the public within 60 days of the event related to those data/results and always provided that copyright symbol appears together as follows below.

© DORNA WSBK ORGANIZATION Srl 2020



Circuit de Barcelona 4.627 m

1 / 3
Acerbis Catalunya Round, 18 - 20 September 2020
Lap Chart Tissot Superpole Race

		Lap									
	1	2	3	4	5	6	7	8	9	10	
1	1	1	60	60	60	60	60	60	60	60	60
2	60	60	1	1	1	1	1	1	1	1	1
3	19	19	76	76	76	76	76	76	76	76	76
4	22	76	7	7	7	7	7	7	7	7	7
5	66	22	31	31	31	31	31	31	31	31	31
6	76	31	22	22	22	21	21	21	21	21	21
7	31	7	45	45	21	22	22	22	22	22	22
8	45	45	21	21	45	45	45	45	45	45	45
9	7	66	66	66	66	66	66	66	66	66	66
10	21	21	50	50	50	50	12	50	50	94	94
11	12	12	12	12	12	12	50	12	12	50	50
12	50	50	87	94	94	94	94	94	94	12	12
13	91	97	94	87	87	87	87	87	87	87	87
14	64	87	20	53	53	53	53	53	53	53	53
15	97	94	53	20	20	20	20	20	20	20	20
16	87	20	13	13	13	13	13	13	13	13	13
17	94	53									
18	20	13									
19	53										
20	13										

Final Result		
1	60 M. VAN DER MARK	Laps 10
2	1 J. REA	2.372
3	76 L. BAZ	2.923
4	7 C. DAVIES	3.929
5	31 G. GERLOFF	3.985
6	21 M. RINALDI	6.487
7	22 A. LOWES	7.688
8	45 S. REDDING	8.573
9	66 T. SYKES	10.071
10	94 J. FOLGER	12.709
11	50 E. LAVERTY	12.713
12	12 X. FORES	13.027
13	87 L. ZANETTI	21.781
14	53 V. DEBISE	21.922
15	20 S. BARRIER	26.909
16	13 T. TAKAHASHI	29.074
RET	19 A. BAUTISTA	8 Laps
RET	97 S. CAVALIERI	8 Laps
RET	91 L. HASLAM	9 Laps
RET	64 F. CARICASULO	9 Laps

20/09/2020

These data/results cannot be reproduced, stored and/or transmitted in whole or in part by any manner of electronic, mechanical, photocopying, recording, broadcasting or otherwise now known or herein after developed without the previous express consent by the copyright owner, except for reproduction in daily press and regular printed publications on sale to the public within 60 days of the event related to those data/results and always provided that copyright symbol appears together as follows below.

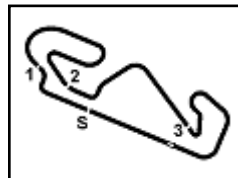
© DORNA WSBK ORGANIZATION Srl 2020

FCR PERUGIA TIMING


Official Tyre Supplier



Official Timekeeper



Circuit de Barcelona 4.627 m

2 / 3

Acerbis Catalunya Round, 18 - 20 September 2020

Lap Chart Tissot Superpole Race

Lap 1

1	1	J.Rea	1'45.175
2	60	M.van der Mark	0.296
3	19	A.Bautista	0.737
4	22	A.Lowes	1.370
5	66	T.Sykes	1.564
6	76	L.Baz	1.769
7	31	G.Gerloff	1.887
8	45	S.Redding	2.231
9	7	C.Davies	2.274
10	21	M.Rinaldi	2.398
11	12	X.Fores	2.744
12	50	E.Laverty	3.374
13	91	L.Haslam	3.477
14	64	F.Caricasulo	3.576
15	97	S.Cavallieri	4.184
16	87	L.Zanetti	4.535
17	94	J.Folger	4.953
18	20	S.Barrier	4.999
19	53	V.Debise	5.624
20	13	T.Takahashi	6.020

14	53	V.Debise	11.407
15	20	S.Barrier	12.030
16	13	T.Takahashi	14.147

16	13	T.Takahashi	24.367
----	----	-------------	--------

Lap 5

1	60	M.van der Mark	8'34.962
2	1	J.Rea	0.611
3	76	L.Baz	2.113
4	7	C.Davies	2.890
5	31	G.Gerloff	3.129
6	22	A.Lowes	4.447
7	21	M.Rinaldi	4.675
8	45	S.Redding	5.108
9	66	T.Sykes	5.487
10	50	E.Laverty	6.786
11	12	X.Fores	6.935
12	94	J.Folger	9.333
13	87	L.Zanetti	11.867
14	53	V.Debise	12.967
15	20	S.Barrier	14.285
16	13	T.Takahashi	16.449

Lap 9

1	60	M.van der Mark	15'24.824
2	1	J.Rea	1.823
3	76	L.Baz	3.006
4	7	C.Davies	3.735
5	31	G.Gerloff	3.970
6	21	M.Rinaldi	5.878
7	22	A.Lowes	7.161
8	45	S.Redding	7.847
9	66	T.Sykes	9.148
10	50	E.Laverty	11.688
11	12	X.Fores	11.836
12	94	J.Folger	12.005
13	87	L.Zanetti	19.866
14	53	V.Debise	19.922
15	20	S.Barrier	24.915
16	13	T.Takahashi	26.982

Lap 2

1	1	J.Rea	3'27.368
2	60	M.van der Mark	0.178
3	19	A.Bautista	0.372
4	76	L.Baz	2.208
5	22	A.Lowes	2.589
6	31	G.Gerloff	2.669
7	7	C.Davies	2.863
8	45	S.Redding	3.491
9	66	T.Sykes	3.816
10	21	M.Rinaldi	3.892
11	12	X.Fores	4.066
12	50	E.Laverty	4.234
13	97	S.Cavallieri	5.961
14	87	L.Zanetti	6.033
15	94	J.Folger	6.877
16	20	S.Barrier	7.507
17	53	V.Debise	8.108
18	13	T.Takahashi	9.055

Lap 6

1	60	M.van der Mark	10'17.330
2	1	J.Rea	0.810
3	76	L.Baz	2.353
4	7	C.Davies	3.302
5	31	G.Gerloff	3.380
6	21	M.Rinaldi	4.863
7	22	A.Lowes	5.208
8	45	S.Redding	5.783
9	66	T.Sykes	6.409
10	50	E.Laverty	7.992
11	12	X.Fores	8.108
12	94	J.Folger	10.170
13	87	L.Zanetti	13.496
14	53	V.Debise	14.588
15	20	S.Barrier	17.090
16	13	T.Takahashi	18.989

Lap 10

1	60	M.van der Mark	17'07.732
2	1	J.Rea	2.372
3	76	L.Baz	2.923
4	7	C.Davies	3.929
5	31	G.Gerloff	3.985
6	21	M.Rinaldi	6.487
7	22	A.Lowes	7.688
8	45	S.Redding	8.573
9	66	T.Sykes	10.071
10	94	J.Folger	12.709
11	50	E.Laverty	12.713
12	12	X.Fores	13.027
13	87	L.Zanetti	21.781
14	53	V.Debise	21.922
15	20	S.Barrier	26.909
16	13	T.Takahashi	29.074

Lap 3

1	60	M.van der Mark	5'10.261
2	1	J.Rea	0.870
3	76	L.Baz	1.883
4	7	C.Davies	2.285
5	31	G.Gerloff	2.433
6	22	A.Lowes	2.971
7	45	S.Redding	3.522
8	21	M.Rinaldi	3.558
9	66	T.Sykes	4.092
10	50	E.Laverty	4.450
11	12	X.Fores	4.587
12	87	L.Zanetti	7.688
13	94	J.Folger	7.703
14	20	S.Barrier	9.300
15	53	V.Debise	9.358
16	13	T.Takahashi	11.011

Lap 7

1	60	M.van der Mark	11'59.744
2	1	J.Rea	0.853
3	76	L.Baz	2.401
4	7	C.Davies	3.575
5	31	G.Gerloff	3.702
6	21	M.Rinaldi	5.076
7	22	A.Lowes	5.659
8	45	S.Redding	6.403
9	66	T.Sykes	7.246
10	12	X.Fores	9.394
11	50	E.Laverty	9.530
12	94	J.Folger	10.851
13	87	L.Zanetti	15.924
14	53	V.Debise	16.369
15	20	S.Barrier	19.997
16	13	T.Takahashi	21.707

Lap 4

1	60	M.van der Mark	6'52.474
2	1	J.Rea	0.756
3	76	L.Baz	2.080
4	7	C.Davies	2.731
5	31	G.Gerloff	2.901
6	22	A.Lowes	3.718
7	45	S.Redding	4.035
8	21	M.Rinaldi	4.161
9	66	T.Sykes	4.774
10	50	E.Laverty	5.515
11	12	X.Fores	5.663
12	94	J.Folger	8.596
13	87	L.Zanetti	10.200

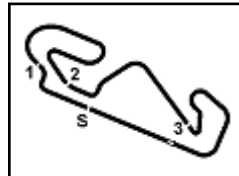
Lap 8

1	60	M.van der Mark	13'42.121
2	1	J.Rea	1.235
3	76	L.Baz	2.843
4	7	C.Davies	3.828
5	31	G.Gerloff	4.144
6	21	M.Rinaldi	5.607
7	22	A.Lowes	6.662
8	45	S.Redding	7.361
9	66	T.Sykes	8.461
10	50	E.Laverty	10.651
11	12	X.Fores	10.866
12	94	J.Folger	11.486
13	87	L.Zanetti	18.235
14	53	V.Debise	18.307
15	20	S.Barrier	22.685

20/09/2020

These data/results cannot be reproduced, stored and/or transmitted in whole or in part by any manner of electronic, mechanical, photocopying, recording, broadcasting or otherwise now known or herein after developed without the previous express consent by the copyright owner, except for reproduction in daily press and regular printed publications on sale to the public within 60 days of the event related to those data/results and always provided that copyright symbol appears together as follows below.

© DORNA WSBK ORGANIZATION Srl 2020



Circuit de Barcelona 4.627 m

3 / 3

Acerbis Catalunya Round, 18 - 20 September 2020

Lap Chart Tissot Superpole Race

Race Pace Comparison

	60 vdM	1 Rea	76 Baz	7 Dav	31 Ger	21 Rin	22 Low	45 Red	66 Syk	94 Fol	50 Lav	12 For	87 Zan	53 Deb
1	1'45.471	1'45.175	1'46.944	1'47.449	1'47.062	1'47.573	1'46.545	1'47.406	1'46.739	1'50.128	1'48.549	1'47.919	1'49.710	1'50.799
2	1'42.075	1'42.193	1'42.632	1'42.782	1'42.975	1'43.687	1'43.412	1'43.453	1'44.445	1'44.117	1'43.053	1'43.515	1'43.691	1'44.677
3	1'42.715	1'43.763	1'42.568	1'42.315	1'42.657	1'42.559	1'43.275	1'42.924	1'43.169	1'43.719	1'43.109	1'43.414	1'44.548	1'44.143
4	1'42.213	1'42.099	1'42.410	1'42.659	1'42.681	1'42.816	1'42.960	1'42.726	1'42.895	1'43.106	1'43.278	1'43.289	1'44.725	1'44.262
5	1'42.488	1'42.343	1'42.521	1'42.647	1'42.716	1'43.002	1'43.217	1'43.561	1'43.201	1'43.225	1'43.759	1'43.760	1'44.155	1'44.048
6	1'42.368	1'42.567	1'42.608	1'42.780	1'42.619	1'42.556	1'43.129	1'43.043	1'43.290	1'43.205	1'43.574	1'43.541	1'43.997	1'43.989
7	1'42.414	1'42.457	1'42.462	1'42.687	1'42.736	1'42.627	1'42.865	1'43.034	1'43.251	1'43.095	1'43.952	1'43.700	1'44.842	1'44.195
8	1'42.377	1'42.759	1'42.819	1'42.630	1'42.819	1'42.908	1'43.380	1'43.335	1'43.592	1'43.012	1'43.498	1'43.849	1'44.688	1'44.315
9	1'42.703	1'43.291	1'42.866	1'42.610	1'42.529	1'42.974	1'43.202	1'43.189	1'43.390	1'43.222	1'43.740	1'43.673	1'44.334	1'44.318
10	1'42.908	1'43.457	1'42.825	1'43.102	1'42.923	1'43.517	1'43.435	1'43.634	1'43.831	1'43.612	1'43.933	1'44.099	1'44.823	1'44.908

	20 Bar	13 Tak	19 Bau	97 Cav	91 Has	64 Car
1	1'50.174	1'51.195	1'45.912	1'49.359	1'48.652	1'48.751
2	1'44.701	1'45.228	1'41.828	1'43.970		
3	1'44.686	1'44.849				
4	1'44.943	1'45.349				
5	1'44.743	1'44.790				
6	1'45.173	1'44.908				
7	1'45.321	1'45.132				
8	1'45.065	1'45.037				
9	1'44.933	1'45.318				
10	1'44.902	1'45.000				

20/09/2020

These data/results cannot be reproduced, stored and/or transmitted in whole or in part by any manner of electronic, mechanical, photocopying, recording, broadcasting or otherwise now known or herein after developed without the previous express consent by the copyright owner, except for reproduction in daily press and regular printed publications on sale to the public within 60 days of the event related to those data/results and always provided that copyright symbol appears together as follows below.

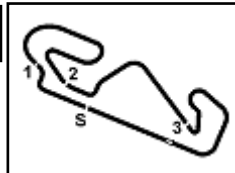
© DORNA WSBK ORGANIZATION Srl 2020

FICR PERUGIA TIMING


Official Tyre Supplier



Official Timekeeper



Acerbis Catalunya Round, 18 - 20 September 2020 Best Sectors & Speed Tissot Superpole Race

Circuit de Barcelona 4.627 m

RESULTS

1	60 M. VAN DER MARK	Yamaha YZF R1	Laps 10
2	1 J. REA	Kawasaki ZX-10RR	2.372
3	76 L. BAZ	Yamaha YZF R1	2.923
4	7 C. DAVIES	Ducati Panigale V4 R	3.929
5	31 G. GERLOFF	Yamaha YZF R1	3.985
6	21 M. RINALDI	Ducati Panigale V4 R	6.487
7	22 A. LOWES	Kawasaki ZX-10RR	7.688
8	45 S. REDDING	Ducati Panigale V4 R	8.573
9	66 T. SYKES	BMW S1000 RR	10.071
10	94 J. FOLGER	Yamaha YZF R1	12.709
11	50 E. LAVERTY	BMW S1000 RR	12.713
12	12 X. FORES	Kawasaki ZX-10RR	13.027
13	87 L. ZANETTI	Ducati Panigale V4 R	21.781
14	53 V. DEBISE	Kawasaki ZX-10RR	21.922
15	20 S. BARRIER	Ducati Panigale V4 R	26.909
16	13 T. TAKAHASHI	Honda CBR1000RR-R	29.074
RET	19 A. BAUTISTA	Honda CBR1000RR-R	8 Laps
RET	97 S. CAVALIERI	Ducati Panigale V4 R	8 Laps
RET	91 L. HASLAM	Honda CBR1000RR-R	9 Laps
RET	64 F. CARICASULO	Yamaha YZF R1	9 Laps

SPEED

1	19 A. BAUTISTA	Honda CBR1000RR-R	326,3
2	7 C. DAVIES	Ducati Panigale V4 R	323,4
3	45 S. REDDING	Ducati Panigale V4 R	322,4
4	21 M. RINALDI	Ducati Panigale V4 R	321,4
5	31 G. GERLOFF	Yamaha YZF R1	319,5
6	94 J. FOLGER	Yamaha YZF R1	319,5
7	50 E. LAVERTY	BMW S1000 RR	318,6
8	22 A. LOWES	Kawasaki ZX-10RR	316,7
9	66 T. SYKES	BMW S1000 RR	316,7
10	91 L. HASLAM	Honda CBR1000RR-R	315,8
11	97 S. CAVALIERI	Ducati Panigale V4 R	315,8
12	20 S. BARRIER	Ducati Panigale V4 R	315,8
13	64 F. CARICASULO	Yamaha YZF R1	315,8
14	1 J. REA	Kawasaki ZX-10RR	314,9
15	12 X. FORES	Kawasaki ZX-10RR	314,0
16	87 L. ZANETTI	Ducati Panigale V4 R	313,0
17	60 M. VAN DER MARK	Yamaha YZF R1	312,1
18	76 L. BAZ	Yamaha YZF R1	312,1
19	53 V. DEBISE	Kawasaki ZX-10RR	312,1
20	13 T. TAKAHASHI	Honda CBR1000RR-R	309,5

SEG. 1

1	19 A. BAUTISTA	17.476
2	7 C. DAVIES	17.536
3	21 M. RINALDI	17.594
4	45 S. REDDING	17.658
5	31 G. GERLOFF	17.661
6	76 L. BAZ	17.677
7	1 J. REA	17.682
8	60 M. VAN DER MARK	17.685
9	22 A. LOWES	17.740
10	66 T. SYKES	17.787
11	50 E. LAVERTY	17.801
12	94 J. FOLGER	17.819
13	12 X. FORES	17.831
14	97 S. CAVALIERI	17.847
15	87 L. ZANETTI	17.882
16	53 V. DEBISE	17.901
17	20 S. BARRIER	18.014
18	64 F. CARICASULO	18.112
19	13 T. TAKAHASHI	18.113
20	91 L. HASLAM	18.114

SEG. 2

1	60 M. VAN DER MARK	31.893
2	19 A. BAUTISTA	31.932
3	1 J. REA	31.996
4	76 L. BAZ	32.123
5	66 T. SYKES	32.177
6	21 M. RINALDI	32.196
7	91 L. HASLAM	32.202
8	94 J. FOLGER	32.203
9	50 E. LAVERTY	32.223
10	22 A. LOWES	32.238
11	7 C. DAVIES	32.281
12	64 F. CARICASULO	32.283
13	31 G. GERLOFF	32.295
14	45 S. REDDING	32.349
15	87 L. ZANETTI	32.393
16	12 X. FORES	32.472
17	53 V. DEBISE	32.583
18	13 T. TAKAHASHI	32.694
19	20 S. BARRIER	32.751
20	97 S. CAVALIERI	32.835

SEG. 3

1	19 A. BAUTISTA	21.050
2	7 C. DAVIES	21.077
3	1 J. REA	21.091
4	31 G. GERLOFF	21.141
5	45 S. REDDING	21.143
6	64 F. CARICASULO	21.145
7	60 M. VAN DER MARK	21.147
8	76 L. BAZ	21.164
9	91 L. HASLAM	21.193
10	94 J. FOLGER	21.194
11	21 M. RINALDI	21.201
12	66 T. SYKES	21.233
13	22 A. LOWES	21.275
14	50 E. LAVERTY	21.293
15	12 X. FORES	21.295
16	87 L. ZANETTI	21.385
17	97 S. CAVALIERI	21.466
18	20 S. BARRIER	21.519
19	53 V. DEBISE	21.526
20	13 T. TAKAHASHI	21.633

SEG. 4

1	19 A. BAUTISTA	31.014
2	60 M. VAN DER MARK	31.027
3	1 J. REA	31.123
4	31 G. GERLOFF	31.133
5	21 M. RINALDI	31.166
6	76 L. BAZ	31.257
7	12 X. FORES	31.291
8	66 T. SYKES	31.302
9	7 C. DAVIES	31.303
10	22 A. LOWES	31.355
11	45 S. REDDING	31.427
12	94 J. FOLGER	31.479
13	64 F. CARICASULO	31.482
14	50 E. LAVERTY	31.556
15	87 L. ZANETTI	31.700
16	53 V. DEBISE	31.768
17	97 S. CAVALIERI	31.785
18	91 L. HASLAM	31.787
19	13 T. TAKAHASHI	32.056
20	20 S. BARRIER	32.090

20/09/2020

These data/results cannot be reproduced, stored and/or transmitted in whole or in part by any manner of electronic, mechanical, photocopying, recording, broadcasting or otherwise now known or herein after developed without the previous express consent by the copyright owner, except for reproduction in daily press and regular printed publications on sale to the public within 60 days of the event related to those data/results and always provided that copyright symbol appears together as follows below.

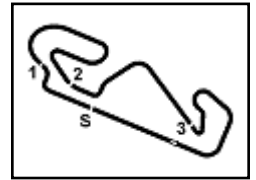
© DORNA WSBK ORGANIZATION Srl 2020

FICR PERUGIA TIMING


Official Tyre Supplier



Official Timekeeper



Acerbis Catalunya Round, 18 - 20 September 2020 Chronological Analysis Tissot Superpole Race

Circuit de Barcelona 4.627 m

Start at 11:00'26.500

1 / 2

1° 60 M. VAN DER MARK (1'42.075)							
Lap	Seg.1	Seg.2	Seg.3	Seg.4	Lap Time	km/h	Local Time
1		31.942	21.256	31.027	1'45.471	262,8	11:02'11.971
2	17.810	31.893	21.230	31.142	1'42.075	312,1	11:03'54.046
3	17.873	32.450	21.147	31.245	1'42.715	307,7	11:05'36.761
4	17.804	32.041	21.215	31.153	1'42.213	305,9	11:07'18.974
5	17.896	32.104	21.241	31.247	1'42.488	304,2	11:09'01.462
6	17.845	32.039	21.235	31.249	1'42.368	306,8	11:10'43.830
7	17.685	32.137	21.268	31.324	1'42.414	306,8	11:12'26.244
8	17.796	32.075	21.201	31.305	1'42.377	305,1	11:14'08.621
9	17.750	32.270	21.251	31.432	1'42.703	305,9	11:15'51.324
10	17.880	32.299	21.277	31.452	1'42.908	305,1	11:17'34.232
Race Time 17'07.732							

2° 1 J. REA (1'42.099)							
Lap	Seg.1	Seg.2	Seg.3	Seg.4	Lap Time	km/h	Local Time
1		32.035	21.112	31.123	1'45.175	261,5	11:02'11.675
2	17.762	31.996	21.100	31.335	1'42.193	308,6	11:03'53.868
3	17.995	33.407	21.136	31.225	1'43.763	308,6	11:05'37.631
4	17.718	32.047	21.091	31.243	1'42.099	312,1	11:07'19.730
5	17.682	32.094	21.201	31.366	1'42.343	312,1	11:09'02.073
6	17.869	32.148	21.176	31.374	1'42.567	314,9	11:10'44.640
7	17.706	32.138	21.172	31.441	1'42.457	313,0	11:12'27.097
8	17.798	32.257	21.181	31.523	1'42.759	312,1	11:14'09.856
9	17.844	32.334	21.190	31.923	1'43.291	311,2	11:15'53.147
10	17.979	32.411	21.383	31.684	1'43.457	310,3	11:17'36.604
Race Time 17'10.104							

3° 76 L. BAZ (1'42.410)							
Lap	Seg.1	Seg.2	Seg.3	Seg.4	Lap Time	km/h	Local Time
1		32.268	21.373	31.341	1'46.944	261,5	11:02'13.444
2	17.975	32.176	21.224	31.257	1'42.632	312,1	11:03'56.074
3	17.836	32.204	21.231	31.297	1'42.568	307,7	11:05'38.644
4	17.811	32.123	21.164	31.312	1'42.410	306,8	11:07'21.054
5	17.677	32.170	21.277	31.397	1'42.521	305,9	11:09'03.575
6	17.764	32.206	21.218	31.420	1'42.608	306,8	11:10'46.183
7	17.707	32.180	21.226	31.349	1'42.462	305,9	11:12'28.645
8	17.740	32.272	21.284	31.523	1'42.819	305,9	11:14'11.464
9	17.758	32.290	21.341	31.477	1'42.866	305,9	11:15'54.330
10	17.695	32.355	21.321	31.454	1'42.825	305,9	11:17'37.155
Race Time 17'10.655							

4° 7 C. DAVIES (1'42.315)							
Lap	Seg.1	Seg.2	Seg.3	Seg.4	Lap Time	km/h	Local Time
1		32.696	21.350	31.303	1'47.449	274,1	11:02'13.949
2	17.742	32.440	21.195	31.405	1'42.782	319,5	11:03'56.731
3	17.536	32.338	21.133	31.308	1'42.315	323,4	11:05'39.046
4	17.658	32.281	21.246	31.474	1'42.659	322,4	11:07'21.705
5	17.636	32.447	21.097	31.467	1'42.647	321,4	11:09'04.352
6	17.618	32.438	21.155	31.569	1'42.780	321,4	11:10'47.132
7	17.617	32.395	21.122	31.553	1'42.687	321,4	11:12'29.819
8	17.537	32.473	21.077	31.543	1'42.630	319,5	11:14'12.449
9	17.599	32.365	21.098	31.548	1'42.610	319,5	11:15'55.059
10	17.668	32.486	21.292	31.656	1'43.102	320,5	11:17'38.161
Race Time 17'11.661							

5° 31 G. GERLOFF (1'42.529)							
Lap	Seg.1	Seg.2	Seg.3	Seg.4	Lap Time	km/h	Local Time
1		32.295	21.335	31.318	1'47.062	271,4	11:02'13.562
2	17.704	32.551	21.376	31.344	1'42.975	315,8	11:03'56.537
3	17.795	32.555	21.174	31.133	1'42.657	319,5	11:05'39.194
4	17.661	32.385	21.270	31.365	1'42.681	318,6	11:07'21.875
5	17.705	32.398	21.197	31.416	1'42.716	315,8	11:09'04.591
6	17.743	32.353	21.220	31.303	1'42.619	314,9	11:10'47.210
7	17.663	32.461	21.141	31.471	1'42.736	319,5	11:12'29.946
8	17.747	32.387	21.265	31.420	1'42.819	314,9	11:14'12.765

9	17.732	32.355	21.158	31.284	1'42.529	313,0	11:15'55.294
10	17.746	32.441	21.244	31.492	1'42.923	314,0	11:17'38.217
Race Time 17'11.717							

6° 21 M. RINALDI (1'42.556)							
Lap	Seg.1	Seg.2	Seg.3	Seg.4	Lap Time	km/h	Local Time
1		32.701	21.444	31.166	1'47.573	265,4	11:02'14.073
2	17.873	32.577	21.495	31.742	1'43.687	304,2	11:03'57.760
3	17.615	32.336	21.268	31.340	1'42.559	321,4	11:05'40.319
4	17.797	32.367	21.201	31.451	1'42.816	312,1	11:07'23.135
5	17.710	32.196	21.382	31.714	1'43.002	309,5	11:09'06.137
6	17.594	32.307	21.250	31.405	1'42.556	321,4	11:10'48.693
7	17.705	32.308	21.211	31.403	1'42.627	316,7	11:12'31.320
8	17.651	32.349	21.280	31.628	1'42.908	316,7	11:14'14.228
9	17.721	32.395	21.247	31.611	1'42.974	314,9	11:15'57.202
10	17.845	32.460	21.408	31.804	1'43.517	314,0	11:17'40.719
Race Time 17'14.219							

7° 22 A. LOWES (1'42.865)							
Lap	Seg.1	Seg.2	Seg.3	Seg.4	Lap Time	km/h	Local Time
1		32.460	21.275	31.355	1'46.545	266,7	11:02'13.045
2	18.081	32.583	21.339	31.409	1'43.412	312,1	11:03'56.457
3	17.996	32.553	21.318	31.408	1'43.275	313,0	11:05'39.732
4	17.833	32.238	21.358	31.531	1'42.960	315,8	11:07'22.692
5	17.774	32.287	21.501	31.655	1'43.217	312,1	11:09'05.909
6	17.965	32.408	21.320	31.436	1'43.129	309,5	11:10'49.038
7	17.740	32.306	21.337	31.482	1'42.865	316,7	11:12'31.903
8	17.836	32.414	21.452	31.678	1'43.380	313,0	11:14'15.283
9	17.836	32.320	21.305	31.741	1'43.202	311,2	11:15'58.485
10	17.816	32.391	21.317	31.911	1'43.435	310,3	11:17'41.920
Race Time 17'15.420							

8° 45 S. REDDING (1'42.726)							
Lap	Seg.1	Seg.2	Seg.3	Seg.4	Lap Time	km/h	Local Time
1		32.637	21.364	31.427	1'47.406	266,7	11:02'13.906
2	17.878	32.602	21.360	31.613	1'43.453	314,0	11:03'57.359
3	17.710	32.448	21.208	31.558	1'42.924	320,5	11:05'40.283
4	17.684	32.349	21.160	31.533	1'42.726	320,5	11:07'23.009
5	17.853	32.902	21.234	31.572	1'43.561	322,4	11:09'06.570
6	17.724	32.459	21.292	31.568	1'43.043	320,5	11:10'49.613
7	17.670	32.539	21.242	31.583	1'43.034	321,4	11:12'32.647
8	17.697	32.553	21.335	31.750	1'43.335	321,4	11:14'15.982
9	17.768	32.554	21.249	31.618	1'43.189	318,6	11:15'59.171
10	17.658	32.445	21.143	32.388	1'43.634	320,5	11:17'42.805
Race Time 17'16.305							

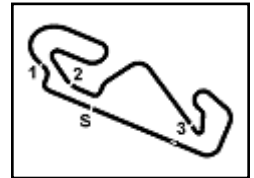
9° 66 T. SYKES (1'42.895)							
Lap	Seg.1	Seg.2	Seg.3	Seg.4	Lap Time	km/h	Local Time
1		32.182	21.385	31.302	1'46.739	260,2	11:02'13.239
2	18.288	32.688	21.638	31.831	1'44.445	308,6	11:03'57.684
3	17.958	32.320	21.359	31.532	1'43.169	312,1	11:05'40.853
4	17.903	32.177	21.233	31.582	1'42.895	315,8	11:07'23.748
5	17.973	32.271	21.342	31.615	1'43.201	314,0	11:09'06.949
6	17.824	32.411	21.332	31.723	1'43.290	316,7	11:10'50.239
7	17.787	32.365	21.415	31.684	1'43.251	314,9	11:12'33.490
8	17.948	32.425	21.381	31.838	1'43.592	314,0	11:14'17.082
9	17.870	32.485	21.350	31.685	1'43.390	313,0	11:16'00.472
10	17.989	32.492	21.338	32.012	1'43.831	312,1	11:17'44.303
Race Time 17'17.803							

10° 94 J. FOLGER (1'43.012)							
Lap	Seg.1	Seg.2	Seg.3	Seg.4	Lap Time	km/h	Local Time
1		33.000	21.683	32.049	1'50.128	276,2	11:02'16.628
2	17.852	32.203	21.537	32.525	1'44.117	314,9	11:04'00.745
3	17.916	32.332	21.194	32.277	1'43.719	315,8	11:05'44.464
4	17.902	32.328	21.345	31.531	1'43.106	310,3	11:07'27.570
5	17.992	32.372	21.321	31.540	1'43.225	309,5	11:09'10.795

20/09/2020 P = Pits In/Out - C = Lap Time Cancelled

These data/results cannot be reproduced, stored and/or transmitted in whole or in part by any manner of electronic, mechanical, photocopying, recording, broadcasting or otherwise now known or herein after developed without the previous express consent by the copyright owner, except for reproduction in daily press and regular printed publications on sale to the public within 60 days of the event related to those data/results and always provided that copyright symbol appears together as follows below.

© DORNA WSBK ORGANIZATION Srl 2020



Acerbis Catalunya Round, 18 - 20 September 2020

Chronological Analysis Tissot Superpole Race

Circuit de Barcelona 4.627 m

Start at 11:00'26.500

2 / 2

6	17.932	32.457	21.296	31.520	1'43.205	310,3	11:10'54.000	3	18.065	32.980	21.551	32.090	1'44.686	315,8	11:05'46.061
7	17.819	32.261	21.431	31.584	1'43.095	311,2	11:12'37.095	4	18.063	32.916	21.666	32.298	1'44.943	314,0	11:07'31.004
8	17.853	32.349	21.331	31.479	1'43.012	312,1	11:14'20.107	5	18.093	32.833	21.642	32.175	1'44.743	314,0	11:09'15.747
9	17.838	32.427	21.284	31.673	1'43.222	313,0	11:16'03.329	6	18.217	32.989	21.715	32.252	1'45.173	310,3	11:11'00.920
10	17.867	32.821	21.302	31.622	1'43.612	319,5	11:17'46.941	7	18.120	33.037	21.823	32.341	1'45.321	309,5	11:12'46.241

Race Time 17'20.441

11° 50 E. LAVERTY (1'43.053)							
Lap	Seg.1	Seg.2	Seg.3	Seg.4	Lap Time	km/h	Local Time
1		32.896	21.515	31.556	1'48.549	267,3	11:02'15.049
2	17.801	32.223	21.293	31.736	1'43.053	318,6	11:03'58.102
3	17.848	32.341	21.338	31.582	1'43.109	314,0	11:05'41.211
4	17.829	32.446	21.378	31.625	1'43.278	316,7	11:07'24.489
5	18.040	32.515	21.428	31.776	1'43.759	315,8	11:09'08.248
6	17.910	32.480	21.453	31.731	1'43.574	314,9	11:10'51.822
7	18.133	32.653	21.460	31.706	1'43.952	314,9	11:12'35.774
8	17.849	32.488	21.447	31.714	1'43.498	314,0	11:14'19.272
9	17.971	32.555	21.406	31.808	1'43.740	313,0	11:16'03.012
10	17.980	32.570	21.416	31.967	1'43.933	314,0	11:17'46.945

Race Time 17'20.445

12° 12 X. FORES (1'43.289)							
Lap	Seg.1	Seg.2	Seg.3	Seg.4	Lap Time	km/h	Local Time
1		32.908	21.457	31.291	1'47.919	265,4	11:02'14.419
2	17.831	32.514	21.355	31.815	1'43.515	314,0	11:03'57.934
3	18.116	32.486	21.295	31.517	1'43.414	312,1	11:05'41.348
4	17.908	32.472	21.320	31.589	1'43.289	310,3	11:07'24.637
5	17.990	32.670	21.426	31.674	1'43.760	304,2	11:09'08.397
6	17.921	32.560	21.386	31.674	1'43.541	313,0	11:10'51.938
7	17.888	32.555	21.501	31.756	1'43.700	314,0	11:12'35.638
8	18.145	32.660	21.447	31.597	1'43.849	305,9	11:14'19.487
9	17.955	32.586	21.428	31.704	1'43.673	306,8	11:16'03.160
10	17.922	32.738	21.326	32.113	1'44.099	313,0	11:17'47.259

Race Time 17'20.759

13° 87 L. ZANETTI (1'43.691)							
Lap	Seg.1	Seg.2	Seg.3	Seg.4	Lap Time	km/h	Local Time
1		33.255	21.741	31.700	1'49.710	273,4	11:02'16.210
2	17.882	32.393	21.558	31.858	1'43.691	309,5	11:03'59.901
3	17.910	32.726	21.664	32.248	1'44.548	313,0	11:05'44.449
4	18.102	33.185	21.456	31.982	1'44.725	302,5	11:07'29.174
5	17.946	32.846	21.489	31.874	1'44.155	305,9	11:09'13.329
6	17.957	32.774	21.385	31.881	1'43.997	305,9	11:10'57.326
7	17.931	33.019	21.683	32.209	1'44.842	305,1	11:12'42.168
8	17.948	32.988	21.521	32.231	1'44.688	305,1	11:14'26.856
9	17.897	32.866	21.520	32.051	1'44.334	304,2	11:16'11.190
10	18.195	32.888	21.587	32.153	1'44.823	304,2	11:17'56.013

Race Time 17'29.513

14° 53 V. DEBISE (1'43.989)							
Lap	Seg.1	Seg.2	Seg.3	Seg.4	Lap Time	km/h	Local Time
1		33.424	21.901	31.964	1'50.799	271,4	11:02'17.299
2	18.121	32.944	21.601	32.011	1'44.677	312,1	11:04'01.976
3	18.022	32.734	21.526	31.861	1'44.143	310,3	11:05'46.119
4	17.901	32.762	21.612	31.987	1'44.262	312,1	11:07'30.381
5	18.046	32.583	21.570	31.849	1'44.048	306,8	11:09'14.429
6	18.066	32.597	21.558	31.768	1'43.989	305,9	11:10'58.418
7	17.977	32.644	21.720	31.854	1'44.195	306,8	11:12'42.613
8	18.100	32.654	21.603	31.958	1'44.315	307,7	11:14'26.928
9	18.132	32.721	21.581	31.884	1'44.318	305,9	11:16'11.246
10	18.286	32.901	21.599	32.122	1'44.908	304,2	11:17'56.154

Race Time 17'29.654

15° 20 S. BARRIER (1'44.686)							
Lap	Seg.1	Seg.2	Seg.3	Seg.4	Lap Time	km/h	Local Time
1		33.304	21.874	32.243	1'50.174	268,0	11:02'16.674
2	18.198	32.751	21.519	32.233	1'44.701	305,1	11:04'01.375

16° 13 T. TAKAHASHI (1'44.790)							
Lap	Seg.1	Seg.2	Seg.3	Seg.4	Lap Time	km/h	Local Time
1		33.304	22.039	32.335	1'51.195	262,8	11:02'17.695
2	18.190	32.842	21.836	32.360	1'45.228	309,5	11:04'02.923
3	18.285	32.694	21.814	32.056	1'44.849	307,7	11:05'47.772
4	18.301	32.703	22.248	32.097	1'45.349	307,7	11:07'33.121
5	18.113	32.778	21.771	32.128	1'44.790	305,9	11:09'17.911
6	18.208	32.872	21.633	32.195	1'44.908	303,4	11:11'02.819
7	18.198	32.904	21.817	32.213	1'45.132	305,9	11:12'47.951
8	18.124	32.883	21.843	32.187	1'45.037	305,9	11:14'32.988
9	18.300	32.932	21.827	32.259	1'45.318	302,5	11:16'18.306
10	18.153	32.876	21.775	32.196	1'45.000	305,1	11:18'03.306

Race Time 17'36.806

RET 19 A. BAUTISTA (1'41.828)							
Lap	Seg.1	Seg.2	Seg.3	Seg.4	Lap Time	km/h	Local Time
1		32.223	21.120	31.014	1'45.912	266,7	11:02'12.412
2	17.722	31.932	21.050	31.124	1'41.828	317,6	11:03'54.240

Race Time 3'27.740

RET 97 S. CAVALIERI (1'43.970)							
Lap	Seg.1	Seg.2	Seg.3	Seg.4	Lap Time	km/h	Local Time
1		33.315	21.664	31.822	1'49.359	277,6	11:02'15.859
2	17.884	32.835	21.466	31.785	1'43.970	314,0	11:03'59.829

Race Time 3'33.329

RET 91 L. HASLAM							
Lap	Seg.1	Seg.2	Seg.3	Seg.4	Lap Time	km/h	Local Time
1		32.993	21.488	31.787	1'48.652	267,3	11:02'15.152

Race Time 1'48.652

RET 64 F. CARICASULO							
Lap	Seg.1	Seg.2	Seg.3	Seg.4	Lap Time	km/h	Local Time
1		32.906	21.588	31.482	1'48.751	269,3	11:02'15.251

Race Time 1'48.751

20/09/2020 P = Pits In/Out - C = Lap Time Cancelled

These data/results cannot be reproduced, stored and/or transmitted in whole or in part by any manner of electronic, mechanical, photocopying, recording, broadcasting or otherwise now known or herein after developed without the previous express consent by the copyright owner, except for reproduction in daily press and regular printed publications on sale to the public within 60 days of the event related to those data/results and always provided that copyright symbol appears together as follows below.

© DORNA WSBK ORGANIZATION Srl 2020



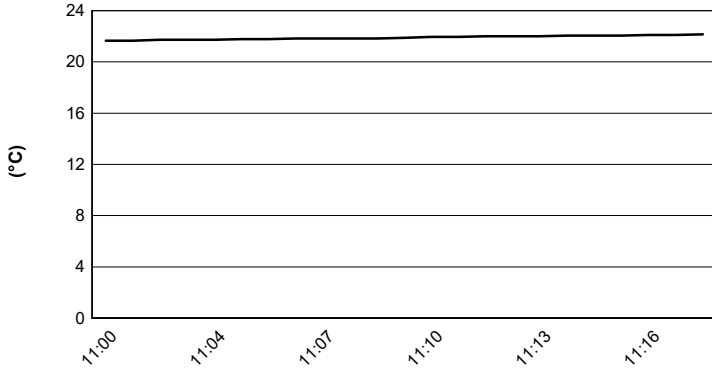
Acerbis Catalunya Round, 18 - 20 September 2020

Weather Report Tissot Superpole Race

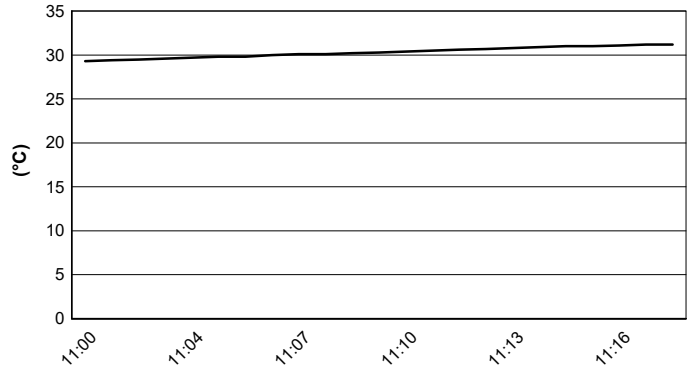
Session started 11:00 - Session ended 11:18

Circuit de Barcelona 4.627 m

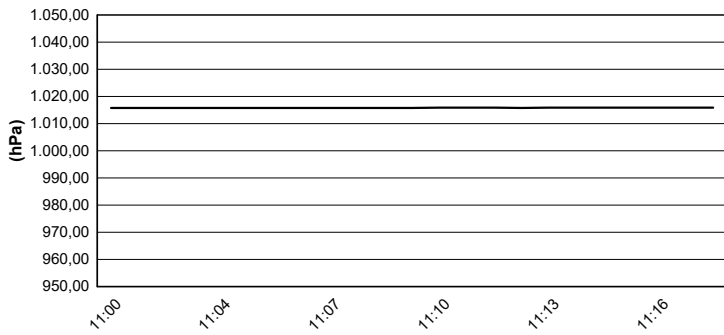
Air Temperature



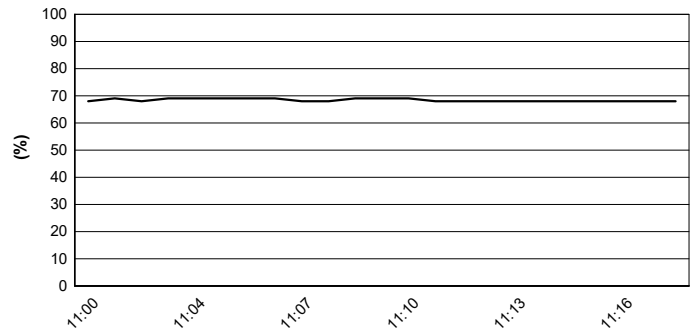
Track Temperature



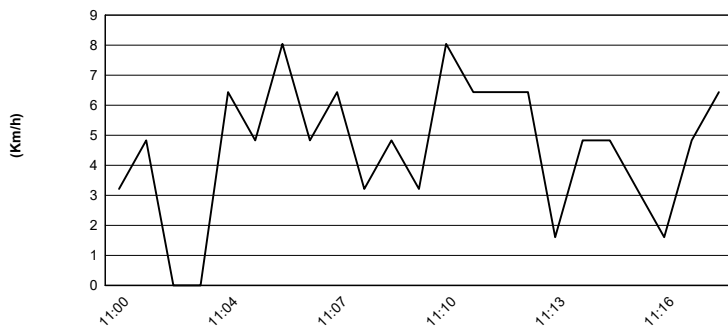
Air Pressure



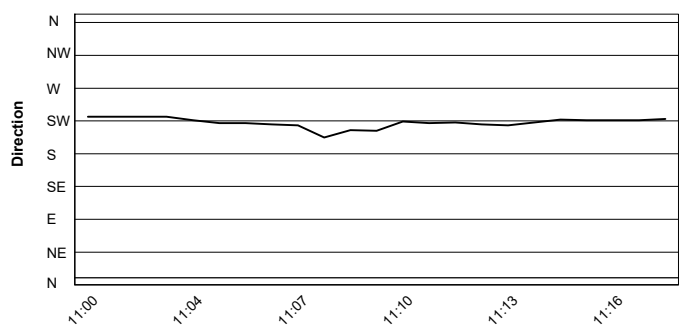
Humidity



Wind Speed



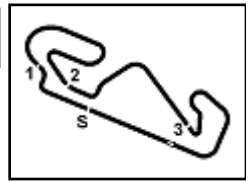
Wind Direction



20/09/2020

These data/results cannot be reproduced, stored and/or transmitted in whole or in part by any manner of electronic, mechanical, photocopying, recording, broadcasting or otherwise now known or herein after developed without the previous express consent by the copyright owner, except for reproduction in daily press and regular printed publications on sale to the public within 60 days of the event related to those data/results and always provided that copyright symbol appears together as follows below.

© DORNA WSBK ORGANIZATION Srl 2020



Acerbis Catalunya Round, 18 - 20 September 2020
Manufacturers Standings

Circuit de Barcelona 4.627 m

	Points	Points From First	Points From Previous	March 1	August 2	August 9	August 30	September 6	September 20	October 4	October 18					
				PHILLIP ISLAND	JEREZ	PORTIMÃO	ARAGON	TERUEL	BARCELONA	MAGNY-COURS	ESTORIL					
1 KAWASAKI	303			20 25 12	20 11 12	25 25 12	16 25 12	20 25 9	25 9							
2 DUCATI	271	32		16 16 7	25 25 9	11 20 5	25 20 9	25 20 12	20 6							
3 YAMAHA	210	93	61	25 13 9	16 16 7	20 16 9	11 10 7	13 10 3	13 12							
4 HONDA	127	176	83	11 10 2	9 8 1	7 11 1	6 16 6	9 13 6	11							
5 BMW	72	231	55	7 6 4	1 5 4	8 9 4	4	8 5 1	5 1							
6 APRILIA	4	299	68		4											

20/09/2020 First Line: Race 1 & 2 - Second Line: Tissot Superpole Race

These data/results cannot be reproduced, stored and/or transmitted in whole or in part by any manner of electronic, mechanical, photocopying, recording, broadcasting or otherwise now known or herein after developed without the previous express consent by the copyright owner, except for reproduction in daily press and regular printed publications on sale to the public within 60 days of the event related to those data/results and always provided that copyright symbol appears together as follows below.

© DORNA WSBK ORGANIZATION Srl 2020

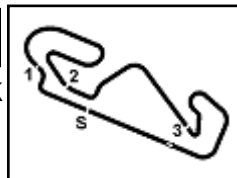
FIGR PERUGIA TIMING



Official Tyre Supplier



Official Timekeeper



Acerbis Catalunya Round, 18 - 20 September 2020

Tissot Superpole Award

Circuit de Barcelona 4.627 m

Points	Points From First	Points From Previous	March 1	August 2	August 9	August 30	September 6	September 20	October 4	October 18							
			PHILLIP ISLAND	JEREZ	PORTIMÃO	ARAGON	TERUEL	BARCELONA	MAGNY-COURS	ESTORIL							
1	REA	130	7 12	9 12	12 12	12 12	12 9	12 9									
	Jonathan (GBR)																
2	REDDING	84 46	9 7	12 9	2 5	7 9	7 12	3 2									
	Scott (GBR)																
3	RAZGATLIOGLU	56 74 28	6 9	5	9 9	3	3 3	9									
	Toprak (TUR)																
4	VAN DER MARK	56 74 0	4 5	6 7	5 3	2 7		5 12									
	Michael (NED)																
5	SYKES	51 79 5	12 4	7 4	6 4		6 1	6 1									
	Tom (GBR)																
6	BAZ	45 85 6	3 3	4 6	4 7	9 1		1 7									
	Loris (FRA)																
7	LOWES	44 86 1	2 6	3	7 6	6 4	1 4	2 3									
	Alex (GBR)																
8	RINALDI	37 93 7	1		3 2	5 2	9 7	4 4									
	Michael Ruben (ITA)																
9	BAUTISTA	29 101 8		2		3 6	5 6	7									
	Alvaro (ESP)																
10	DAVIES	27 103 2		3 5		1 5	2 5	6									
	Chaz (GBR)																
11	HASLAM	20 110 7	5 2	1 1	1	4	4 2										
	Leon (GBR)																
12	GERLOFF	7 123 13		2				5									
	Garrett (USA)																
13	LAVERTY	1 129 6			1												
	Eugene (IRL)																
14	CORTESE	1 129 0	1														
	Sandro (GER)																

20/09/2020 Odd points columns: Tissot Superpole Even points columns: Tissot Superpole Race

These data/results cannot be reproduced, stored and/or transmitted in whole or in part by any manner of electronic, mechanical, photocopying, recording, broadcasting or otherwise now known or herein after developed without the previous express consent by the copyright owner, except for reproduction in daily press and regular printed publications on sale to the public within 60 days of the event related to those data/results and always provided that copyright symbol appears together as follows below.

© DORNA WSBK ORGANIZATION Srl 2020

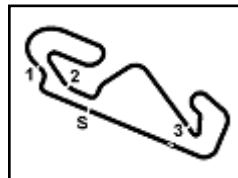
FIKR PERUGIA TIMING



Official Tyre Supplier



Official Timekeeper



Acerbis Catalunya Round, 18 - 20 September 2020 Championship Standings

Circuit de Barcelona 4.627 m

1 / 2

Points	Points From First	Points From Previous	Races																	
			March 1 PHILLIP ISLAND	August 2 JEREZ	August 9 PORTIMÃO	August 30 ARAGON	September 6 TERUEL	September 20 BARCELONA	October 4 MAGNY-COURS	October 18 ESTORIL										
1	REA Jonathan (GBR)	277	20 12	20 12	10 12	25 12	25 12	16 12	25 12	20 9	25 9	25 9								
2	REDDING Scott (GBR)	229	48	16 7	16 9	25 9	25 5	20 9	9 12	20 12	16 2	20 2								
3	DAVIES Chaz (GBR)	163	114	66	8 5	11 20	13 5	20 5	13 5	5 5	13 6	16 6								
4	VAN DER MARK Michael (NED)	158	119	5	13 5	13 7	9 7	16 3	16 8	11 10	10 7	13 10	13 12							
5	RAZGATLIOGLU Toprak (TUR)	157	120	1	25 9	16 16	16 9	20 8	8 3	10 3	8 3	11 9	9 10							
6	RINALDI Michael Ruben (ITA)	144	133	13	6 1	10 13	11 2	10 10	13 2	11 2	25 7	20 4	9 4							
7	LOWES Alex (GBR)	137	140	7	20 6	25 3	7 11	13 6	13 4	7 4	10 4	11 7	7 3							
8	BAUTISTA Alvaro (ESP)	94	183	43	10 10	9 8	8 7	11 11	7 16	16 6	6 6	11 11								
9	BAZ Loris (FRA)	85	192	9	9 3	8 6	11 11	10 7	10 7	9 1	4 8	8 2	2 7							
10	HASLAM Leon (GBR)	81	196	4	11 2	4 4	6 1	4 3	4 1	6 9	9 13	6 6								
11	SYKES Tom (GBR)	59	218	22	7 4	6 4	5 4	8 4	9 4	4 1	6 1	1 1								
12	GERLOFF Garrett (USA)	52	225	7	2	5 2	6 2	5 5	6 5	6 6	8 8	5 5								
13	CARICASULO Federico (ITA)	37	240	15	4			1 7	7 3	7 7	7 1	1 1								
14	LAVERTY Eugene (IRL)	36	241	1	5	1		6 4		2 8	5 5	5 5								
15	FORES Xavi (ESP)	36	241	0	5	3 3	3 3	3 3	8 5	3 3	3 3	3 3								
16	MELANDRI Marco (ITA)	23	254	13		8 7		2 2	2 2		4 4									
17	CORTESE Sandro (GER)	14	263	9	3 7	2 2														
18	MERCADO Leandro (ARG)	12	265	2			1	6 5												
19	SCHEIB Maximilian (CHI)	11	266	1	1 9					1 1										
20	BARRIER Sylvain (FRA)	5	272	6				1 4												
21	FERRARI Matteo (ITA)	4	273	1						2 2										
22	RAMOS Roman (ESP)	4	273	0					3 3		1 1									
23	PONSSON Christophe (FRA)	4	273	0		4														
24	FOLGER Jonas (GER)	4	273	0								4 4								
25	TAKAHASHI Takumi (JPN)	2	275	2					1 1											

20/09/2020 First Line: Race 1 & 2 - Second Line: Tissot Superpole Race

These data/results cannot be reproduced, stored and/or transmitted in whole or in part by any manner of electronic, mechanical, photocopying, recording, broadcasting or otherwise now known or herein after developed without the previous express consent by the copyright owner, except for reproduction in daily press and regular printed publications on sale to the public within 60 days of the event related to those data/results and always provided that copyright symbol appears together as follows below.

© DORNA WSBK ORGANIZATION Srl 2020

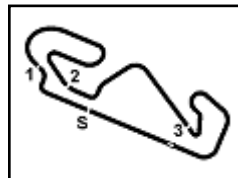
FICR PERUGIA TIMING



Official Tyre Supplier



Official Timekeeper



**Acerbis Catalunya Round, 18 - 20 September 2020
Championship Standings**

Circuit de Barcelona 4.627 m

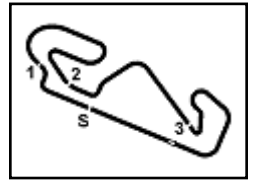
Points	Points From First	Points From Previous	March 1	August 2	August 9	August 30	September 6	September 20	October 4	October 18								
			PHILLIP ISLAND	JEREZ	PORTIMÃO	ARAGON	TERUEL	BARCELONA	MAGNY-COURS	ESTORIL								
Independent Riders																		
1 RINALDI Michael Ruben (ITA)	144		6 1	10 13 3	11 10 2	13 11 2	25 20 7	9 4										
2 BAZ Loris (FRA)	85 59		9 8 3	11 6	10 7	9 1	4 8 1	2 7										
3 GERLOFF Garrett (USA)	52 92 33		2	5 6 2	2 5	6	5 6	8 5										
4 CARICASULO Federico (ITA)	37 107 15		4		1 7	7 3	7 7	1										
5 FORES Xavi (ESP)	36 108 1		5	3 3	3	8 5	3 3	3										
6 MELANDRI Marco (ITA)	23 121 13			8 7	2	2	4											
7 CORTESE Sandro (GER)	14 130 9		3 7	2 2														
8 MERCADO Leandro (ARG)	12 132 2			1	6	5												
9 SCHEIB Maximilian (CHI)	11 133 1		1 9			1												
10 BARRIER Sylvain (FRA)	5 139 6				1	4												
11 RAMOS Roman (ESP)	4 140 1					3	1											
12 PONSSON Christophe (FRA)	4 140 0			4														
13 FOLGER Jonas (GER)	4 140 0							4										
14 FERRARI Matteo (ITA)	4 140 0						2 2											
15 TAKAHASHI Takumi (JPN)	2 142 2					1	1											

20/09/2020 First Line: Race 1 & 2 - Second Line: Tissot Superpole Race

These data/results cannot be reproduced, stored and/or transmitted in whole or in part by any manner of electronic, mechanical, photocopying, recording, broadcasting or otherwise now known or herein after developed without the previous express consent by the copyright owner, except for reproduction in daily press and regular printed publications on sale to the public within 60 days of the event related to those data/results and always provided that copyright symbol appears together as follows below.

© DORNA WSBK ORGANIZATION Srl 2020





Circuit de Barcelona 4.627 m

Acerbis Catalunya Round, 18 - 20 September 2020

Starting Grid - Race 2

20 Laps x 4,627 km = 92,540 km

1	60 VAN DER MARK M. Yamaha	2	1 REA J. Kawasaki	3	76 BAZ L. Yamaha	
2	4	7 DAVIES C. Ducati	5	31 GERLOFF G. Yamaha	6	21 RINALDI M. Ducati
3	7	22 LOWES A. Kawasaki	8	45 REDDING S. Ducati	9	66 SYKES T. BMW
4	10	19 BAUTISTA A. Honda	11	91 HASLAM L. Honda	12	50 LAVERTY E. BMW
5	13	12 FORES X. Kawasaki	14	20 BARRIER S. Ducati	15	97 CAVALIERI S. Ducati
6	16	87 ZANETTI L. Ducati	17	13 TAKAHASHI T. Honda	18	53 DEBISE V. Kawasaki
7	19	94 FOLGER J. Yamaha	20 *	64 CARICASULO F. Yamaha		

N.64 (Caricasulo F.) has been penalized to start from the last grid position according to Art. 1.21.2

20/09/2020 The Race Director

* = Penalized

These data/results cannot be reproduced, stored and/or transmitted in whole or in part by any manner of electronic, mechanical, photocopying, recording, broadcasting or otherwise now known or herein after developed without the previous express consent by the copyright owner, except for reproduction in daily press and regular printed publications on sale to the public within 60 days of the event related to those data/results and always provided that copyright symbol appears together as follows below.

© DORNA WSBK ORGANIZATION Srl 2020

FIKR PERUGIA TIMING



Official Tyre Supplier



Official Timekeeper