

## Acerbis Catalunya Round, 18 - 20 September 2020 Chronological Analysis Race 2

Circuit de Barcelona 4.627 m

Start at 15:00'40.104

1 / 4

1° 7 C. DAVIES (1'42.646)							
Lap	Seg.1	Seg.2	Seg.3	Seg.4	Lap Time	km/h	Local Time
1		32.367	21.364	<b>31.483</b>	1'46.950	268,0	15:02'27.054
2	17.803	<b>32.165</b>	21.219	31.484	1'42.671	319,5	15:04'09.725
3	17.645	32.296	21.192	31.513	<b>1'42.646</b>	<b>324,3</b>	15:05'52.371
4	17.705	32.459	<b>21.060</b>	31.576	1'42.800	<b>324,3</b>	15:07'35.171
5	17.768	32.391	21.146	31.544	1'42.849	316,7	15:09'18.020
6	17.706	32.430	21.235	31.645	1'43.016	314,0	15:11'01.036
7	17.756	32.487	21.159	31.645	1'43.047	314,9	15:12'44.083
8	17.771	32.535	21.180	31.777	1'43.263	315,8	15:14'27.346
9	17.682	32.445	21.146	31.649	1'42.922	315,8	15:16'10.268
10	17.639	32.492	21.227	31.674	1'43.032	316,7	15:17'53.300
11	17.741	32.727	21.328	31.799	1'43.595	314,0	15:19'36.895
12	17.687	32.390	21.218	31.672	1'42.967	314,9	15:21'19.862
13	<b>17.631</b>	32.506	21.131	31.717	1'42.985	315,8	15:23'02.847
14	17.713	32.654	21.266	31.785	1'43.418	314,9	15:24'46.265
15	17.734	32.594	21.157	31.834	1'43.319	311,2	15:26'29.584
16	17.753	32.631	21.195	31.882	1'43.461	313,0	15:28'13.045
17	17.775	32.776	21.288	31.910	1'43.749	314,9	15:29'56.794
18	17.818	32.831	21.227	31.947	1'43.823	314,9	15:31'40.617
19	17.799	32.985	21.394	32.146	1'44.324	313,0	15:33'24.941
20	17.907	33.009	21.631	32.345	1'44.892	313,0	15:35'09.833
Race Time 34'29.729							

16	17.865	32.635	21.387	31.981	1'43.868	308,6	15:28'15.259
17	17.862	32.703	21.401	31.816	1'43.782	309,5	15:29'59.041
18	17.908	32.728	21.391	31.903	1'43.930	310,3	15:31'42.971
19	17.874	32.817	21.465	32.179	1'44.335	309,5	15:33'27.306
20	17.860	32.935	21.483	32.808	1'45.086	308,6	15:35'12.392
Race Time 34'32.288							

2° 60 M. VAN DER MARK (1'42.852)							
Lap	Seg.1	Seg.2	Seg.3	Seg.4	Lap Time	km/h	Local Time
1		<b>32.191</b>	21.293	31.431	1'46.336	256,5	15:02'26.440
2	18.139	32.216	21.645	31.402	1'43.402	301,7	15:04'09.842
3	<b>17.731</b>	32.286	21.429	31.418	1'42.864	<b>317,6</b>	15:05'52.706
4	17.786	32.516	21.336	31.379	1'43.017	314,0	15:07'35.723
5	17.791	32.278	21.416	31.402	1'42.887	313,0	15:09'18.610
6	17.957	32.213	21.320	<b>31.376</b>	1'42.866	313,0	15:11'01.476
7	17.747	32.484	21.359	31.436	1'43.026	312,1	15:12'44.502
8	18.287	32.253	<b>21.272</b>	31.474	1'43.286	309,5	15:14'27.788
9	17.828	32.309	21.369	31.389	1'42.895	316,7	15:16'10.683
10	17.794	32.272	21.339	31.447	<b>1'42.852</b>	308,6	15:17'53.535
11	17.836	32.377	21.612	31.695	1'43.520	311,2	15:19'37.055
12	17.848	32.367	21.349	31.546	1'43.110	308,6	15:21'20.165
13	17.793	32.414	21.488	31.589	1'43.284	310,3	15:23'03.449
14	17.897	32.337	21.457	31.664	1'43.355	308,6	15:24'46.804
15	18.016	32.466	21.482	31.876	1'43.840	305,1	15:26'30.644
16	18.029	32.555	21.532	31.822	1'43.938	304,2	15:28'14.582
17	17.966	32.645	21.449	31.773	1'43.833	305,9	15:29'58.415
18	17.975	32.721	21.455	31.864	1'44.015	307,7	15:31'42.430
19	17.984	32.710	21.428	32.656	1'44.778	303,4	15:33'27.208
20	18.116	33.044	21.594	32.331	1'45.085	303,4	15:35'12.293
Race Time 34'32.189							

4° 1 J. REA (1'42.783)							
Lap	Seg.1	Seg.2	Seg.3	Seg.4	Lap Time	km/h	Local Time
1		32.422	21.762	31.389	1'47.447	255,3	15:02'27.551
2	17.832	32.439	21.453	31.394	1'43.118	318,6	15:04'10.669
3	17.798	32.269	21.333	<b>31.383</b>	<b>1'42.783</b>	315,8	15:05'53.452
4	17.788	32.436	<b>21.246</b>	31.539	1'43.009	315,8	15:07'36.461
5	<b>17.755</b>	<b>32.243</b>	21.339	31.518	1'42.855	314,9	15:09'19.316
6	17.786	32.350	21.281	31.526	1'42.943	314,9	15:11'02.259
7	17.805	32.378	21.372	31.569	1'43.124	313,0	15:12'45.383
8	17.921	32.365	21.315	31.580	1'43.181	<b>320,5</b>	15:14'28.564
9	17.871	32.418	21.383	31.622	1'43.294	313,0	15:16'11.858
10	17.849	32.451	21.285	31.754	1'43.339	313,0	15:17'55.197
11	17.900	32.658	21.405	31.898	1'43.861	310,3	15:19'39.058
12	18.083	32.653	21.516	31.860	1'44.112	310,3	15:21'23.170
13	17.865	32.679	21.384	31.863	1'43.791	316,7	15:23'06.961
14	17.875	32.619	21.419	31.845	1'43.758	313,0	15:24'50.719
15	17.969	32.641	21.459	31.915	1'43.984	310,3	15:26'34.703
16	17.994	32.751	21.538	32.073	1'44.356	308,6	15:28'19.059
17	18.046	32.691	21.488	32.045	1'44.270	310,3	15:30'03.329
18	18.106	32.822	21.465	32.104	1'44.497	311,2	15:31'47.826
19	18.189	32.823	21.569	32.130	1'44.711	306,8	15:33'32.537
20	18.231	32.912	21.604	32.589	1'45.336	307,7	15:35'17.873
Race Time 34'37.769							

3° 31 G. GERLOFF (1'42.851)							
Lap	Seg.1	Seg.2	Seg.3	Seg.4	Lap Time	km/h	Local Time
1		32.350	21.383	31.549	1'46.866	257,1	15:02'26.970
2	18.003	32.340	21.214	31.572	1'43.129	314,0	15:04'10.099
3	17.763	32.388	21.280	31.424	1'42.855	318,6	15:05'52.954
4	17.898	32.408	21.306	<b>31.311</b>	1'42.923	317,6	15:07'35.877
5	17.836	<b>32.330</b>	21.301	31.424	1'42.891	315,8	15:09'18.768
6	17.863	32.390	21.293	31.429	1'42.975	<b>319,5</b>	15:11'01.743
7	17.761	32.420	21.274	31.396	<b>1'42.851</b>	313,0	15:12'44.594
8	<b>17.732</b>	32.423	21.224	31.605	1'42.984	309,5	15:14'27.578
9	17.879	32.618	21.310	31.442	1'43.249	308,6	15:16'10.827
10	17.884	32.426	21.334	31.519	1'43.163	312,1	15:17'53.990
11	17.867	32.580	<b>21.204</b>	31.583	1'43.234	311,2	15:19'37.224
12	17.887	32.552	21.366	31.614	1'43.419	314,9	15:21'20.643
13	17.887	32.478	21.422	31.675	1'43.462	312,1	15:23'04.105
14	17.914	32.539	21.324	31.761	1'43.538	311,2	15:24'47.643
15	17.932	32.642	21.334	31.840	1'43.748	307,7	15:26'31.391

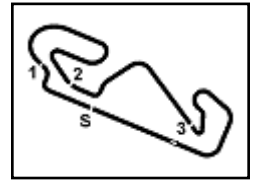
5° 66 T. SYKES (1'43.151)							
Lap	Seg.1	Seg.2	Seg.3	Seg.4	Lap Time	km/h	Local Time
1		32.653	21.543	<b>31.513</b>	1'47.720	266,7	15:02'27.824
2	17.931	32.324	21.464	31.696	1'43.415	314,0	15:04'11.239
3	17.877	32.297	21.363	31.651	1'43.188	314,0	15:05'54.427
4	17.860	<b>32.287</b>	21.372	31.632	<b>1'43.151</b>	<b>313,0</b>	15:07'37.578
5	<b>17.828</b>	32.376	21.451	31.777	1'43.432	<b>314,9</b>	15:09'21.010
6	18.072	32.532	21.432	31.748	1'43.784	310,3	15:11'04.794
7	17.983	32.379	21.346	31.749	1'43.457	309,5	15:12'48.251
8	17.968	32.375	<b>21.298</b>	31.652	1'43.293	311,2	15:14'31.544
9	17.942	32.465	21.299	32.060	1'43.766	311,2	15:16'15.310
10	17.973	32.447	21.428	31.905	1'43.753	309,5	15:17'59.063
11	18.007	32.521	21.466	31.865	1'43.859	309,5	15:19'42.922
12	17.965	32.476	21.404	31.792	1'43.637	308,6	15:21'26.559
13	17.931	32.427	21.382	31.850	1'43.590	309,5	15:23'10.149
14	17.973	32.539	21.437	31.928	1'43.877	307,7	15:24'54.026
15	18.042	32.572	21.495	32.011	1'44.120	307,7	15:26'38.146
16	18.103	32.719	21.587	32.175	1'44.584	308,6	15:28'22.730
17	18.131	32.754	21.644	32.143	1'44.672	310,3	15:30'07.402
18	18.101	32.796	21.703	32.211	1'44.811	310,3	15:31'52.213
19	18.084	33.365	21.843	32.466	1'45.758	310,3	15:33'37.971
20	18.224	33.080	21.554	32.200	1'45.058	314,0	15:35'23.029
Race Time 34'42.925							

6° 45 S. REDDING (1'42.903)							
Lap	Seg.1	Seg.2	Seg.3	Seg.4	Lap Time	km/h	Local Time
1		<b>32.222</b>	21.311	31.556	1'47.213	266,7	15:02'27.317
2	17.800	32.530	21.255	<b>31.504</b>	1'43.089	316,7	15:04'10.406
3	17.746	32.339	<b>21.148</b>	31.670	<b>1'42.903</b>	319,5	15:05'53.309
4	17.788	32.630	21.195	31.919	1'43.532	<b>320,5</b>	15:07'36.841
5	17.696	32.437	21.294	31.596	1'43.023	319,5	15:09'19.864
6	17.713	32.488	21.259	31.778	1'43.238	316,7	15:11'03.102
7	17.688	32.606	21.348	31.773	1'43.415	314,9	15:12'46.517
8	17.813	32.512	21.265	31.678	1'43.268	316,7	15:14'29.785
9	<b>17.674</b>	32.605	21.233	31.775	1'43.287	317,6	15:16'13.072

20/09/2020 P = Pits In/Out - C = Lap Time Cancelled

These data/results cannot be reproduced, stored and/or transmitted in whole or in part by any manner of electronic, mechanical, photocopying, recording, broadcasting or otherwise now known or herein after developed without the previous express consent by the copyright owner, except for reproduction in daily press and regular printed publications on sale to the public within 60 days of the event related to those data/results and always provided that copyright symbol appears together as follows below.

© DORNA WSBK ORGANIZATION Srl 2020



## Acerbis Catalunya Round, 18 - 20 September 2020 Chronological Analysis Race 2

Circuit de Barcelona 4.627 m

Start at 15:00'40.104

2 / 4

10	17.748	32.531	21.229	31.695	1'43.203	316,7	15:17'56.275	4	17.874	32.376	21.350	31.676	1'43.276	317,6	15:07'39.163
11	17.738	32.633	21.289	31.881	1'43.541	317,6	15:19'39.816	5	17.885	32.554	21.479	31.766	1'43.684	319,5	15:09'22.847
12	17.845	32.626	21.375	31.936	1'43.782	317,6	15:21'23.598	6	17.931	32.388	22.710	31.919	1'44.948	315,8	15:11'07.795
13	17.762	32.645	21.368	31.969	1'43.744	<b>320,5</b>	15:23'07.342	7	18.016	32.383	21.353	31.726	1'43.478	315,8	15:12'51.273
14	17.830	32.783	21.452	32.049	1'44.114	318,6	15:24'51.456	8	17.919	32.365	<b>21.341</b>	31.828	1'43.453	317,6	15:14'34.726
15	18.146	32.989	21.596	32.161	1'44.892	310,3	15:26'36.348	9	18.267	32.545	21.414	31.732	1'43.958	320,5	15:16'18.684
16	17.916	33.172	21.476	32.328	1'44.892	313,0	15:28'21.240	10	17.934	32.445	21.445	31.717	1'43.541	316,7	15:18'02.225
17	17.902	33.049	21.691	32.415	1'45.057	314,0	15:30'06.297	11	17.871	32.594	21.430	31.801	1'43.696	316,7	15:19'45.921
18	18.012	33.203	21.648	32.516	1'45.379	312,1	15:31'51.676	12	17.945	32.630	21.558	31.837	1'43.970	316,7	15:21'29.891
19	18.064	33.645	21.711	32.801	1'46.221	310,3	15:33'37.897	13	17.962	32.773	21.653	31.814	1'44.202	318,6	15:23'14.093
20	18.117	33.534	21.638	32.879	1'46.168	311,2	15:35'24.065	14	18.031	32.716	21.692	31.879	1'44.318	313,0	15:24'58.411
Race Time 34'43.961															

7° 50 E. LAVERTY (1'43.473)							
Lap	Seg.1	Seg.2	Seg.3	Seg.4	Lap Time	km/h	Local Time
1		32.672	21.623	31.643	1'48.063	268,7	15:02'28.167
2	17.916	32.388	21.546	31.676	1'43.526	314,9	15:04'11.693
3	17.937	<b>32.375</b>	21.523	<b>31.638</b>	<b>1'43.473</b>	314,9	15:05'55.166
4	17.902	32.490	21.499	31.756	1'43.647	315,8	15:07'38.813
5	17.905	32.427	21.521	31.686	1'43.539	314,9	15:09'22.352
6	17.948	32.481	21.449	31.824	1'43.702	313,0	15:11'06.054
7	17.905	32.478	<b>21.445</b>	31.817	1'43.645	313,0	15:12'49.699
8	18.007	32.494	21.505	32.067	1'44.073	314,0	15:14'33.772
9	<b>17.885</b>	32.609	21.465	31.876	1'43.835	314,0	15:16'17.607
10	17.919	32.573	21.468	31.780	1'43.740	314,0	15:18'01.347
11	18.164	32.654	21.532	31.988	1'44.338	314,0	15:19'45.685
12	17.941	32.615	21.516	31.940	1'44.012	316,7	15:21'29.697
13	17.956	32.863	21.477	31.920	1'44.216	<b>318,6</b>	15:23'13.913
14	17.987	32.765	21.607	31.891	1'44.250	315,8	15:24'58.163
15	18.039	32.784	21.622	31.841	1'44.286	314,0	15:26'42.449
16	17.900	32.808	21.685	32.149	1'44.542	312,1	15:28'26.991
17	18.043	32.802	21.651	32.138	1'44.634	312,1	15:30'11.625
18	18.043	32.680	21.644	32.077	1'44.444	312,1	15:31'56.069
19	18.077	32.811	21.701	32.224	1'44.813	310,3	15:33'40.882
20	18.128	33.010	21.898	32.324	1'45.360	311,2	15:35'26.242
Race Time 34'46.138							

10° 76 L. BAZ (1'43.216)							
Lap	Seg.1	Seg.2	Seg.3	Seg.4	Lap Time	km/h	Local Time
1		33.110	21.692	31.882	1'50.216	252,9	15:02'30.320
2	<b>17.848</b>	32.370	21.574	31.957	1'43.749	<b>315,8</b>	15:04'14.069
3	18.189	<b>32.188</b>	<b>21.280</b>	31.559	<b>1'43.216</b>	314,9	15:05'57.285
4	18.127	32.284	21.394	<b>31.463</b>	1'43.268	314,9	15:07'40.553
5	17.965	32.299	21.444	31.534	1'43.242	306,8	15:09'23.795
6	17.927	32.397	21.580	31.588	1'43.492	306,8	15:11'07.287
7	17.875	32.345	21.346	31.681	1'43.247	306,8	15:12'50.534
8	18.043	32.374	21.510	31.725	1'43.652	308,6	15:14'34.186
9	17.909	32.635	21.513	31.716	1'43.773	310,3	15:16'17.959
10	17.920	32.765	21.552	31.825	1'44.062	312,1	15:18'02.021
11	18.177	32.731	21.693	31.831	1'44.432	305,9	15:19'46.453
12	17.960	32.684	21.559	31.758	1'43.961	307,7	15:21'30.414
13	17.969	32.797	21.495	31.970	1'44.231	306,8	15:23'14.645
14	18.048	32.798	21.569	31.908	1'44.323	307,7	15:24'58.968
15	18.087	32.826	21.615	32.026	1'44.554	304,2	15:26'43.522
16	18.121	32.842	21.566	32.365	1'44.884	306,8	15:28'28.406
17	18.136	32.968	21.773	32.339	1'45.216	305,1	15:30'13.622
18	18.149	33.026	21.804	32.336	1'45.315	304,2	15:31'58.937
19	18.230	33.029	21.762	32.460	1'45.481	304,2	15:33'44.418
20	18.183	33.189	21.811	32.633	1'45.816	303,4	15:35'30.234
Race Time 34'50.130							

8° 22 A. LOWES (1'43.325)							
Lap	Seg.1	Seg.2	Seg.3	Seg.4	Lap Time	km/h	Local Time
1		32.650	21.654	32.068	1'48.986	259,6	15:02'29.090
2	18.129	32.603	21.396	31.578	1'43.706	301,7	15:04'12.796
3	17.932	32.436	21.462	31.627	1'43.457	313,0	15:05'56.253
4	17.961	32.468	21.399	<b>31.570</b>	1'43.398	312,1	15:07'39.651
5	17.950	32.425	21.519	31.658	1'43.552	313,0	15:09'23.203
6	17.893	<b>32.336</b>	21.490	31.606	<b>1'43.325</b>	314,0	15:11'06.528
7	18.011	32.463	21.412	31.765	1'43.651	309,5	15:12'50.179
8	17.884	32.398	<b>21.251</b>	31.997	1'43.530	313,0	15:14'33.709
9	18.110	32.601	21.509	31.758	1'43.978	309,5	15:16'17.687
10	17.971	32.573	21.469	31.764	1'43.777	312,1	15:18'01.464
11	<b>17.858</b>	32.524	21.380	31.995	1'43.757	<b>316,7</b>	15:19'45.221
12	17.946	32.541	21.414	32.102	1'44.003	308,6	15:21'29.224
13	18.184	32.732	21.492	31.972	1'44.380	309,5	15:23'13.604
14	18.047	32.670	21.536	32.073	1'44.326	307,7	15:24'57.930
15	18.116	32.710	21.596	31.982	1'44.404	305,1	15:26'42.334
16	18.336	32.789	21.626	32.163	1'44.914	303,4	15:28'27.248
17	18.393	32.805	21.659	32.379	1'45.236	311,2	15:30'12.484
18	18.071	32.866	21.597	32.316	1'44.850	314,0	15:31'57.334
19	18.061	32.951	21.620	32.308	1'44.940	307,7	15:33'42.274
20	18.158	32.938	21.633	32.420	1'45.149	308,6	15:35'27.423
Race Time 34'47.319							

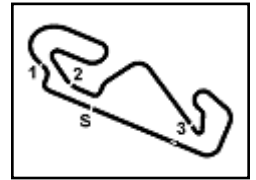
11° 94 J. FOLGER (1'43.360)							
Lap	Seg.1	Seg.2	Seg.3	Seg.4	Lap Time	km/h	Local Time
1		33.072	21.848	32.655	1'50.912	268,0	15:02'31.016
2	18.148	<b>32.297</b>	21.375	31.681	1'43.501	<b>316,7</b>	15:04'14.517
3	18.246	32.691	<b>21.266</b>	31.603	1'43.806	314,9	15:05'58.323
4	17.813	32.642	21.610	31.511	1'43.576	313,0	15:07'41.899
5	17.880	32.394	21.586	<b>31.500</b>	<b>1'43.360</b>	314,0	15:09'25.259
6	17.924	32.565	21.472	31.722	1'43.683	315,8	15:11'08.942
7	18.020	32.793	21.496	31.899	1'44.208	312,1	15:12'53.150
8	18.121	32.529	21.468	31.744	1'43.862	315,8	15:14'37.012
9	18.054	32.569	21.526	31.694	1'43.843	313,0	15:16'20.855
10	17.878	32.647	21.399	31.837	1'43.761	312,1	15:18'04.616
11	17.948	32.700	21.481	31.953	1'44.082	312,1	15:19'48.698
12	17.918	32.744	21.581	32.178	1'44.421	311,2	15:21'33.119
13	17.971	32.695	21.717	31.857	1'44.240	<b>316,7</b>	15:23'17.359
14	<b>17.811</b>	32.649	21.400	31.807	1'43.667	313,0	15:25'01.026
15	17.969	32.803	21.464	32.093	1'44.329	307,7	15:26'45.355
16	17.983	32.744	21.547	32.155	1'44.429	308,6	15:28'29.784
17	18.020	32.838	21.580	32.160	1'44.598	310,3	15:30'14.382
18	18.060	32.929	21.594	32.281	1'44.864	313,0	15:31'59.246
19	18.223	33.159	21.768	32.322	1'45.472	314,0	15:33'44.718
20	18.076	33.178	21.773	32.539	1'45.566	314,0	15:35'30.284

9° 91 L. HASLAM (1'42.877)							
Lap	Seg.1	Seg.2	Seg.3	Seg.4	Lap Time	km/h	Local Time
1		32.697	21.670	32.013	1'49.118	267,3	15:02'29.222
2	<b>17.705</b>	<b>32.284</b>	21.343	<b>31.545</b>	<b>1'42.877</b>	320,5	15:04'12.099
3	17.946	32.424	21.412	32.006	1'43.788	<b>322,4</b>	15:05'55.887

20/09/2020 P = Pits In/Out - C = Lap Time Cancelled

These data/results cannot be reproduced, stored and/or transmitted in whole or in part by any manner of electronic, mechanical, photocopying, recording, broadcasting or otherwise now known or herein after developed without the previous express consent by the copyright owner, except for reproduction in daily press and regular printed publications on sale to the public within 60 days of the event related to those data/results and always provided that copyright symbol appears together as follows below.

© DORNA WSBK ORGANIZATION Srl 2020



## Acerbis Catalunya Round, 18 - 20 September 2020 Chronological Analysis Race 2

Circuit de Barcelona 4.627 m

Start at 15:00'40.104

3 / 4

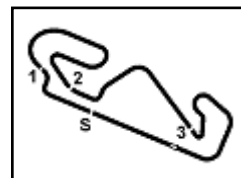
64 F. CARICASULO (1'43.438)										Race Time 34'50.180					
Lap	Seg.1	Seg.2	Seg.3	Seg.4	Lap Time	km/h	Local Time								
1		32.864	21.782	31.982	1'49.716	268,0	15:02'29.820	15	18.490	33.233	22.049	32.467	1'46.239	297,5	15:27'07.865
2	18.161	32.681	21.675	31.799	1'44.316	<b>315,8</b>	15:04'14.136	16	18.340	33.335	21.929	33.710	1'47.314	296,7	15:28'55.179
3	18.229	32.563	<b>21.390</b>	31.587	1'43.769	312,1	15:05'57.905	17	18.475	33.373	22.142	32.650	1'46.640	300,8	15:30'41.819
4	17.903	32.812	21.540	<b>31.477</b>	1'43.732	<b>315,8</b>	15:07'41.637	18	18.361	33.172	22.042	32.548	1'46.123	298,3	15:32'27.942
5	<b>17.825</b>	32.558	21.493	31.562	<b>1'43.438</b>	311,2	15:09'25.075	19	18.387	33.267	22.364	32.804	1'46.822	292,7	15:34'14.764
6	17.973	<b>32.506</b>	21.518	31.770	1'43.767	309,5	15:11'08.842	20	18.461	33.295	21.954	32.623	1'46.333	296,7	15:36'01.097
7	18.037	32.738	21.501	31.824	1'44.100	308,6	15:12'52.942					Race Time 35'20.993			
8	17.855	32.655	21.466	31.787	1'43.763	310,3	15:14'36.705								
9	17.845	32.563	21.670	31.726	1'43.804	310,3	15:16'20.509								
10	17.869	32.558	21.565	31.880	1'43.872	308,6	15:18'04.381								
11	17.917	32.751	21.545	31.878	1'44.091	311,2	15:19'48.472								
12	17.886	32.849	21.552	32.183	1'44.470	311,2	15:21'32.942								
13	17.920	32.790	21.610	32.001	1'44.321	311,2	15:23'17.263								
14	18.117	32.903	21.599	32.147	1'44.766	307,7	15:25'02.029								
15	17.985	32.830	21.706	32.129	1'44.650	307,7	15:26'46.679								
16	18.160	33.243	21.855	32.535	1'45.793	309,5	15:28'32.472								
17	18.128	33.221	21.806	32.290	1'45.445	310,3	15:30'17.917								
18	18.040	33.133	21.754	32.348	1'45.275	309,5	15:32'03.192								
19	18.108	33.263	22.075	32.409	1'45.855	307,7	15:33'49.047								
20	18.219	33.401	21.979	32.601	1'46.200	307,7	15:35'35.247								

21 M. RINALDI (1'42.679)										RET					
Lap	Seg.1	Seg.2	Seg.3	Seg.4	Lap Time	km/h	Local Time								
1								1		32.208	21.342	31.481	1'46.545	263,4	15:02'26.649
2	17.818							2	17.818	<b>32.170</b>	21.336	31.492	1'42.816	309,5	15:04'09.465
3								3		32.221	21.205	31.499	<b>1'42.679</b>	310,3	15:05'52.144
4	18.008							4	18.008	32.613	<b>21.186</b>	<b>31.398</b>	1'43.205	309,5	15:07'35.349
5	17.837							5	17.837	32.398	21.254	31.478	1'42.967	314,9	15:09'18.316
6	17.809							6	17.809	32.302	21.222	31.542	1'42.875	312,1	15:11'01.191
7	17.842							7	17.842	32.982	21.525	31.671	1'44.020	314,0	15:12'45.211
8	18.442							8	18.442	32.431	21.307	31.675	1'43.855	314,0	15:14'29.066
9	17.819							9	17.819	32.496	21.442	31.607	1'43.364	<b>315,8</b>	15:16'12.430
10	17.855							10	17.855	32.551	21.278	31.635	1'43.319	314,0	15:17'55.749
11	17.775							11	17.775	32.562	21.282	31.809	1'43.428	314,0	15:19'39.177
12	17.832							12	17.832	32.500	21.340	31.694	1'43.366	310,3	15:21'22.543
13	17.801							13	17.801	32.447	21.247	31.621	1'43.116	311,2	15:23'05.659
14	17.878							14	17.878	32.524	21.492	31.684	1'43.578	306,8	15:24'49.237
15	17.880							15	17.880	32.555	21.400	31.629	1'43.464	306,8	15:26'32.701
16	17.898							16	17.898	32.579	21.575	31.856	1'43.908	306,8	15:28'16.609
17	18.311							17	18.311	32.770	21.544	32.089	1'44.714	296,7	15:30'01.323
18	18.321							18	18.321	32.908	21.816	32.210	1'45.255	295,9	15:31'46.578

87 L. ZANETTI (1'43.709)										Race Time 34'55.143					
Lap	Seg.1	Seg.2	Seg.3	Seg.4	Lap Time	km/h	Local Time								
1		33.137	21.884	32.063	1'50.189	264,1	15:02'30.293								
2	18.044	32.647	21.576	31.893	1'44.160	<b>312,1</b>	15:04'14.453								
3	18.364	33.180	21.478	31.810	1'44.832	305,1	15:05'59.285								
4	17.988	32.667	21.611	31.810	1'44.076	310,3	15:07'43.361								
5	18.151	32.754	<b>21.359</b>	31.784	1'44.048	308,6	15:09'27.409								
6	17.898	<b>32.606</b>	21.560	<b>31.645</b>	<b>1'43.709</b>	307,7	15:11'11.118								
7	<b>17.847</b>	32.806	21.375	31.935	1'43.963	308,6	15:12'55.081								
8	18.013	32.708	21.383	31.936	1'44.040	307,7	15:14'39.121								
9	17.957	32.753	21.484	31.978	1'44.172	307,7	15:16'23.293								
10	17.985	32.865	21.494	32.279	1'44.623	305,9	15:18'07.916								
11	17.920	32.974	21.762	32.219	1'44.875	305,9	15:19'52.791								
12	18.148	32.909	21.652	32.210	1'44.919	305,9	15:21'37.710								
13	17.963	32.962	21.577	32.125	1'44.627	306,8	15:23'22.337								
14	18.060	32.903	21.899	32.239	1'45.101	304,2	15:25'07.438								
15	18.068	33.026	21.713	32.531	1'45.338	302,5	15:26'52.776								
16	18.051	33.060	21.643	32.353	1'45.107	304,2	15:28'37.883								
17	18.019	33.173	21.679	32.459	1'45.330	305,1	15:30'23.213								
18	18.053	33.212	21.760	32.510	1'45.535	304,2	15:32'08.748								
19	18.140	33.467	21.848	32.632	1'46.087	302,5	15:33'54.835								
20	18.235	33.531	21.919	32.733	1'46.418	303,4	15:35'41.253								

12 X. FORES (1'43.849)										Race Time 35'01.149					
Lap	Seg.1	Seg.2	Seg.3	Seg.4	Lap Time	km/h	Local Time								
1								1		32.819	21.754	32.022	1'49.471	265,4	15:02'29.575
2	18.034							2	18.034	32.664	21.612	32.098	1'44.408	<b>312,1</b>	15:04'13.983
3	18.399							3	18.399	32.741	21.459	<b>31.688</b>	1'44.287	<b>312,1</b>	15:05'58.270
4	18.036							4	18.036	32.655	21.714	31.754	1'44.159	303,4	15:07'42.429
5	18.309							5	18.309	33.051	21.447	31.777	1'44.584	308,6	15:09'27.013
6	18.061							6	18.061	<b>32.594</b>	21.432	31.891	1'43.978	305,1	15:11'10.991
7	18.191							7	18.191	32.792	21.475	31.900	1'44.358	298,3	15:12'55.349
8	18.446							8	18.446	32.714	<b>21.360</b>	40.699	1'53.219	307,7	15:14'48.568
9	20.122							9	20.122	33.710	21.400	32.100	1'47.434	309,5	15:16'36.002
10	18.166							10	18.166	32.730	21.499	32.037	1'44.432	304,2	15:18'20.434
11	21.256							11	21.256	34.327	21.557	32.183	1'49.323	305,9	15:20'09.757
12	18.196							12	18.196	32.867	21.634	46.173	1'58.870P	303,4	15:22'08.627
13	4'54.024							13	4'54.024	33.787	21.457	31.970	6'21.238P	151,5	15:28'29.865
14	18.057							14	18.057	32.888	21.548	32.085	1'44.578	308,6	15:30'14.443
15	<b>17.843</b>							15	<b>17.843</b>	32.726	21.523	31.757	<b>1'43.849</b>	309,5	15:31'58.292
16	18.010							16	18.010	32.672	21.529	32.155	1'44.366	306,8	15:33'42.658
17	18.185							17	18.185	33.125	21.590	33.025	1'45.925	309,5	15:35'28.583

13 T. TAKAHASHI (1'44.763)										Race Time 34'48.479					
Lap	Seg.1	Seg.2	Seg.3	Seg.4	Lap Time	km/h	Local Time								
1		33.683	21.888	32.481	1'51.763	255,9	15:02'31.867								
2	18.933	33.008	21.870	32.191	1'46.002	<b>310,3</b>	15:04'17.869								
3	18.318	32.891	22.015	32.095	1'45.319	302,5	15:06'03.188								
4	18.156	32.848	21.814	32.203	1'45.021	305,1	15:07'48.209								
5	18.089	<b>32.723</b>	21.933	<b>32.028</b>	1'44.773	304,2	15:09'32.982								
6	<b>18.005</b>	32.765	21.908	32.085	<b>1'44.763</b>	302,5	15:11'17.745								
7	18.104	32.837	21.757	32.195	1'44.893	301,7	15:13'02.638								
8	18.309	32.812	21.734	32.204	1'45.059	305,1	15:14'47.697								
9	18.077	32.814	<b>21.682</b>	32.936	1'45.509	305,9	15:16'33.206								
10	18.229	33.059	21.947	32.410	1'45.645	301,7	15:18'18.851								
11	18.278	32.921	21.780	32.439	1'45.418	301,7	15:20'04.269								
12	18.318	33.209	21.881	32.586	1'45.994	300,8	15:21								



Circuit de Barcelona 4.627 m

4 / 4

## Acerbis Catalunya Round, 18 - 20 September 2020

### Chronological Analysis Race 2

Start at 15:00'40.104

14	18.111	33.124	21.768	32.552	1'45.555	305,9	15:25'17.463
15	18.415	33.164	21.866	32.525	1'45.970	301,7	15:27'03.433

Race Time 26'23.329

RET 20 S. BARRIER (1'44.704)							
Lap	Seg.1	Seg.2	Seg.3	Seg.4	Lap Time	km/h	Local Time
1		<b>32.731</b>	21.704	32.167	1'48.934	267,3	15:02'29.038
2	<b>18.042</b>	32.890	21.695	32.235	1'44.862	312,1	15:04'13.900
3	18.775	33.149	21.711	32.128	1'45.763	<b>315,8</b>	15:05'59.663
4	18.081	33.077	21.723	32.179	1'45.060	310,3	15:07'44.723
5	18.093	32.814	<b>21.671</b>	<b>32.126</b>	<b>1'44.704</b>	311,2	15:09'29.427
6	18.054	32.864	21.723	32.236	1'44.877	309,5	15:11'14.304
7	18.122	32.953	21.703	32.348	1'45.126	306,8	15:12'59.430
8	18.060	32.981	21.780	32.314	1'45.135	306,8	15:14'44.565
9	18.219	33.001	21.710	32.307	1'45.237	309,5	15:16'29.802
10	18.194	32.904	21.755	32.351	1'45.204	308,6	15:18'15.006
11	18.232	33.131	21.687	32.443	1'45.493	305,9	15:20'00.499
12	18.276	33.072	21.788	32.547	1'45.683	307,7	15:21'46.182
13	18.185	33.060	21.830	32.530	1'45.605	307,7	15:23'31.787
14	18.343	33.171	21.929	32.335	1'45.778	306,8	15:25'17.565
15	18.402	33.364	21.859	32.522	1'46.147	305,1	15:27'03.712

Race Time 26'23.608

RET 97 S. CAVALIERI (1'43.733)							
Lap	Seg.1	Seg.2	Seg.3	Seg.4	Lap Time	km/h	Local Time
1		32.964	21.855	31.893	1'49.257	269,3	15:02'29.361
2	18.048	32.739	21.553	31.756	1'44.096	295,1	15:04'13.457
3	<b>17.996</b>	<b>32.544</b>	<b>21.463</b>	<b>31.730</b>	<b>1'43.733</b>	311,2	15:05'57.190

Race Time 5'17.086

20/09/2020 P = Pits In/Out - C = Lap Time Cancelled

These data/results cannot be reproduced, stored and/or transmitted in whole or in part by any manner of electronic, mechanical, photocopying, recording, broadcasting or otherwise now known or herein after developed without the previous express consent by the copyright owner, except for reproduction in daily press and regular printed publications on sale to the public within 60 days of the event related to those data/results and always provided that copyright symbol appears together as follows below.

© DORNA WSBK ORGANIZATION Srl 2020

