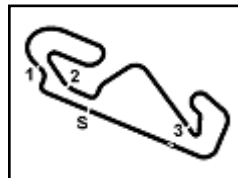


CIRCUIT DE BARCELONA - CATALUNYA				
LENGTH:		4,627 km	2,875 mi	
Loop	ID	OC	GPS	
			ms	LAT LON
Pit In	3	15	40,57324 N	2,26348 E
Pit Out	18	90	41,56873 N	2,25994 E
Speed	20	100	41,56691 N	2,25848 E
I1	22	110	41,56461 N	2,25465 E
I1.1	41	205	41,56660 N	2,25474 E
I2	24	120	41,56607 N	2,25650 E
I2.1	42	210	41,56863 N	2,25666 E
I3	26	130	41,57237 N	2,26091 E
I3.1	43	215	41,57310 N	2,26020 E
FL	30	150	41,57111 N	2,26209 E

PS = Practice Start board


Acerbis Catalunya Round, 18 - 20 September 2020
Biographical Entry List

Circuit de Barcelona 4.627 m

No.	Rider (Abbreviation)			Nat	Bike Team	Wins 2020	Podiums 2020	Pole 2020	Races 2020	Tyres	Class
	Age	Date of Birth	Place of Birth								
1	1	REA Jonathan (Rea)	Ballymena	GBR	Kawasaki ZX-10RR Kawasaki Racing Team WorldSBK	96	181	26	295	Pirelli	
		33	02/02/1987			8	13	3	15		
2	7	DAVIES Chaz (Dav)	Knighton	GBR	Ducati Panigale V4 R ARUBA.IT Racing - Ducati	30	93	7	228	Pirelli	
		33	10/02/1987				4		15		
3	12	FORES Xavi (For)	Lombai	ESP	Kawasaki ZX-10RR Kawasaki Puccetti Racing		6		106	Pirelli	IND
		35	16/09/1985						15		
4	13	TAKAHASHI Takumi (Tak)	Saitama	JPN	Honda CBR1000RR-R MIE Racing HONDA Team				22	Pirelli	IND
		30	26/11/1989						15		
5	19	BAUTISTA Alvaro (Bau)	Talavera de la Reina	ESP	Honda CBR1000RR-R Team HRC	16	25	4	51	Pirelli	
		35	21/11/1984				1		15		
6	20	BARRIER Sylvain (Bar)	Oyonnax	FRA	Ducati Panigale V4 R Brix Performance				41	Pirelli	IND
		31	20/10/1988						12		
7	21	RINALDI Michael Ruben (Rin)	Rimini	ITA	Ducati Panigale V4 R Team GOELEVELN	1	3		68	Pirelli	IND
		24	21/12/1995			1	3		15		
8	22	LOWES Alex (Low)	Lincoln	GBR	Kawasaki ZX-10RR Kawasaki Racing Team WorldSBK	2	22	1	181	Pirelli	
		30	14/09/1990			1	2		15		
9	31	GERLOFF Garrett (Ger)	Spring	USA	Yamaha YZF R1 GRT Yamaha WorldSBK Junior Team				13	Pirelli	IND
		25	01/08/1995						13		
10	36	MERCADO Leandro (Mer)	Cordoba	ARG	Ducati Panigale V4 R Motocorsa Racing				124	Pirelli	IND
		28	15/02/1992						8		
11	45	REDDING Scott (Red)	Gloucester	GBR	Ducati Panigale V4 R ARUBA.IT Racing - Ducati	4	11	1	15	Pirelli	
		27	04/01/1993			4	11	1	15		
12	50	LAVERTY Eugene (Lav)	Toomebridge	IRL	BMW S1000 RR BMW Motorrad WorldSBK Team	13	35	3	188	Pirelli	
		34	03/06/1986						13		
13	53	DEBISE Valentin (Deb)	Albi	FRA	Kawasaki ZX-10RR OUTDO Kawasaki TPR					Pirelli	IND
		28	12/02/1992								
14	54	RAZGATLIOGLU Toprak (Raz)	Sakarya	TUR	Yamaha YZF R1 PATA YAMAHA WorldSBK Official Team	3	21		76	Pirelli	
		23	16/10/1996			1	6		15		
15	60	VAN DER MARK Michael (vdM)	Gouda	NED	Yamaha YZF R1 PATA YAMAHA WorldSBK Official Team	3	33	1	152	Pirelli	
		27	26/10/1992				4		15		
16	64	CARICASULO Federico (Car)	Ravenna	ITA	Yamaha YZF R1 GRT Yamaha WorldSBK Junior Team				15	Pirelli	IND
		24	06/04/1996						15		
17	66	SYKES Tom (Syk)	Huddersfield	GBR	BMW S1000 RR BMW Motorrad WorldSBK Team	34	112	50	311	Pirelli	
		35	19/08/1985					1	15		
18	76	BAZ Boris (Baz)	Sallanches	FRA	Yamaha YZF R1 Ten Kate Racing Yamaha	2	15	2	124	Pirelli	IND
		27	01/02/1993				1		15		
19	77	SCHEIB Maximilian (Sch)	Santiago	CHI	Kawasaki ZX-10RR ORELAC Racing VERDNATURA				18	Pirelli	IND
		25	24/07/1995						15		
20	91	HASLAM Leon (Has)	Derby	GBR	Honda CBR1000RR-R Team HRC	5	45	3	269	Pirelli	
		37	31/05/1983						15		
21**	94	FOLGER Jonas (Fol)		GER	Yamaha YZF R1 Bonovo Action by MGM Racing					Pirelli	IND
		27	13/08/1993								
22	97	CAVALIERI Samuele (Cav)	Bologna	ITA	Ducati Panigale V4 R Barni Racing Team				3	Pirelli	IND
		23	07/06/1997								

18/09/2020

* = Wild Card

** = One Event

These data/results cannot be reproduced, stored and/or transmitted in whole or in part by any manner of electronic, mechanical, photocopying, recording, broadcasting or otherwise now known or herein after developed without the previous express consent by the copyright owner, except for reproduction in daily press and regular printed publications on sale to the public within 60 days of the event related to those data/results and always provided that copyright symbol appears together as follows below.

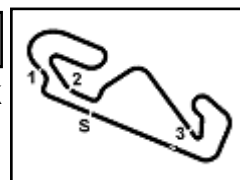
© DORNA WSBK ORGANIZATION Srl 2020

FIAT PERUGIA TIMING


Official Tyre Supplier



Official Timekeeper



Acerbis Catalunya Round, 18 - 20 September 2020

Results Free Practice 1st Session

Circuit de Barcelona 4.627 m

1 / 2

No.	Rider	Nat	Team	Bike	Class	Time	Gap	Rel.	Laps	Speed	
										Avg	Max
1	54 T. RAZGATLIOGLU	TUR	PATA YAMAHA WorldSBK Official Team	Yamaha YZF R1		1'42.140			15	163,082	314,9
2	60 M. VAN DER MARK	NED	PATA YAMAHA WorldSBK Official Team	Yamaha YZF R1		1'42.309	0.169	0.169	19	162,813	316,7
3	31 G. GERLOFF	USA	GRT Yamaha WorldSBK Junior Team	Yamaha YZF R1	IND	1'42.478	0.338	0.169	15	162,544	314,0
4	19 A. BAUTISTA	ESP	Team HRC	Honda CBR1000RR-R		1'42.513	0.373	0.035	19	162,489	325,3
5	1 J. REA	GBR	Kawasaki Racing Team WorldSBK	Kawasaki ZX-10RR		1'42.614	0.474	0.101	14	162,329	315,8
6	21 M. RINALDI	ITA	Team GOELEVELN	Ducati Panigale V4 R	IND	1'42.635	0.495	0.021	16	162,296	317,6
7	22 A. LOWES	GBR	Kawasaki Racing Team WorldSBK	Kawasaki ZX-10RR		1'42.688	0.548	0.053	19	162,212	315,8
8	66 T. SYKES	GBR	BMW Motorrad WorldSBK Team	BMW S1000 RR		1'42.799	0.659	0.111	15	162,037	313,0
9	45 S. REDDING	GBR	ARUBA.IT Racing - Ducati	Ducati Panigale V4 R		1'42.832	0.692	0.033	19	161,985	318,6
10	76 L. BAZ	FRA	Ten Kate Racing Yamaha	Yamaha YZF R1	IND	1'42.839	0.699	0.007	16	161,974	312,1
11	7 C. DAVIES	GBR	ARUBA.IT Racing - Ducati	Ducati Panigale V4 R		1'42.873	0.733	0.034	21	161,920	320,5
12	50 E. LAVERTY	IRL	BMW Motorrad WorldSBK Team	BMW S1000 RR		1'43.027	0.887	0.154	14	161,678	318,6
13	12 X. FORES	ESP	Kawasaki Puccetti Racing	Kawasaki ZX-10RR	IND	1'43.257	1.117	0.230	18	161,318	310,3
14	64 F. CARICASULO	ITA	GRT Yamaha WorldSBK Junior Team	Yamaha YZF R1	IND	1'43.597	1.457	0.340	17	160,788	314,0
15	94 J. FOLGER	GER	Bonovo Action by MGM Racing	Yamaha YZF R1	IND	1'43.664	1.524	0.067	15	160,685	311,2
16	77 M. SCHEIB	CHI	ORELAC Racing VERDNATURA	Kawasaki ZX-10RR	IND	1'43.946	1.806	0.282	17	160,249	309,5
17	13 T. TAKAHASHI	JPN	MIE Racing HONDA Team	Honda CBR1000RR-R	IND	1'44.222	2.082	0.276	22	159,824	307,7
18	91 L. HASLAM	GBR	Team HRC	Honda CBR1000RR-R		1'44.315	2.175	0.093	12	159,682	314,9
19	20 S. BARRIER	FRA	Brix Performance	Ducati Panigale V4 R	IND	1'44.838	2.698	0.523	17	158,885	313,0
20	97 S. CAVALIERI	ITA	Barni Racing Team	Ducati Panigale V4 R	IND	1'44.972	2.832	0.134	20	158,682	311,2
21	36 L. MERCADO	ARG	Motocorsa Racing	Ducati Panigale V4 R	IND	1'45.551	3.411	0.579	1	157,812	314,9
22	53 V. DEBISE	FRA	OUTDO Kawasaki TPR	Kawasaki ZX-10RR	IND	1'45.661	3.521	0.110	20	157,648	310,3

Qualifying Lap Time (107% of 1'42.140): 1'49.291

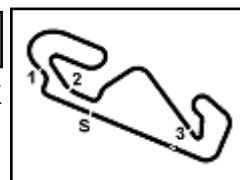
AIR	Humidity:	64%	Temp:	23°C
TRACK	Condition:	Dry	Temp:	26°C

18/09/2020 Start 10:30 End 11:22 The results are provisional until the end of the time limit for protests and appeals and the completion of the technical checks.

These data/results cannot be reproduced, stored and/or transmitted in whole or in part by any manner of electronic, mechanical, photocopying, recording, broadcasting or otherwise now known or herein after developed without the previous express consent by the copyright owner, except for reproduction in daily press and regular printed publications on sale to the public within 60 days of the event related to those data/results and always provided that copyright symbol appears together as follows below.

© DORNA WSBK ORGANIZATION Srl 2020





Acerbis Catalunya Round, 18 - 20 September 2020

Results Free Practice 1st Session

Circuit de Barcelona 4.627 m

2 / 2

Session Highlights

Local Time	No. Rider	Description
10.30.00		Start
10.30.05		WorldSBK Pit Intervention Time: 1min 6secs
10.32.13	91 L. HASLAM	Current Lap Cancelled - Exceeded Track Limits - Turn 2
10.32.51	13 T. TAKAHASHI	Current Lap Cancelled - Exceeded Track Limits - Turn 2
10.32.54	50 E. LAVERTY	Current Lap Cancelled - Exceeded Track Limits - Turn 2
10.35.13	66 T. SYKES	Current Lap Cancelled - Exceeded Track Limits - Turn 2
10.35.41	36 L. MERCADO	Crashed - Turn 14
10.38.08	45 S. REDDING	Current Lap Cancelled - Exceeded Track Limits - Turn 2
10.38.35	36 L. MERCADO	Medical Centre
10.39.13	64 F. CARICASULO	Lap Cancelled (1'46.194) - Exceeded Track Limits - Turn 2
10.39.26	22 A. LOWES	Current Lap Cancelled - Exceeded Track Limits - Turn 2
10.39.53	77 M. SCHEIB	Lap Cancelled (2'02.427) - Exceeded Track Limits - Turn 14
10.40.43	50 E. LAVERTY	Current Lap Cancelled - Exceeded Track Limits - Turn 2
10.40.51	76 L. BAZ	Current Lap Cancelled - Exceeded Track Limits - Turn 2
10.42.34	54 T. RAZGATLIOGLU	Current Lap Cancelled - Exceeded Track Limits - Turn 2
10.50.09	22 A. LOWES	Current Lap Cancelled - Exceeded Track Limits - Turn 2
10.56.21	1 J. REA	On the Gravel - Re-Joined - Turn 1
10.57.40	76 L. BAZ	Current Lap Cancelled - Exceeded Track Limits - Turn 2
10.58.44	77 M. SCHEIB	Current Lap Cancelled - Exceeded Track Limits - Turn 2
11.00.28		DROPS of RAIN in Sector 1
11.00.35	22 A. LOWES	Current Lap Cancelled - Exceeded Track Limits - Turn 2
11.01.12	76 L. BAZ	Current Lap Cancelled - Exceeded Track Limits - Turn 2
11.02.37	50 E. LAVERTY	Current Lap Cancelled - Exceeded Track Limits - Turn 2
11.04.42	76 L. BAZ	Current Lap Cancelled - Exceeded Track Limits - Turn 2
11.05.57	64 F. CARICASULO	Current Lap Cancelled - Exceeded Track Limits - Turn 2
11.06.49	45 S. REDDING	On Asphalt - Re-Joined - Turn 10
11.07.30	31 G. GERLOFF	On the Gravel - Turn 7
11.07.58	31 G. GERLOFF	Re-joined
11.10.44	91 L. HASLAM	Current Lap Cancelled - Exceeded Track Limits - Turn 2
11.11.53	76 L. BAZ	Current Lap Cancelled - Exceeded Track Limits - Turn 2
11.13.54	64 F. CARICASULO	Crashed - Turn 5
11.15.18	77 M. SCHEIB	Current Lap Cancelled - Exceeded Track Limits - Turn 2
11.16.40	94 J. FOLGER	Current Lap Cancelled - Exceeded Track Limits - Turn 2
11.17.06	76 L. BAZ	Current Lap Cancelled - Exceeded Track Limits - Turn 2
11.17.17	7 C. DAVIES	Current Lap Cancelled - Exceeded Track Limits - Turn 2
11.18.57	13 T. TAKAHASHI	Current Lap Cancelled - Exceeded Track Limits - Turn 2
11.22.41		End Of Session

Fastest Laps Sequence

No.	Rider	Nat	Team	Bike	Local Time	Time	Gap	Avg
76	L. BAZ	FRA	Ten Kate Racing Yamaha	Yamaha YZF R1	10:33'37.278	1'44.382		159,579
60	M. VAN DER MARK	NED	PATA YAMAHA WorldSBK Official Team	Yamaha YZF R1	10:33'44.223	1'43.891	-0.491	160,333
19	A. BAUTISTA	ESP	Team HRC	Honda CBR1000RR-R	10:33'58.402	1'43.670	-0.221	160,675
22	A. LOWES	GBR	Kawasaki Racing Team WorldSBK	Kawasaki ZX-10RR	10:33'59.677	1'43.415	-0.255	161,071
50	E. LAVERTY	IRL	BMW Motorrad WorldSBK Team	BMW S1000 RR	10:35'17.052	1'43.335	-0.080	161,196
22	A. LOWES	GBR	Kawasaki Racing Team WorldSBK	Kawasaki ZX-10RR	10:35'42.365	1'42.688	-0.647	162,212
19	A. BAUTISTA	ESP	Team HRC	Honda CBR1000RR-R	10:39'07.546	1'42.621	-0.067	162,318
19	A. BAUTISTA	ESP	Team HRC	Honda CBR1000RR-R	10:40'50.059	1'42.513	-0.108	162,489
60	M. VAN DER MARK	NED	PATA YAMAHA WorldSBK Official Team	Yamaha YZF R1	11:18'33.698	1'42.309	-0.204	162,813
54	T. RAZGATLIOGLU	TUR	PATA YAMAHA WorldSBK Official Team	Yamaha YZF R1	11:20'26.626	1'42.140	-0.169	163,082

Start 18/09/2020 10:30 End 11:22 The results are provisional until the end of the time limit for protests and appeals and the completion of the technical checks.

These data/results cannot be reproduced, stored and/or transmitted in whole or in part by any manner of electronic, mechanical, photocopying, recording, broadcasting or otherwise now known or herein after developed without the previous express consent by the copyright owner, except for reproduction in daily press and regular printed publications on sale to the public within 60 days of the event related to those data/results and always provided that copyright symbol appears together as follows below.

© DORNA WSBK ORGANIZATION Srl 2020

Acerbis Catalunya Round, 18 - 20 September 2020

Best Sectors & Speed Free Practice 1st Session

Circuit de Barcelona 4.627 m

BEST LAP			
1	54 T. RAZGATLIOGLU	Yamaha YZF R1	1'42.140
2	60 M. VAN DER MARK	Yamaha YZF R1	1'42.309
3	31 G. GERLOFF	Yamaha YZF R1	1'42.478
4	19 A. BAUTISTA	Honda CBR1000RR-R	1'42.513
5	1 J. REA	Kawasaki ZX-10RR	1'42.614
6	21 M. RINALDI	Ducati Panigale V4 R	1'42.635
7	22 A. LOWES	Kawasaki ZX-10RR	1'42.688
8	66 T. SYKES	BMW S1000 RR	1'42.799
9	45 S. REDDING	Ducati Panigale V4 R	1'42.832
10	76 L. BAZ	Yamaha YZF R1	1'42.839
11	7 C. DAVIES	Ducati Panigale V4 R	1'42.873
12	50 E. LAVERTY	BMW S1000 RR	1'43.027
13	12 X. FORES	Kawasaki ZX-10RR	1'43.257
14	64 F. CARICASULO	Yamaha YZF R1	1'43.597
15	94 J. FOLGER	Yamaha YZF R1	1'43.664
16	77 M. SCHEIB	Kawasaki ZX-10RR	1'43.946
17	13 T. TAKAHASHI	Honda CBR1000RR-R	1'44.222
18	91 L. HASLAM	Honda CBR1000RR-R	1'44.315
19	20 S. BARRIER	Ducati Panigale V4 R	1'44.838
20	97 S. CAVALIERI	Ducati Panigale V4 R	1'44.972
21	36 L. MERCADO	Ducati Panigale V4 R	1'45.551
22	53 V. DEBISE	Kawasaki ZX-10RR	1'45.661

SPEED			
1	19 A. BAUTISTA	Honda CBR1000RR-R	325,3
2	7 C. DAVIES	Ducati Panigale V4 R	320,5
3	45 S. REDDING	Ducati Panigale V4 R	318,6
4	50 E. LAVERTY	BMW S1000 RR	318,6
5	21 M. RINALDI	Ducati Panigale V4 R	317,6
6	60 M. VAN DER MARK	Yamaha YZF R1	316,7
7	22 A. LOWES	Kawasaki ZX-10RR	315,8
8	1 J. REA	Kawasaki ZX-10RR	315,8
9	91 L. HASLAM	Honda CBR1000RR-R	314,9
10	36 L. MERCADO	Ducati Panigale V4 R	314,9
11	54 T. RAZGATLIOGLU	Yamaha YZF R1	314,9
12	64 F. CARICASULO	Yamaha YZF R1	314,0
13	31 G. GERLOFF	Yamaha YZF R1	314,0
14	20 S. BARRIER	Ducati Panigale V4 R	313,0
15	66 T. SYKES	BMW S1000 RR	313,0
16	76 L. BAZ	Yamaha YZF R1	312,1
17	94 J. FOLGER	Yamaha YZF R1	311,2
18	97 S. CAVALIERI	Ducati Panigale V4 R	311,2
19	53 V. DEBISE	Kawasaki ZX-10RR	310,3
20	12 X. FORES	Kawasaki ZX-10RR	310,3
21	77 M. SCHEIB	Kawasaki ZX-10RR	309,5
22	13 T. TAKAHASHI	Honda CBR1000RR-R	307,7

SEG. 1		
1	19 A. BAUTISTA	17.529
2	7 C. DAVIES	17.605
3	21 M. RINALDI	17.620
4	54 T. RAZGATLIOGLU	17.634
5	45 S. REDDING	17.644
6	60 M. VAN DER MARK	17.669
7	50 E. LAVERTY	17.702
8	1 J. REA	17.713
9	31 G. GERLOFF	17.748
10	22 A. LOWES	17.779
11	76 L. BAZ	17.822
12	64 F. CARICASULO	17.825
13	66 T. SYKES	17.894
14	12 X. FORES	17.899
15	77 M. SCHEIB	17.957
16	94 J. FOLGER	18.010
17	97 S. CAVALIERI	18.027
18	20 S. BARRIER	18.029
19	91 L. HASLAM	18.082
20	13 T. TAKAHASHI	18.088
21	53 V. DEBISE	18.209
22	36 L. MERCADO	18.237

SEG. 2		
1	60 M. VAN DER MARK	32.103
2	66 T. SYKES	32.119
3	76 L. BAZ	32.149
4	54 T. RAZGATLIOGLU	32.154
5	31 G. GERLOFF	32.197
6	1 J. REA	32.201
7	22 A. LOWES	32.228
8	19 A. BAUTISTA	32.278
9	50 E. LAVERTY	32.299
10	21 M. RINALDI	32.301
11	7 C. DAVIES	32.421
12	12 X. FORES	32.444
13	45 S. REDDING	32.467
14	91 L. HASLAM	32.580
15	13 T. TAKAHASHI	32.588
16	94 J. FOLGER	32.629
17	64 F. CARICASULO	32.636
18	77 M. SCHEIB	32.719
19	36 L. MERCADO	32.799
20	20 S. BARRIER	32.881
21	97 S. CAVALIERI	32.966
22	53 V. DEBISE	33.243

SEG. 3		
1	45 S. REDDING	20.462
2	1 J. REA	20.542
3	7 C. DAVIES	20.546
4	31 G. GERLOFF	20.548
5	19 A. BAUTISTA	20.579
6	60 M. VAN DER MARK	20.583
7	66 T. SYKES	20.590
8	54 T. RAZGATLIOGLU	20.597
9	21 M. RINALDI	20.604
10	22 A. LOWES	20.643
11	12 X. FORES	20.647
12	76 L. BAZ	20.684
13	50 E. LAVERTY	20.691
14	64 F. CARICASULO	20.751
15	77 M. SCHEIB	20.798
16	94 J. FOLGER	20.818
17	91 L. HASLAM	20.943
18	97 S. CAVALIERI	20.948
19	20 S. BARRIER	20.948
20	36 L. MERCADO	20.955
21	53 V. DEBISE	21.115
22	13 T. TAKAHASHI	21.529

SEG. 4		
1	54 T. RAZGATLIOGLU	31.232
2	22 A. LOWES	31.451
3	60 M. VAN DER MARK	31.451
4	19 A. BAUTISTA	31.491
5	50 E. LAVERTY	31.629
6	21 M. RINALDI	31.791
7	7 C. DAVIES	31.792
8	76 L. BAZ	31.802
9	31 G. GERLOFF	31.985
10	1 J. REA	31.996
11	13 T. TAKAHASHI	32.004
12	94 J. FOLGER	32.062
13	66 T. SYKES	32.079
14	45 S. REDDING	32.099
15	97 S. CAVALIERI	32.160
16	12 X. FORES	32.227
17	64 F. CARICASULO	32.257
18	77 M. SCHEIB	32.429
19	91 L. HASLAM	32.557
20	53 V. DEBISE	32.635
21	20 S. BARRIER	32.749
22	36 L. MERCADO	33.166

18/09/2020

These data/results cannot be reproduced, stored and/or transmitted in whole or in part by any manner of electronic, mechanical, photocopying, recording, broadcasting or otherwise now known or herein after developed without the previous express consent by the copyright owner, except for reproduction in daily press and regular printed publications on sale to the public within 60 days of the event related to those data/results and always provided that copyright symbol appears together as follows below.

© DORNA WSBK ORGANIZATION Srl 2020

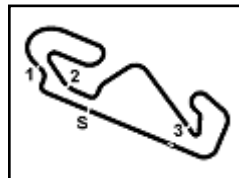
FICR PERUGIA TIMING



Official Tyre Supplier



Official Timekeeper



Acerbis Catalunya Round, 18 - 20 September 2020

Ideal Times Free Practice 1st Session

Circuit de Barcelona 4.627 m

No.	Rider	Nat	Bike	Seg. 1	Seg. 2	Seg. 3	Seg. 4	Ideal Time		
				Diff. 1	Diff. 2	Diff. 3	Diff. 4	Best Lap	Pos.	Diff.
1	54 T. RAZGATLIOGLU	TUR	Yamaha YZF R1	17.634	32.154 +0.058	20.597	31.232 +0.465	1'41.617 1'42.140	1	0.523
2	60 M. VAN DER MARK	NED	Yamaha YZF R1	17.669 +0.006	32.103	20.583	31.451 +0.497	1'41.806 1'42.309	2	0.503
3	19 A. BAUTISTA	ESP	Honda CBR1000RR-R	17.529 +0.100	32.278	20.579	31.491 +0.536	1'41.877 1'42.513	4	0.636
4	22 A. LOWES	GBR	Kawasaki ZX-10RR	17.779 +0.012	32.228	20.643 +0.575	31.451	1'42.101 1'42.688	7	0.587
5	21 M. RINALDI	ITA	Ducati Panigale V4 R	17.620	32.301	20.604 +0.038	31.791 +0.281	1'42.316 1'42.635	6	0.319
6	50 E. LAVERTY	IRL	BMW S1000 RR	17.702 +0.138	32.299 +0.074	20.691	31.629 +0.494	1'42.321 1'43.027	12	0.706
7	7 C. DAVIES	GBR	Ducati Panigale V4 R	17.605 +0.113	32.421	20.546 +0.044	31.792 +0.352	1'42.364 1'42.873	11	0.509
8	1 J. REA	GBR	Kawasaki ZX-10RR	17.713 +0.061	32.201 +0.101	20.542	31.996	1'42.452 1'42.614	5	0.162
9	76 L. BAZ	FRA	Yamaha YZF R1	17.822 +0.079	32.149 +0.033	20.684 +0.032	31.802 +0.238	1'42.457 1'42.839	10	0.382
10	31 G. GERLOFF	USA	Yamaha YZF R1	17.748	32.197	20.548	31.985	1'42.478 1'42.478	3	
11	45 S. REDDING	GBR	Ducati Panigale V4 R	17.644	32.467 +0.002	20.462 +0.109	32.099 +0.049	1'42.672 1'42.832	9	0.160
12	66 T. SYKES	GBR	BMW S1000 RR	17.894 +0.045	32.119 +0.072	20.590	32.079	1'42.682 1'42.799	8	0.117
13	12 X. FORES	ESP	Kawasaki ZX-10RR	17.899 +0.037	32.444 +0.003	20.647	32.227	1'43.217 1'43.257	13	0.040
14	64 F. CARICASULO	ITA	Yamaha YZF R1	17.825	32.636 +0.044	20.751 +0.066	32.257 +0.018	1'43.469 1'43.597	14	0.128
15	94 J. FOLGER	GER	Yamaha YZF R1	18.010 +0.097	32.629	20.818 +0.048	32.062	1'43.519 1'43.664	15	0.145
16	77 M. SCHEIB	CHI	Kawasaki ZX-10RR	17.957	32.719	20.798	32.429 +0.043	1'43.903 1'43.946	16	0.043
17	97 S. CAVALIERI	ITA	Ducati Panigale V4 R	18.027 +0.101	32.966 +0.061	20.948 +0.060	32.160 +0.649	1'44.101 1'44.972	20	0.871
18	91 L. HASLAM	GBR	Honda CBR1000RR-R	18.082 +0.038	32.580	20.943 +0.115	32.557	1'44.162 1'44.315	18	0.153
19	13 T. TAKAHASHI	JPN	Honda CBR1000RR-R	18.088 +0.013	32.588	21.529	32.004	1'44.209 1'44.222	17	0.013
20	20 S. BARRIER	FRA	Ducati Panigale V4 R	18.029 +0.095	32.881 +0.104	20.948	32.749 +0.032	1'44.607 1'44.838	19	0.231
21	36 L. MERCADO	ARG	Ducati Panigale V4 R	18.237 +0.250	32.799 +0.144	20.955	33.166	1'45.157 1'45.551	21	0.394
22	53 V. DEBISE	FRA	Kawasaki ZX-10RR	18.209 +0.044	33.243	21.115 +0.049	32.635 +0.366	1'45.202 1'45.661	22	0.459
Overall Ideal Time				17.529	32.103	20.462	31.232	1'41.326		

18/09/2020

These data/results cannot be reproduced, stored and/or transmitted in whole or in part by any manner of electronic, mechanical, photocopying, recording, broadcasting or otherwise now known or herein after developed without the previous express consent by the copyright owner, except for reproduction in daily press and regular printed publications on sale to the public within 60 days of the event related to those data/results and always provided that copyright symbol appears together as follows below.

© DORNA WSBK ORGANIZATION Srl 2020

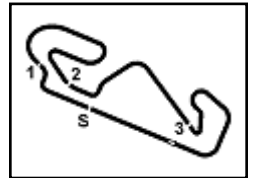
FICR PERUGIA TIMING



Official Tyre Supplier



Official Timekeeper



Acerbis Catalunya Round, 18 - 20 September 2020 Chronological Analysis Free Practice 1st Session

Circuit de Barcelona 4.627 m

1 / 4

1° 54 T. RAZGATLIOGLU (1'42.140)						
Lap	Seg.1	Seg.2	Seg.3	Seg.4	Lap Time	Local Time
1		34.574	21.813	33.651	203.8	10:31'52.417
2	18.713	34.132	21.308	32.428	1'46.581	294,3 10:33'38.998
3	17.868	32.813	21.232	32.144	1'44.057	310,3 10:35'23.055
4	17.868	32.459	20.688	32.167	1'43.182	312,1 10:37'06.237
5	17.836	32.590	20.609	32.234	1'43.269	314,9 10:38'49.506
6	17.789	33.280	21.227	32.819	1'45.115	311,2 10:40'34.621
7	17.802	32.497	20.720	32.062	1'43.081	313,0 10:42'17.702
8	19.801	35.332	21.603	46.074	2'02.810CP	311,2 10:44'20.512
9	12'33.099	33.321	20.990	32.698	1'40.108P	195,7 10:58'20.620
10	17.756	32.382	21.528	31.566	1'43.232	310,3 11:00'03.852
11	17.821	32.488	21.531	31.569	1'43.409	310,3 11:01'47.261
12	18.140	32.912	22.543	43.500	1'57.095P	311,2 11:03'44.356
13	7'25.044	32.881	20.851	44.348	9'03.124P	196,0 11:12'47.480
14	2'44.630	34.177	22.244	33.612	4'14.663P	199,6 11:17'02.143
15	17.776	32.154	21.181	31.232	1'42.343	313,0 11:18'44.486
16	17.634	32.212	20.597	31.697	1'42.140	313,0 11:20'26.626

2° 60 M. VAN DER MARK (1'42.309)						
Lap	Seg.1	Seg.2	Seg.3	Seg.4	Lap Time	Local Time
1		33.795	21.316	32.860	202.6	10:32'00.332
2	18.241	32.400	20.931	32.319	1'43.891	309,5 10:33'44.223
3	17.993	32.503	20.827	32.457	1'43.780	312,1 10:35'28.003
4	17.996	32.532	20.780	32.334	1'43.642	314,0 10:37'11.645
5	17.979	32.420	20.657	32.032	1'43.088	312,1 10:38'54.733
6	17.987	32.393	21.310	31.451	1'43.141	314,0 10:40'37.874
7	17.788	32.297	20.709	46.947	1'57.741P	316,7 10:42'35.615
8	7'52.086	32.589	20.844	32.219	9'17.738P	175,0 10:51'53.353
9	17.896	32.284	20.651	31.967	1'42.798	309,5 10:53'36.151
10	17.875	32.241	20.725	32.017	1'42.858	311,2 10:55'19.009
11	17.882	32.315	20.717	32.114	1'43.028	309,5 10:57'02.037
12	17.920	32.304	20.823	32.067	1'43.114	311,2 10:58'45.151
13	17.939	32.390	20.830	49.884	2'01.043P	311,2 11:00'46.194
14	5'34.557	32.894	21.074	32.282	7'00.807P	175,9 11:07'47.001
15	17.921	32.370	20.777	31.939	1'43.007	310,3 11:09'30.008
16	17.854	32.394	21.313	31.767	1'43.328	313,0 11:11'13.336
17	17.894	32.682	20.993	45.069	1'56.638P	308,6 11:13'09.974
18	2'13.926	34.627	20.925	31.937	3'41.415P	143,8 11:16'51.389
19	17.675	32.103	20.583	31.948	1'42.309	311,2 11:18'33.698
20	17.669	32.116	20.589	31.937	1'42.311	311,2 11:20'16.009

3° 31 G. GERLOFF (1'42.478)						
Lap	Seg.1	Seg.2	Seg.3	Seg.4	Lap Time	Local Time
1		33.487	22.039	33.324	204,9	10:32'01.784
2	18.192	32.626	21.177	32.775	1'44.770	310,3 10:33'46.554
3	18.018	32.613	20.857	32.515	1'44.003	314,0 10:35'30.557
4	18.460	32.601	21.143	45.545	1'57.749P	313,0 10:37'28.306
5	8'58.160	32.921	20.997	32.747	10'24.825P	138,3 10:47'53.131
6	17.994	32.706	20.811	32.366	1'43.877	310,3 10:49'37.008
7	17.781	32.505	20.796	32.294	1'43.376	309,5 10:51'20.384
8	17.914	32.522	20.770	32.220	1'43.426	309,5 10:53'03.810
9	17.803	32.504	20.708	32.169	1'43.184	310,3 10:54'46.994
10	18.139	32.740	20.760	45.258	1'56.897P	310,3 10:56'43.891
11	8'04.937	33.007	21.043	32.665	9'31.652P	137,1 11:06'15.543
12	17.998	32.738	20.837	33.318	2'08.904	307,7 11:08'24.447
13	18.247	32.657	20.837	32.697	1'44.438	312,1 11:10'08.885
14	18.019	32.663	20.883	44.717	1'56.282P	310,3 11:12'05.167
15	5'35.026	32.787	20.735	32.074	7'00.622P	181,2 11:19'05.789
16	17.748	32.197	20.548	31.985	1'42.478	309,5 11:20'48.267

4° 19 A. BAUTISTA (1'42.513)						
Lap	Seg.1	Seg.2	Seg.3	Seg.4	Lap Time	Local Time
1		34.424	21.283	33.252	151,9	10:32'16.262
2	17.918	32.416	20.769	32.312	1'43.415	314,0 10:33'59.677

1		33.987	21.583	32.972	163,4	10:32'14.732
2	18.152	32.596	20.709	32.213	1'43.670	315,8 10:33'58.402
3	18.103	32.288	20.786	32.263	1'43.440	298,3 10:35'41.842
4	17.749	32.388	20.861	32.085	1'43.083	323,4 10:37'24.925
5	17.716	32.356	20.622	31.927	1'42.621	322,4 10:39'07.546
6	17.629	32.278	20.579	32.027	1'42.513	323,4 10:40'50.059
7	17.605	32.342	20.624	32.093	1'42.664	325,3 10:42'32.723
8	17.549	32.350	21.237	31.491	1'42.627	323,4 10:44'15.350
9	18.327	33.700	21.473	45.129	1'58.629P	320,5 10:46'13.979
10	9'24.319	33.353	21.189	32.610	10'51.471P	162,2 10:57'05.450
11	17.664	32.570	20.802	32.176	1'43.212	320,5 10:58'48.662
12	17.529	32.567	20.663	32.281	1'43.040	323,4 11:00'31.702
13	17.578	32.492	20.664	32.306	1'43.040	322,4 11:02'14.742
14	17.700	32.887	20.720	32.251	1'43.558	322,4 11:03'58.300
15	17.678	32.772	21.472	31.724	1'43.646	322,4 11:05'41.946
16	17.798	32.830	20.833	32.637	1'44.098	322,4 11:07'26.044
17	17.915	32.862	21.009	32.562	1'44.348	320,5 11:09'10.392
18	17.783	32.961	20.898	32.566	1'44.208	320,5 11:10'54.600
19	17.939	33.177	21.062	45.587	1'57.765P	320,5 11:12'52.365
20	7'10.258	33.796	21.256	33.264	8'38.574P	182,1 11:21'30.939

5° 1 J. REA (1'42.614)						
Lap	Seg.1	Seg.2	Seg.3	Seg.4	Lap Time	Local Time
1		34.898	21.838	33.739	194,2	10:33'17.042
2	18.465	32.579	20.907	43.868	1'55.819P	307,7 10:35'12.861
3	6'23.611	32.883	21.078	32.879	7'50.451P	181,2 10:43'03.312
4	17.938	32.285	20.706	32.163	1'43.092	311,2 10:44'46.404
5	17.809	32.201	20.676	32.568	1'43.254	314,0 10:46'29.658
6	18.058	34.258	20.988	43.757	1'57.061P	314,9 10:48'26.719
7	5'56.686	33.253	21.103	32.725	7'23.767P	208,9 10:55'50.486
8	29.642	36.163	21.858	44.389	2'12.052P	312,1 10:58'02.538
9	10'16.025	33.248	20.842	33.747	11'43.862P	209,7 11:09'46.400
10	17.979	32.556	20.774	32.181	1'43.490	312,1 11:11'29.890
11	17.877	32.340	20.677	32.120	1'43.014	313,0 11:13'12.904
12	17.734	32.232	20.710	32.183	1'42.859	314,0 11:14'55.763
13	17.713	32.270	20.597	32.116	1'42.696	314,0 11:16'38.459
14	18.068	35.270	21.759	32.856	1'47.953	314,9 11:18'26.412
15	17.774	32.302	20.542	31.996	1'42.614	315,8 11:20'09.026

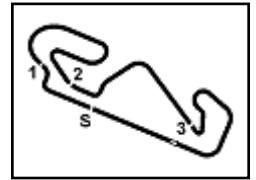
6° 21 M. RINALDI (1'42.635)						
Lap	Seg.1	Seg.2	Seg.3	Seg.4	Lap Time	Local Time
1		34.242	22.947	46.253	156,5	10:32'18.760
2	2'33.674	33.120	21.392	33.469	4'01.655P	193,5 10:36'20.415
3	18.246	32.558	20.905	32.598	1'44.307	312,1 10:38'04.722
4	18.067	32.513	20.720	32.500	1'43.800	309,5 10:39'48.522
5	17.880	32.737	21.448	31.791	1'43.856	311,2 10:41'32.378
6	17.906	32.431	20.819	32.386	1'43.542	312,1 10:43'15.920
7	17.771	32.459	20.758	32.396	1'43.384	312,1 10:44'59.304
8	19.426	35.711	22.300	46.161	2'03.598P	251,2 10:47'02.902
9	12'30.141	33.350	21.426	33.495	13'58.412P	147,5 11:01'01.314
10	17.948	32.447	20.604	32.302	1'43.301	313,0 11:02'44.615
11	17.709	32.488	20.612	32.080	1'42.889	314,0 11:04'27.504
12	17.765	32.488	21.985	45.919	1'58.157P	315,8 11:06'25.661
13	5'53.570	32.948	20.910	32.936	7'20.364P	187,5 11:13'46.025
14	17.781	32.318	20.644	32.202	1'42.945	312,1 11:15'28.970
15	17.620	32.301	20.642	32.072	1'42.635	311,2 11:17'11.605
16	17.725	40.816	22.404	35.250	1'56.195	314,9 11:19'07.800
17	17.646	32.372	20.699	33.009	1'43.726	317,6 11:20'51.526

7° 22 A. LOWES (1'42.688)						
Lap	Seg.1	Seg.2	Seg.3	Seg.4	Lap Time	Local Time
1		34.424	21.283	33.252	151,9	10:32'16.262
2	17.918	32.416	20.769	32.312	1'43.415	314,0 10:33'59.677

18/09/2020 P = Pits In/Out - C = Lap Time Cancelled

These data/results cannot be reproduced, stored and/or transmitted in whole or in part by any manner of electronic, mechanical, photocopying, recording, broadcasting or otherwise now known or herein after developed without the previous express consent by the copyright owner, except for reproduction in daily press and regular printed publications on sale to the public within 60 days of the event related to those data/results and always provided that copyright symbol appears together as follows below.

© DORNA WSBK ORGANIZATION Srl 2020



Acerbis Catalunya Round, 18 - 20 September 2020

Chronological Analysis Free Practice 1st Session

Circuit de Barcelona 4.627 m

2 / 4

Lap	Seg.1	Seg.2	Seg.3	Seg.4	Lap Time	km/h	Local Time
3	17.791	32.228	21.218	31.451	1'42.688	315,8	10:35'42.365
4	18.084	32.577	20.643	32.199	1'43.503	305,1	10:37'25.868
5	17.795	32.354	20.661	32.251	1'43.061	314,0	10:39'08.929
6	20.441	38.362	23.135	47.107	2'09.045CP	310,3	10:41'17.974
7	7'06.195	33.773	21.168	32.814	8'33.950P	140,3	10:49'51.924
8	19.753	33.731	20.904	32.603	1'46.991C	311,2	10:51'38.915
9	17.994	32.643	20.746	32.826	1'44.209	312,1	10:53'23.124
10	18.109	32.661	20.806	32.430	1'44.006	310,3	10:55'07.130
11	18.022	32.528	20.820	32.497	1'43.867	310,3	10:56'50.997
12	17.832	32.606	20.717	32.536	1'43.691	312,1	10:58'34.688
13	17.779	32.546	20.868	32.488	1'43.681	312,1	11:00'18.369
14	19.783	39.015	23.437	45.828	2'08.063CP	307,7	11:02'26.432
15	7'26.829	34.138	21.400	33.410	8'55.777P	160,0	11:11'22.209
16	18.167	32.875	20.943	32.727	1'44.712	309,5	11:13'06.921
17	17.998	32.800	20.942	32.509	1'44.249	310,3	11:14'51.170
18	17.919	32.574	20.751	32.462	1'43.706	310,3	11:16'34.876
19	18.091	33.012	20.979	34.326	1'46.408	312,1	11:18'21.284
20	17.948	32.723	20.815	32.581	1'44.067	310,3	11:20'05.351

8° 66 T. SYKES (1'42.799)							
Lap	Seg.1	Seg.2	Seg.3	Seg.4	Lap Time	km/h	Local Time
1		35.163	22.468	34.653		160,5	10:33'07.779
2	18.785	33.173	21.698	33.645	1'47.301	291,1	10:34'55.080
3	20.167	35.493	21.118	33.187	1'49.965C	310,3	10:36'45.045
4	18.130	32.214	20.618	32.287	1'43.249	312,1	10:38'28.294
5	17.946	32.119	20.715	32.149	1'42.929	311,2	10:40'11.223
6	17.900	32.187	20.769	32.172	1'43.028	310,3	10:41'54.251
7	17.898	33.314	21.037	32.899	1'45.148	311,2	10:43'39.399
8	17.902	34.085	21.334	45.456	1'58.777P	313,0	10:45'38.176
9	10'33.407	33.931	21.247	32.911	12'01.496P	142,1	10:57'39.672
10	17.946	32.466	20.652	33.256	1'44.320	309,5	10:59'23.992
11	17.939	32.191	20.590	32.079	1'42.799	312,1	11:01'06.791
12	17.894	32.280	20.672	32.132	1'42.978	312,1	11:02'49.769
13	18.171	33.039	21.127	45.029	1'57.366P	313,0	11:04'47.135
14	11'32.972	33.543	21.405	32.678	13'00.598P	192,5	11:17'47.733
15	17.917	32.411	20.759	32.242	1'43.329	310,3	11:19'31.062
16	17.929	32.341	20.724	32.295	1'43.289	310,3	11:21'14.351

9° 45 S. REDDING (1'42.832)							
Lap	Seg.1	Seg.2	Seg.3	Seg.4	Lap Time	km/h	Local Time
1		33.766	21.704	32.969		180,0	10:32'39.030
2	18.067	32.675	20.732	32.480	1'43.954	312,1	10:34'22.984
3	17.836	32.532	20.671	32.311	1'43.350	314,0	10:36'06.334
4	17.703	32.492	20.609	32.475	1'43.279	314,9	10:37'49.613
5	20.871	34.735	21.715	32.904	1'50.225C	315,8	10:39'39.838
6	17.739	32.549	20.677	32.153	1'43.118	314,0	10:41'22.956
7	17.827	32.467	20.606	32.106	1'43.006	314,9	10:43'05.962
8	17.657	32.579	20.462	32.181	1'42.879	318,6	10:44'48.841
9	17.644	32.469	20.571	32.148	1'42.832	315,8	10:46'31.673
10	17.696	32.494	20.677	32.163	1'43.030	315,8	10:48'14.703
11	18.257	35.485	21.177	32.475	1'47.394	313,0	10:50'02.097
12	17.655	32.497	20.739	32.099	1'42.990	314,0	10:51'45.087
13	17.751	32.663	20.625	43.944	1'54.983P	313,0	10:53'40.070
14	9'36.081	33.407	21.235	32.620	11'03.343P	165,1	11:04'43.413
15	17.857	32.918	20.762	39.608	1'51.145	314,0	11:06'34.558
16	17.920	32.844	20.891	32.377	1'44.032	312,1	11:08'18.590
17	17.988	33.095	21.729	46.054	1'58.866P	314,9	11:10'17.456
18	6'06.981	33.643	21.669	33.711	7'36.004P	192,2	11:17'53.460
19	17.891	32.880	20.851	32.620	1'44.242	314,0	11:19'37.702
20	17.914	33.106	20.789	32.718	1'44.527	313,0	11:21'22.229

11° 7 C. DAVIES (1'42.873)							
Lap	Seg.1	Seg.2	Seg.3	Seg.4	Lap Time	km/h	Local Time
1			34.990	22.190	34.151	162,9	10:32'54.538
2	18.285	33.117	21.214	32.881	1'45.497	311,2	10:34'40.035
3	18.033	32.678	20.923	33.621	1'45.255	314,9	10:36'25.290
4	17.763	32.520	20.693	32.289	1'43.265	316,7	10:38'08.555
5	17.860	33.124	20.787	32.518	1'44.289	318,6	10:39'52.844
6	17.649	32.914	20.707	32.048	1'43.318	318,6	10:41'36.162
7	17.811	32.721	20.546	32.291	1'43.369	318,6	10:43'19.531
8	17.607	32.594	20.614	32.068	1'42.883	319,5	10:45'02.414
9	17.605	36.223	21.676	34.277	1'49.781	320,5	10:46'52.195
10	17.721	32.637	20.634	32.132	1'43.124	317,6	10:48'35.319
11	17.718	32.421	20.590	32.144	1'42.873	316,7	10:50'18.192
12	18.343	35.349	22.416	46.375	2'02.483P	316,7	10:52'20.675
13	10'51.864	33.763	22.271	31.942	12'19.840P	184,0	11:04'40.515
14	18.361	33.360	23.034	33.673	1'48.428	314,9	11:06'28.943
15	17.967	32.704	21.578	31.792	1'44.041	314,9	11:08'12.984
16	17.741	32.614	20.879	32.275	1'43.509	315,8	11:09'56.493
17	17.710	32.542	20.642	32.230	1'43.124	318,6	11:11'39.617
18	17.713	32.558	25.832	36.203	1'52.306	316,7	11:13'31.923
19	17.795	32.803	20.749	33.233	1'44.580	315,8	11:15'16.503
20	17.871	33.063	20.704	32.425	1'44.063	315,8	11:17'00.566
21	19.379	37.464	21.757	41.894	2'00.494C	319,5	11:19'01.060
22	17.894	32.793	21.301	32.037	1'44.025	315,8	11:20'45.085

12° 50 E. LAVERTY (1'43.027)							
Lap	Seg.1	Seg.2	Seg.3	Seg.4	Lap Time	km/h	Local Time
1			33.878	21.340	32.540	203,4	10:31'49.199
2	18.643	32.597	20.891	32.387	1'44.518C	315,8	10:33'33.717
3	17.733	32.394	20.869	32.339	1'43.335	314,9	10:35'17.052
4	17.810	32.299	20.716	32.254	1'43.079	314,9	10:37'00.131
5	17.840	32.373	20.691	32.123	1'43.027	314,9	10:38'43.158
6	17.737	32.339	20.728	32.386	1'43.190	314,9	10:40'26.348
7	19.366	35.733	21.802	47.004	2'03.905CP	315,8	10:42'30.253
8	13'09.036	34.911	22.033	32.935	14'38.915P	136,5	10:57'09.168
9	17.890	32.587	21.085	32.353	1'43.915	314,9	10:58'53.083
10	17.786	32.575	20.829	32.297	1'43.487	315,8	11:00'36.570
11	17.778	32.515	20.809	32.354	1'43.456	314,9	11:02'20.026
12	19.432	34.751	22.248	44.905	2'01.336CP	315,8	11:04'21.362
13	11'00.064	38.682	22.652	34.324	12'35.722P	153,6	11:16'57.084
14	18.086	32.643	20.708	32.291	1'43.728	314,0	11:18'40.812
15	17.702	32.457	21.331	31.629	1'43.119	318,6	11:20'23.931

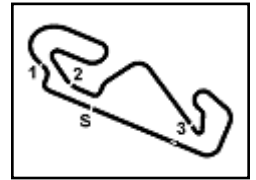
10° 76 L. BAZ (1'42.839)							
Lap	Seg.1	Seg.2	Seg.3	Seg.4	Lap Time	km/h	Local Time

13° 12 X. FORES (1'43.257)							
Lap	Seg.1	Seg.2	Seg.3	Seg.4	Lap Time	km/h	Local Time

18/09/2020 P = Pits In/Out - C = Lap Time Cancelled

These data/results cannot be reproduced, stored and/or transmitted in whole or in part by any manner of electronic, mechanical, photocopying, recording, broadcasting or otherwise now known or herein after developed without the previous express consent by the copyright owner, except for reproduction in daily press and regular printed publications on sale to the public within 60 days of the event related to those data/results and always provided that copyright symbol appears together as follows below.

© DORNA WSBK ORGANIZATION Srl 2020



Circuit de Barcelona 4.627 m

Acerbis Catalunya Round, 18 - 20 September 2020

Chronological Analysis Free Practice 1st Session

4 / 4

2	19.002	33.122	21.343	34.629	1'48.096	291,1	10:33'40.736	15	18.394	33.759	21.383	33.380	1'46.916	304,2	11:03'28.618
3	18.437	33.175	21.395	33.414	1'46.421	311,2	10:35'27.157	16	18.283	33.651	21.416	33.167	1'46.517	305,1	11:05'15.135
4	18.209	33.287	21.194	32.929	1'45.619	312,1	10:37'12.776	17	18.341	33.609	21.553	45.773	1'59.276P	304,2	11:07'14.411
5	18.138	33.096	21.142	32.749	1'45.125	313,0	10:38'57.901	18	6'25.819	35.832	21.860	33.461	7'56.972P	182,4	11:15'11.383
6	18.174	32.881	21.023	32.892	1'44.970	310,3	10:40'42.871	19	18.410	33.720	22.336	36.635	1'51.101	301,7	11:17'02.484
7	18.090	32.886	21.021	32.945	1'44.942	310,3	10:42'27.813	20	18.209	33.376	21.333	33.015	1'45.933	307,7	11:18'48.417
8	18.150	33.341	21.628	50.089	2'03.208P	310,3	10:44'31.021	21	18.253	33.243	21.164	33.001	1'45.661	307,7	11:20'34.078
9	11'10.976	33.632	21.466	33.124	12'39.198P	200,7	10:57'10.219								
10	18.130	33.026	21.160	33.044	1'45.360	311,2	10:58'55.579								
11	18.029	32.910	21.056	32.915	1'44.910	311,2	11:00'40.489								
12	18.055	32.963	21.345	33.132	1'45.495	311,2	11:02'25.984								
13	18.171	33.102	21.107	44.826	1'57.206P	310,3	11:04'23.190								
14	8'28.472	34.161	21.232	32.935	9'56.800P	201,5	11:14'19.990								
15	18.301	33.048	21.036	33.123	1'45.508	307,7	11:16'05.498								
16	18.124	32.985	20.948	32.781	1'44.838	308,6	11:17'50.336								
17	18.332	32.959	21.105	35.629	1'48.025	309,5	11:19'38.361								
18	18.105	32.994	20.997	32.840	1'44.936	312,1	11:21'23.297								

20° 97 S. CAVALIERI (1'44.972)

Lap	Seg.1	Seg.2	Seg.3	Seg.4	Lap Time	km/h	Local Time
1		36.908	23.761	34.817		169,3	10:32'25.968
2	19.577	34.312	21.955	33.664	1'49.508	264,1	10:34'15.476
3	18.966	33.376	21.442	33.551	1'47.335	276,2	10:36'02.811
4	18.839	33.273	21.281	33.755	1'47.148	278,4	10:37'49.959
5	18.520	33.222	21.171	32.790	1'45.703	300,8	10:39'35.662
6	18.346	33.030	21.084	32.676	1'45.136	303,4	10:41'20.798
7	18.234	32.966	21.016	32.848	1'45.064	310,3	10:43'05.862
8	18.349	33.123	20.995	32.665	1'45.132	290,3	10:44'50.994
9	18.572	33.521	21.507	45.252	1'58.852P	288,8	10:46'49.846
10	12'18.088	35.683	21.945	33.079	13'48.795P	144,4	11:00'38.641
11	18.458	33.225	21.264	32.832	1'45.779	297,5	11:02'24.420
12	18.196	33.188	21.019	36.053	1'48.456	308,6	11:04'12.876
13	18.267	33.184	21.042	32.874	1'45.367	301,7	11:05'58.243
14	18.164	33.147	21.116	32.665	1'45.092	305,1	11:07'43.335
15	18.117	33.098	21.676	32.160	1'45.051	307,7	11:09'28.386
16	18.027	33.062	20.948	33.962	1'45.999	309,5	11:11'14.385
17	18.128	33.027	21.008	32.809	1'44.972	308,6	11:12'59.357
18	18.124	33.143	21.091	32.697	1'45.055	307,7	11:14'44.412
19	18.066	33.278	21.123	32.898	1'45.365	309,5	11:16'29.777
20	19.888	39.150	25.691	33.691	1'58.420	307,7	11:18'28.197
21	18.114	33.449	21.170	32.895	1'45.628	311,2	11:20'13.825

21° 36 L. MERCADO (1'45.551)

Lap	Seg.1	Seg.2	Seg.3	Seg.4	Lap Time	km/h	Local Time
1		34.666	21.918	34.045		198,5	10:31'55.255
2	18.487	32.943	20.955	33.166	1'45.551	305,9	10:33'40.806

22° 53 V. DEBISE (1'45.661)

Lap	Seg.1	Seg.2	Seg.3	Seg.4	Lap Time	km/h	Local Time
1		35.832	22.223	34.753		115,5	10:32'03.176
2	19.097	33.961	21.665	34.781	1'49.504	291,1	10:33'52.680
3	18.812	33.790	21.628	33.832	1'48.062	305,1	10:35'40.742
4	18.608	33.628	21.866	32.635	1'46.737	305,9	10:37'27.479
5	18.244	33.451	21.115	43.661	1'56.471	310,3	10:39'23.950
6	18.627	33.372	21.202	33.306	1'46.507	305,9	10:41'10.457
7	18.618	33.379	21.212	33.006	1'46.215	299,2	10:42'56.672
8	18.393	33.430	21.388	33.434	1'46.645	306,8	10:44'43.317
9	18.522	33.482	21.364	33.070	1'46.438	307,7	10:46'29.755
10	18.239	33.348	21.236	45.822	1'58.645P	306,8	10:48'28.400
11	6'21.097	35.566	22.114	34.322	7'53.099P	176,5	10:56'21.499
12	18.418	33.440	21.181	33.022	1'46.061	308,6	10:58'07.560
13	18.340	33.437	21.233	34.130	1'47.140	308,6	10:59'54.700
14	18.519	33.656	21.498	33.329	1'47.002	303,4	11:01'41.702

18/09/2020 P = Pits In/Out - C = Lap Time Cancelled

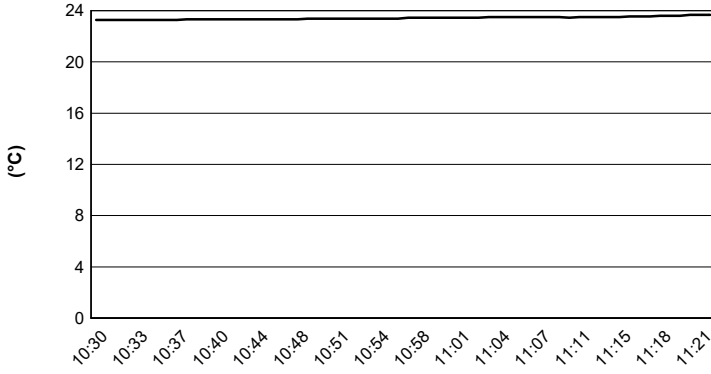
These data/results cannot be reproduced, stored and/or transmitted in whole or in part by any manner of electronic, mechanical, photocopying, recording, broadcasting or otherwise now known or herein after developed without the previous express consent by the copyright owner, except for reproduction in daily press and regular printed publications on sale to the public within 60 days of the event related to those data/results and always provided that copyright symbol appears together as follows below.

© DORNA WSBK ORGANIZATION Srl 2020

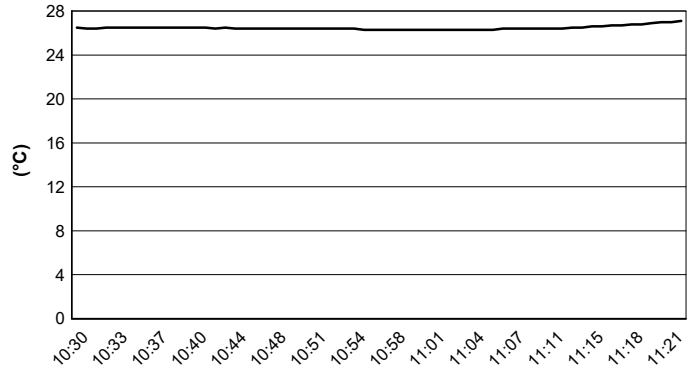
Acerbis Catalunya Round, 18 - 20 September 2020
Weather Report Free Practice 1st Session
 Session started 10:30 - Session ended 11:22

Circuit de Barcelona 4.627 m

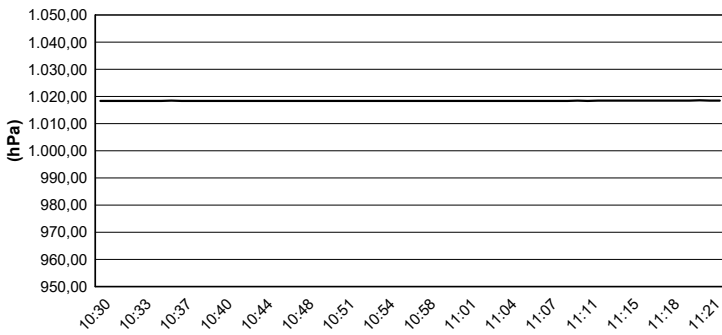
Air Temperature



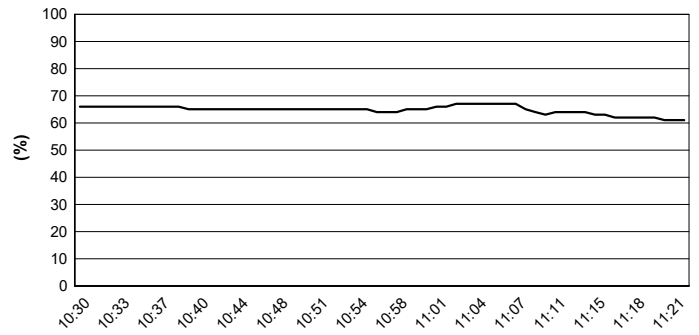
Track Temperature



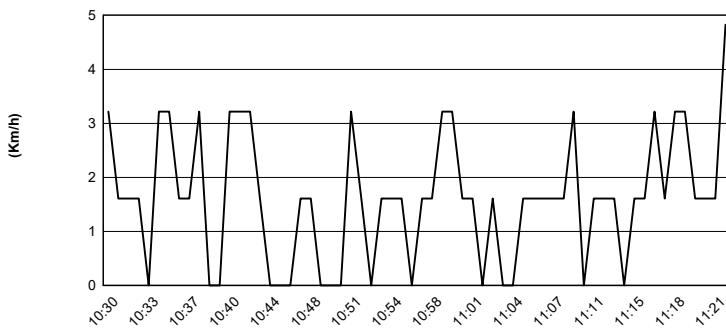
Air Pressure



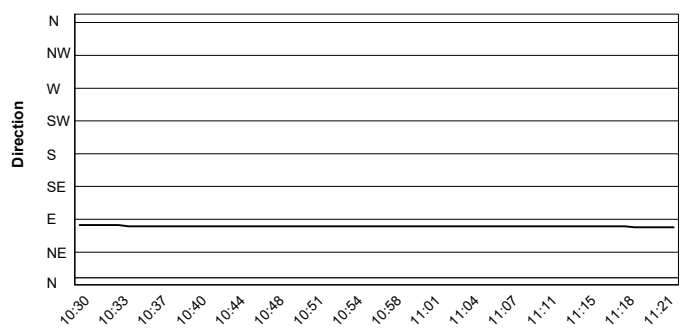
Humidity



Wind Speed



Wind Direction



18/09/2020

These data/results cannot be reproduced, stored and/or transmitted in whole or in part by any manner of electronic, mechanical, photocopying, recording, broadcasting or otherwise now known or herein after developed without the previous express consent by the copyright owner, except for reproduction in daily press and regular printed publications on sale to the public within 60 days of the event related to those data/results and always provided that copyright symbol appears together as follows below.

© DORNA WSBK ORGANIZATION Srl 2020