

Acerbis Catalunya Round, 18 - 20 September 2020

Results Free Practice 2nd Session

Circuit de Barcelona 4.627 m

1 / 2

No.	Rider	Nat	Team	Bike	Class	Time	Gap	Rel.	Laps	Speed	
										Avg	Max
1	1 J. REA	GBR	Kawasaki Racing Team WorldSBK	Kawasaki ZX-10RR		1'55.669			10	144,007	308,6
2	60 M. VAN DER MARK	NED	PATA YAMAHA WorldSBK Official Team	Yamaha YZF R1		1'55.827	0.158	0.158	14	143,811	305,1
3	21 M. RINALDI	ITA	Team GOELEVELN	Ducati Panigale V4 R	IND	1'55.838	0.169	0.011	18	143,797	308,6
4	19 A. BAUTISTA	ESP	Team HRC	Honda CBR1000RR-R		1'55.862	0.193	0.024	15	143,768	313,0
5	45 S. REDDING	GBR	ARUBA.IT Racing - Ducati	Ducati Panigale V4 R		1'56.159	0.490	0.297	20	143,400	307,7
6	31 G. GERLOFF	USA	GRT Yamaha WorldSBK Junior Team	Yamaha YZF R1	IND	1'56.321	0.652	0.162	16	143,200	304,2
7	66 T. SYKES	GBR	BMW Motorrad WorldSBK Team	BMW S1000 RR		1'56.522	0.853	0.201	12	142,953	297,5
8	97 S. CAVALIERI	ITA	Barni Racing Team	Ducati Panigale V4 R	IND	1'56.680	1.011	0.158	16	142,760	282,7
9	50 E. LAVERTY	IRL	BMW Motorrad WorldSBK Team	BMW S1000 RR		1'56.735	1.066	0.055	13	142,692	300,8
10	54 T. RAZGATLIOGLU	TUR	PATA YAMAHA WorldSBK Official Team	Yamaha YZF R1		1'56.780	1.111	0.045	17	142,637	303,4
11	76 L. BAZ	FRA	Ten Kate Racing Yamaha	Yamaha YZF R1	IND	1'56.869	1.200	0.089	12	142,529	303,4
12	7 C. DAVIES	GBR	ARUBA.IT Racing - Ducati	Ducati Panigale V4 R		1'57.018	1.349	0.149	19	142,347	304,2
13	91 L. HASLAM	GBR	Team HRC	Honda CBR1000RR-R		1'57.062	1.393	0.044	17	142,294	308,6
14	22 A. LOWES	GBR	Kawasaki Racing Team WorldSBK	Kawasaki ZX-10RR		1'57.087	1.418	0.025	13	142,263	305,1
15	94 J. FOLGER	GER	Bonovo Action by MGM Racing	Yamaha YZF R1	IND	1'57.555	1.886	0.468	14	141,697	298,3
16	12 X. FORES	ESP	Kawasaki Puccetti Racing	Kawasaki ZX-10RR	IND	1'57.569	1.900	0.014	19	141,680	300,0
17	64 F. CARICASULO	ITA	GRT Yamaha WorldSBK Junior Team	Yamaha YZF R1	IND	1'57.871	2.202	0.302	23	141,317	297,5
18	20 S. BARRIER	FRA	Brixx Performance	Ducati Panigale V4 R	IND	1'58.283	2.614	0.412	22	140,825	302,5
19	13 T. TAKAHASHI	JPN	MIE Racing HONDA Team	Honda CBR1000RR-R	IND	1'58.659	2.990	0.376	8	140,379	288,0
20	53 V. DEBISE	FRA	OUTDO Kawasaki TPR	Kawasaki ZX-10RR	IND	1'59.956	4.287	1.297	20	138,861	297,5
21	77 M. SCHEIB	CHI	ORELAC Racing VERDNATURA	Kawasaki ZX-10RR	IND	2'00.795	5.126	0.839	5	137,896	300,8
----- Out 107% in this Session -----											
22	36 L. MERCADO	ARG	Motocorsa Racing	Ducati Panigale V4 R	IND				0		

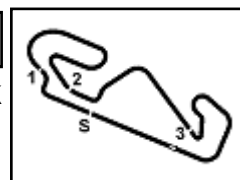
Qualifying Lap Time (107% of 1'55.669): 2'03.767

AIR	Humidity:	81%	Temp:	21°C
TRACK	Condition:	Wet	Temp:	23°C

Start	End	The results are provisional until the end of the time limit for protests and appeals and the completion of the technical checks.
18/09/2020 15:00	16:01	

These data/results cannot be reproduced, stored and/or transmitted in whole or in part by any manner of electronic, mechanical, photocopying, recording, broadcasting or otherwise now known or herein after developed without the previous express consent by the copyright owner, except for reproduction in daily press and regular printed publications on sale to the public within 60 days of the event related to those data/results and always provided that copyright symbol appears together as follows below.

© DORNA WSBK ORGANIZATION Srl 2020



Acerbis Catalunya Round, 18 - 20 September 2020

Results Free Practice 2nd Session

Circuit de Barcelona 4.627 m

2 / 2

Session Highlights

Local Time	No. Rider	Description
15.00.00		Start
15.00.06		WorldSBK Pit Intervention Time: 1min 6secs
15.11.03	76 L. BAZ	Current Lap Cancelled - Exceeded Track Limits - Turn 2
15.12.15	94 J. FOLGER	Current Lap Cancelled - Exceeded Track Limits - Turn 2
15.12.30	13 T. TAKAHASHI	Crashed - Turn 5
15.14.41	77 M. SCHEIB	Crashed - Turn 5
15.14.52		RED FLAG
15.17.40	77 M. SCHEIB	Medical Centre
15.24.00		Session Restart
15.30.04	94 J. FOLGER	Current Lap Cancelled - Exceeded Track Limits - Turn 2
15.36.22	76 L. BAZ	Current Lap Cancelled - Exceeded Track Limits - Turn 2
15.38.03	22 A. LOWES	Current Lap Cancelled - Exceeded Track Limits - Turn 2
15.40.07	94 J. FOLGER	Current Lap Cancelled - Exceeded Track Limits - Turn 2
15.41.31	19 A. BAUTISTA	Current Lap Cancelled - Exceeded Track Limits - Turn 2
15.54.17	7 C. DAVIES	Current Lap Cancelled - Exceeded Track Limits - Turn 2
15.56.53		WorldSSP FP2 Pit Lane Will Open at 16.10
15.57.06	76 L. BAZ	Crashed - Turn 7
15.57.36	22 A. LOWES	Current Lap Cancelled - Exceeded Track Limits - Turn 2
16.01.22		End Of Session

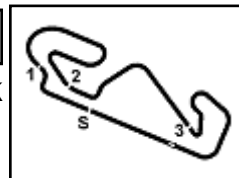
Fastest Laps Sequence

No.	Rider	Nat	Team	Bike	Local Time	Time	Gap	Avg
91	L. HASLAM	GBR	Team HRC	Honda CBR1000RR-R	15:04'20.461	2'02.774		135,674
94	J. FOLGER	GER	Bonovo Action by MGM Racing	Yamaha YZF R1	15:05'07.877	2'02.501	-0.273	135,976
97	S. CAVALIERI	ITA	Barni Racing Team	Ducati Panigale V4 R	15:05'11.965	2'02.228	-0.273	136,280
19	A. BAUTISTA	ESP	Team HRC	Honda CBR1000RR-R	15:05'30.439	2'01.953	-0.275	136,587
91	L. HASLAM	GBR	Team HRC	Honda CBR1000RR-R	15:06'21.375	2'00.914	-1.039	137,761
76	L. BAZ	FRA	Ten Kate Racing Yamaha	Yamaha YZF R1	15:06'50.805	2'00.022	-0.892	138,785
45	S. REDDING	GBR	ARUBA.IT Racing - Ducati	Ducati Panigale V4 R	15:07'06.858	1'59.201	-0.821	139,740
91	L. HASLAM	GBR	Team HRC	Honda CBR1000RR-R	15:08'19.815	1'58.440	-0.761	140,638
76	L. BAZ	FRA	Ten Kate Racing Yamaha	Yamaha YZF R1	15:08'48.630	1'57.825	-0.615	141,372
76	L. BAZ	FRA	Ten Kate Racing Yamaha	Yamaha YZF R1	15:10'45.499	1'56.869	-0.956	142,529
1	J. REA	GBR	Kawasaki Racing Team WorldSBK	Kawasaki ZX-10RR	15:32'46.977	1'56.191	-0.678	143,361
21	M. RINALDI	ITA	Team GOELEVELN	Ducati Panigale V4 R	15:37'02.109	1'55.874	-0.317	143,753
60	M. VAN DER MARK	NED	PATA YAMAHA WorldSBK Official Team	Yamaha YZF R1	15:43'23.815	1'55.827	-0.047	143,811
1	J. REA	GBR	Kawasaki Racing Team WorldSBK	Kawasaki ZX-10RR	15:54'30.740	1'55.669	-0.158	144,007

Start 18/09/2020 15:00 End 16:01 The results are provisional until the end of the time limit for protests and appeals and the completion of the technical checks.

These data/results cannot be reproduced, stored and/or transmitted in whole or in part by any manner of electronic, mechanical, photocopying, recording, broadcasting or otherwise now known or herein after developed without the previous express consent by the copyright owner, except for reproduction in daily press and regular printed publications on sale to the public within 60 days of the event related to those data/results and always provided that copyright symbol appears together as follows below.

© DORNA WSBK ORGANIZATION Srl 2020



Acerbis Catalunya Round, 18 - 20 September 2020

Free Practices Combined Results after FP2

Circuit de Barcelona 4.627 m

No.	Rider	Nat	Team	Bike	Class	FP1	FP2	FP3	Time	Gap	Rel.	Avg	LL
1	54 T. RAZGATLIOGLU	TUR	PATA YAMAHA WorldSBK Official Team	Yamaha YZF R1		1'42.140	1'56.780		1'42.140			163,082	32
2	60 M. VAN DER MARK	NED	PATA YAMAHA WorldSBK Official Team	Yamaha YZF R1		1'42.309	1'55.827		1'42.309	0.169	0.169	162,813	33
3	31 G. GERLOFF	USA	GRT Yamaha WorldSBK Junior Team	Yamaha YZF R1	IND	1'42.478	1'56.321		1'42.478	0.338	0.169	162,544	31
4	19 A. BAUTISTA	ESP	Team HRC	Honda CBR1000RR-R		1'42.513	1'55.862		1'42.513	0.373	0.035	162,489	34
5	1 J. REA	GBR	Kawasaki Racing Team WorldSBK	Kawasaki ZX-10RR		1'42.614	1'55.669		1'42.614	0.474	0.101	162,329	24
6	21 M. RINALDI	ITA	Team GOEVELEN	Ducati Panigale V4 R	IND	1'42.635	1'55.838		1'42.635	0.495	0.021	162,296	34
7	22 A. LOWES	GBR	Kawasaki Racing Team WorldSBK	Kawasaki ZX-10RR		1'42.688	1'57.087		1'42.688	0.548	0.053	162,212	32
8	66 T. SYKES	GBR	BMW Motorrad WorldSBK Team	BMW S1000 RR		1'42.799	1'56.522		1'42.799	0.659	0.111	162,037	27
9	45 S. REDDING	GBR	ARUBA.IT Racing - Ducati	Ducati Panigale V4 R		1'42.832	1'56.159		1'42.832	0.692	0.033	161,985	39
10	76 L. BAZ	FRA	Ten Kate Racing Yamaha	Yamaha YZF R1	IND	1'42.839	1'56.869		1'42.839	0.699	0.007	161,974	28
11	7 C. DAVIES	GBR	ARUBA.IT Racing - Ducati	Ducati Panigale V4 R		1'42.873	1'57.018		1'42.873	0.733	0.034	161,920	40
12	50 E. LAVERTY	IRL	BMW Motorrad WorldSBK Team	BMW S1000 RR		1'43.027	1'56.735		1'43.027	0.887	0.154	161,678	27
13	12 X. FORES	ESP	Kawasaki Puccetti Racing	Kawasaki ZX-10RR	IND	1'43.257	1'57.569		1'43.257	1.117	0.230	161,318	37
14	64 F. CARICASULO	ITA	GRT Yamaha WorldSBK Junior Team	Yamaha YZF R1	IND	1'43.597	1'57.871		1'43.597	1.457	0.340	160,788	40
15	94 J. FOLGER	GER	Bonovo Action by MGM Racing	Yamaha YZF R1	IND	1'43.664	1'57.555		1'43.664	1.524	0.067	160,685	29
16	77 M. SCHEIB	CHI	ORELAC Racing VERDNATURA	Kawasaki ZX-10RR	IND	1'43.946	2'00.795		1'43.946	1.806	0.282	160,249	22
17	13 T. TAKAHASHI	JPN	MIE Racing HONDA Team	Honda CBR1000RR-R	IND	1'44.222	1'58.659		1'44.222	2.082	0.276	159,824	30
18	91 L. HASLAM	GBR	Team HRC	Honda CBR1000RR-R		1'44.315	1'57.062		1'44.315	2.175	0.093	159,682	29
19	20 S. BARRIER	FRA	Brixx Performance	Ducati Panigale V4 R	IND	1'44.838	1'58.283		1'44.838	2.698	0.523	158,885	39
20	97 S. CAVALIERI	ITA	Barni Racing Team	Ducati Panigale V4 R	IND	1'44.972	1'56.680		1'44.972	2.832	0.134	158,682	36
21	36 L. MERCADO	ARG	Motocorsa Racing	Ducati Panigale V4 R	IND	1'45.551			1'45.551	3.411	0.579	157,812	1
22	53 V. DEBISE	FRA	OUTDO Kawasaki TPR	Kawasaki ZX-10RR	IND	1'45.661	1'59.956		1'45.661	3.521	0.110	157,648	40

18/09/2020

These data/results cannot be reproduced, stored and/or transmitted in whole or in part by any manner of electronic, mechanical, photocopying, recording, broadcasting or otherwise now known or herein after developed without the previous express consent by the copyright owner, except for reproduction in daily press and regular printed publications on sale to the public within 60 days of the event related to those data/results and always provided that copyright symbol appears together as follows below.

© DORNA WSBK ORGANIZATION Srl 2020

PIRELLI PERUGIA TIMING



Official Tyre Supplier



Official Timekeeper

Acerbis Catalunya Round, 18 - 20 September 2020

Best Sectors & Speed Free Practice 2nd Session

Circuit de Barcelona 4.627 m

BEST LAP			
1	1 J. REA	Kawasaki ZX-10RR	1'55.669
2	60 M. VAN DER MARK	Yamaha YZF R1	1'55.827
3	21 M. RINALDI	Ducati Panigale V4 R	1'55.838
4	19 A. BAUTISTA	Honda CBR1000RR-R	1'55.862
5	45 S. REDDING	Ducati Panigale V4 R	1'56.159
6	31 G. GERLOFF	Yamaha YZF R1	1'56.321
7	66 T. SYKES	BMW S1000 RR	1'56.522
8	97 S. CAVALIERI	Ducati Panigale V4 R	1'56.680
9	50 E. LAVERTY	BMW S1000 RR	1'56.735
10	54 T. RAZGATLIOGLU	Yamaha YZF R1	1'56.780
11	76 L. BAZ	Yamaha YZF R1	1'56.869
12	7 C. DAVIES	Ducati Panigale V4 R	1'57.018
13	91 L. HASLAM	Honda CBR1000RR-R	1'57.062
14	22 A. LOWES	Kawasaki ZX-10RR	1'57.087
15	94 J. FOLGER	Yamaha YZF R1	1'57.555
16	12 X. FORES	Kawasaki ZX-10RR	1'57.569
17	64 F. CARICASULO	Yamaha YZF R1	1'57.871
18	20 S. BARRIER	Ducati Panigale V4 R	1'58.283
19	13 T. TAKAHASHI	Honda CBR1000RR-R	1'58.659
20	53 V. DEBISE	Kawasaki ZX-10RR	1'59.956
21	77 M. SCHEIB	Kawasaki ZX-10RR	2'00.795
22	36 L. MERCADO	Ducati Panigale V4 R	

SPEED			
1	19 A. BAUTISTA	Honda CBR1000RR-R	313,0
2	21 M. RINALDI	Ducati Panigale V4 R	308,6
3	91 L. HASLAM	Honda CBR1000RR-R	308,6
4	1 J. REA	Kawasaki ZX-10RR	308,6
5	45 S. REDDING	Ducati Panigale V4 R	307,7
6	22 A. LOWES	Kawasaki ZX-10RR	305,1
7	60 M. VAN DER MARK	Yamaha YZF R1	305,1
8	7 C. DAVIES	Ducati Panigale V4 R	304,2
9	31 G. GERLOFF	Yamaha YZF R1	304,2
10	54 T. RAZGATLIOGLU	Yamaha YZF R1	303,4
11	76 L. BAZ	Yamaha YZF R1	303,4
12	20 S. BARRIER	Ducati Panigale V4 R	302,5
13	77 M. SCHEIB	Kawasaki ZX-10RR	300,8
14	50 E. LAVERTY	BMW S1000 RR	300,8
15	12 X. FORES	Kawasaki ZX-10RR	300,0
16	94 J. FOLGER	Yamaha YZF R1	298,3
17	66 T. SYKES	BMW S1000 RR	297,5
18	64 F. CARICASULO	Yamaha YZF R1	297,5
19	53 V. DEBISE	Kawasaki ZX-10RR	297,5
20	13 T. TAKAHASHI	Honda CBR1000RR-R	288,0
21	97 S. CAVALIERI	Ducati Panigale V4 R	282,7

SEG. 1		SEG. 2		SEG. 3		SEG. 4		
1	45 S. REDDING	19.515	1	60 M. VAN DER MARK	36.307	1	1 J. REA	35.563
2	31 G. GERLOFF	19.537	2	1 J. REA	36.361	2	21 M. RINALDI	35.613
3	21 M. RINALDI	19.551	3	19 A. BAUTISTA	36.366	3	60 M. VAN DER MARK	35.657
4	19 A. BAUTISTA	19.557	4	45 S. REDDING	36.420	4	19 A. BAUTISTA	35.741
5	1 J. REA	19.615	5	21 M. RINALDI	36.422	5	45 S. REDDING	35.823
6	7 C. DAVIES	19.615	6	66 T. SYKES	36.457	6	97 S. CAVALIERI	35.884
7	60 M. VAN DER MARK	19.634	7	50 E. LAVERTY	36.526	7	50 E. LAVERTY	35.929
8	97 S. CAVALIERI	19.725	8	91 L. HASLAM	36.587	8	94 J. FOLGER	35.936
9	76 L. BAZ	19.746	9	22 A. LOWES	36.606	9	54 T. RAZGATLIOGLU	35.958
10	66 T. SYKES	19.794	10	31 G. GERLOFF	36.614	10	31 G. GERLOFF	35.981
11	64 F. CARICASULO	19.823	11	97 S. CAVALIERI	36.637	11	66 T. SYKES	36.023
12	20 S. BARRIER	19.826	12	76 L. BAZ	36.646	12	7 C. DAVIES	36.053
13	91 L. HASLAM	19.866	13	7 C. DAVIES	36.661	13	76 L. BAZ	36.119
14	12 X. FORES	19.934	14	54 T. RAZGATLIOGLU	36.689	14	91 L. HASLAM	36.146
15	54 T. RAZGATLIOGLU	19.940	15	94 J. FOLGER	36.777	15	22 A. LOWES	36.180
16	50 E. LAVERTY	19.949	16	12 X. FORES	36.885	16	64 F. CARICASULO	36.376
17	94 J. FOLGER	19.993	17	64 F. CARICASULO	36.966	17	12 X. FORES	36.411
18	22 A. LOWES	20.009	18	20 S. BARRIER	37.212	18	20 S. BARRIER	36.481
19	53 V. DEBISE	20.214	19	13 T. TAKAHASHI	37.220	19	13 T. TAKAHASHI	36.514
20	77 M. SCHEIB	20.245	20	53 V. DEBISE	37.579	20	53 V. DEBISE	36.762
21	13 T. TAKAHASHI	20.408	21	77 M. SCHEIB	37.971	21	77 M. SCHEIB	37.295

18/09/2020

These data/results cannot be reproduced, stored and/or transmitted in whole or in part by any manner of electronic, mechanical, photocopying, recording, broadcasting or otherwise now known or herein after developed without the previous express consent by the copyright owner, except for reproduction in daily press and regular printed publications on sale to the public within 60 days of the event related to those data/results and always provided that copyright symbol appears together as follows below.

© DORNA WSBK ORGANIZATION Srl 2020

FICR PERUGIA TIMING



Official Tyre Supplier



Official Timekeeper



Acerbis Catalunya Round, 18 - 20 September 2020

Ideal Times Free Practice 2nd Session

Circuit de Barcelona 4.627 m

No.	Rider	Nat	Bike	Seg. 1	Seg. 2	Seg. 3	Seg. 4	Ideal Time				
				Diff. 1	Diff. 2	Diff. 3	Diff. 4	Best Lap	Pos.	Diff.		
1	21 M. RINALDI	ITA	Ducati Panigale V4 R	19.551 +0.028	36.422 +0.059	23.931	35.613 +0.234	1'55.517 1'55.838	3	0.321		
2	60 M. VAN DER MARK	NED	Yamaha YZF R1	19.634 +0.069	36.307	23.984 +0.136	35.657 +0.040	1'55.582 1'55.827	2	0.245		
3	1 J. REA	GBR	Kawasaki ZX-10RR	19.615	36.361	24.090 +0.040	35.563	1'55.629 1'55.669	1	0.040		
4	45 S. REDDING	GBR	Ducati Panigale V4 R	19.515	36.420	23.983 +0.040	35.823 +0.378	1'55.741 1'56.159	5	0.418		
5	19 A. BAUTISTA	ESP	Honda CBR1000RR-R	19.557	36.366 +0.086	24.112	35.741	1'55.776 1'55.862	4	0.086		
6	31 G. GERLOFF	USA	Yamaha YZF R1	19.537	36.614	23.871	35.981 +0.318	1'56.003 1'56.321	6	0.318		
7	66 T. SYKES	GBR	BMW S1000 RR	19.794	36.457	24.068	36.023 +0.180	1'56.342 1'56.522	7	0.180		
8	7 C. DAVIES	GBR	Ducati Panigale V4 R	19.615 +0.218	36.661	24.109 +0.175	36.053 +0.187	1'56.438 1'57.018	12	0.580		
9	50 E. LAVERTY	IRL	BMW S1000 RR	19.949	36.526	24.073 +0.103	35.929 +0.155	1'56.477 1'56.735	9	0.258		
10	76 L. BAZ	FRA	Yamaha YZF R1	19.746 +0.288	36.646 +0.072	23.998	36.119	1'56.509 1'56.869	11	0.360		
11	97 S. CAVALIERI	ITA	Ducati Panigale V4 R	19.725	36.637	24.304 +0.014	35.884 +0.116	1'56.550 1'56.680	8	0.130		
12	54 T. RAZGATLIOGLU	TUR	Yamaha YZF R1	19.940	36.689	24.087 +0.024	35.958 +0.082	1'56.674 1'56.780	10	0.106		
13	91 L. HASLAM	GBR	Honda CBR1000RR-R	19.866	36.587 +0.167	24.149	36.146 +0.147	1'56.748 1'57.062	13	0.314		
14	22 A. LOWES	GBR	Kawasaki ZX-10RR	20.009	36.606	24.260	36.180 +0.032	1'57.055 1'57.087	14	0.032		
15	94 J. FOLGER	GER	Yamaha YZF R1	19.993 +0.196	36.777	24.653	35.936	1'57.359 1'57.555	15	0.196		
16	12 X. FORES	ESP	Kawasaki ZX-10RR	19.934 +0.018	36.885	24.239 +0.082	36.411	1'57.469 1'57.569	16	0.100		
17	64 F. CARICASULO	ITA	Yamaha YZF R1	19.823	36.966 +0.201	24.386 +0.113	36.376 +0.006	1'57.551 1'57.871	17	0.320		
18	20 S. BARRIER	FRA	Ducati Panigale V4 R	19.826	37.212 +0.156	24.363	36.481 +0.245	1'57.882 1'58.283	18	0.401		
19	13 T. TAKAHASHI	JPN	Honda CBR1000RR-R	20.408	37.220	24.517	36.514	1'58.659 1'58.659	19			
20	53 V. DEBISE	FRA	Kawasaki ZX-10RR	20.214 +0.151	37.579 +0.106	24.468 +0.208	36.762 +0.468	1'59.023 1'59.956	20	0.933		
21	77 M. SCHEIB	CHI	Kawasaki ZX-10RR	20.245	37.971 +0.089	25.187 +0.008	37.295	2'00.698 2'00.795	21	0.097		
	36 L. MERCADO	ARG	Ducati Panigale V4 R	One or more sectors missing								
Overall Ideal Time				19.515	36.307	23.871	35.563	1'55.256				

18/09/2020

These data/results cannot be reproduced, stored and/or transmitted in whole or in part by any manner of electronic, mechanical, photocopying, recording, broadcasting or otherwise now known or herein after developed without the previous express consent by the copyright owner, except for reproduction in daily press and regular printed publications on sale to the public within 60 days of the event related to those data/results and always provided that copyright symbol appears together as follows below.

© DORNA WSBK ORGANIZATION Srl 2020

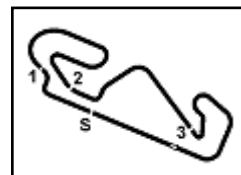
FICR PERUGIA TIMING



Official Tyre Supplier



Official Timekeeper



Acerbis Catalunya Round, 18 - 20 September 2020 Chronological Analysis Free Practice 2nd Session

Circuit de Barcelona 4.627 m

1 / 4

1° 1 J. REA (1'55.669)							
Lap	Seg.1	Seg.2	Seg.3	Seg.4	Lap Time	km/h	Local Time
1		40.057	26.438	37.527	197,1	15:13'20.684	
2	20.506	38.951	25.129	50.334	2'14.920CP	274,1	15:15'35.604
3	9'39.515	38.427	25.125	36.529	11'19.596P	208,5	15:26'55.200
4	20.078	37.373	24.491	36.017	1'57.959	301,7	15:28'53.159
5	20.100	37.065	24.395	36.067	1'57.627	295,9	15:30'50.786
6	19.845	36.573	24.090	35.683	1'56.191	299,2	15:32'46.977
7	20.634	39.658	25.522	48.019	2'13.833P	302,5	15:35'00.810
8	13'52.367	39.393	25.591	39.409	15'36.760P	210,1	15:50'37.570
9	20.078	36.998	24.227	36.198	1'57.501	306,8	15:52'35.071
10	19.615	36.361	24.130	35.563	1'55.669	308,6	15:54'30.740
11	19.959	39.648	25.103	47.976	2'12.686P	308,6	15:56'43.426

2° 60 M. VAN DER MARK (1'55.827)							
Lap	Seg.1	Seg.2	Seg.3	Seg.4	Lap Time	km/h	Local Time
1		38.989	25.952	37.626	168,0	15:13'33.363	
2	20.736	37.668	25.277	49.738	2'13.419CP	278,4	15:15'46.782
3	10'22.609	37.482	25.213	36.573	12'01.877P	208,5	15:27'48.659
4	20.184	37.017	24.708	36.399	1'58.308	295,9	15:29'46.967
5	20.001	36.798	24.558	36.069	1'57.426	294,3	15:31'44.393
6	19.954	36.898	24.363	36.278	1'57.493	293,5	15:33'41.886
7	19.933	36.699	24.533	35.917	1'57.082	294,3	15:35'38.968
8	19.826	36.483	24.286	35.916	1'56.511	297,5	15:37'35.479
9	19.780	36.674	24.248	35.845	1'56.547	300,0	15:39'32.026
10	19.634	36.495	24.158	35.675	1'55.962	305,1	15:41'27.988
11	19.703	36.307	24.120	35.697	1'55.827	304,2	15:43'23.815
12	19.637	36.360	23.984	48.213	2'08.194P	302,5	15:45'32.009
13	8'15.327	36.772	24.239	36.224	9'52.562P	188,2	15:55'24.571
14	19.826	36.522	23.993	35.657	1'55.998	299,2	15:57'20.569
15	19.639	36.580	24.173	35.951	1'56.343	297,5	15:59'16.912

3° 21 M. RINALDI (1'55.838)							
Lap	Seg.1	Seg.2	Seg.3	Seg.4	Lap Time	km/h	Local Time
1		41.439	27.468	39.958	169,3	15:05'58.610	
2	22.891	40.904	26.995	39.223	2'10.013	238,9	15:08'08.623
3	21.912	39.483	26.080	38.129	2'05.604	264,1	15:10'14.227
4	21.026	38.716	26.003	37.749	2'03.494	286,5	15:12'17.721
5	20.590	37.867	25.436	36.934	2'00.827	274,1	15:14'18.548
6	20.339	43.868	29.315	51.765	2'25.287CP	288,8	15:16'43.835
7	8'47.022	39.375	25.814	37.765	10'29.976P	177,6	15:27'13.811
8	20.539	37.690	25.083	36.882	2'00.194	284,2	15:29'14.005
9	20.303	37.042	24.629	36.445	1'58.419	282,0	15:31'12.424
10	20.092	36.893	24.461	35.975	1'57.421	296,7	15:33'09.845
11	19.923	36.736	24.118	35.613	1'56.390	295,9	15:35'06.235
12	19.551	36.422	24.006	35.895	1'55.874	308,6	15:37'02.109
13	21.797	39.972	26.510	50.775	2'19.054P	257,1	15:39'21.163
14	9'17.020	39.146	25.469	37.233	10'58.868P	179,7	15:50'20.031
15	19.936	36.790	24.141	36.353	1'57.220	304,2	15:52'17.251
16	19.731	36.703	24.379	36.076	1'56.889	305,1	15:54'14.140
17	19.718	36.593	23.984	35.812	1'56.107	300,0	15:56'10.247
18	19.695	36.665	24.337	35.920	1'56.617	302,5	15:58'06.864
19	19.579	36.481	23.931	35.847	1'55.838	303,4	16:00'02.702

4° 19 A. BAUTISTA (1'55.862)							
Lap	Seg.1	Seg.2	Seg.3	Seg.4	Lap Time	km/h	Local Time
1		39.864	26.588	38.900	196,0	15:03'28.486	
2	20.468	38.241	25.499	37.745	2'01.953	283,5	15:05'30.439
3	20.277	37.963	25.362	37.346	2'00.948	289,5	15:07'31.387
4	20.689	37.427	25.035	37.149	2'00.300	298,3	15:09'31.687
5	20.420	37.674	25.084	50.477	2'13.655P	288,0	15:11'45.342
6	16'41.576	38.421	25.138	37.352	18'22.487P	161,0	15:30'07.829
7	20.239	37.437	24.824	36.707	1'59.207	296,7	15:32'07.036

8	20.002	36.942	24.452	36.378	1'57.774	289,5	15:34'04.810
9	19.713	36.555	24.427	36.380	1'57.075	299,2	15:36'01.885
10	19.619	36.741	24.503	36.239	1'57.102	299,2	15:37'58.987
11	19.587	36.366	24.260	36.291	1'56.504	298,3	15:39'55.491
12	20.507	40.856	24.743	49.096	2'15.202CP	313,0	15:42'10.693
13	9'35.584	40.315	25.048	40.777	11'21.724P	145,7	15:53'32.417
14	19.737	36.516	24.202	36.465	1'56.920	308,6	15:55'29.337
15	19.689	36.460	24.329	35.959	1'56.437	309,5	15:57'25.774
16	19.557	36.452	24.112	35.741	1'55.862	304,2	15:59'21.636

5° 45 S. REDDING (1'56.159)							
Lap	Seg.1	Seg.2	Seg.3	Seg.4	Lap Time	km/h	Local Time
1		41.689	26.329	39.104	195,3	15:03'04.516	
2	21.289	39.120	25.283	37.449	2'03.141	279,8	15:05'07.657
3	20.231	37.848	24.579	36.543	1'59.201	303,4	15:07'06.858
4	20.418	37.523	24.478	36.592	1'59.011	294,3	15:09'05.869
5	20.112	37.114	24.441	36.425	1'58.092	304,2	15:11'03.961
6	20.383	36.921	24.278	36.631	1'58.213	285,0	15:13'02.174
7	20.609	39.315	24.744	37.011	2'01.679CP	299,2	15:15'03.853
8	21.208	41.202	29.738	53.273	2'25.421CP	267,3	15:17'29.274
9	9'09.745	39.579	25.178	37.600	10'52.102P	186,9	15:28'21.376
10	20.524	37.685	24.682	36.958	1'59.849	298,3	15:30'21.225
11	20.032	37.141	24.454	36.744	1'58.371	305,1	15:32'19.596
12	19.914	37.184	24.360	36.443	1'57.901	304,2	15:34'17.497
13	19.823	36.763	24.422	36.489	1'57.497	305,1	15:36'14.994
14	20.501	38.850	25.321	48.967	2'13.639P	302,5	15:38'28.633
15	2'52.905	40.572	25.747	37.205	4'36.429P	175,9	15:43'05.062
16	19.737	36.994	24.420	37.710	1'58.861	307,7	15:45'03.923
17	19.740	37.050	24.292	36.725	1'57.807	306,8	15:47'01.730
18	20.946	40.248	27.701	54.109	2'23.004P	300,8	15:49'24.734
19	5'02.419	38.670	24.668	36.425	6'42.182P	209,7	15:56'06.916
20	19.855	36.641	23.983	35.823	1'56.302	305,9	15:58'03.218
21	19.515	36.420	24.023	36.201	1'56.159	306,8	15:59'59.377

6° 31 G. GERLOFF (1'56.321)							
Lap	Seg.1	Seg.2	Seg.3	Seg.4	Lap Time	km/h	Local Time
1		41.217	26.455	39.444	125,0	15:12'45.762	
2	20.884	38.627	25.411	38.029	2'02.951	286,5	15:14'48.713
3	20.962	41.587	26.968	51.326	2'20.843CP	289,5	15:17'09.556
4	8'41.856	38.538	25.971	37.612	10'23.977P	182,1	15:27'33.533
5	20.370	37.763	25.074	37.390	2'00.597	297,5	15:29'34.130
6	20.199	37.473	24.346	36.854	1'58.872	296,7	15:31'33.002
7	19.915	37.025	24.055	36.641	1'57.636	300,8	15:33'30.638
8	20.014	36.933	24.108	36.380	1'57.435	301,7	15:35'28.073
9	19.955	36.718	24.396	36.402	1'57.471	302,5	15:37'25.544
10	19.833	36.769	24.291	36.242	1'57.135	301,7	15:39'22.679
11	19.758	36.875	24.352	36.242	1'57.227	302,5	15:41'19.906
12	20.072	37.469	24.977	49.240	2'11.758P	296,7	15:43'31.664
13	6'40.574	37.023	24.552	36.181	8'18.330P	152,5	15:51'49.994
14	19.847	36.681	23.999	36.098	1'56.625	301,7	15:53'46.619
15	19.620	36.845	24.189	36.198	1'56.852	304,2	15:55'43.471
16	19.806	36.700	23.998	35.981	1'56.485	304,2	15:57'39.956
17	19.537	36.614	23.871	36.299	1'56.321	304,2	15:59'36.277

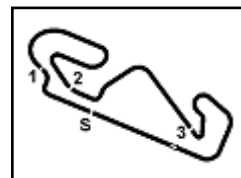
7° 66 T. SYKES (1'56.522)							
Lap	Seg.1	Seg.2	Seg.3	Seg.4	Lap Time	km/h	Local Time
1		41.171	27.050	41.586	157,7	15:09'49.004	
2	21.203	38.910	25.330	38.504	2'03.947	271,4	15:11'52.951
3	21.036	38.316	25.005	37.159	2'01.516	271,4	15:13'54.467
4	20.363	38.855	26.362	49.367	2'14.947CP	283,5	15:16'09.414
5	10'24.686	38.816	25.245	38.371	12'07.118P	205,7	15:28'16.532
6	20.477	37.508	24.360	36.449	1'58.794	291,9	15:30'15.326
7	20.161	36.871	24.338	36.686	1'58.056	288,8	15:32'13.382

18/09/2020 P = Pits In/Out - C = Lap Time Cancelled

These data/results cannot be reproduced, stored and/or transmitted in whole or in part by any manner of electronic, mechanical, photocopying, recording, broadcasting or otherwise now known or herein after developed without the previous express consent by the copyright owner, except for reproduction in daily press and regular printed publications on sale to the public within 60 days of the event related to those data/results and always provided that copyright symbol appears together as follows below.

© DORNA WSBK ORGANIZATION Srl 2020





Acerbis Catalunya Round, 18 - 20 September 2020

Chronological Analysis Free Practice 2nd Session

Circuit de Barcelona 4.627 m

2 / 4

8	20.056	36.698	24.119	36.040	1'56.913	295,1	15:34'10.295
9	19.911	36.540	24.071	36.023	1'56.545	294,3	15:36'06.840
10	19.868	37.547	25.066	38.864	2'01.345	297,5	15:38'08.185
11	19.925	36.520	24.082	36.024	1'56.551	297,5	15:40'04.736
12	19.794	36.457	24.068	36.203	1'56.522	295,1	15:42'01.258
13	21.033	41.292	25.974	50.789	2'19.088P	296,7	15:44'20.346

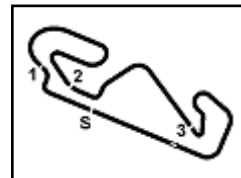
11°								76 L. BAZ (1'56.869)							
Lap	Seg.1	Seg.2	Seg.3	Seg.4	Lap Time	km/h	Local Time	Lap	Seg.1	Seg.2	Seg.3	Seg.4	Lap Time	km/h	Local Time
1								1		41.482	26.521	39.810		139,0	15:02'47.955
2	21.258							2	21.258	39.089	25.149	37.332	2'02.828	270,0	15:04'50.783
3		20.430						3	20.430	37.804	24.654	37.134	2'00.022	297,5	15:06'50.805
4			20.114					4	20.114	37.152	24.228	36.331	1'57.825	295,1	15:08'48.630
5				20.034				5	20.034	36.718	23.998	36.119	1'56.869	301,7	15:10'45.499
6					20.669			6	20.669	38.891	25.017	49.524	2'14.101CP	300,0	15:12'59.600
7						17'22.069		7	17'22.069	38.493	24.723	36.632	19'01.917P	162,2	15:32'01.517
8							20.182	8	20.182	36.996	24.463	36.158	1'57.799	300,8	15:33'59.316
9								9	19.913	43.197	24.818	36.568	2'04.496	302,5	15:36'03.812
10								10	21.203	39.908	24.449	36.366	2'01.926C	303,4	15:38'05.738
11								11	19.833	36.908	24.589	36.321	1'57.651	301,7	15:40'03.389
12							19.746	12	19.746	36.707	24.647	48.878	2'09.978P	301,7	15:42'13.367
13								13	11'57.348	37.452	24.419	36.319	13'35.538P	152,3	15:55'48.905

8°								97 S. CAVALIERI (1'56.680)							
Lap	Seg.1	Seg.2	Seg.3	Seg.4	Lap Time	km/h	Local Time	Lap	Seg.1	Seg.2	Seg.3	Seg.4	Lap Time	km/h	Local Time
1		42.313	26.844	38.938		169,5	15:03'09.737	1							
2	21.170		38.212	25.427	37.419	2'02.228	252,9	2	21.170		38.212	25.427	37.419	2'02.228	252,9
3	20.826		37.980	25.266	37.121	2'01.193	262,1	3	20.826		37.980	25.266	37.121	2'01.193	262,1
4	20.642		37.831	25.132	37.006	2'00.611	266,0	4	20.642		37.831	25.132	37.006	2'00.611	266,0
5	20.477		37.681	25.034	36.777	1'59.969	264,7	5	20.477		37.681	25.034	36.777	1'59.969	264,7
6	20.432		37.755	25.041	37.488	2'00.716	266,7	6	20.432		37.755	25.041	37.488	2'00.716	266,7
7	20.364		37.940	25.180	50.078	2'13.562CP	258,4	7	20.364		37.940	25.180	50.078	2'13.562CP	258,4
8	15'36.985		41.245	26.666	36.936	17'21.832P	175,9	8	15'36.985		41.245	26.666	36.936	17'21.832P	175,9
9	20.367		37.377	24.839	36.159	1'58.742	274,1	9	20.367		37.377	24.839	36.159	1'58.742	274,1
10	20.168		37.391	24.633	36.181	1'58.373	272,7	10	20.168		37.391	24.633	36.181	1'58.373	272,7
11	20.071		36.941	24.679	36.084	1'57.775	274,8	11	20.071		36.941	24.679	36.084	1'57.775	274,8
12	20.424		37.764	24.769	48.022	2'10.979P	277,6	12	20.424		37.764	24.769	48.022	2'10.979P	277,6
13	9'14.290		39.539	25.425	36.282	10'55.536P	182,7	13	9'14.290		39.539	25.425	36.282	10'55.536P	182,7
14	20.066		36.841	24.335	35.884	1'57.126	272,0	14	20.066		36.841	24.335	35.884	1'57.126	272,0
15	19.854		36.699	24.441	35.944	1'56.938	280,5	15	19.854		36.699	24.441	35.944	1'56.938	280,5
16	19.725		36.637	24.318	36.000	1'56.680	282,7	16	19.725		36.637	24.318	36.000	1'56.680	282,7
17	19.823		36.900	24.304	36.119	1'57.146	282,7	17	19.823		36.900	24.304	36.119	1'57.146	282,7

12°								7 C. DAVIES (1'57.018)							
Lap	Seg.1	Seg.2	Seg.3	Seg.4	Lap Time	km/h	Local Time	Lap	Seg.1	Seg.2	Seg.3	Seg.4	Lap Time	km/h	Local Time
1								1		44.921	27.848	40.053		170,1	15:11'02.888
2	22.238							2	22.238	40.845	26.618	39.079	2'08.780	243,8	15:13'11.668
3	21.521							3	21.521	41.638	25.983	51.871	2'21.013CP	252,9	15:15'32.681
4	10'21.451							4	10'21.451	40.703	26.206	38.317	12'06.677P	194,9	15:27'39.358
5	20.708							5	20.708	38.549	25.217	38.040	2'02.514	276,9	15:29'41.872
6	20.843							6	20.843	38.440	25.263	44.119	2'08.665	268,0	15:31'50.537
7	20.811							7	20.811	38.249	25.166	37.326	2'01.552	263,4	15:33'52.089
8	20.389							8	20.389	39.946	25.249	37.258	2'02.842	279,1	15:35'54.931
9	20.298							9	20.298	37.422	24.493	36.646	1'58.859	283,5	15:37'53.790
10	20.052							10	20.052	44.225	25.141	43.420	2'12.838	283,5	15:40'06.628
11	20.487							11	20.487	37.515	24.325	36.326	1'58.653	285,7	15:42'05.281
12	20.036							12	20.036	37.074	24.201	36.053	1'57.364	288,8	15:44'02.645
13	20.400							13	20.400	40.130	24.648	36.826	2'02.004	292,7	15:46'04.649
14	19.954							14	19.954	36.974	24.109	36.677	1'57.714	294,3	15:48'02.363
15	19.833							15	19.833	36.661	24.284	36.240	1'57.018	300,0	15:49'59.381
16	19.676							16	19.676	40.320	25.891	37.189	2'03.076	297,5	15:52'02.457
17	19.982							17	19.982	36.819	24.281	36.098	1'57.180	304,2	15:53'59.637
18	21.342							18	21.342	54.637	25.609	37.550	2'19.138C	301,7	15:56'18.775
19	20.189							19	20.189	37.514	24.668	36.763	1'59.134	288,8	15:58'17.909
20	19.615							20	19.615	37.007	24.594	36.382	1'57.598	300,8	16:00'15.507

9°								50 E. LAVERTY (1'56.735)							
Lap	Seg.1	Seg.2	Seg.3	Seg.4	Lap Time	km/h	Local Time	Lap	Seg.1	Seg.2	Seg.3	Seg.4	Lap Time	km/h	Local Time
1		41.510	26.747	39.899		115,8	15:07'51.129	1							
2	21.176		39.893	25.991	38.368	2'05.428	277,6	2	21.176		39.893	25.991	38.368	2'05.428	277,6
3	20.727		39.136	25.328	37.479	2'02.670	288,0	3	20.727		39.136	25.328	37.479	2'02.670	288,0
4	20.342		38.064	24.988	36.991	2'00.385	294,3	4	20.342		38.064	24.988	36.991	2'00.385	294,3
5	20.185		38.433	27.220	51.863	2'17.701CP	300,8	5	20.185		38.433	27.220	51.863	2'17.701CP	300,8
6	14'01.990		40.112	25.778	37.686	15'45.566P	138,8	6	14'01.990		40.112	25.778	37.686	15'45.566P	138,8
7	20.552		38.061	24.613	36.647	1'59.873	288,8	7	20.552		38.061	24.613	36.647	1'59.873	288,8
8	20.378		37.732	24.608	36.973	1'59.691	289,5	8	20.378		37.732	24.608	36.973	1'59.691	289,5
9	20.148		37.247	24.343	36.110	1'57.848	283,5	9	20.148		37.247	24.343	36.110	1'57.848	283,5
10	20.131		36.888	24.073	35.929	1'57.021	285,0	10	20.131		36.888	24.073	35.929	1'57.021	285,0
11	19.949		36.526	24.176	36.084	1'56.735	288,8	11	19.949		36.526	24.176	36.084	1'56.735	288,8
12	19.971		40.363	26.405	50.731	2'17.470P	300,8	12	19.971		40.363	26.405	50.731	2'17.470P	300,8
13	12'10.973		40.855	28.725	38.405	13'58.958P	126,6	13	12'10.973		40.855	28.725	38.405	13'58.958P	126,6
14	21.081		38.256	25.469	37.436	2'02.242	260,2	14	21.081		38.256	25.469	37.436	2'02.242	260,2

13°								91 L. HASLAM (1'57.062)							
Lap	Seg.1	Seg.2	Seg.3	Seg.4	Lap Time	km/h	Local Time	Lap	Seg.1	Seg.2	Seg.3	Seg.4	Lap Time	km/h	Local Time
1								1		41.985	27.383	39.638		207,3	15:02'17.687
2	21.547							2	21.547	38.540	25.179	37.508	2'02.774	242,7	15:04'20.461
3	20.658							3	20.658	37.443	25.524	37.289	2'00.914	276,2	15:06'21.375
4	20.336							4	20.336	36.880	24.640	36.584	1'58.440	288,8	15:08'19.815
5	20.078							5	20.078	36.992	24.301	36.720	1'58.091	297,5	15:10'17.906
6	20.201							6	20.201	36.961	24.659	50.255	2'12		



Acerbis Catalunya Round, 18 - 20 September 2020

Chronological Analysis Free Practice 2nd Session

Circuit de Barcelona 4.627 m

3 / 4

14° 22 A. LOWES (1'57.087)							
Lap	Seg.1	Seg.2	Seg.3	Seg.4	Lap Time	km/h	Local Time
1		39.535	25.954	39.613		158,4	15:09'24.568
2	21.731	38.416	25.818	37.959	2'03.924	247,1	15:11'28.492
3	20.964	38.187	25.139	37.759	2'02.049	278,4	15:13'30.541
4	20.612	37.537	25.106	51.862	2'15.117CP	291,9	15:15'45.658
5	12'19.640	41.893	24.855	37.139	14'03.527P	184,6	15:29'49.185
6	20.544	37.190	24.876	37.083	1'59.693	285,7	15:31'48.878
7	20.164	37.299	24.949	36.895	1'59.307	298,3	15:33'48.185
8	20.053	37.028	25.051	37.024	1'59.156	298,3	15:35'47.341
9	20.220	37.087	24.588	36.438	1'58.333	302,5	15:37'45.674
10	21.452	44.039	26.434	50.816	2'22.741CP	305,1	15:40'08.415
11	1'14.657	38.628	24.964	48.561	3'06.810P	189,5	15:43'15.225
12	10'27.697	37.813	24.417	36.180	12'06.107P	177,3	15:55'21.332
13	20.009	36.606	24.260	36.212	1'57.087	299,2	15:57'18.419
14	21.341	38.459	24.502	49.137	2'13.439CP	305,1	15:59'31.858

15° 94 J. FOLGER (1'57.555)							
Lap	Seg.1	Seg.2	Seg.3	Seg.4	Lap Time	km/h	Local Time
1		42.968	27.347	37.714		162,2	15:03'05.377
2	21.061	38.796	25.479	37.165	2'02.501	257,1	15:05'07.876
3	20.603	37.669	25.381	36.489	2'00.142	278,4	15:07'08.019
4	20.639	37.722	25.268	36.874	2'00.503	281,3	15:09'08.522
5	20.285	37.276	24.915	36.244	1'58.720	296,7	15:11'07.242
6	27.393	44.613	25.609	50.239	2'27.854CP	298,3	15:13'35.096
7	16'32.565	41.688	26.151	37.599	18'18.003CP	157,0	15:31'53.099
8	20.442	37.534	24.981	36.748	1'59.705	292,7	15:33'52.804
9	20.386	37.758	25.260	36.572	1'59.976	274,8	15:35'52.780
10	20.312	37.159	24.660	36.045	1'58.176	294,3	15:37'50.956
11	19.993	36.788	24.662	36.209	1'57.652	297,5	15:39'48.608
12	21.728	40.674	27.655	50.511	2'20.568CP	293,5	15:42'09.176
13	12'04.179	38.015	25.087	36.618	13'43.899P	120,4	15:55'53.075
14	20.284	37.318	25.065	36.366	1'59.033	294,3	15:57'52.108
15	20.189	36.777	24.653	35.936	1'57.555	292,7	15:59'49.663

16° 12 X. FORES (1'57.569)							
Lap	Seg.1	Seg.2	Seg.3	Seg.4	Lap Time	km/h	Local Time
1		42.589	30.208	39.648		164,6	15:04'54.793
2	21.285	38.703	25.515	37.523	2'03.026	262,1	15:06'57.819
3	20.604	37.962	24.946	37.074	2'00.586	276,2	15:08'58.405
4	20.359	37.574	25.044	37.055	2'00.032	288,8	15:10'58.437
5	20.260	37.459	24.597	36.824	1'59.140	289,5	15:12'57.577
6	20.198	37.207	24.671	36.873	1'58.949C	291,9	15:14'56.526
7	23.807	45.835	29.686	55.259	2'34.587CP	220,0	15:17'31.113
8	9'18.596	39.309	25.413	37.509	11'00.827P	203,4	15:28'31.940
9	20.225	37.758	24.675	36.816	1'59.474	289,5	15:30'31.414
10	21.420	39.287	24.873	36.794	2'02.374	300,0	15:32'33.788
11	20.475	37.321	24.486	36.533	1'58.815	291,1	15:34'32.603
12	21.803	41.089	25.253	50.491	2'18.636P	300,0	15:36'51.239
13	4'57.966	38.654	28.251	37.331	6'42.202P	152,5	15:43'33.441
14	20.433	37.477	24.426	36.708	1'59.044	287,2	15:45'32.485
15	20.188	37.166	24.804	36.427	1'58.585	282,0	15:47'31.070
16	20.158	37.194	24.468	36.534	1'58.354	288,8	15:49'29.424
17	20.005	37.243	24.239	36.612	1'58.099	300,0	15:51'27.523
18	19.934	39.709	24.926	50.455	2'15.024P	300,0	15:53'42.547
19	2'44.911	37.879	24.875	37.775	4'25.440P	202,6	15:58'07.987
20	19.952	36.885	24.321	36.411	1'57.569	294,3	16:00'05.556

17° 64 F. CARICASULO (1'57.871)							
Lap	Seg.1	Seg.2	Seg.3	Seg.4	Lap Time	km/h	Local Time
1		43.955	28.829	40.526		125,6	15:02'37.769
2	22.415	40.890	26.640	38.777	2'08.722	234,3	15:04'46.491
3	21.476	38.991	25.696	37.981	2'04.144	247,7	15:06'50.635

4	21.113	38.356	25.290	37.043	2'01.802	246,0	15:08'52.437
5	20.613	37.837	24.859	36.847	2'00.156	272,7	15:10'52.593
6	20.492	37.776	24.771	37.371	2'00.410	282,0	15:12'53.003
7	20.525	37.911	24.646	36.742	1'59.824C	278,4	15:14'52.827
8	23.503	48.930	30.085	54.937	2'37.455CP	228,3	15:17'30.282
9	8'21.844	40.253	25.543	37.228	10'04.868P	149,2	15:27'35.150
10	20.773	38.734	25.254	37.126	2'01.887	259,0	15:29'37.037
11	20.384	37.872	25.082	36.843	2'00.181	289,5	15:31'37.218
12	20.254	37.601	24.979	37.028	1'59.862	289,5	15:33'37.080
13	20.137	37.613	24.655	36.597	1'59.002	288,8	15:35'36.082
14	20.264	37.493	24.678	36.526	1'58.961	284,2	15:37'35.043
15	20.074	37.302	24.668	36.376	1'58.420	288,8	15:39'33.463
16	20.213	37.312	24.598	36.509	1'58.632	291,9	15:41'32.095
17	19.931	36.966	25.115	36.542	1'58.554	294,3	15:43'30.649
18	19.970	37.398	24.559	36.561	1'58.488	296,7	15:45'29.137
19	20.141	37.106	24.489	36.461	1'58.197	291,9	15:47'27.334
20	20.046	37.231	24.391	36.636	1'58.304	293,5	15:49'25.638
21	19.979	37.135	24.386	36.409	1'57.909	293,5	15:51'23.547
22	19.960	37.073	24.428	36.497	1'57.958	295,9	15:53'21.505
23	19.823	37.167	24.499	36.382	1'57.871	294,3	15:55'19.376
24	20.004	37.479	24.557	36.048	2'26.088P	297,5	15:57'45.464

18° 20 S. BARRIER (1'58.283)							
Lap	Seg.1	Seg.2	Seg.3	Seg.4	Lap Time	km/h	Local Time
1		44.046	28.603	42.641		214,3	15:04'12.210
2	22.506	41.554	27.565	40.458	2'12.083	254,7	15:06'24.293
3	21.910	39.982	26.159	38.598	2'06.649	259,6	15:08'30.942
4	20.738	38.928	25.321	38.059	2'03.046	285,7	15:10'33.988
5	20.675	38.008	24.841	37.512	2'01.036	284,2	15:12'35.024
6	20.772	38.034	26.303	50.992	2'16.101P	279,1	15:14'51.125
7	10'57.652	41.062	26.043	38.964	12'43.721P	198,2	15:27'34.846
8	20.860	38.694	25.529	38.530	2'03.613	268,0	15:29'38.459
9	20.727	38.342	24.980	37.125	2'01.174	270,7	15:31'39.633
10	20.450	37.873	24.960	37.093	2'00.376	280,5	15:33'40.009
11	20.467	37.736	24.761	37.132	2'00.096	274,1	15:35'40.105
12	20.164	37.255	24.649	36.812	1'58.880	280,5	15:37'38.985
13	20.335	37.609	24.744	36.683	1'59.371	279,1	15:39'38.356
14	20.390	37.612	24.685	37.253	1'59.940	282,7	15:41'38.296
15	20.258	37.504	24.679	36.784	1'59.225	284,2	15:43'37.521
16	20.226	37.298	24.584	36.804	1'58.912	288,0	15:45'36.433
17	20.254	37.262	24.501	36.602	1'58.619	283,5	15:47'35.052
18	20.047	37.368	24.613	36.481	1'58.509	294,3	15:49'33.561
19	20.031	37.395	24.454	37.255	1'59.135	296,7	15:51'32.696
20	19.826	37.368	24.363	36.726	1'58.283	295,1	15:53'30.979
21	19.888	37.212	24.456	36.751	1'58.307	302,5	15:55'29.286
22	20.010	37.327	24.681	36.833	1'58.851	287,2	15:57'28.137
23	19.933	37.337	29.642	47.849	2'14.761	302,5	15:59'42.898

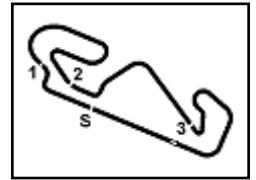
19° 13 T. TAKAHASHI (1'58.659)							
Lap	Seg.1	Seg.2	Seg.3	Seg.4	Lap Time	km/h	Local Time
1		41.814	27.169	38.852		165,9	15:03'12.573
2	21.196	38.484	25.662	37.561	2'02.903	264,1	15:05'15.476
3	20.715	38.083	24.959	37.249	2'01.006	275,5	15:07'16.482
4	20.724	37.844	25.357	37.062	2'00.987	275,5	15:09'17.469
5	20.429	37.254	25.656	36.889	2'00.228	285,0	15:11'17.697
6	20.588	39.933	25.760	38.473	42'22.814	124,3	15:53'40.511
7	20.778	37.952	24.925	42.329	2'05.984	285,0	15:55'46.495
8	20.619	39.605	24.756	36.742	2'01.722	274,8	15:57'48.217
9	20.408	37.220	24.517	36.514	1'58.659	282,7	15:59'46.876

20° 53 V. DEBISE (1'59.956)							
Lap	Seg.1	Seg.2	Seg.3	Seg.4	Lap Time	km/h	Local Time
1		46.621	28.488	42.030		192,2	15:02'47.606

18/09/2020 P = Pits In/Out - C = Lap Time Cancelled

These data/results cannot be reproduced, stored and/or transmitted in whole or in part by any manner of electronic, mechanical, photocopying, recording, broadcasting or otherwise now known or herein after developed without the previous express consent by the copyright owner, except for reproduction in daily press and regular printed publications on sale to the public within 60 days of the event related to those data/results and always provided that copyright symbol appears together as follows below.

© DORNA WSBK ORGANIZATION Srl 2020



Acerbis Catalunya Round, 18 - 20 September 2020 Chronological Analysis Free Practice 2nd Session

2	22.481	41.652	27.090	39.554	2'10.777	246,6	15:04'58.383
3	21.605	40.403	26.256	38.879	2'07.143	255,9	15:07'05.526
4	20.974	39.507	25.556	38.192	2'04.229	272,7	15:09'09.755
5	20.618	38.921	25.523	37.653	2'02.715	286,5	15:11'12.470
6	20.724	38.285	25.108	37.304	2'01.421	283,5	15:13'13.891
7	20.521	38.157	24.921	49.822	2'13.421CP	284,2	15:15'27.312
8	10'06.858	41.024	25.816	38.292	11'51.990P	207,3	15:27'19.302
9	20.932	39.189	25.404	37.755	2'03.280	271,4	15:29'22.582
10	20.548	38.339	25.179	37.361	2'01.427	292,7	15:31'24.009
11	20.683	38.296	25.025	37.106	2'01.110	278,4	15:33'25.119
12	20.347	38.146	24.959	44.483	2'07.935	287,2	15:35'33.054
13	20.352	38.091	24.930	37.000	2'00.373	288,0	15:37'33.427
14	20.365	37.685	24.676	37.230	1'59.956	288,8	15:39'33.383
15	20.552	37.962	24.689	36.762	1'59.965	291,1	15:41'33.348
16	20.214	37.579	24.468	49.179	2'11.440P	292,7	15:43'44.788
17	7'25.829	39.728	25.494	37.994	9'09.045P	200,0	15:52'53.833
18	20.525	38.063	24.935	37.268	2'00.791	288,0	15:54'54.624
19	20.255	37.882	24.817	37.326	2'00.280	291,1	15:56'54.904
20	20.226	37.822	24.792	37.271	2'00.111	297,5	15:58'55.015
21	20.339	37.763	24.784	37.184	2'00.070	294,3	16:00'55.085

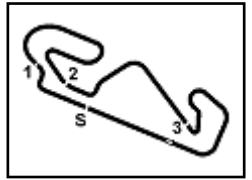
21°		77 M. SCHEIB (2'00.795)					
Lap	Seg.1	Seg.2	Seg.3	Seg.4	Lap Time	km/h	Local Time
1		44.608	27.585	41.673		185,6	15:03'00.048
2	21.223	41.635	27.211	39.518	2'09.587	280,5	15:05'09.635
3	21.082	39.908	25.815	38.703	2'05.508	295,1	15:07'15.143
4	20.847	38.789	25.721	37.742	2'03.099	285,0	15:09'18.242
5	20.599	37.971	25.187	37.380	2'01.137	289,5	15:11'19.379
6	20.245	38.060	25.195	37.295	2'00.795	300,8	15:13'20.174

18/09/2020 P = Pits In/Out - C = Lap Time Cancelled

These data/results cannot be reproduced, stored and/or transmitted in whole or in part by any manner of electronic, mechanical, photocopying, recording, broadcasting or otherwise now known or herein after developed without the previous express consent by the copyright owner, except for reproduction in daily press and regular printed publications on sale to the public within 60 days of the event related to those data/results and always provided that copyright symbol appears together as follows below.

© DORNA WSBK ORGANIZATION Srl 2020





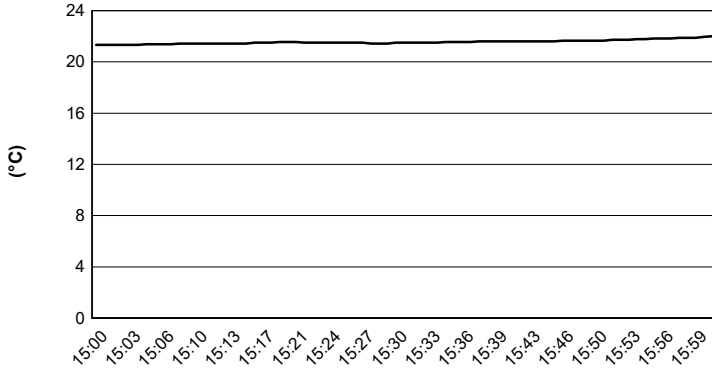
Circuit de Barcelona 4.627 m

Acerbis Catalunya Round, 18 - 20 September 2020

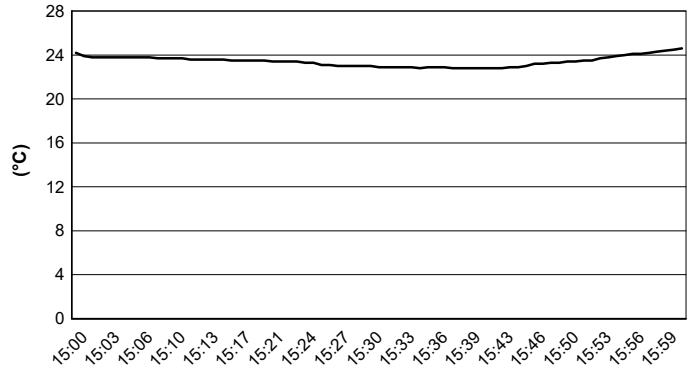
Weather Report Free Practice 2nd Session

Session started 15:00 - Session ended 16:01

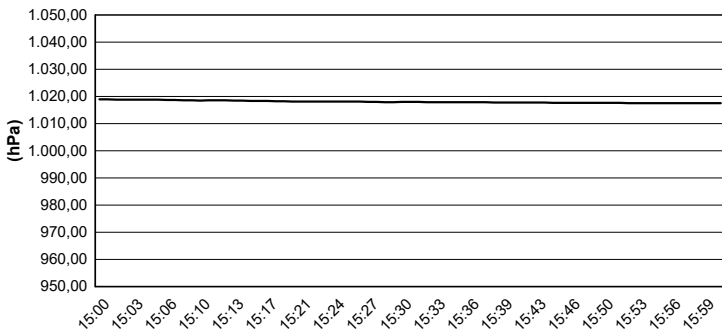
Air Temperature



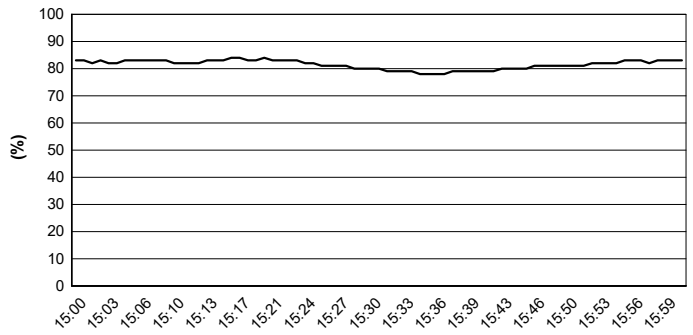
Track Temperature



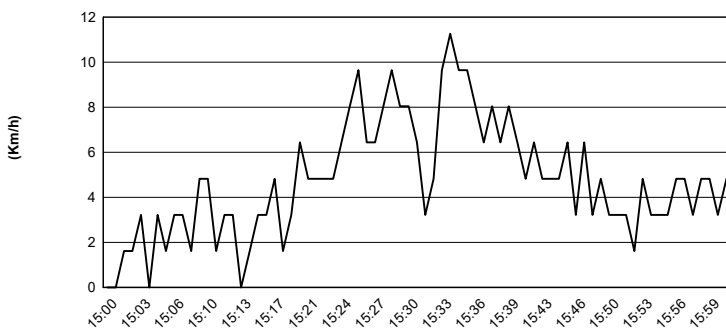
Air Pressure



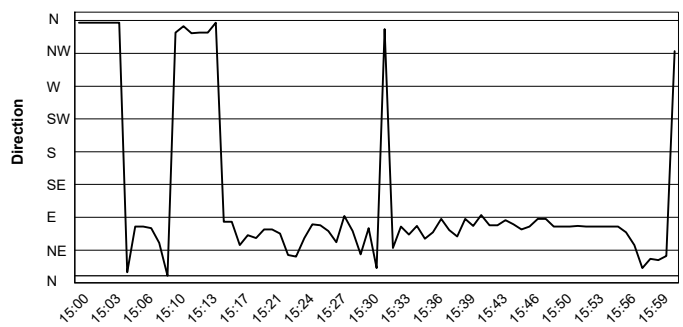
Humidity



Wind Speed



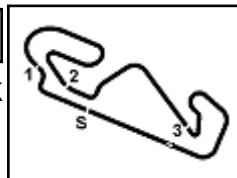
Wind Direction



18/09/2020

These data/results cannot be reproduced, stored and/or transmitted in whole or in part by any manner of electronic, mechanical, photocopying, recording, broadcasting or otherwise now known or herein after developed without the previous express consent by the copyright owner, except for reproduction in daily press and regular printed publications on sale to the public within 60 days of the event related to those data/results and always provided that copyright symbol appears together as follows below.

© DORNA WSBK ORGANIZATION Srl 2020



Acerbis Catalunya Round, 18 - 20 September 2020

Best Laps & Speeds

Circuit de Barcelona 4.627 m

No.	Rider Bike	Nat	Best Lap		FP1		FP2							
			LL	SPD	LL	SPD	LL	SPD						
1	54 T. RAZGATLIOGLU Yamaha YZF R1	TUR	1'42.140 32	314,8	1'42.140 15	314,8	1'56.780 17	303,3						
2	60 M. VAN DER MARK Yamaha YZF R1	NED	1'42.309 33	316,7	1'42.309 19	316,7	1'55.827 14	305,0						
3	31 G. GERLOFF Yamaha YZF R1	USA	1'42.478 31	313,9	1'42.478 15	313,9	1'56.321 16	304,2						
4	19 A. BAUTISTA Honda CBR1000RR-R	ESP	1'42.513 34	325,3	1'42.513 19	325,3	1'55.862 15	313,0						
5	1 J. REA Kawasaki ZX-10RR	GBR	1'42.614 24	315,7	1'42.614 14	315,7	1'55.669 10	308,5						
6	21 M. RINALDI Ducati Panigale V4 R	ITA	1'42.635 34	317,6	1'42.635 16	317,6	1'55.838 18	308,5						
7	22 A. LOWES Kawasaki ZX-10RR	GBR	1'42.688 32	315,7	1'42.688 19	315,7	1'57.087 13	305,0						
8	66 T. SYKES BMW S1000 RR	GBR	1'42.799 27	313,0	1'42.799 15	313,0	1'56.522 12	297,5						
9	45 S. REDDING Ducati Panigale V4 R	GBR	1'42.832 39	318,5	1'42.832 19	318,5	1'56.159 20	307,6						
10	76 L. BAZ Yamaha YZF R1	FRA	1'42.839 28	312,1	1'42.839 16	312,1	1'56.869 12	303,3						
11	7 C. DAVIES Ducati Panigale V4 R	GBR	1'42.873 40	320,4	1'42.873 21	320,4	1'57.018 19	304,2						
12	50 E. LAVERTY BMW S1000 RR	IRL	1'43.027 27	318,5	1'43.027 14	318,5	1'56.735 13	300,8						
13	12 X. FORES Kawasaki ZX-10RR	ESP	1'43.257 37	310,3	1'43.257 18	310,3	1'57.569 19	300,0						
14	64 F. CARICASULO Yamaha YZF R1	ITA	1'43.597 40	313,9	1'43.597 17	313,9	1'57.871 23	297,5						
15	94 J. FOLGER Yamaha YZF R1	GER	1'43.664 29	311,2	1'43.664 15	311,2	1'57.555 14	298,3						
16	77 M. SCHEIB Kawasaki ZX-10RR	CHI	1'43.946 22	309,4	1'43.946 17	309,4	2'00.795 5	300,8						
17	13 T. TAKAHASHI Honda CBR1000RR-R	JPN	1'44.222 30	307,6	1'44.222 22	307,6	1'58.659 8	288,0						
18	91 L. HASLAM Honda CBR1000RR-R	GBR	1'44.315 29	314,8	1'44.315 12	314,8	1'57.062 17	308,5						
19	20 S. BARRIER Ducati Panigale V4 R	FRA	1'44.838 39	313,0	1'44.838 17	313,0	1'58.283 22	302,5						
20	97 S. CAVALIERI Ducati Panigale V4 R	ITA	1'44.972 36	311,2	1'44.972 20	311,2	1'56.680 16	282,7						
21	36 L. MERCADO Ducati Panigale V4 R	ARG	1'45.551 1	314,8	1'45.551 1	314,8								
22	53 V. DEBISE Kawasaki ZX-10RR	FRA	1'45.661 40	310,3	1'45.661 20	310,3	1'59.956 20	297,5						

18/09/2020

These data/results cannot be reproduced, stored and/or transmitted in whole or in part by any manner of electronic, mechanical, photocopying, recording, broadcasting or otherwise now known or herein after developed without the previous express consent by the copyright owner, except for reproduction in daily press and regular printed publications on sale to the public within 60 days of the event related to those data/results and always provided that copyright symbol appears together as follows below.

© DORNA WSBK ORGANIZATION Srl 2020

PIRELLI PERUGIA TIMING



Official Tyre Supplier



Official Timekeeper