

Acerbis Catalunya Round, 18 - 20 September 2020

Results Free Practice 3rd Session

Circuit de Barcelona 4.627 m

1 / 2

No.	Rider	Nat	Team	Bike	Class	Time	Gap	Rel.	Laps	Speed	
										Avg	Max
1	1 J. REA	GBR	Kawasaki Racing Team WorldSBK	Kawasaki ZX-10RR		1'55.975			6	143,628	306,8
2	60 M. VAN DER MARK	NED	PATA YAMAHA WorldSBK Official Team	Yamaha YZF R1		1'56.431	0.456	0.456	4	143,065	299,2
3	76 L. BAZ	FRA	Ten Kate Racing Yamaha	Yamaha YZF R1	IND	1'56.585	0.610	0.154	5	142,876	304,2
4	7 C. DAVIES	GBR	ARUBA.IT Racing - Ducati	Ducati Panigale V4 R		1'56.672	0.697	0.087	8	142,769	298,3
5	31 G. GERLOFF	USA	GRT Yamaha WorldSBK Junior Team	Yamaha YZF R1	IND	1'56.738	0.763	0.066	7	142,689	307,7
6	45 S. REDDING	GBR	ARUBA.IT Racing - Ducati	Ducati Panigale V4 R		1'56.929	0.954	0.191	7	142,456	310,3
7	22 A. LOWES	GBR	Kawasaki Racing Team WorldSBK	Kawasaki ZX-10RR		1'57.100	1.125	0.171	9	142,248	306,8
8	19 A. BAUTISTA	ESP	Team HRC	Honda CBR1000RR-R		1'57.141	1.166	0.041	5	142,198	304,2
9	91 L. HASLAM	GBR	Team HRC	Honda CBR1000RR-R		1'57.190	1.215	0.049	6	142,138	292,7
10	66 T. SYKES	GBR	BMW Motorrad WorldSBK Team	BMW S1000 RR		1'57.462	1.487	0.272	4	141,809	300,0
11	13 T. TAKAHASHI	JPN	MIE Racing HONDA Team	Honda CBR1000RR-R	IND	1'57.980	2.005	0.518	9	141,187	296,7
12	50 E. LAVERTY	IRL	BMW Motorrad WorldSBK Team	BMW S1000 RR		1'58.019	2.044	0.039	5	141,140	304,2
13	94 J. FOLGER	GER	Bonovo Action by MGM Racing	Yamaha YZF R1	IND	1'58.260	2.285	0.241	7	140,852	296,7
14	20 S. BARRIER	FRA	Brixx Performance	Ducati Panigale V4 R	IND	1'58.362	2.387	0.102	9	140,731	296,7
15	97 S. CAVALIERI	ITA	Barni Racing Team	Ducati Panigale V4 R	IND	1'58.390	2.415	0.028	7	140,698	285,0
16	53 V. DEBISE	FRA	OUTDO Kawasaki TPR	Kawasaki ZX-10RR	IND	1'58.688	2.713	0.298	9	140,344	299,2
17	64 F. CARICASULO	ITA	GRT Yamaha WorldSBK Junior Team	Yamaha YZF R1	IND	1'58.844	2.869	0.156	4	140,160	301,7
18	87 L. ZANETTI	ITA	Motocorsa Racing	Ducati Panigale V4 R	IND	1'58.894	2.919	0.050	9	140,101	300,8
19	54 T. RAZGATLIOGLU	TUR	PATA YAMAHA WorldSBK Official Team	Yamaha YZF R1		1'59.521	3.546	0.627	7	139,366	296,7
----- Out 107% in this Session -----											
20	12 X. FORES	ESP	Kawasaki Puccetti Racing	Kawasaki ZX-10RR	IND				0		
21	21 M. RINALDI	ITA	Team GOELEVELN	Ducati Panigale V4 R	IND				0		

Qualifying Lap Time (107% of 1'55.975): 2'04.094

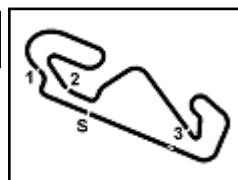
N.36 (Mercado L.) has been declared unfit after FP2 and has been substituted by N.87 (Zanetti L.)
N.77 (Scheib M.) has been declared unfit after FP2

AIR	Humidity:	89%	Temp:	20°C
TRACK	Condition:	Wet	Temp:	21°C

Start 09:00 End 09:22 The results are provisional until the end of the time limit for protests and appeals and the completion of the technical checks.

These data/results cannot be reproduced, stored and/or transmitted in whole or in part by any manner of electronic, mechanical, photocopying, recording, broadcasting or otherwise now known or herein after developed without the previous express consent by the copyright owner, except for reproduction in daily press and regular printed publications on sale to the public within 60 days of the event related to those data/results and always provided that copyright symbol appears together as follows below.

© DORNA WSBK ORGANIZATION Srl 2020



Acerbis Catalunya Round, 18 - 20 September 2020

Results Free Practice 3rd Session

Circuit de Barcelona 4.627 m

2 / 2

Session Highlights

Local Time	No. Rider	Description
08.55.45		WET PRACTICE - LIGHTS ON
09.00.00		Start
09.08.31		WorldSBK Pit Intervention Time: 1min 6secs
09.09.31	94 J. FOLGER	Current Lap Cancelled - Exceeded Track Limits - Turn 2
09.14.27	19 A. BAUTISTA	Crashed - Turn 4
09.16.17	54 T. RAZGATLIOGLU	Current Lap Cancelled - Exceeded Track Limits - Turn 2
09.16.45	91 L. HASLAM	Current Lap Cancelled - Exceeded Track Limits - Turn 2
09.17.50	97 S. CAVALIERI	On the Gravel - Re-Joined - Turn 7
09.19.44	87 L. ZANETTI	On the Gravel - Re-Joined - Turn 4
09.22.02		End Of Session

Fastest Laps Sequence

No.	Rider	Nat	Team	Bike	Local Time	Time	Gap	Avg
1	J. REA	GBR	Kawasaki Racing Team WorldSBK	Kawasaki ZX-10RR	09:04'22.186	1'57.547		141,707
1	J. REA	GBR	Kawasaki Racing Team WorldSBK	Kawasaki ZX-10RR	09:06'19.016	1'56.830	-0.717	142,576
1	J. REA	GBR	Kawasaki Racing Team WorldSBK	Kawasaki ZX-10RR	09:08'14.991	1'55.975	-0.855	143,628

19/09/2020 Start End The results are provisional until the end of the time limit for protests and appeals
 09:00 09:22 and the completion of the technical checks.

These data/results cannot be reproduced, stored and/or transmitted in whole or in part by any manner of electronic, mechanical, photocopying, recording, broadcasting or otherwise now known or herein after developed without the previous express consent by the copyright owner, except for reproduction in daily press and regular printed publications on sale to the public within 60 days of the event related to those data/results and always provided that copyright symbol appears together as follows below.

© DORNA WSBK ORGANIZATION Srl 2020



Acerbis Catalunya Round, 18 - 20 September 2020

Free Practices Combined Results

Circuit de Barcelona 4.627 m

No.	Rider	Nat	Team	Bike	Class	FP1	FP2	FP3	Time	Gap	Rel.	Avg	LL
1	54 T. RAZGATLIOGLU	TUR	PATA YAMAHA WorldSBK Official Team	Yamaha YZF R1		1'42.140	1'56.780	1'59.521	1'42.140			163,082	39
2	60 M. VAN DER MARK	NED	PATA YAMAHA WorldSBK Official Team	Yamaha YZF R1		1'42.309	1'55.827	1'56.431	1'42.309	0.169	0.169	162,813	37
3	31 G. GERLOFF	USA	GRT Yamaha WorldSBK Junior Team	Yamaha YZF R1	IND	1'42.478	1'56.321	1'56.738	1'42.478	0.338	0.169	162,544	38
4	19 A. BAUTISTA	ESP	Team HRC	Honda CBR1000RR-R		1'42.513	1'55.862	1'57.141	1'42.513	0.373	0.035	162,489	39
5	1 J. REA	GBR	Kawasaki Racing Team WorldSBK	Kawasaki ZX-10RR		1'42.614	1'55.669	1'55.975	1'42.614	0.474	0.101	162,329	30
6	21 M. RINALDI	ITA	Team GOELEVELN	Ducati Panigale V4 R	IND	1'42.635	1'55.838		1'42.635	0.495	0.021	162,296	34
7	22 A. LOWES	GBR	Kawasaki Racing Team WorldSBK	Kawasaki ZX-10RR		1'42.688	1'57.087	1'57.100	1'42.688	0.548	0.053	162,212	41
8	66 T. SYKES	GBR	BMW Motorrad WorldSBK Team	BMW S1000 RR		1'42.799	1'56.522	1'57.462	1'42.799	0.659	0.111	162,037	31
9	45 S. REDDING	GBR	ARUBA.IT Racing - Ducati	Ducati Panigale V4 R		1'42.832	1'56.159	1'56.929	1'42.832	0.692	0.033	161,985	46
10	76 L. BAZ	FRA	Ten Kate Racing Yamaha	Yamaha YZF R1	IND	1'42.839	1'56.869	1'56.585	1'42.839	0.699	0.007	161,974	33
11	7 C. DAVIES	GBR	ARUBA.IT Racing - Ducati	Ducati Panigale V4 R		1'42.873	1'57.018	1'56.672	1'42.873	0.733	0.034	161,920	48
12	50 E. LAVERTY	IRL	BMW Motorrad WorldSBK Team	BMW S1000 RR		1'43.027	1'56.735	1'58.019	1'43.027	0.887	0.154	161,678	32
13	12 X. FORES	ESP	Kawasaki Puccetti Racing	Kawasaki ZX-10RR	IND	1'43.257	1'57.569		1'43.257	1.117	0.230	161,318	37
14	64 F. CARICASULO	ITA	GRT Yamaha WorldSBK Junior Team	Yamaha YZF R1	IND	1'43.597	1'57.871	1'58.844	1'43.597	1.457	0.340	160,788	44
15	94 J. FOLGER	GER	Bonovo Action by MGM Racing	Yamaha YZF R1	IND	1'43.664	1'57.555	1'58.260	1'43.664	1.524	0.067	160,685	36
16	13 T. TAKAHASHI	JPN	MIE Racing HONDA Team	Honda CBR1000RR-R	IND	1'44.222	1'58.659	1'57.980	1'44.222	2.082	0.558	159,824	39
17	91 L. HASLAM	GBR	Team HRC	Honda CBR1000RR-R		1'44.315	1'57.062	1'57.190	1'44.315	2.175	0.093	159,682	35
18	20 S. BARRIER	FRA	Brixx Performance	Ducati Panigale V4 R	IND	1'44.838	1'58.283	1'58.362	1'44.838	2.698	0.523	158,885	48
19	97 S. CAVALIERI	ITA	Barni Racing Team	Ducati Panigale V4 R	IND	1'44.972	1'56.680	1'58.390	1'44.972	2.832	0.134	158,682	43
20	53 V. DEBISE	FRA	OUTDO Kawasaki TPR	Kawasaki ZX-10RR	IND	1'45.661	1'59.956	1'58.688	1'45.661	3.521	0.689	157,648	49
21	87 L. ZANETTI	ITA	Motocorsa Racing	Ducati Panigale V4 R	IND			1'58.894	1'58.894	16.754	13.233	140,101	9

19/09/2020

These data/results cannot be reproduced, stored and/or transmitted in whole or in part by any manner of electronic, mechanical, photocopying, recording, broadcasting or otherwise now known or herein after developed without the previous express consent by the copyright owner, except for reproduction in daily press and regular printed publications on sale to the public within 60 days of the event related to those data/results and always provided that copyright symbol appears together as follows below.

© DORNA WSBK ORGANIZATION Srl 2020

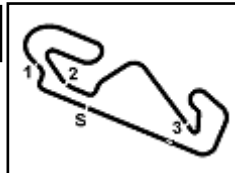
PIRELLI PERUGIA TIMING



Official Tyre Supplier



Official Timekeeper



Acerbis Catalunya Round, 18 - 20 September 2020

Best Sectors & Speed Free Practice 3rd Session

Circuit de Barcelona 4.627 m

BEST LAP

1	1 J. REA	Kawasaki ZX-10RR	1'55.975
2	60 M. VAN DER MARK	Yamaha YZF R1	1'56.431
3	76 L. BAZ	Yamaha YZF R1	1'56.585
4	7 C. DAVIES	Ducati Panigale V4 R	1'56.672
5	31 G. GERLOFF	Yamaha YZF R1	1'56.738
6	45 S. REDDING	Ducati Panigale V4 R	1'56.929
7	22 A. LOWES	Kawasaki ZX-10RR	1'57.100
8	19 A. BAUTISTA	Honda CBR1000RR-R	1'57.141
9	91 L. HASLAM	Honda CBR1000RR-R	1'57.190
10	66 T. SYKES	BMW S1000 RR	1'57.462
11	13 T. TAKAHASHI	Honda CBR1000RR-R	1'57.980
12	50 E. LAVERTY	BMW S1000 RR	1'58.019
13	94 J. FOLGER	Yamaha YZF R1	1'58.260
14	20 S. BARRIER	Ducati Panigale V4 R	1'58.362
15	97 S. CAVALIERI	Ducati Panigale V4 R	1'58.390
16	53 V. DEBISE	Kawasaki ZX-10RR	1'58.688
17	64 F. CARICASULO	Yamaha YZF R1	1'58.844
18	87 L. ZANETTI	Ducati Panigale V4 R	1'58.894
19	54 T. RAZGATLIOGLU	Yamaha YZF R1	1'59.521
20	12 X. FORES	Kawasaki ZX-10RR	
21	21 M. RINALDI	Ducati Panigale V4 R	

SPEED

1	45 S. REDDING	Ducati Panigale V4 R	310,3
2	31 G. GERLOFF	Yamaha YZF R1	307,7
3	22 A. LOWES	Kawasaki ZX-10RR	306,8
4	1 J. REA	Kawasaki ZX-10RR	306,8
5	19 A. BAUTISTA	Honda CBR1000RR-R	304,2
6	50 E. LAVERTY	BMW S1000 RR	304,2
7	76 L. BAZ	Yamaha YZF R1	304,2
8	64 F. CARICASULO	Yamaha YZF R1	301,7
9	87 L. ZANETTI	Ducati Panigale V4 R	300,8
10	66 T. SYKES	BMW S1000 RR	300,0
11	53 V. DEBISE	Kawasaki ZX-10RR	299,2
12	60 M. VAN DER MARK	Yamaha YZF R1	299,2
13	7 C. DAVIES	Ducati Panigale V4 R	298,3
14	54 T. RAZGATLIOGLU	Yamaha YZF R1	296,7
15	94 J. FOLGER	Yamaha YZF R1	296,7
16	20 S. BARRIER	Ducati Panigale V4 R	296,7
17	13 T. TAKAHASHI	Honda CBR1000RR-R	296,7
18	91 L. HASLAM	Honda CBR1000RR-R	292,7
19	97 S. CAVALIERI	Ducati Panigale V4 R	285,0

SEG. 1

1	76 L. BAZ	19.629
2	1 J. REA	19.685
3	7 C. DAVIES	19.696
4	45 S. REDDING	19.698
5	19 A. BAUTISTA	19.718
6	31 G. GERLOFF	19.730
7	20 S. BARRIER	19.887
8	22 A. LOWES	19.954
9	60 M. VAN DER MARK	19.980
10	97 S. CAVALIERI	19.981
11	50 E. LAVERTY	20.070
12	66 T. SYKES	20.080
13	87 L. ZANETTI	20.083
14	91 L. HASLAM	20.085
15	53 V. DEBISE	20.095
16	13 T. TAKAHASHI	20.117
17	94 J. FOLGER	20.136
18	64 F. CARICASULO	20.206
19	54 T. RAZGATLIOGLU	20.424

SEG. 2

1	60 M. VAN DER MARK	36.394
2	76 L. BAZ	36.526
3	1 J. REA	36.553
4	31 G. GERLOFF	36.622
5	91 L. HASLAM	36.632
6	45 S. REDDING	36.735
7	22 A. LOWES	36.740
8	19 A. BAUTISTA	36.768
9	7 C. DAVIES	36.794
10	66 T. SYKES	36.879
11	94 J. FOLGER	36.975
12	50 E. LAVERTY	37.017
13	13 T. TAKAHASHI	37.153
14	20 S. BARRIER	37.155
15	87 L. ZANETTI	37.360
16	64 F. CARICASULO	37.400
17	53 V. DEBISE	37.458
18	97 S. CAVALIERI	37.553
19	54 T. RAZGATLIOGLU	37.596

SEG. 3

1	1 J. REA	23.952
2	7 C. DAVIES	24.058
3	31 G. GERLOFF	24.075
4	66 T. SYKES	24.107
5	13 T. TAKAHASHI	24.196
6	45 S. REDDING	24.204
7	91 L. HASLAM	24.212
8	60 M. VAN DER MARK	24.261
9	76 L. BAZ	24.289
10	19 A. BAUTISTA	24.296
11	22 A. LOWES	24.308
12	97 S. CAVALIERI	24.433
13	50 E. LAVERTY	24.445
14	64 F. CARICASULO	24.456
15	53 V. DEBISE	24.516
16	94 J. FOLGER	24.532
17	87 L. ZANETTI	24.627
18	20 S. BARRIER	24.643
19	54 T. RAZGATLIOGLU	24.754

SEG. 4

1	1 J. REA	35.750
2	60 M. VAN DER MARK	35.796
3	76 L. BAZ	36.008
4	7 C. DAVIES	36.047
5	22 A. LOWES	36.052
6	91 L. HASLAM	36.083
7	31 G. GERLOFF	36.128
8	97 S. CAVALIERI	36.288
9	45 S. REDDING	36.292
10	50 E. LAVERTY	36.294
11	94 J. FOLGER	36.305
12	13 T. TAKAHASHI	36.322
13	19 A. BAUTISTA	36.359
14	66 T. SYKES	36.396
15	53 V. DEBISE	36.430
16	64 F. CARICASULO	36.599
17	87 L. ZANETTI	36.629
18	20 S. BARRIER	36.638
19	54 T. RAZGATLIOGLU	36.735

19/09/2020

These data/results cannot be reproduced, stored and/or transmitted in whole or in part by any manner of electronic, mechanical, photocopying, recording, broadcasting or otherwise now known or herein after developed without the previous express consent by the copyright owner, except for reproduction in daily press and regular printed publications on sale to the public within 60 days of the event related to those data/results and always provided that copyright symbol appears together as follows below.

© DORNA WSBK ORGANIZATION Srl 2020

FICR PERUGIA TIMING



Official Tyre Supplier



Official Timekeeper



Acerbis Catalunya Round, 18 - 20 September 2020

Ideal Times Free Practice 3rd Session

Circuit de Barcelona 4.627 m

No.	Rider	Nat	Bike	Seg. 1	Seg. 2	Seg. 3	Seg. 4	Ideal Time			
				Diff. 1	Diff. 2	Diff. 3	Diff. 4	Best Lap	Pos.	Diff.	
1	1 J. REA	GBR	Kawasaki ZX-10RR	19.685 +0.034	36.553	23.952	35.750 +0.001	1'55.940 1'55.975	1	0.035	
2	60 M. VAN DER MARK	NED	Yamaha YZF R1	19.980	36.394	24.261	35.796	1'56.431 1'56.431	2		
3	76 L. BAZ	FRA	Yamaha YZF R1	19.629	36.526 +0.133	24.289	36.008	1'56.452 1'56.585	3	0.133	
4	31 G. GERLOFF	USA	Yamaha YZF R1	19.730	36.622	24.075 +0.013	36.128 +0.170	1'56.555 1'56.738	5	0.183	
5	7 C. DAVIES	GBR	Ducati Panigale V4 R	19.696	36.794	24.058	36.047 +0.077	1'56.595 1'56.672	4	0.077	
6	45 S. REDDING	GBR	Ducati Panigale V4 R	19.698	36.735	24.204	36.292	1'56.929 1'56.929	6		
7	91 L. HASLAM	GBR	Honda CBR1000RR-R	20.085	36.632	24.212 +0.178	36.083	1'57.012 1'57.190	9	0.178	
8	22 A. LOWES	GBR	Kawasaki ZX-10RR	19.954 +0.046	36.740	24.308	36.052	1'57.054 1'57.100	7	0.046	
9	19 A. BAUTISTA	ESP	Honda CBR1000RR-R	19.718	36.768	24.296	36.359	1'57.141 1'57.141	8		
10	66 T. SYKES	GBR	BMW S1000 RR	20.080	36.879	24.107	36.396	1'57.462 1'57.462	10		
11	13 T. TAKAHASHI	JPN	Honda CBR1000RR-R	20.117	37.153	24.196 +0.192	36.322	1'57.788 1'57.980	11	0.192	
12	50 E. LAVERTY	IRL	BMW S1000 RR	20.070 +0.030	37.017 +0.163	24.445	36.294	1'57.826 1'58.019	12	0.193	
13	94 J. FOLGER	GER	Yamaha YZF R1	20.136	36.975 +0.138	24.532	36.305 +0.174	1'57.948 1'58.260	13	0.312	
14	97 S. CAVALIERI	ITA	Ducati Panigale V4 R	19.981 +0.124	37.553 +0.011	24.433	36.288	1'58.255 1'58.390	15	0.135	
15	20 S. BARRIER	FRA	Ducati Panigale V4 R	19.887	37.155	24.643 +0.039	36.638	1'58.323 1'58.362	14	0.039	
16	53 V. DEBISE	FRA	Kawasaki ZX-10RR	20.095 +0.189	37.458	24.516	36.430	1'58.499 1'58.688	16	0.189	
17	64 F. CARICASULO	ITA	Yamaha YZF R1	20.206 +0.183	37.400	24.456	36.599	1'58.661 1'58.844	17	0.183	
18	87 L. ZANETTI	ITA	Ducati Panigale V4 R	20.083 +0.195	37.360	24.627	36.629	1'58.699 1'58.894	18	0.195	
19	54 T. RAZGATLIOGLU	TUR	Yamaha YZF R1	20.424 +0.012	37.596	24.754	36.735	1'59.509 1'59.521	19	0.012	
	12 X. FORES	ESP	Kawasaki ZX-10RR	One or more sectors missing							
	21 M. RINALDI	ITA	Ducati Panigale V4 R	One or more sectors missing							
Overall Ideal Time				19.629	36.394	23.952	35.750	1'55.725			

19/09/2020

These data/results cannot be reproduced, stored and/or transmitted in whole or in part by any manner of electronic, mechanical, photocopying, recording, broadcasting or otherwise now known or herein after developed without the previous express consent by the copyright owner, except for reproduction in daily press and regular printed publications on sale to the public within 60 days of the event related to those data/results and always provided that copyright symbol appears together as follows below.

© DORNA WSBK ORGANIZATION Srl 2020

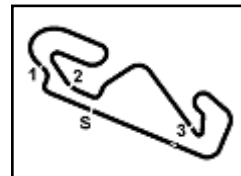
FICR PERUGIA TIMING



Official Tyre Supplier



Official Timekeeper



Acerbis Catalunya Round, 18 - 20 September 2020

Chronological Analysis Free Practice 3rd Session

Circuit de Barcelona 4.627 m

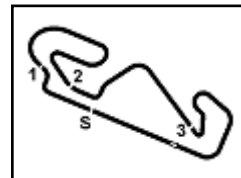
1 / 2

1° 1 J. REA (1'55.975)								7° 22 A. LOWES (1'57.100)							
Lap	Seg.1	Seg.2	Seg.3	Seg.4	Lap Time	km/h	Local Time	Lap	Seg.1	Seg.2	Seg.3	Seg.4	Lap Time	km/h	Local Time
1		39.115	25.359	37.350	207,3	9:02'24.639		1		41.805	25.895	39.315	170,6	9:02'38.043	
2	20.143	37.015	24.260	36.129	1'57.547	296,7	9:04'22.186	2	20.723	38.798	26.030	37.884	2'03.435	300,8	9:04'41.478
3	19.808	36.688	24.238	36.096	1'56.830	305,1	9:06'19.016	3	20.513	37.789	24.911	37.474	2'00.687	291,1	9:06'42.165
4	19.719	36.553	23.952	35.751	1'55.975	305,1	9:08'14.991	4	20.562	38.114	25.101	37.230	2'01.007	298,3	9:08'43.172
5	20.003	38.704	25.073	48.421	2'12.201P	305,9	9:10'27.192	5	20.496	37.579	24.785	36.781	1'59.641	292,7	9:10'42.813
6	6'09.097	38.103	24.794	36.422	7'48.416P	179,1	9:18'15.608	6	20.152	37.247	24.438	36.452	1'58.289	305,1	9:12'41.102
7	19.685	36.558	24.125	35.750	1'56.118	306,8	9:20'11.726	7	20.106	36.994	24.747	36.559	1'58.406	301,7	9:14'39.508
								8	20.232	37.516	24.502	36.294	1'58.544	303,4	9:16'38.052
								9	19.954	37.082	24.482	36.135	1'57.653	306,8	9:18'35.705
								10	20.000	36.740	24.308	36.052	1'57.100	304,2	9:20'32.805
2° 60 M. VAN DER MARK (1'56.431)								8° 19 A. BAUTISTA (1'57.141)							
Lap	Seg.1	Seg.2	Seg.3	Seg.4	Lap Time	km/h	Local Time	Lap	Seg.1	Seg.2	Seg.3	Seg.4	Lap Time	km/h	Local Time
1		36.979	24.710	36.347	185,6	9:12'35.054		1		38.947	25.659	37.907	192,9	9:03'26.374	
2	20.197	36.514	24.551	36.158	1'57.420	285,7	9:14'32.474	2	20.481	37.650	24.640	36.547	1'59.318	295,9	9:05'25.692
3	20.032	36.689	24.289	36.397	1'57.407	299,2	9:16'29.881	3	19.893	36.913	24.471	36.918	1'58.195	302,5	9:07'23.887
4	19.980	36.394	24.261	35.796	1'56.431	291,9	9:18'26.312	4	19.858	37.139	24.570	36.653	1'58.220	303,4	9:09'22.107
5	20.121	37.682	24.982	49.038	2'11.823P	294,3	9:20'38.135	5	19.718	36.768	24.296	36.359	1'57.141	304,2	9:11'19.248
								6	19.756	44.313	27.400	36.843	2'08.312	300,0	9:13'27.560
3° 76 L. BAZ (1'56.585)								9° 91 L. HASLAM (1'57.190)							
Lap	Seg.1	Seg.2	Seg.3	Seg.4	Lap Time	km/h	Local Time	Lap	Seg.1	Seg.2	Seg.3	Seg.4	Lap Time	km/h	Local Time
1		38.738	24.900	37.661	175,3	9:10'32.572		1		42.052	27.829	38.008	185,9	9:02'25.330	
2	20.279	36.983	24.639	36.467	1'58.368	296,7	9:12'30.940	2	20.665	37.041	24.701	36.785	1'59.192	272,0	9:04'24.522
3	20.138	37.204	24.656	36.628	1'58.626	298,3	9:14'29.566	3	20.398	37.138	24.543	36.526	1'58.605	290,3	9:06'23.127
4	20.098	36.912	24.440	36.120	1'57.570	299,2	9:16'27.136	4	20.173	36.848	24.415	36.280	1'57.716	288,8	9:08'20.843
5	20.056	36.526	24.679	36.763	1'58.024	299,2	9:18'25.160	5	20.088	36.674	24.212	51.385	2'12.359P	291,9	9:10'33.202
6	19.629	36.659	24.289	36.008	1'56.585	304,2	9:20'21.745	6	6'14.627	40.194	24.828	37.170	7'56.819CP	210,1	9:18'30.021
								7	20.085	36.632	24.390	36.083	1'57.190	292,7	9:20'27.211
4° 7 C. DAVIES (1'56.672)								10° 66 T. SYKES (1'57.462)							
Lap	Seg.1	Seg.2	Seg.3	Seg.4	Lap Time	km/h	Local Time	Lap	Seg.1	Seg.2	Seg.3	Seg.4	Lap Time	km/h	Local Time
1		41.155	26.367	49.852	195,7	9:02'46.006		1		40.079	26.108	38.269	167,2	9:11'53.267	
2	3'32.343	40.350	26.771	38.631	5'18.095P	198,9	9:08'04.101	2	20.551	37.539	24.370	36.835	1'59.295	291,9	9:13'52.562
3	20.810	38.141	24.993	37.145	2'01.089	279,1	9:10'05.190	3	20.080	36.879	24.107	36.396	1'57.462	300,0	9:15'50.024
4	20.214	37.386	24.408	36.374	1'58.382	280,5	9:12'03.572	4	20.100	36.904	24.890	51.675	2'13.569P	298,3	9:18'03.593
5	19.901	36.990	24.291	36.313	1'57.495	292,7	9:14'01.067	5	1'12.697	40.569	26.097	38.748	2'58.111P	198,5	9:21'01.704
6	19.844	37.308	24.229	36.286	1'57.667	290,3	9:15'58.734								
7	20.051	37.046	24.177	36.177	1'57.451	290,3	9:17'56.185								
8	19.830	36.833	24.081	36.047	1'56.791	295,1	9:19'52.976								
9	19.696	36.794	24.058	36.124	1'56.672	298,3	9:21'49.648								
5° 31 G. GERLOFF (1'56.738)								11° 13 T. TAKAHASHI (1'57.980)							
Lap	Seg.1	Seg.2	Seg.3	Seg.4	Lap Time	km/h	Local Time	Lap	Seg.1	Seg.2	Seg.3	Seg.4	Lap Time	km/h	Local Time
1		39.454	25.540	37.603	186,2	9:08'02.069		1		41.066	26.567	41.893	173,4	9:03'13.962	
2	20.384	37.570	24.569	36.829	1'59.352	292,7	9:10'01.421	2	21.545	39.071	25.541	37.547	2'03.704	268,0	9:05'17.666
3	19.897	37.341	24.338	36.902	1'58.478	304,2	9:11'59.899	3	20.569	38.051	25.569	37.485	2'01.674	288,0	9:07'19.340
4	19.908	36.859	24.256	36.595	1'57.618	303,4	9:13'57.517	4	20.703	38.022	24.987	37.202	2'00.914	282,7	9:09'20.254
5	19.937	36.762	24.322	36.323	1'57.344	304,2	9:15'54.861	5	21.091	38.695	25.074	37.057	2'01.917	274,8	9:11'22.171
6	19.774	36.703	24.364	36.182	1'57.023	302,5	9:17'51.884	6	20.411	37.700	25.003	36.911	2'00.025	292,7	9:13'22.196
7	19.774	36.862	24.075	36.128	1'56.839	305,9	9:19'48.723	7	20.438	37.478	24.604	36.579	1'59.099	289,5	9:15'21.295
8	19.730	36.622	24.088	36.298	1'56.738	307,7	9:21'45.461	8	20.317	37.704	24.918	36.566	1'59.505	293,5	9:17'20.800
								9	20.117	37.153	24.388	36.322	1'57.980	293,5	9:19'18.780
								10	20.144	37.382	24.196	36.747	1'58.469	296,7	9:21'17.249
6° 45 S. REDDING (1'56.929)								12° 50 E. LAVERTY (1'58.019)							
Lap	Seg.1	Seg.2	Seg.3	Seg.4	Lap Time	km/h	Local Time	Lap	Seg.1	Seg.2	Seg.3	Seg.4	Lap Time	km/h	Local Time
1		40.956	26.143	49.430	194,6	9:03'22.956		1		41.857	26.126	37.614	132,5	9:07'18.870	
2	4'22.200	38.626	25.231	37.331	6'03.388P	177,0	9:09'26.344	2	20.352	37.883	25.025	36.915	2'00.175	301,7	9:09'19.045
3	20.020	37.663	24.662	36.612	1'58.957	303,4	9:11'25.301	3	20.207	37.629	24.796	36.761	1'59.393	301,7	9:11'18.438
4	19.854	37.190	24.566	36.577	1'58.187	305,9	9:13'23.488	4	20.070	37.017	24.468	36.484	1'58.039	301,7	9:13'16.477
5	19.887	37.307	24.646	42.557	2'04.397	302,5	9:15'27.885	5	20.100	37.180	24.445	36.294	1'58.019	304,2	9:15'14.496
6	19.806	36.984	24.334	36.643	1'57.767	308,6	9:17'25.652	6	21.187	42.509	27.561	51.474	2'22.731P	282,0	9:17'37.227
7	21.364	38.063	24.596	36.743	2'00.766	310,3	9:19'26.418								
8	19.698	36.735	24.204	36.292	1'56.929	306,8	9:21'23.347								

19/09/2020 P = Pits In/Out - C = Lap Time Cancelled

These data/results cannot be reproduced, stored and/or transmitted in whole or in part by any manner of electronic, mechanical, photocopying, recording, broadcasting or otherwise now known or herein after developed without the previous express consent by the copyright owner, except for reproduction in daily press and regular printed publications on sale to the public within 60 days of the event related to those data/results and always provided that copyright symbol appears together as follows below.

© DORNA WSBK ORGANIZATION Srl 2020



Acerbis Catalunya Round, 18 - 20 September 2020

Chronological Analysis Free Practice 3rd Session

Circuit de Barcelona 4.627 m

2 / 2

13° 94 J. FOLGER (1'58.260)							
Lap	Seg.1	Seg.2	Seg.3	Seg.4	Lap Time	km/h	Local Time
1		42.525	26.422	38.880		179,1	9:03'04.878
2	20.938	38.296	25.132	44.150	2'08.516	268,7	9:05'13.394
3	20.300	37.476	24.937	36.708	1'59.421	291,9	9:07'12.815
4	20.477	37.595	24.965	36.547	1'59.584	283,5	9:09'12.399
5	21.612	40.791	25.402	52.447	2'20.252CP	296,7	9:11'32.651
6	3'09.260	47.575	27.459	36.811	5'01.105P	180,9	9:16'33.756
7	20.136	37.113	24.532	36.479	1'58.260	292,7	9:18'32.016
8	20.310	36.975	24.784	36.305	1'58.374	277,6	9:20'30.390

5	20.868	38.835	25.398	38.315	2'03.416	262,8	9:10'51.394
6	20.250	39.038	25.375	38.039	2'02.702	300,8	9:12'54.096
7	20.486	38.150	24.931	37.364	2'00.931	281,3	9:14'55.027
8	20.360	37.972	24.749	36.901	1'59.982	292,7	9:16'55.009
9	20.278	37.360	24.627	36.629	1'58.894	283,5	9:18'53.903
10	20.083	56.178	30.127	46.259	2'32.647	289,5	9:21'26.550

14° 20 S. BARRIER (1'58.362)							
Lap	Seg.1	Seg.2	Seg.3	Seg.4	Lap Time	km/h	Local Time
1		42.952	27.366	41.253		162,2	9:02'27.921
2	21.541	39.455	25.979	37.743	2'04.718	272,7	9:04'32.639
3	20.827	37.850	25.214	37.331	2'01.222	276,9	9:06'33.861
4	20.337	38.222	25.195	37.170	2'00.924	279,8	9:08'34.785
5	20.200	37.626	24.829	37.418	2'00.073	290,3	9:10'34.858
6	20.313	37.274	24.978	36.827	1'59.392	286,5	9:12'34.250
7	20.090	37.297	25.019	36.908	1'59.314	288,0	9:14'33.564
8	20.184	37.261	24.860	36.680	1'58.985	284,2	9:16'32.549
9	19.909	37.324	24.643	36.919	1'58.795	293,5	9:18'31.344
10	19.887	37.155	24.682	36.638	1'58.362	296,7	9:20'29.706

19° 54 T. RAZGATLIOGLU (1'59.521)							
Lap	Seg.1	Seg.2	Seg.3	Seg.4	Lap Time	km/h	Local Time
1		41.552	26.181	38.879		200,7	9:03'04.317
2	20.879	40.849	25.696	38.388	2'05.812	285,0	9:05'10.129
3	20.809	38.605	24.983	37.299	2'01.696	291,9	9:07'11.825
4	20.424	40.345	25.186	37.851	2'03.806	296,7	9:09'15.631
5	20.480	37.781	24.783	37.195	2'00.239	294,3	9:11'15.870
6	20.989	40.400	24.811	51.435	2'17.635P	295,1	9:13'33.505
7	2'46.719	40.994	25.327	37.864	4'30.904CP	199,3	9:18'04.409
8	20.436	37.596	24.754	36.735	1'59.521	296,7	9:20'03.930

15° 97 S. CAVALIERI (1'58.390)							
Lap	Seg.1	Seg.2	Seg.3	Seg.4	Lap Time	km/h	Local Time
1		40.308	26.195	37.816		177,6	9:05'55.939
2	20.364	38.278	25.303	37.208	2'01.153	285,0	9:07'57.092
3	20.275	39.332	25.766	40.246	2'05.619	283,5	9:10'02.711
4	20.245	37.842	24.794	36.624	1'59.505	278,4	9:12'02.216
5	20.767	38.620	24.670	36.398	2'00.455	281,3	9:14'02.671
6	20.105	37.564	24.433	36.288	1'58.390	273,4	9:16'01.061
7	19.981	37.553	1'11.073	48.560	2'57.167	282,7	9:18'58.228
8	22.938	42.339	27.922	39.247	2'12.446	239,5	9:21'10.674

16° 53 V. DEBISE (1'58.688)							
Lap	Seg.1	Seg.2	Seg.3	Seg.4	Lap Time	km/h	Local Time
1		43.279	27.198	40.300		188,5	9:02'27.971
2	21.292	39.093	25.611	37.568	2'03.564	281,3	9:04'31.535
3	20.842	38.361	25.224	37.514	2'01.941	282,7	9:06'33.476
4	20.673	37.910	25.204	37.871	2'01.658	290,3	9:08'35.134
5	20.640	42.337	27.281	37.873	2'08.131	274,1	9:10'43.265
6	20.228	37.746	24.802	36.903	1'59.679	295,9	9:12'42.944
7	20.245	37.578	24.582	36.583	1'58.988	291,1	9:14'41.932
8	20.284	37.458	24.516	36.430	1'58.688	295,1	9:16'40.620
9	20.208	37.493	24.642	37.049	1'59.392	297,5	9:18'40.012
10	20.095	37.468	24.859	36.879	1'59.301	299,2	9:20'39.313

17° 64 F. CARICASULO (1'58.844)							
Lap	Seg.1	Seg.2	Seg.3	Seg.4	Lap Time	km/h	Local Time
1		41.755	27.350	53.120		127,7	9:08'13.100
2	4'25.231	39.638	26.556	38.361	6'09.786P	159,8	9:14'22.886
3	20.714	38.788	25.534	37.371	2'02.407	291,1	9:16'25.293
4	20.206	37.735	24.900	36.952	1'59.793	301,7	9:18'25.086
5	20.389	37.400	24.456	36.599	1'58.844	298,3	9:20'23.930

18° 87 L. ZANETTI (1'58.894)							
Lap	Seg.1	Seg.2	Seg.3	Seg.4	Lap Time	km/h	Local Time
1		44.544	27.307	40.958		166,2	9:02'31.673
2	22.085	39.915	26.301	38.596	2'06.897	231,3	9:04'38.570
3	21.050	38.600	25.482	38.702	2'03.834	264,7	9:06'42.404
4	21.352	39.438	25.530	39.254	2'05.574	241,6	9:08'47.978

19/09/2020 P = Pits In/Out - C = Lap Time Cancelled

These data/results cannot be reproduced, stored and/or transmitted in whole or in part by any manner of electronic, mechanical, photocopying, recording, broadcasting or otherwise now known or herein after developed without the previous express consent by the copyright owner, except for reproduction in daily press and regular printed publications on sale to the public within 60 days of the event related to those data/results and always provided that copyright symbol appears together as follows below.

© DORNA WSBK ORGANIZATION Srl 2020

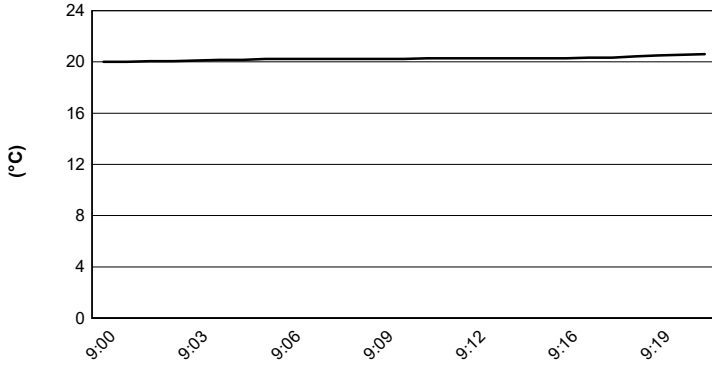
Acerbis Catalunya Round, 18 - 20 September 2020

Weather Report Free Practice 3rd Session

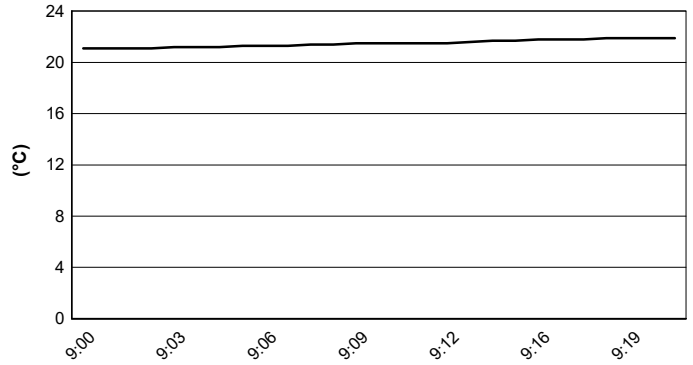
Session started 09:00 - Session ended 9:22

Circuit de Barcelona 4.627 m

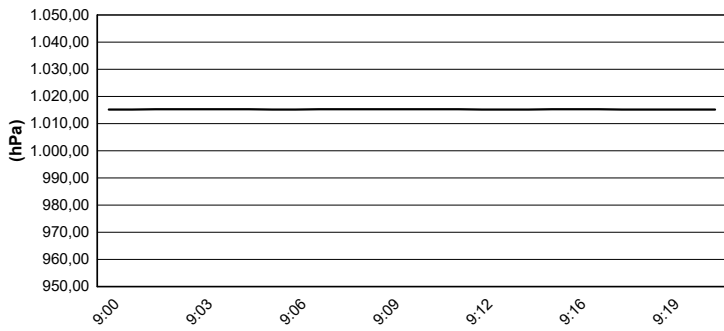
Air Temperature



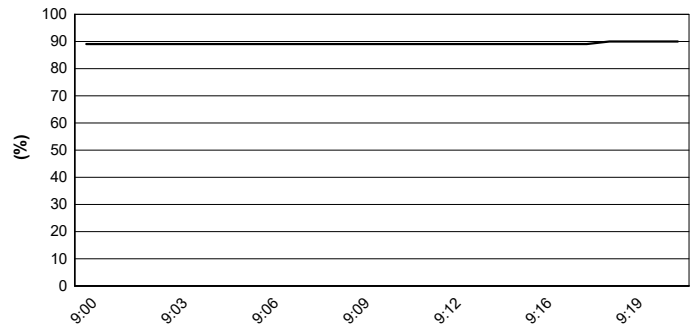
Track Temperature



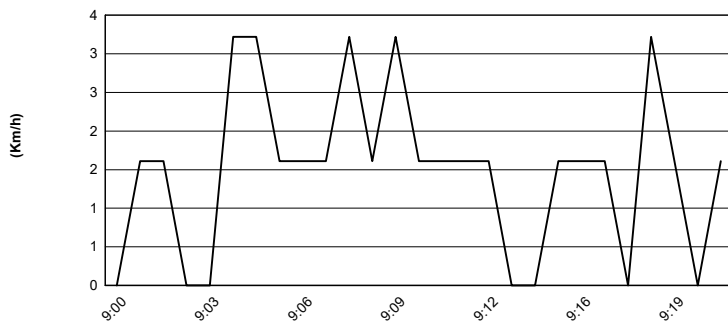
Air Pressure



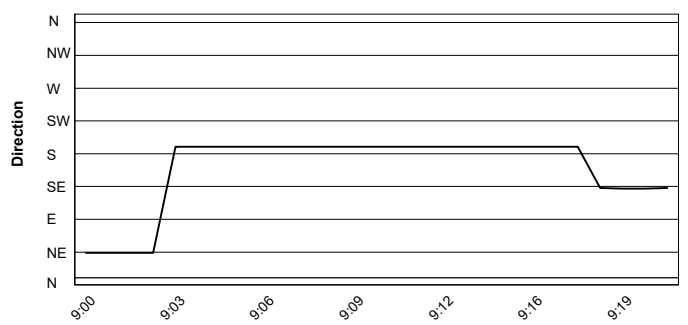
Humidity



Wind Speed



Wind Direction



19/09/2020

These data/results cannot be reproduced, stored and/or transmitted in whole or in part by any manner of electronic, mechanical, photocopying, recording, broadcasting or otherwise now known or herein after developed without the previous express consent by the copyright owner, except for reproduction in daily press and regular printed publications on sale to the public within 60 days of the event related to those data/results and always provided that copyright symbol appears together as follows below.

© DORNA WSBK ORGANIZATION Srl 2020