
Acerbis Catalunya Round, 18 - 20 September 2020
Results Tissot Superpole

Circuit de Barcelona 4.627 m

1 / 2

No.	Rider	Nat	Team	Bike	Class	Time	Gap	Rel.	Laps	Speed	
										Avg	Max
1	1 J. REA	GBR	Kawasaki Racing Team WorldSBK	Kawasaki ZX-10RR		1'41.619			10	163,918	319,5
2	54 T. RAZGATLIOGLU	TUR	PATA YAMAHA WorldSBK Official Team	Yamaha YZF R1		1'41.713	0.094	0.094	9	163,767	309,5
3	19 A. BAUTISTA	ESP	Team HRC	Honda CBR1000RR-R		1'41.757	0.138	0.044	11	163,696	321,4
4	66 T. SYKES	GBR	BMW Motorrad WorldSBK Team	BMW S1000 RR		1'41.823	0.204	0.066	5	163,590	314,0
5	60 M. VAN DER MARK	NED	PATA YAMAHA WorldSBK Official Team	Yamaha YZF R1		1'41.973	0.354	0.150	11	163,349	313,0
6	21 M. RINALDI	ITA	Team GOELEVELN	Ducati Panigale V4 R	IND	1'42.216	0.597	0.243	9	162,961	317,6
7	45 S. REDDING	GBR	ARUBA.IT Racing - Ducati	Ducati Panigale V4 R		1'42.222	0.603	0.006	11	162,951	317,6
8	22 A. LOWES	GBR	Kawasaki Racing Team WorldSBK	Kawasaki ZX-10RR		1'42.259	0.640	0.037	8	162,892	312,1
9	76 L. BAZ	FRA	Ten Kate Racing Yamaha	Yamaha YZF R1	IND	1'42.320	0.701	0.061	8	162,795	314,0
10	91 L. HASLAM	GBR	Team HRC	Honda CBR1000RR-R		1'42.421	0.802	0.101	10	162,635	319,5
11	7 C. DAVIES	GBR	ARUBA.IT Racing - Ducati	Ducati Panigale V4 R		1'42.422	0.803	0.001	10	162,633	318,6
12	50 E. LAVERTY	IRL	BMW Motorrad WorldSBK Team	BMW S1000 RR		1'42.555	0.936	0.133	10	162,422	316,7
13	64 F. CARICASULO	ITA	GRT Yamaha WorldSBK Junior Team	Yamaha YZF R1	IND	1'42.586	0.967	0.031	9	162,373	315,8
14	12 X. FORES	ESP	Kawasaki Puccetti Racing	Kawasaki ZX-10RR	IND	1'42.615	0.996	0.029	9	162,327	309,5
15	31 G. GERLOFF	USA	GRT Yamaha WorldSBK Junior Team	Yamaha YZF R1	IND	1'42.663	1.044	0.048	10	162,251	313,0
16	20 S. BARRIER	FRA	Brixx Performance	Ducati Panigale V4 R	IND	1'43.243	1.624	0.580	8	161,340	314,0
17	97 S. CAVALIERI	ITA	Barni Racing Team	Ducati Panigale V4 R	IND	1'43.493	1.874	0.250	11	160,950	314,9
18	87 L. ZANETTI	ITA	Motocorsa Racing	Ducati Panigale V4 R	IND	1'44.086	2.467	0.593	10	160,033	309,5
19	13 T. TAKAHASHI	JPN	MIE Racing HONDA Team	Honda CBR1000RR-R	IND	1'44.288	2.669	0.202	11	159,723	306,8
20	53 V. DEBISE	FRA	OUTDO Kawasaki TPR	Kawasaki ZX-10RR	IND	1'45.035	3.416	0.747	8	158,587	309,5
----- Not Qualified -----											
NQ	94 J. FOLGER	GER	Bonovo Action by MGM Racing	Yamaha YZF R1	IND				5		292,7

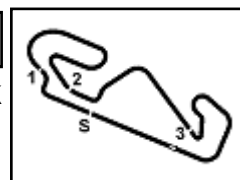
Qualifying Lap Time (107% of 1'41.619): 1'48.733

AIR	Humidity:	76%	Temp:	24°C
TRACK	Condition:	Dry	Temp:	24°C

Start	End	The results are provisional until the end of the time limit for protests and appeals and the completion of the technical checks.
19/09/2020 11:00	11:27	

These data/results cannot be reproduced, stored and/or transmitted in whole or in part by any manner of electronic, mechanical, photocopying, recording, broadcasting or otherwise now known or herein after developed without the previous express consent by the copyright owner, except for reproduction in daily press and regular printed publications on sale to the public within 60 days of the event related to those data/results and always provided that copyright symbol appears together as follows below.

© DORNA WSBK ORGANIZATION Srl 2020


Acerbis Catalunya Round, 18 - 20 September 2020
Results Tissot Superpole

Circuit de Barcelona 4.627 m

2 / 2

Session Highlights

Local Time	No. Rider	Description
11.00.00		Start
11.15.33	64 F. CARICASULO	Lap Cancelled (1'56.546) - Exceeded Track Limits - Turn 9
11.15.55	22 A. LOWES	Current Lap Cancelled - Exceeded Track Limits - Turn 2
11.23.40		New All Time Lap Record
11.27.16		End Of Session

Fastest Laps Sequence

No.	Rider	Nat	Team	Bike	Local Time	Time	Gap	Avg
50	E. LAVERTY	IRL	BMW Motorrad WorldSBK Team	BMW S1000 RR	11:03'39.107	1'44.033		160,115
76	L. BAZ	FRA	Ten Kate Racing Yamaha	Yamaha YZF R1	11:03'39.210	1'43.450	-0.583	161,017
21	M. RINALDI	ITA	Team GOELEVELN	Ducati Panigale V4 R	11:04'11.612	1'43.288	-0.162	161,269
21	M. RINALDI	ITA	Team GOELEVELN	Ducati Panigale V4 R	11:05'54.356	1'42.744	-0.544	162,123
31	G. GERLOFF	USA	GRT Yamaha WorldSBK Junior Team	Yamaha YZF R1	11:14'49.666	1'42.663	-0.081	162,251
21	M. RINALDI	ITA	Team GOELEVELN	Ducati Panigale V4 R	11:17'08.853	1'42.525	-0.138	162,470
91	L. HASLAM	GBR	Team HRC	Honda CBR1000RR-R	11:18'47.373	1'42.421	-0.104	162,635
45	S. REDDING	GBR	ARUBA.IT Racing - Ducati	Ducati Panigale V4 R	11:23'02.786	1'42.222	-0.199	162,951
19	A. BAUTISTA	ESP	Team HRC	Honda CBR1000RR-R	11:23'27.483	1'41.757	-0.465	163,696
54	T. RAZGATLIOGLU	TUR	PATA YAMAHA WorldSBK Official Team	Yamaha YZF R1	11:24'41.289	1'41.713	-0.044	163,767
1	J. REA	GBR	Kawasaki Racing Team WorldSBK	Kawasaki ZX-10RR	11:25'00.433	1'41.619	-0.094	163,918

Start	End	The results are provisional until the end of the time limit for protests and appeals and the completion of the technical checks.
19/09/2020 11:00	11:27	

These data/results cannot be reproduced, stored and/or transmitted in whole or in part by any manner of electronic, mechanical, photocopying, recording, broadcasting or otherwise now known or herein after developed without the previous express consent by the copyright owner, except for reproduction in daily press and regular printed publications on sale to the public within 60 days of the event related to those data/results and always provided that copyright symbol appears together as follows below.

© DORNA WSBK ORGANIZATION Srl 2020

Acerbis Catalunya Round, 18 - 20 September 2020

Best Sectors & Speed Tissot Superpole

Circuit de Barcelona 4.627 m

BEST LAP		
1	1 J. REA	Kawasaki ZX-10RR 1'41.619
2	54 T. RAZGATLIOGLU	Yamaha YZF R1 1'41.713
3	19 A. BAUTISTA	Honda CBR1000RR-R 1'41.757
4	66 T. SYKES	BMW S1000 RR 1'41.823
5	60 M. VAN DER MARK	Yamaha YZF R1 1'41.973
6	21 M. RINALDI	Ducati Panigale V4 R 1'42.216
7	45 S. REDDING	Ducati Panigale V4 R 1'42.222
8	22 A. LOWES	Kawasaki ZX-10RR 1'42.259
9	76 L. BAZ	Yamaha YZF R1 1'42.320
10	91 L. HASLAM	Honda CBR1000RR-R 1'42.421
11	7 C. DAVIES	Ducati Panigale V4 R 1'42.422
12	50 E. LAVERTY	BMW S1000 RR 1'42.555
13	64 F. CARICASULO	Yamaha YZF R1 1'42.586
14	12 X. FORES	Kawasaki ZX-10RR 1'42.615
15	31 G. GERLOFF	Yamaha YZF R1 1'42.663
16	20 S. BARRIER	Ducati Panigale V4 R 1'43.243
17	97 S. CAVALIERI	Ducati Panigale V4 R 1'43.493
18	87 L. ZANETTI	Ducati Panigale V4 R 1'44.086
19	13 T. TAKAHASHI	Honda CBR1000RR-R 1'44.288
20	53 V. DEBISE	Kawasaki ZX-10RR 1'45.035
21	94 J. FOLGER	Yamaha YZF R1

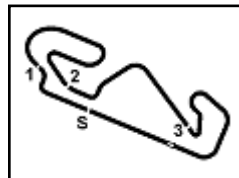
SPEED		
1	19 A. BAUTISTA	Honda CBR1000RR-R 321,4
2	1 J. REA	Kawasaki ZX-10RR 319,5
3	91 L. HASLAM	Honda CBR1000RR-R 319,5
4	7 C. DAVIES	Ducati Panigale V4 R 318,6
5	21 M. RINALDI	Ducati Panigale V4 R 317,6
6	45 S. REDDING	Ducati Panigale V4 R 317,6
7	50 E. LAVERTY	BMW S1000 RR 316,7
8	64 F. CARICASULO	Yamaha YZF R1 315,8
9	97 S. CAVALIERI	Ducati Panigale V4 R 314,9
10	66 T. SYKES	BMW S1000 RR 314,0
11	20 S. BARRIER	Ducati Panigale V4 R 314,0
12	76 L. BAZ	Yamaha YZF R1 314,0
13	31 G. GERLOFF	Yamaha YZF R1 313,0
14	60 M. VAN DER MARK	Yamaha YZF R1 313,0
15	22 A. LOWES	Kawasaki ZX-10RR 312,1
16	53 V. DEBISE	Kawasaki ZX-10RR 309,5
17	54 T. RAZGATLIOGLU	Yamaha YZF R1 309,5
18	87 L. ZANETTI	Ducati Panigale V4 R 309,5
19	12 X. FORES	Kawasaki ZX-10RR 309,5
20	13 T. TAKAHASHI	Honda CBR1000RR-R 306,8
21	94 J. FOLGER	Yamaha YZF R1 292,7

SEG. 1		SEG. 2		SEG. 3		SEG. 4	
1	45 S. REDDING 17.536	1	66 T. SYKES 31.820	1	1 J. REA 20.919	1	54 T. RAZGATLIOGLU 30.952
2	21 M. RINALDI 17.539	2	21 M. RINALDI 31.867	2	21 M. RINALDI 20.929	2	66 T. SYKES 31.084
3	19 A. BAUTISTA 17.570	3	19 A. BAUTISTA 31.885	3	54 T. RAZGATLIOGLU 20.978	3	1 J. REA 31.086
4	7 C. DAVIES 17.599	4	1 J. REA 31.910	4	19 A. BAUTISTA 20.981	4	19 A. BAUTISTA 31.113
5	50 E. LAVERTY 17.646	5	60 M. VAN DER MARK 31.940	5	45 S. REDDING 20.987	5	22 A. LOWES 31.225
6	1 J. REA 17.704	6	91 L. HASLAM 31.957	6	22 A. LOWES 21.069	6	76 L. BAZ 31.227
7	60 M. VAN DER MARK 17.709	7	76 L. BAZ 31.969	7	60 M. VAN DER MARK 21.088	7	60 M. VAN DER MARK 31.236
8	64 F. CARICASULO 17.713	8	54 T. RAZGATLIOGLU 31.970	8	7 C. DAVIES 21.099	8	64 F. CARICASULO 31.257
9	91 L. HASLAM 17.721	9	22 A. LOWES 32.061	9	12 X. FORES 21.147	9	50 E. LAVERTY 31.287
10	31 G. GERLOFF 17.727	10	12 X. FORES 32.138	10	31 G. GERLOFF 21.162	10	21 M. RINALDI 31.360
11	54 T. RAZGATLIOGLU 17.728	11	31 G. GERLOFF 32.146	11	50 E. LAVERTY 21.177	11	91 L. HASLAM 31.369
12	66 T. SYKES 17.741	12	45 S. REDDING 32.205	12	66 T. SYKES 21.178	12	31 G. GERLOFF 31.393
13	12 X. FORES 17.763	13	64 F. CARICASULO 32.224	13	76 L. BAZ 21.189	13	7 C. DAVIES 31.411
14	97 S. CAVALIERI 17.820	14	50 E. LAVERTY 32.261	14	91 L. HASLAM 21.190	14	45 S. REDDING 31.417
15	76 L. BAZ 17.841	15	20 S. BARRIER 32.278	15	64 F. CARICASULO 21.245	15	12 X. FORES 31.418
16	87 L. ZANETTI 17.883	16	7 C. DAVIES 32.313	16	87 L. ZANETTI 21.363	16	20 S. BARRIER 31.605
17	22 A. LOWES 17.904	17	97 S. CAVALIERI 32.479	17	20 S. BARRIER 21.377	17	97 S. CAVALIERI 31.710
18	20 S. BARRIER 17.983	18	13 T. TAKAHASHI 32.607	18	97 S. CAVALIERI 21.439	18	13 T. TAKAHASHI 31.821
19	13 T. TAKAHASHI 18.031	19	94 J. FOLGER 32.623	19	13 T. TAKAHASHI 21.568	19	87 L. ZANETTI 31.946
20	53 V. DEBISE 18.158	20	87 L. ZANETTI 32.658	20	53 V. DEBISE 21.575	20	53 V. DEBISE 32.103
21	94 J. FOLGER 18.608	21	53 V. DEBISE 32.807	21	94 J. FOLGER 21.718	21	94 J. FOLGER 32.335

19/09/2020

These data/results cannot be reproduced, stored and/or transmitted in whole or in part by any manner of electronic, mechanical, photocopying, recording, broadcasting or otherwise now known or herein after developed without the previous express consent by the copyright owner, except for reproduction in daily press and regular printed publications on sale to the public within 60 days of the event related to those data/results and always provided that copyright symbol appears together as follows below.

© DORNA WSBK ORGANIZATION Srl 2020



Acerbis Catalunya Round, 18 - 20 September 2020

Ideal Times Tissot Superpole

Circuit de Barcelona 4.627 m

No.	Rider	Nat	Bike	Seg. 1	Seg. 2	Seg. 3	Seg. 4	Ideal Time		
				Diff. 1	Diff. 2	Diff. 3	Diff. 4	Best Lap	Pos.	Diff.
1	19 A. BAUTISTA	ESP	Honda CBR1000RR-R	17.570 +0.208	31.885	20.981	31.113	1'41.549 1'41.757	3	0.208
2	1 J. REA	GBR	Kawasaki ZX-10RR	17.704	31.910	20.919	31.086	1'41.619 1'41.619	1	
3	54 T. RAZGATLIOGLU	TUR	Yamaha YZF R1	17.728 +0.085	31.970	20.978	30.952	1'41.628 1'41.713	2	0.085
4	21 M. RINALDI	ITA	Ducati Panigale V4 R	17.539	31.867	20.929	31.360 +0.521	1'41.695 1'42.216	6	0.521
5	66 T. SYKES	GBR	BMW S1000 RR	17.741	31.820	21.178	31.084	1'41.823 1'41.823	4	
6	60 M. VAN DER MARK	NED	Yamaha YZF R1	17.709	31.940	21.088	31.236	1'41.973 1'41.973	5	
7	45 S. REDDING	GBR	Ducati Panigale V4 R	17.536 +0.077	32.205	20.987	31.417	1'42.145 1'42.222	7	0.077
8	76 L. BAZ	FRA	Yamaha YZF R1	17.841 +0.094	31.969	21.189	31.227	1'42.226 1'42.320	9	0.094
9	91 L. HASLAM	GBR	Honda CBR1000RR-R	17.721 +0.065	31.957	21.190 +0.119	31.369	1'42.237 1'42.421	10	0.184
10	22 A. LOWES	GBR	Kawasaki ZX-10RR	17.904	32.061	21.069	31.225	1'42.259 1'42.259	8	
11	50 E. LAVERTY	IRL	BMW S1000 RR	17.646 +0.184	32.261	21.177	31.287	1'42.371 1'42.555	12	0.184
12	7 C. DAVIES	GBR	Ducati Panigale V4 R	17.599	32.313	21.099	31.411	1'42.422 1'42.422	11	
13	31 G. GERLOFF	USA	Yamaha YZF R1	17.727 +0.022	32.146 +0.111	21.162 +0.009	31.393 +0.093	1'42.428 1'42.663	15	0.235
14	64 F. CARICASULO	ITA	Yamaha YZF R1	17.713 +0.147	32.224	21.245	31.257	1'42.439 1'42.586	13	0.147
15	12 X. FORES	ESP	Kawasaki ZX-10RR	17.763 +0.149	32.138	21.147	31.418	1'42.466 1'42.615	14	0.149
16	20 S. BARRIER	FRA	Ducati Panigale V4 R	17.983	32.278	21.377	31.605	1'43.243 1'43.243	16	
17	97 S. CAVALIERI	ITA	Ducati Panigale V4 R	17.820 +0.045	32.479	21.439	31.710	1'43.448 1'43.493	17	0.045
18	87 L. ZANETTI	ITA	Ducati Panigale V4 R	17.883 +0.236	32.658	21.363	31.946	1'43.850 1'44.086	18	0.236
19	13 T. TAKAHASHI	JPN	Honda CBR1000RR-R	18.031 +0.261	32.607	21.568	31.821	1'44.027 1'44.288	19	0.261
20	53 V. DEBISE	FRA	Kawasaki ZX-10RR	18.158 +0.141	32.807	21.575 +0.251	32.103	1'44.643 1'45.035	20	0.392
	94 J. FOLGER	GER	Yamaha YZF R1	One or more sectors missing						
Overall Ideal Time				17.536	31.820	20.919	30.952	1'41.227		

19/09/2020

These data/results cannot be reproduced, stored and/or transmitted in whole or in part by any manner of electronic, mechanical, photocopying, recording, broadcasting or otherwise now known or herein after developed without the previous express consent by the copyright owner, except for reproduction in daily press and regular printed publications on sale to the public within 60 days of the event related to those data/results and always provided that copyright symbol appears together as follows below.

© DORNA WSBK ORGANIZATION Srl 2020

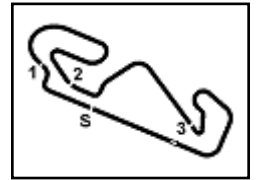
FICR PERUGIA TIMING



Official Tyre Supplier



Official Timekeeper



Acerbis Catalunya Round, 18 - 20 September 2020 Chronological Analysis Tissot Superpole

Circuit de Barcelona 4.627 m

1 / 3

1° 1 J. REA (1'41.619)							
Lap	Seg.1	Seg.2	Seg.3	Seg.4	Lap Time	km/h	Local Time
1		33.789	21.952	32.895	211,4	11:01'55.642	
2	17.908	32.889	21.606	31.544	1'43.947	313,0	11:03'39.589
3	17.936	32.694	21.578	31.652	1'43.860	319,5	11:05'23.449
4	17.812	32.633	21.351	31.679	1'43.475	310,3	11:07'06.924
5	17.961	33.225	21.506	43.398	1'56.090P	310,3	11:09'03.014
6	2'30.281	33.133	24.150	33.142	4'00.706P	209,7	11:13'03.720
7	17.743	32.299	21.352	31.461	1'42.855	313,0	11:14'46.575
8	17.892	32.299	21.251	31.463	1'42.905	311,2	11:16'29.480
9	17.826	32.464	21.930	44.038	1'56.258P	311,2	11:18'25.738
10	3'14.058	33.854	22.440	42.724	4'53.076P	210,1	11:23'18.814
11	17.704	31.910	20.919	31.086	1'41.619	314,0	11:25'00.433

10	4'40.753	34.285	22.603	31.620	6'09.261P	177,3	11:22'28.584
11	17.709	31.940	21.088	31.236	1'41.973	308,6	11:24'10.557
12	17.762	33.316	22.477	45.194	1'58.749P	308,6	11:26'09.306

2° 54 T. RAZGATLIOGLU (1'41.713)							
Lap	Seg.1	Seg.2	Seg.3	Seg.4	Lap Time	km/h	Local Time
1		36.071	22.200	32.303	210,9	11:02'56.533	
2	17.898	34.095	21.714	31.882	1'45.589	308,6	11:04'42.122
3	17.774	32.502	21.351	31.443	1'43.070	308,6	11:06'25.192
4	17.785	32.691	21.327	31.645	1'43.448	308,6	11:08'08.640
5	17.757	32.524	21.423	31.627	1'43.331	309,5	11:09'51.971
6	17.764	32.909	21.464	44.663	1'56.800P	308,6	11:11'48.771
7	3'26.931	34.917	21.542	44.458	5'07.848P	191,5	11:16'56.619
8	4'25.137	37.391	27.002	33.427	6'02.957P	199,6	11:22'59.576
9	17.813	31.970	20.978	30.952	1'41.713	308,6	11:24'41.289
10	17.728	37.330	22.271	33.365	1'50.694	305,9	11:26'31.983

6° 21 M. RINALDI (1'42.216)							
Lap	Seg.1	Seg.2	Seg.3	Seg.4	Lap Time	km/h	Local Time
1		34.060	21.889	32.162	201,5	11:02'28.324	
2	17.784	32.620	21.288	31.596	1'43.288	314,9	11:04'11.612
3	17.786	32.302	21.187	31.469	1'42.744	316,7	11:05'54.356
4	17.633	32.537	23.112	46.056	1'59.338P	317,6	11:07'53.694
5	6'05.284	33.320	21.571	32.459	7'32.634P	193,9	11:15'26.328
6	17.697	32.302	21.166	31.360	1'42.525	312,1	11:17'08.853
7	18.400	34.178	22.494	44.658	1'59.730P	309,5	11:19'08.583
8	2'25.741	32.836	22.244	47.441	4'08.262P	205,7	11:23'16.845
9	17.539	31.867	20.929	31.881	1'42.216	314,9	11:24'59.061
10	17.685	36.762	26.189	46.333	2'06.969P	314,9	11:27'06.030

3° 19 A. BAUTISTA (1'41.757)							
Lap	Seg.1	Seg.2	Seg.3	Seg.4	Lap Time	km/h	Local Time
1		34.558	22.264	32.496	178,8	11:02'09.650	
2	18.000	32.661	21.253	32.142	1'44.056	318,6	11:03'53.706
3	17.805	32.540	21.411	31.643	1'43.399	320,5	11:05'37.105
4	17.750	32.529	21.291	31.589	1'43.159	320,5	11:07'20.264
5	17.681	32.539	21.269	31.584	1'43.073	321,4	11:09'03.337
6	17.723	32.478	21.380	31.490	1'43.071	321,4	11:10'46.408
7	17.715	32.450	21.470	31.640	1'43.275	319,5	11:12'29.683
8	17.618	32.807	21.335	31.923	1'43.683	319,5	11:14'13.366
9	18.313	33.827	21.680	44.975	1'58.795P	317,6	11:16'12.161
10	4'02.338	33.750	21.919	35.558	5'33.565P	180,9	11:21'45.726
11	17.778	31.885	20.981	31.113	1'41.757	318,6	11:23'27.483
12	17.570	38.742	23.142	32.776	1'52.230	321,4	11:25'19.713

7° 45 S. REDDING (1'42.222)							
Lap	Seg.1	Seg.2	Seg.3	Seg.4	Lap Time	km/h	Local Time
1		34.621	22.392	32.650	213,4	11:02'25.957	
2	18.029	32.884	21.509	31.825	1'44.247	314,9	11:04'10.204
3	17.796	32.715	21.312	31.615	1'43.438	316,7	11:05'53.642
4	17.718	32.627	21.290	31.547	1'43.182	315,8	11:07'36.824
5	17.730	32.607	21.116	31.720	1'43.173	314,9	11:09'19.997
6	17.728	33.066	21.750	32.413	1'44.957	314,9	11:11'04.954
7	17.611	32.682	21.085	31.509	1'42.887	315,8	11:12'47.841
8	17.707	36.860	22.895	33.384	1'50.846	314,9	11:14'38.687
9	17.759	32.590	22.505	44.951	1'57.805P	315,8	11:16'36.492
10	3'12.272	36.866	22.252	32.682	4'44.072P	188,2	11:21'20.564
11	17.613	32.205	20.987	31.417	1'42.222	314,0	11:23'02.786
12	17.536	32.414	24.418	44.404	1'58.772	317,6	11:25'01.558

4° 66 T. SYKES (1'41.823)							
Lap	Seg.1	Seg.2	Seg.3	Seg.4	Lap Time	km/h	Local Time
1		36.206	24.223	46.645	187,2	11:03'33.612	
2	8'56.936	33.540	21.541	32.233	10'24.250P	194,6	11:13'57.862
3	17.967	32.460	21.337	31.485	1'43.249	310,3	11:15'41.111
4	17.800	32.223	21.323	43.117	1'54.463P	312,1	11:17'35.574
5	4'16.200	38.230	23.857	38.465	5'56.752P	128,6	11:23'32.326
6	17.741	31.820	21.178	31.084	1'41.823	314,0	11:25'14.149

8° 22 A. LOWES (1'42.259)							
Lap	Seg.1	Seg.2	Seg.3	Seg.4	Lap Time	km/h	Local Time
1		34.894	22.321	32.611	167,7	11:02'11.571	
2	18.238	33.067	23.902	46.184	2'01.391P	311,2	11:04'12.962
3	4'45.463	33.961	21.909	32.690	6'14.023P	198,5	11:10'26.985
4	18.196	33.012	21.338	31.900	1'44.446	309,5	11:12'11.431
5	17.967	32.538	21.365	31.908	1'43.778	310,3	11:13'55.209
6	17.918	32.497	21.228	31.644	1'43.287	310,3	11:15'38.496
7	20.332	35.738	21.822	45.571	2'03.463CP	308,6	11:17'41.959
8	4'24.406	34.174	22.283	36.599	5'57.462P	168,5	11:23'39.421
9	17.904	32.061	21.069	31.225	1'42.259	312,1	11:25'21.680

5° 60 M. VAN DER MARK (1'41.973)							
Lap	Seg.1	Seg.2	Seg.3	Seg.4	Lap Time	km/h	Local Time
1		34.546	22.504	32.105	172,2	11:02'12.087	
2	17.928	34.348	21.627	34.674	1'48.577	313,0	11:04'00.664
3	18.109	32.546	21.414	31.433	1'43.502	312,1	11:05'44.166
4	17.979	32.399	21.491	31.575	1'43.444	309,5	11:07'27.610
5	17.881	32.282	21.404	31.725	1'43.292	308,6	11:09'10.902
6	17.937	32.343	21.440	31.615	1'43.335	308,6	11:10'54.237
7	17.901	32.450	21.453	31.585	1'43.389	308,6	11:12'37.626
8	17.964	32.391	21.480	31.488	1'43.323	309,5	11:14'20.949
9	18.181	34.187	21.593	44.413	1'58.374P	307,7	11:16'19.323

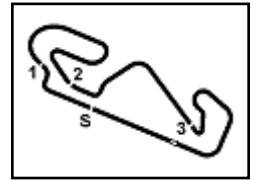
9° 76 L. BAZ (1'42.320)							
Lap	Seg.1	Seg.2	Seg.3	Seg.4	Lap Time	km/h	Local Time
1		33.523	21.936	32.776	213,9	11:01'55.760	
2	17.957	32.542	21.494	31.457	1'43.450	314,0	11:03'39.210
3	18.062	33.110	21.691	32.427	1'45.290	312,1	11:05'24.500
4	17.860	32.275	21.339	31.399	1'42.873	309,5	11:07'07.373
5	17.855	32.412	21.385	31.701	1'43.353	307,7	11:08'50.726
6	17.945	34.624	22.289	46.049	2'00.907P	304,2	11:10'51.633
7	10'31.251	36.998	23.079	38.527	12'09.855P	122,6	11:23'01.488
8	17.935	31.969	21.189	31.227	1'42.320	305,1	11:24'43.808
9	17.841	35.475	23.450	46.120	2'02.886P	303,4	11:26'46.694

10° 91 L. HASLAM (1'42.421)							
Lap	Seg.1	Seg.2	Seg.3	Seg.4	Lap Time	km/h	Local Time
1		34.666	22.918	35.368	204,2	11:01'58.357	
2	17.976	32.528	21.452	31.759	1'43.715	315,8	11:03'42.072
3	18.335	34.170	22.360	34.099	1'48.964	311,2	11:05'31.036
4	17.721	32.355	21.319	32.030	1'43.425	319,5	11:07'14.461

19/09/2020 P = Pits In/Out - C = Lap Time Cancelled

These data/results cannot be reproduced, stored and/or transmitted in whole or in part by any manner of electronic, mechanical, photocopying, recording, broadcasting or otherwise now known or herein after developed without the previous express consent by the copyright owner, except for reproduction in daily press and regular printed publications on sale to the public within 60 days of the event related to those data/results and always provided that copyright symbol appears together as follows below.

© DORNA WSBK ORGANIZATION Srl 2020



Acerbis Catalunya Round, 18 - 20 September 2020

Chronological Analysis Tissot Superpole

Circuit de Barcelona 4.627 m

2 / 3

5	17.838	32.388	21.568	31.774	1'43.568	319,5	11:08'58.029
6	18.051	34.129	21.857	46.134	2'00.171P	313,0	11:10'58.200
7	4'36.507	35.181	22.298	32.766	6'06.752P	185,9	11:17'04.952
8	17.786	31.957	21.309	31.369	1'42.421	313,0	11:18'47.373
9	17.735	32.175	21.351	45.529	1'56.790P	313,0	11:20'44.163
10	1'26.058	32.974	21.506	32.930	2'53.468P	211,8	11:23'37.631
11	17.806	32.219	21.190	37.477	1'48.692	314,9	11:25'26.323

11° 7 C. DAVIES (1'42.422)							
Lap	Seg.1	Seg.2	Seg.3	Seg.4	Lap Time	km/h	Local Time
1		36.092	22.945	33.387		168,0	11:02'37.454
2	18.067	33.305	21.606	31.832	1'44.810	316,7	11:04'22.264
3	18.359	32.949	21.330	31.714	1'44.352	318,6	11:06'06.616
4	17.633	32.712	21.231	31.636	1'43.212	317,6	11:07'49.828
5	17.723	33.055	21.283	31.864	1'43.925	318,6	11:09'33.753
6	17.659	32.870	21.240	31.801	1'43.570	318,6	11:11'17.323
7	17.636	32.739	21.369	44.450	1'56.194P	318,6	11:13'13.517
8	5'55.505	35.033	21.935	32.901	7'25.374P	194,2	11:20'38.891
9	17.599	32.313	21.099	31.411	1'42.422	315,8	11:22'21.313
10	17.721	33.866	21.379	43.293	1'56.259P	316,7	11:24'17.572
11	53.231	36.776	23.500	35.333	2'28.840P	150,6	11:26'46.412

12° 50 E. LAVERTY (1'42.555)							
Lap	Seg.1	Seg.2	Seg.3	Seg.4	Lap Time	km/h	Local Time
1		35.574	22.946	33.114		208,5	11:01'55.074
2	17.948	32.857	21.441	31.787	1'44.033	313,0	11:03'39.107
3	18.062	32.832	21.579	31.809	1'44.282	314,9	11:05'23.389
4	17.998	32.680	21.439	53.795	2'05.912P	311,2	11:07'29.301
5	2'46.100	35.351	22.979	32.803	4'17.233P	151,7	11:11'46.534
6	17.799	32.599	21.485	31.643	1'43.526	314,0	11:13'30.060
7	17.764	32.795	21.333	31.686	1'43.578	314,9	11:15'13.638
8	18.625	34.021	22.361	45.058	2'00.065P	314,9	11:17'13.703
9	2'55.540	35.193	22.723	32.360	4'25.816P	169,3	11:21'39.519
10	17.830	32.261	21.177	31.287	1'42.555	314,0	11:23'22.074
11	17.646	41.892	24.227	36.855	2'00.620	316,7	11:25'22.694

13° 64 F. CARICASULO (1'42.586)							
Lap	Seg.1	Seg.2	Seg.3	Seg.4	Lap Time	km/h	Local Time
1		33.761	21.934	34.014		174,8	11:01'57.611
2	18.216	32.689	21.419	33.697	1'46.021	292,7	11:03'43.632
3	18.105	32.871	21.476	32.010	1'44.462	314,9	11:05'28.094
4	17.893	33.074	21.893	44.625	1'57.485P	315,8	11:07'25.579
5	2'23.991	35.686	21.678	31.506	3'52.861P	155,2	11:11'18.440
6	17.805	32.443	21.387	31.526	1'43.161	310,3	11:13'01.601
7	17.826	32.546	21.453	44.721	1'56.546CP	308,6	11:14'58.147
8	5'15.945	34.525	22.163	35.789	6'48.422P	160,2	11:21'46.569
9	17.860	32.224	21.245	31.257	1'42.586	311,2	11:23'29.155
10	17.713	32.943	31.100	57.512	2'19.268P	310,3	11:25'48.423

14° 12 X. FORES (1'42.615)							
Lap	Seg.1	Seg.2	Seg.3	Seg.4	Lap Time	km/h	Local Time
1		34.865	21.985	32.141		213,0	11:02'13.138
2	18.177	32.823	21.526	31.887	1'44.413	308,6	11:03'57.551
3	18.061	32.807	21.444	31.877	1'44.189	307,7	11:05'41.740
4	19.142	34.310	21.481	44.628	1'59.561P	307,7	11:07'41.301
5	4'06.890	33.294	21.701	31.921	5'33.806P	204,2	11:13'15.107
6	18.044	32.806	21.402	31.858	1'44.110	307,7	11:14'59.217
7	18.014	32.734	21.546	45.725	1'58.019P	305,1	11:16'57.236
8	4'37.927	32.791	21.804	44.226	6'16.748P	93,5	11:23'13.984
9	17.912	32.138	21.147	31.418	1'42.615	309,5	11:24'56.599
10	17.763	32.650	21.551	32.894	1'44.858	308,6	11:26'41.457

15° 31 G. GERLOFF (1'42.663)							
Lap	Seg.1	Seg.2	Seg.3	Seg.4	Lap Time	km/h	Local Time
1		33.754	21.974	33.518		211,4	11:01'57.388
2	18.111	32.772	21.432	32.323	1'44.638	313,0	11:03'42.026
3	18.157	32.801	21.320	31.547	1'43.825	311,2	11:05'25.851
4	18.149	32.907	21.364	43.588	1'56.008P	312,1	11:07'21.859
5	2'26.562	40.512	21.907	32.703	4'01.684P	136,9	11:11'23.543
6	17.977	32.648	21.357	31.478	1'43.460	308,6	11:13'07.003
7	17.749	32.257	21.171	31.486	1'42.663	310,3	11:14'49.666
8	17.839	32.681	21.672	43.838	1'56.030P	308,6	11:16'45.696
9	4'57.309	34.697	22.962	32.695	6'27.663P	184,6	11:23'13.359
10	17.849	32.146	21.291	31.393	1'42.679	308,6	11:24'56.038
11	17.727	32.200	21.162	31.771	1'42.860	308,6	11:26'38.898

16° 20 S. BARRIER (1'43.243)							
Lap	Seg.1	Seg.2	Seg.3	Seg.4	Lap Time	km/h	Local Time
1		34.694	22.781	33.318		206,9	11:01'56.325
2	18.273	33.002	21.654	32.559	1'45.488	307,7	11:03'41.813
3	17.995	32.940	21.607	32.188	1'44.730	310,3	11:05'26.543
4	18.266	33.146	22.116	45.157	1'58.685P	313,0	11:07'25.228
5	2'11.724	34.489	21.920	32.100	3'40.233P	203,0	11:11'05.461
6	18.080	32.942	21.538	32.065	1'44.625	312,1	11:12'50.086
7	18.118	33.147	21.762	45.123	1'58.150P	309,5	11:14'48.236
8	6'51.801	33.926	22.334	42.912	8'30.973P	215,6	11:23'19.209
9	17.983	32.278	21.377	31.605	1'43.243	314,0	11:25'02.452

17° 97 S. CAVALIERI (1'43.493)							
Lap	Seg.1	Seg.2	Seg.3	Seg.4	Lap Time	km/h	Local Time
1		35.225	23.063	33.375		201,5	11:02'00.114
2	18.328	33.091	21.782	32.200	1'45.401	307,7	11:03'45.515
3	17.952	33.071	21.573	31.973	1'44.569	314,0	11:05'30.084
4	17.832	32.854	21.524	32.062	1'44.272	314,9	11:07'14.356
5	18.138	32.960	21.665	31.944	1'44.707	314,0	11:08'59.063
6	18.568	33.394	22.207	46.015	2'00.184P	298,3	11:10'59.247
7	3'49.647	34.499	22.364	32.135	5'18.645P	203,0	11:16'17.892
8	17.865	32.479	21.439	31.710	1'43.493	307,7	11:18'01.385
9	17.820	32.842	21.526	44.727	1'56.915P	309,5	11:19'58.300
10	1'17.226	35.770	25.643	40.459	2'59.098P	210,9	11:22'57.398
11	18.352	34.421	21.551	32.944	1'47.268	310,3	11:24'44.666
12	17.917	32.816	21.456	32.031	1'44.220	313,0	11:26'28.886

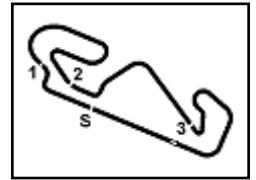
18° 87 L. ZANETTI (1'44.086)							
Lap	Seg.1	Seg.2	Seg.3	Seg.4	Lap Time	km/h	Local Time
1		36.378	22.776	33.673		155,8	11:02'16.294
2	18.466	33.704	21.831	33.499	1'47.500	301,7	11:04'03.794
3	18.290	33.333	21.829	32.753	1'46.205	307,7	11:05'49.999
4	18.923	33.920	21.853	48.217	2'02.913P	305,9	11:07'52.912
5	3'44.599	33.778	21.890	32.459	5'12.726P	219,1	11:13'05.638
6	17.962	32.878	21.675	32.318	1'44.833	309,5	11:14'50.471
7	17.970	32.929	21.874	43.997	1'56.770P	308,6	11:16'47.241
8	3'00.894	35.858	23.105	33.436	4'33.293P	157,9	11:21'20.534
9	18.119	32.658	21.363	31.946	1'44.086	305,1	11:23'04.620
10	17.883	32.690	21.660	32.426	1'44.659	309,5	11:24'49.279
11	18.773	35.250	22.548	38.477	1'55.048	307,7	11:26'44.327

19° 13 T. TAKAHASHI (1'44.288)							
Lap	Seg.1	Seg.2	Seg.3	Seg.4	Lap Time	km/h	Local Time
1		37.401	23.184	33.609		184,6	11:02'45.112
2	18.630	33.636	22.206	32.517	1'46.989	305,1	11:04'32.101
3	18.454	34.263	22.139	32.389	1'47.245	305,9	11:06'19.346
4	18.350	33.158	21.955	32.273	1'45.736	302,5	11:08'05.082
5	18.139	33.228	21.849	35.477	1'48.693	302,5	11:09'53.775

19/09/2020 P = Pits In/Out - C = Lap Time Cancelled

These data/results cannot be reproduced, stored and/or transmitted in whole or in part by any manner of electronic, mechanical, photocopying, recording, broadcasting or otherwise now known or herein after developed without the previous express consent by the copyright owner, except for reproduction in daily press and regular printed publications on sale to the public within 60 days of the event related to those data/results and always provided that copyright symbol appears together as follows below.

© DORNA WSBK ORGANIZATION Srl 2020


Acerbis Catalunya Round, 18 - 20 September 2020
Chronological Analysis Tissot Superpole

6	18.331	33.195	21.818	32.455	1'45.799	305,9	11:11'39.574
7	18.031	33.160	21.852	32.303	1'45.346	304,2	11:13'24.920
8	18.229	33.220	22.022	32.703	1'46.174	304,2	11:15'11.094
9	18.147	33.014	21.770	32.214	1'45.145	302,5	11:16'56.239
10	18.679	33.866	21.971	46.213	2'00.729P	300,8	11:18'56.968
11	2'52.638	36.049	22.698	34.662	4'26.047P	169,0	11:23'23.015
12	18.292	32.607	21.568	31.821	1'44.288	306,8	11:25'07.303

20° 53 V. DEBISE (1'45.035)							
Lap	Seg.1	Seg.2	Seg.3	Seg.4	Lap Time	km/h	Local Time
1		34.857	22.754	33.194		203,4	11:01'55.587
2	18.563	33.293	21.889	32.433	1'46.178	305,9	11:03'41.765
3	18.333	33.098	21.575	32.662	1'45.668	304,2	11:05'27.433
4	18.235	33.156	21.893	32.339	1'45.623	309,5	11:07'13.056
5	18.382	33.042	21.855	32.166	1'45.445	304,2	11:08'58.501
6	18.158	33.048	21.682	46.980	1'59.868P	306,8	11:10'58.369
7	9'10.234	35.812	23.029	32.445	10'41.520P	204,9	11:21'39.889
8	18.299	32.807	21.826	32.103	1'45.035	302,5	11:23'24.924
9	18.160	32.949	21.864	32.438	1'45.411	308,6	11:25'10.335

21° 94 J. FOLGER							
Lap	Seg.1	Seg.2	Seg.3	Seg.4	Lap Time	km/h	Local Time
1		35.055	22.825	32.335		165,1	11:02'12.526
2	18.608	32.623	21.718	48.941	2'01.890P	292,7	11:04'14.416
3	6'06.726	34.179	22.349	32.386	7'35.640P	202,2	11:11'50.056
4	19.039	33.456	22.383	44.621	1'59.499P	282,7	11:13'49.555
5	7'20.379	34.258	22.088	32.412	8'49.137P	200,4	11:22'38.692
6	18.778	32.662	21.840	43.671	1'56.951P	282,0	11:24'35.643

19/09/2020 P = Pits In/Out - C = Lap Time Cancelled

These data/results cannot be reproduced, stored and/or transmitted in whole or in part by any manner of electronic, mechanical, photocopying, recording, broadcasting or otherwise now known or herein after developed without the previous express consent by the copyright owner, except for reproduction in daily press and regular printed publications on sale to the public within 60 days of the event related to those data/results and always provided that copyright symbol appears together as follows below.

© DORNA WSBK ORGANIZATION Srl 2020

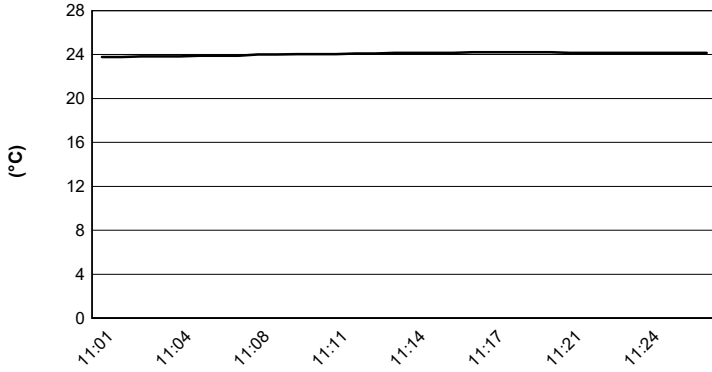
Acerbis Catalunya Round, 18 - 20 September 2020

Weather Report Tissot Superpole

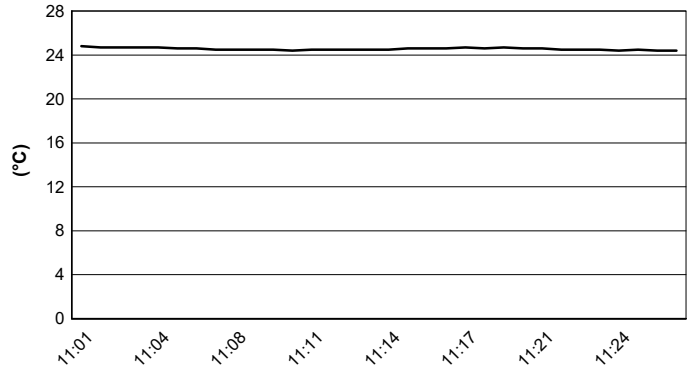
Session started 11:00 - Session ended 11:27

Circuit de Barcelona 4.627 m


Air Temperature



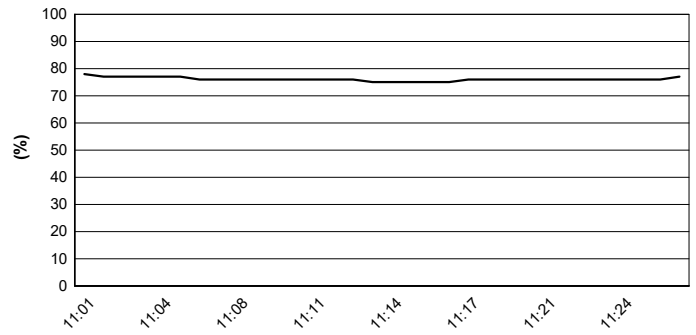
Track Temperature



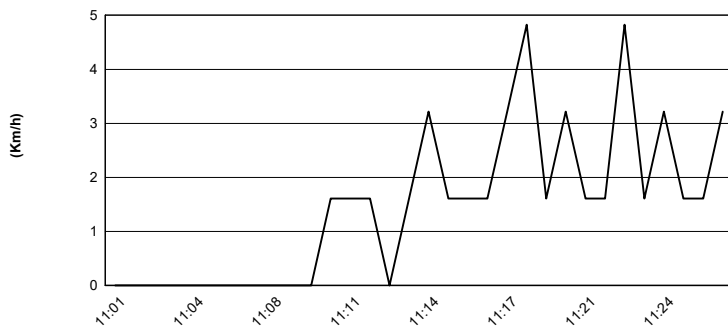
Air Pressure



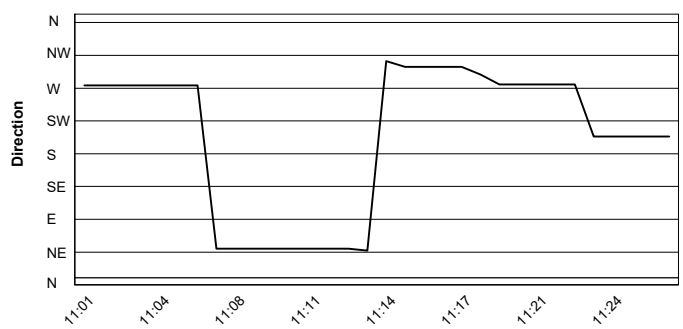
Humidity



Wind Speed



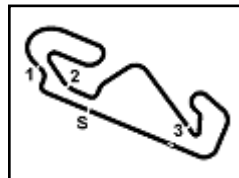
Wind Direction



19/09/2020

These data/results cannot be reproduced, stored and/or transmitted in whole or in part by any manner of electronic, mechanical, photocopying, recording, broadcasting or otherwise now known or herein after developed without the previous express consent by the copyright owner, except for reproduction in daily press and regular printed publications on sale to the public within 60 days of the event related to those data/results and always provided that copyright symbol appears together as follows below.

© DORNA WSBK ORGANIZATION Srl 2020



Acerbis Catalunya Round, 18 - 20 September 2020

Tissot Superpole Ranking

Circuit de Barcelona 4.627 m

	2017	2018	2019	2020
01 Phillip Island	Rea (Gbr) Kaw 1'29.573 (178,6 Km/h)	Sykes (Gbr) Kaw 1'30.099 (177,6 Km/h)	Rea (Gbr) Kaw 1'29.413 (179,0 Km/h)	Sykes (Gbr) Bmw 1'29.230 (179,3 Km/h)
02 Jerez	Melandri (Ita) Duc 1'38.960 (160,9 Km/h)		Rea (Gbr) Kaw 1'38.247 (162,1 Km/h)	Redding (Gbr) Duc 1'38.736 (161,3 Km/h)
03 Portimão	Rea (Gbr) Kaw 1'41.430 (163,0 Km/h)	Lavery (Irl) Apr 1'40.705 (164,2 Km/h)	Rea (Gbr) Kaw 1'40.372 (164,7 Km/h)	Rea (Gbr) Kaw 1'40.676 (164,2 Km/h)
04 Aragón 1	Davies (Gbr) Duc 1'49.319 (167,2 Km/h)	Melandri (Ita) Duc 1'49.543 (166,8 Km/h)	Bautista (Esp) Duc 1'49.049 (167,6 Km/h)	Rea (Gbr) Kaw 1'48.860 (167,9 Km/h)
05 Aragón 2				Rea (Gbr) Kaw 1'48.767 (168,0 Km/h)
06 Barcelona				Rea (Gbr) Kaw 1'41.619 (163,9 Km/h)
07 Magny-Cours	Rea (Gbr) Kaw 1'56.555 (130,5 Km/h)	Sykes (Gbr) Kaw 1'35.696 (158,9 Km/h)	Rea (Gbr) Kaw 1'53.955 (133,5 Km/h)	
08 Estoril				

2020

- 4 J. Rea
- 1 S. Redding
- 1 T. Sykes

ALL TIMES

- | | | | |
|----------------|----------------|------------------|-------------------|
| 50 T. Sykes | 6 J. Kocinski | 2 A. Gobert | 1 T. Kipp |
| 43 T. Corser | 5 M. Biaggi | 2 M. Lucchinelli | 1 L. Lanzi |
| 27 J. Rea | 5 D. Giugliano | 2 B. Monti | 1 A. Lowes |
| 26 T. Bayliss | 4 A. Bautista | 2 Y. Nagai | 1 M. Mladin |
| 21 C. Fogarty | 4 S. Guintoli | 2 M. Neukirchner | 1 F. Nieto |
| 17 D. Polen | 4 M. Melandri | 2 D. Tardozi | 1 S. Redding |
| 16 N. Hodgson | 4 F. Merkel | 2 A. Yanagawa | 1 J. Reynolds |
| 15 C. Edwards | 4 J. Toseland | 1 A. Badovini | 1 M. Tamada |
| 11 B. Spies | 3 L. Haslam | 1 R. Burnett | 1 M. van der Mark |
| 10 C. Checa | 3 Y. Kagayama | 1 D. Chandler | 1 A. Vieira |
| 10 P. Chili | 3 E. Lavery | 1 S. Crafar | 1 R. Xaus |
| 9 R. Roche | 3 S. Martin | 1 M. Doohan | |
| 8 G. Falappa | 3 S. Mertens | 1 M. Dowson | |
| 8 S. Russell | 3 R. Phillis | 1 M. Fabrizio | |
| 8 A. Slight | 3 J. Smrz | 1 P. Goddard | |
| 7 C. Davies | 3 C. Vermeulen | 1 T. Hill | |
| 7 N. Haga | 2 L. Baz | 1 S. Hislop | |
| 7 R. Laconi | 2 B. Bostrom | 1 J. Hopkins | |
| 6 C. Crutchlow | 2 M. Campbell | 1 I. Jaitovich | |

19/09/2020

These data/results cannot be reproduced, stored and/or transmitted in whole or in part by any manner of electronic, mechanical, photocopying, recording, broadcasting or otherwise now known or herein after developed without the previous express consent by the copyright owner, except for reproduction in daily press and regular printed publications on sale to the public within 60 days of the event related to those data/results and always provided that copyright symbol appears together as follows below.

© DORNA WSBK ORGANIZATION Srl 2020

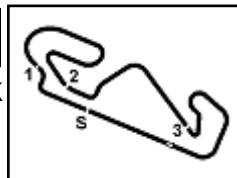
FIKR PERUGIA TIMING



Official Tyre Supplier



Official Timekeeper



Acerbis Catalunya Round, 18 - 20 September 2020

Tissot Superpole Award

Circuit de Barcelona 4.627 m

Points	Points From First	Points From Previous	March 1	August 2	August 9	August 30	September 6	September 20	October 4	October 18							
			PHILLIP ISLAND	JEREZ	PORTIMÃO	ARAGON	TERUEL	BARCELONA	MAGNY-COURS	ESTORIL							
1	REA	121	7 12	9 12	12 12	12 12	12 9	12									
	Jonathan (GBR)																
2	REDDING	82	39	9 7	12 9	2 5	7 9	7 12	3								
	Scott (GBR)																
3	RAZGATLIOGLU	56	65	26	6 9	5	9 9	3	3 3	9							
	Toprak (TUR)																
4	SYKES	50	71	6	12 4	7 4	6 4		6 1	6							
	Tom (GBR)																
5	VAN DER MARK	44	77	6	4 5	6 7	5 3	2 7		5							
	Michael (NED)																
6	LOWES	41	80	3	2 6	3	7 6	6 4	1 4	2							
	Alex (GBR)																
7	BAZ	38	83	3	3 3	4 6	4 7	9 1		1							
	Loris (FRA)																
8	RINALDI	33	88	5	1		3 2	5 2	9 7	4							
	Michael Ruben (ITA)																
9	BAUTISTA	29	92	4		2		3 6	5 6	7							
	Alvaro (ESP)																
10	DAVIES	21	100	8		3 5		1 5	2 5								
	Chaz (GBR)																
11	HASLAM	20	101	1	5 2	1 1	1	4	4 2								
	Leon (GBR)																
12	GERLOFF	2	119	18		2											
	Garrett (USA)																
13	LAVERTY	1	120	1			1										
	Eugene (IRL)																
14	CORTESE	1	120	0	1												
	Sandro (GER)																

19/09/2020 Odd points columns: Tissot Superpole Even points columns: Tissot Superpole Race

These data/results cannot be reproduced, stored and/or transmitted in whole or in part by any manner of electronic, mechanical, photocopying, recording, broadcasting or otherwise now known or herein after developed without the previous express consent by the copyright owner, except for reproduction in daily press and regular printed publications on sale to the public within 60 days of the event related to those data/results and always provided that copyright symbol appears together as follows below.

© DORNA WSBK ORGANIZATION Srl 2020

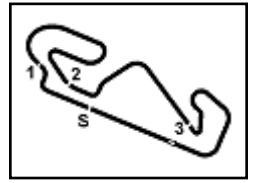
FIKR PERUGIA TIMING



Official Tyre Supplier



Official Timekeeper



Circuit de Barcelona 4.627 m

Acerbis Catalunya Round, 18 - 20 September 2020

Starting Grid - Race 1

20 Laps x 4,627 km = 92,540 km

Pos	Number	Rider Name	Team	Time
1	1	REA J.	Kawasaki	1'41.619
2	54	RAZGATLIOGLU T.	Yamaha	1'41.713
3	19	BAUTISTA A.	Honda	1'41.757
4	66	SYKES T.	BMW	1'41.823
5	60	VAN DER MARK M.	Yamaha	1'41.973
6	21	RINALDI M.	Ducati	1'42.216
7	45	REDDING S.	Ducati	1'42.222
8	22	LOWES A.	Kawasaki	1'42.259
9	76	BAZ L.	Yamaha	1'42.320
10	91	HASLAM L.	Honda	1'42.421
11	7	DAVIES C.	Ducati	1'42.422
12	50	LAVERTY E.	BMW	1'42.555
13	64	CARICASULO F.	Yamaha	1'42.586
14	12	FORES X.	Kawasaki	1'42.615
15	31	GERLOFF G.	Yamaha	1'42.663
16	20	BARRIER S.	Ducati	1'43.243
17	97	CAVALIERI S.	Ducati	1'43.493
18	87	ZANETTI L.	Ducati	1'44.086
19	13	TAKAHASHI T.	Honda	1'44.288
20	53	DEBISE V.	Kawasaki	1'45.035
21	94	FOLGER J.	Yamaha	

19/09/2020 The Race Director

These data/results cannot be reproduced, stored and/or transmitted in whole or in part by any manner of electronic, mechanical, photocopying, recording, broadcasting or otherwise now known or herein after developed without the previous express consent by the copyright owner, except for reproduction in daily press and regular printed publications on sale to the public within 60 days of the event related to those data/results and always provided that copyright symbol appears together as follows below.

© DORNA WSBK ORGANIZATION Srl 2020

FIAT PERUGIA TIMING



Official Tyre Supplier



Official Timekeeper