

## Acerbis Catalunya Round, 18 - 20 September 2020

### Results Warm Up

Circuit de Barcelona 4.627 m

1 / 2

No.	Rider	Nat	Team	Bike	Class	Time	Gap	Rel.	Laps	Speed	
										Avg	Max
1	60 M. VAN DER MARK	NED	PATA YAMAHA WorldSBK Official Team	Yamaha YZF R1		<b>1'42.325</b>			6	162,787	<b>318,6</b>
2	45 S. REDDING	GBR	ARUBA.IT Racing - Ducati	Ducati Panigale V4 R		<b>1'42.351</b>	0.026	0.026	8	162,746	<b>318,6</b>
3	21 M. RINALDI	ITA	Team GOELEVELN	Ducati Panigale V4 R	IND	<b>1'42.434</b>	0.109	0.083	8	162,614	<b>318,6</b>
4	19 A. BAUTISTA	ESP	Team HRC	Honda CBR1000RR-R		<b>1'42.445</b>	0.120	0.011	8	162,597	<b>325,3</b>
5	66 T. SYKES	GBR	BMW Motorrad WorldSBK Team	BMW S1000 RR		<b>1'42.523</b>	0.198	0.078	8	162,473	<b>317,6</b>
6	1 J. REA	GBR	Kawasaki Racing Team WorldSBK	Kawasaki ZX-10RR		<b>1'42.530</b>	0.205	0.007	8	162,462	<b>317,6</b>
7	76 L. BAZ	FRA	Ten Kate Racing Yamaha	Yamaha YZF R1	IND	<b>1'42.736</b>	0.411	0.206	8	162,136	<b>306,8</b>
8	7 C. DAVIES	GBR	ARUBA.IT Racing - Ducati	Ducati Panigale V4 R		<b>1'42.744</b>	0.419	0.008	8	162,123	<b>324,3</b>
9	91 L. HASLAM	GBR	Team HRC	Honda CBR1000RR-R		<b>1'42.839</b>	0.514	0.095	8	161,974	<b>321,4</b>
10	31 G. GERLOFF	USA	GRT Yamaha WorldSBK Junior Team	Yamaha YZF R1	IND	<b>1'42.904</b>	0.579	0.065	8	161,871	<b>315,8</b>
11	94 J. FOLGER	GER	Bonovo Action by MGM Racing	Yamaha YZF R1	IND	<b>1'42.945</b>	0.620	0.041	8	161,807	<b>316,7</b>
12	64 F. CARICASULO	ITA	GRT Yamaha WorldSBK Junior Team	Yamaha YZF R1	IND	<b>1'42.959</b>	0.634	0.014	8	161,785	<b>315,8</b>
13	22 A. LOWES	GBR	Kawasaki Racing Team WorldSBK	Kawasaki ZX-10RR		<b>1'43.045</b>	0.720	0.086	8	161,650	<b>314,0</b>
14	50 E. LAVERTY	IRL	BMW Motorrad WorldSBK Team	BMW S1000 RR		<b>1'43.246</b>	0.921	0.201	5	161,335	<b>318,6</b>
15	87 L. ZANETTI	ITA	Motocorsa Racing	Ducati Panigale V4 R	IND	<b>1'44.041</b>	1.716	0.795	8	160,102	<b>313,0</b>
16	53 V. DEBISE	FRA	OUTDO Kawasaki TPR	Kawasaki ZX-10RR	IND	<b>1'44.402</b>	2.077	0.361	8	159,549	<b>314,9</b>
17	97 S. CAVALIERI	ITA	Barni Racing Team	Ducati Panigale V4 R	IND	<b>1'44.544</b>	2.219	0.142	8	159,332	<b>318,6</b>
18	13 T. TAKAHASHI	JPN	MIE Racing HONDA Team	Honda CBR1000RR-R	IND	<b>1'44.665</b>	2.340	0.121	8	159,148	<b>306,8</b>
19	20 S. BARRIER	FRA	Brixx Performance	Ducati Panigale V4 R	IND	<b>1'44.709</b>	2.384	0.044	6	159,081	<b>316,7</b>
20	12 X. FORES	ESP	Kawasaki Puccetti Racing	Kawasaki ZX-10RR	IND	<b>1'48.140</b>	5.815	3.431	2	154,034	<b>311,2</b>
21	54 T. RAZGATLIOGLU	TUR	PATA YAMAHA WorldSBK Official Team	Yamaha YZF R1					1		<b>310,3</b>

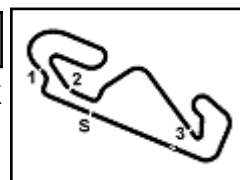
AIR	Humidity:	78%	Temp:	19°C
TRACK	Condition:	Dry	Temp:	19°C

Records	Pole (SP)	2020 J.Rea	1'41.619	163,920	Km/h
	Race (RC1)	2020 J.Rea	1'42.797	162,040	Km/h
	All Times (SP)	2020 J.Rea	1'41.619	163,920	Km/h

Start 09:00 End 09:16 The results are provisional until the end of the time limit for protests and appeals and the completion of the technical checks.

These data/results cannot be reproduced, stored and/or transmitted in whole or in part by any manner of electronic, mechanical, photocopying, recording, broadcasting or otherwise now known or herein after developed without the previous express consent by the copyright owner, except for reproduction in daily press and regular printed publications on sale to the public within 60 days of the event related to those data/results and always provided that copyright symbol appears together as follows below.

© DORNA WSBK ORGANIZATION Srl 2020



## Acerbis Catalunya Round, 18 - 20 September 2020

### Results Warm Up

Circuit de Barcelona 4.627 m

2 / 2

#### Session Highlights

Local Time	No. Rider	Description
09.00.00		Start
09.00.05		WorldSBK Pit Intervention Time: 1min 6secs
09.02.00	12 X. <b>FORES</b>	Technical Problem
09.04.10	22 A. <b>LOWES</b>	Current Lap Cancelled - Exceeded Track Limits - Turn 2
09.05.36	31 G. <b>GERLOFF</b>	Current Lap Cancelled - Exceeded Track Limits - Turn 2
09.06.59	31 G. <b>GERLOFF</b>	Lap Cancelled (1'43.059) - Exceeded Track Limits - Turn 9
09.07.49	13 T. <b>TAKAHASHI</b>	On Asphalt - Re-Joined - Turn 10
09.08.42	54 T. <b>RAZGATLIOGLU</b>	Crashed - Turn 13
09.10.44	54 T. <b>RAZGATLIOGLU</b>	Medical Centre
09.11.23	94 J. <b>FOLGER</b>	Current Lap Cancelled - Exceeded Track Limits - Turn 2
09.12.56	87 L. <b>ZANETTI</b>	Current Lap Cancelled - Exceeded Track Limits - Turn 2
09.14.44	97 S. <b>CAVALIERI</b>	Current Lap Cancelled - Exceeded Track Limits - Turn 2
09.16.55		End Of Session

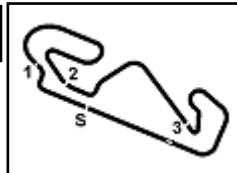
#### Fastest Laps Sequence

No.	Rider	Nat	Team	Bike	Local Time	Time	Gap	Avg
76	L. <b>BAZ</b>	FRA	Ten Kate Racing Yamaha	Yamaha YZF R1	09:03'36.256	<b>1'43.002</b>		161,717
19	A. <b>BAUTISTA</b>	ESP	Team HRC	Honda CBR1000RR-R	09:03'54.377	<b>1'42.951</b>	-0.051	161,797
1	J. <b>REA</b>	GBR	Kawasaki Racing Team WorldSBK	Kawasaki ZX-10RR	09:03'56.452	<b>1'42.820</b>	-0.131	162,004
60	M. <b>VAN DER MARK</b>	NED	PATA YAMAHA WorldSBK Official Team	Yamaha YZF R1	09:05'19.340	<b>1'42.530</b>	-0.290	162,462
66	T. <b>SYKES</b>	GBR	BMW Motorrad WorldSBK Team	BMW S1000 RR	09:06'06.300	<b>1'42.523</b>	-0.007	162,473
21	M. <b>RINALDI</b>	ITA	Team GOELEVELN	Ducati Panigale V4 R	09:07'47.943	<b>1'42.439</b>	-0.084	162,606
60	M. <b>VAN DER MARK</b>	NED	PATA YAMAHA WorldSBK Official Team	Yamaha YZF R1	09:13'21.586	<b>1'42.325</b>	-0.114	162,787

Start 09:00 End 09:16 The results are provisional until the end of the time limit for protests and appeals and the completion of the technical checks.

These data/results cannot be reproduced, stored and/or transmitted in whole or in part by any manner of electronic, mechanical, photocopying, recording, broadcasting or otherwise now known or herein after developed without the previous express consent by the copyright owner, except for reproduction in daily press and regular printed publications on sale to the public within 60 days of the event related to those data/results and always provided that copyright symbol appears together as follows below.

© DORNA WSBK ORGANIZATION Srl 2020



## Acerbis Catalunya Round, 18 - 20 September 2020 Best Sectors & Speed Warm Up

Circuit de Barcelona 4.627 m

BEST LAP			
1	60 M. VAN DER MARK	Yamaha YZF R1	1'42.325
2	45 S. REDDING	Ducati Panigale V4 R	1'42.351
3	21 M. RINALDI	Ducati Panigale V4 R	1'42.434
4	19 A. BAUTISTA	Honda CBR1000RR-R	1'42.445
5	66 T. SYKES	BMW S1000 RR	1'42.523
6	1 J. REA	Kawasaki ZX-10RR	1'42.530
7	76 L. BAZ	Yamaha YZF R1	1'42.736
8	7 C. DAVIES	Ducati Panigale V4 R	1'42.744
9	91 L. HASLAM	Honda CBR1000RR-R	1'42.839
10	31 G. GERLOFF	Yamaha YZF R1	1'42.904
11	94 J. FOLGER	Yamaha YZF R1	1'42.945
12	64 F. CARICASULO	Yamaha YZF R1	1'42.959
13	22 A. LOWES	Kawasaki ZX-10RR	1'43.045
14	50 E. LAVERTY	BMW S1000 RR	1'43.246
15	87 L. ZANETTI	Ducati Panigale V4 R	1'44.041
16	53 V. DEBISE	Kawasaki ZX-10RR	1'44.402
17	97 S. CAVALIERI	Ducati Panigale V4 R	1'44.544
18	13 T. TAKAHASHI	Honda CBR1000RR-R	1'44.665
19	20 S. BARRIER	Ducati Panigale V4 R	1'44.709
20	12 X. FORES	Kawasaki ZX-10RR	1'48.140
21	54 T. RAZGATLIOGLU	Yamaha YZF R1	

SPEED			
1	19 A. BAUTISTA	Honda CBR1000RR-R	325,3
2	7 C. DAVIES	Ducati Panigale V4 R	324,3
3	91 L. HASLAM	Honda CBR1000RR-R	321,4
4	50 E. LAVERTY	BMW S1000 RR	318,6
5	60 M. VAN DER MARK	Yamaha YZF R1	318,6
6	21 M. RINALDI	Ducati Panigale V4 R	318,6
7	97 S. CAVALIERI	Ducati Panigale V4 R	318,6
8	45 S. REDDING	Ducati Panigale V4 R	318,6
9	66 T. SYKES	BMW S1000 RR	317,6
10	1 J. REA	Kawasaki ZX-10RR	317,6
11	94 J. FOLGER	Yamaha YZF R1	316,7
12	20 S. BARRIER	Ducati Panigale V4 R	316,7
13	31 G. GERLOFF	Yamaha YZF R1	315,8
14	64 F. CARICASULO	Yamaha YZF R1	315,8
15	53 V. DEBISE	Kawasaki ZX-10RR	314,9
16	22 A. LOWES	Kawasaki ZX-10RR	314,0
17	87 L. ZANETTI	Ducati Panigale V4 R	313,0
18	12 X. FORES	Kawasaki ZX-10RR	311,2
19	54 T. RAZGATLIOGLU	Yamaha YZF R1	310,3
20	13 T. TAKAHASHI	Honda CBR1000RR-R	306,8
21	76 L. BAZ	Yamaha YZF R1	306,8

SEG. 1		SEG. 2		SEG. 3		SEG. 4		
1	19 A. BAUTISTA	17.498	1	60 M. VAN DER MARK	31.895	1	66 T. SYKES	31.268
2	45 S. REDDING	17.536	2	66 T. SYKES	32.118	2	7 C. DAVIES	31.296
3	7 C. DAVIES	17.550	3	91 L. HASLAM	32.166	3	94 J. FOLGER	31.313
4	21 M. RINALDI	17.583	4	76 L. BAZ	32.178	4	76 L. BAZ	31.316
5	54 T. RAZGATLIOGLU	17.629	5	1 J. REA	32.180	5	31 G. GERLOFF	31.334
6	60 M. VAN DER MARK	17.651	6	21 M. RINALDI	32.187	6	60 M. VAN DER MARK	31.349
7	64 F. CARICASULO	17.663	7	19 A. BAUTISTA	32.220	7	19 A. BAUTISTA	31.352
8	1 J. REA	17.690	8	54 T. RAZGATLIOGLU	32.245	8	21 M. RINALDI	31.359
9	31 G. GERLOFF	17.714	9	22 A. LOWES	32.248	9	45 S. REDDING	31.365
10	66 T. SYKES	17.731	10	31 G. GERLOFF	32.307	10	60 M. VAN DER MARK	31.406
11	94 J. FOLGER	17.734	11	64 F. CARICASULO	32.336	11	91 L. HASLAM	31.432
12	76 L. BAZ	17.741	12	94 J. FOLGER	32.341	12	54 T. RAZGATLIOGLU	31.525
13	50 E. LAVERTY	17.795	13	45 S. REDDING	32.370	13	22 A. LOWES	31.529
14	91 L. HASLAM	17.797	14	50 E. LAVERTY	32.451	14	7 C. DAVIES	31.569
15	22 A. LOWES	17.808	15	7 C. DAVIES	32.465	15	50 E. LAVERTY	31.628
16	87 L. ZANETTI	17.864	16	53 V. DEBISE	32.598	16	87 L. ZANETTI	31.863
17	97 S. CAVALIERI	17.893	17	87 L. ZANETTI	32.722	17	53 V. DEBISE	31.969
18	53 V. DEBISE	18.013	18	13 T. TAKAHASHI	32.747	18	13 T. TAKAHASHI	32.012
19	20 S. BARRIER	18.065	19	20 S. BARRIER	32.772	19	97 S. CAVALIERI	32.019
20	13 T. TAKAHASHI	18.073	20	97 S. CAVALIERI	32.963	20	20 S. BARRIER	32.114
21	12 X. FORES	18.138	21	12 X. FORES	33.113	21	12 X. FORES	35.422

20/09/2020

These data/results cannot be reproduced, stored and/or transmitted in whole or in part by any manner of electronic, mechanical, photocopying, recording, broadcasting or otherwise now known or herein after developed without the previous express consent by the copyright owner, except for reproduction in daily press and regular printed publications on sale to the public within 60 days of the event related to those data/results and always provided that copyright symbol appears together as follows below.

© DORNA WSBK ORGANIZATION Srl 2020



## Acerbis Catalunya Round, 18 - 20 September 2020

### Ideal Times Warm Up

Circuit de Barcelona 4.627 m

No.	Rider	Nat	Bike	Seg. 1	Seg. 2	Seg. 3	Seg. 4	Ideal Time				
				Diff. 1	Diff. 2	Diff. 3	Diff. 4	Best Lap	Pos.	Diff.		
1	<b>60 M. VAN DER MARK</b>	NED	Yamaha YZF R1	17.651 +0.165	<b>31.895</b>	21.242 +0.019	31.349 +0.004	<b>1'42.137</b> 1'42.325	1	0.188		
2	<b>21 M. RINALDI</b>	ITA	Ducati Panigale V4 R	17.583 +0.069	32.187 +0.092	21.109	31.359 +0.035	<b>1'42.238</b> 1'42.434	3	0.196		
3	<b>19 A. BAUTISTA</b>	ESP	Honda CBR1000RR-R	<b>17.498</b>	32.220	21.170 +0.009	31.352 +0.196	<b>1'42.240</b> 1'42.445	4	0.205		
4	<b>45 S. REDDING</b>	GBR	Ducati Panigale V4 R	17.536	32.370	<b>21.027</b>	31.365 +0.053	<b>1'42.298</b> 1'42.351	2	0.053		
5	<b>66 T. SYKES</b>	GBR	BMW S1000 RR	17.731 +0.141	32.118	21.183 +0.082	<b>31.268</b>	<b>1'42.300</b> 1'42.523	5	0.223		
6	<b>1 J. REA</b>	GBR	Kawasaki ZX-10RR	17.690 +0.018	32.180 +0.010	21.090	31.406 +0.136	<b>1'42.366</b> 1'42.530	6	0.164		
7	<b>31 G. GERLOFF</b>	USA	Yamaha YZF R1	17.714 +0.042	32.307	21.129	31.334 +0.378	<b>1'42.484</b> 1'42.904	10	0.420		
8	<b>76 L. BAZ</b>	FRA	Yamaha YZF R1	17.741	32.178 +0.152	21.302 +0.047	31.316	<b>1'42.537</b> 1'42.736	7	0.199		
9	<b>64 F. CARICASULO</b>	ITA	Yamaha YZF R1	17.663 +0.049	32.336 +0.083	21.249 +0.060	31.296 +0.223	<b>1'42.544</b> 1'42.959	12	0.415		
10	<b>91 L. HASLAM</b>	GBR	Honda CBR1000RR-R	17.797 +0.054	32.166 +0.115	21.193 +0.071	31.432 +0.011	<b>1'42.588</b> 1'42.839	9	0.251		
11	<b>7 C. DAVIES</b>	GBR	Ducati Panigale V4 R	17.550 +0.057	32.465	21.068 +0.035	31.569	<b>1'42.652</b> 1'42.744	8	0.092		
12	<b>94 J. FOLGER</b>	GER	Yamaha YZF R1	17.734 +0.008	32.341	21.339 +0.030	31.313 +0.180	<b>1'42.727</b> 1'42.945	11	0.218		
13	<b>22 A. LOWES</b>	GBR	Kawasaki ZX-10RR	17.808 +0.172	32.248	21.255 +0.033	31.529	<b>1'42.840</b> 1'43.045	13	0.205		
14	<b>50 E. LAVERTY</b>	IRL	BMW S1000 RR	17.795 +0.077	32.451	21.295	31.628	<b>1'43.169</b> 1'43.246	14	0.077		
15	<b>87 L. ZANETTI</b>	ITA	Ducati Panigale V4 R	17.864	32.722 +0.032	21.307 +0.133	31.863 +0.120	<b>1'43.756</b> 1'44.041	15	0.285		
16	<b>53 V. DEBISE</b>	FRA	Kawasaki ZX-10RR	18.013 +0.199	32.598	21.615 +0.008	31.969	<b>1'44.195</b> 1'44.402	16	0.207		
17	<b>97 S. CAVALIERI</b>	ITA	Ducati Panigale V4 R	17.893 +0.012	32.963 +0.036	21.607	32.019 +0.014	<b>1'44.482</b> 1'44.544	17	0.062		
18	<b>13 T. TAKAHASHI</b>	JPN	Honda CBR1000RR-R	18.073	32.747	21.679 +0.136	32.012 +0.018	<b>1'44.511</b> 1'44.665	18	0.154		
19	<b>20 S. BARRIER</b>	FRA	Ducati Panigale V4 R	18.065	32.772	21.627	32.114 +0.131	<b>1'44.578</b> 1'44.709	19	0.131		
20	<b>12 X. FORES</b>	ESP	Kawasaki ZX-10RR	18.138	33.113	21.467	35.422	<b>1'48.140</b> 1'48.140	20			
	<b>54 T. RAZGATLIOGLU</b>	TUR	Yamaha YZF R1	One or more sectors missing								
<b>Overall Ideal Time</b>				17.498	31.895	21.027	31.268	<b>1'41.688</b>				

20/09/2020

These data/results cannot be reproduced, stored and/or transmitted in whole or in part by any manner of electronic, mechanical, photocopying, recording, broadcasting or otherwise now known or herein after developed without the previous express consent by the copyright owner, except for reproduction in daily press and regular printed publications on sale to the public within 60 days of the event related to those data/results and always provided that copyright symbol appears together as follows below.

© DORNA WSBK ORGANIZATION Srl 2020

FICR PERUGIA TIMING

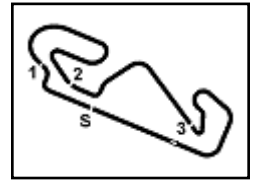


Official Tyre Supplier



Official Timekeeper





## Acerbis Catalunya Round, 18 - 20 September 2020

### Chronological Analysis Warm Up

Circuit de Barcelona 4.627 m

5	17.812	32.469	21.389	31.535	1'43.205	<b>316,7</b>	9:09'23.729
6	<b>17.734</b>	32.472	21.529	31.744	1'43.479	315,8	9:11'07.208
7	18.578	35.539	23.191	31.828	1'49.136C	315,8	9:12'56.344
8	17.810	32.550	21.470	31.821	1'43.651	314,9	9:14'39.995
9	17.790	32.441	<b>21.339</b>	31.699	1'43.269	313,0	9:16'23.264

12° 64 F. CARICASULO (1'42.959)							
Lap	Seg.1	Seg.2	Seg.3	Seg.4	Lap Time	km/h	Local Time
1		34.011	22.163	31.839		198,9	9:01'56.142
2	18.108	33.117	21.637	32.019	1'44.881	305,1	9:03'41.023
3	18.015	32.532	21.428	31.409	1'43.384	313,0	9:05'24.407
4	17.748	32.593	21.348	<b>31.296</b>	1'42.985	<b>315,8</b>	9:07'07.392
5	17.800	32.455	21.303	31.763	1'43.321	314,9	9:08'50.713
6	<b>17.663</b>	32.394	<b>21.249</b>	31.662	1'42.968	314,0	9:10'33.681
7	17.712	32.419	21.309	31.519	<b>1'42.959</b>	313,0	9:12'16.640
8	17.778	<b>32.336</b>	21.362	32.009	1'43.485	313,0	9:14'00.125
9	17.781	32.681	21.397	31.710	1'43.569	313,0	9:15'43.694

13° 22 A. LOWES (1'43.045)							
Lap	Seg.1	Seg.2	Seg.3	Seg.4	Lap Time	km/h	Local Time
1		35.499	24.060	32.962		158,6	9:02'08.588
2	18.009	32.637	<b>21.255</b>	32.246	1'44.147	312,1	9:03'52.735
3	21.954	35.605	21.786	31.980	1'51.325C	298,3	9:05'44.060
4	17.929	32.318	21.546	31.666	1'43.459	<b>314,0</b>	9:07'27.519
5	17.812	32.378	21.301	31.673	1'43.164	313,0	9:09'10.683
6	17.956	32.392	21.353	31.600	1'43.301	<b>314,0</b>	9:10'53.984
7	17.960	32.349	21.279	31.542	1'43.130	312,1	9:12'37.114
8	17.980	<b>32.248</b>	21.288	<b>31.529</b>	<b>1'43.045</b>	313,0	9:14'20.159
9	<b>17.808</b>	32.355	21.298	31.635	1'43.096	310,3	9:16'03.255

14° 50 E. LAVERTY (1'43.246)							
Lap	Seg.1	Seg.2	Seg.3	Seg.4	Lap Time	km/h	Local Time
1		35.132	22.270	32.306		208,5	9:01'54.912
2	17.974	32.576	21.448	31.660	1'43.658	315,8	9:03'38.570
3	<b>17.795</b>	32.591	21.376	31.764	1'43.526	<b>318,6</b>	9:05'22.096
4	17.869	32.554	21.339	44.530	1'56.292P	317,6	9:07'18.388
5	4'39.175	33.343	21.617	31.899	6'06.034P	200,4	9:13'24.422
6	17.872	<b>32.451</b>	<b>21.295</b>	<b>31.628</b>	<b>1'43.246</b>	315,8	9:15'07.668

15° 87 L. ZANETTI (1'44.041)							
Lap	Seg.1	Seg.2	Seg.3	Seg.4	Lap Time	km/h	Local Time
1		34.670	22.331	38.149		196,0	9:02'04.878
2	18.471	33.789	21.949	36.102	1'50.311	300,8	9:03'55.189
3	18.072	32.818	21.512	32.864	1'45.266	304,2	9:05'40.455
4	18.136	<b>32.722</b>	21.581	<b>31.863</b>	1'44.302	304,2	9:07'24.757
5	18.015	33.614	21.859	32.687	1'46.175	305,1	9:09'10.932
6	17.966	32.761	<b>21.307</b>	32.011	1'44.045	309,5	9:10'54.977
7	<b>17.864</b>	32.754	21.440	31.983	<b>1'44.041</b>	307,7	9:12'39.018
8	20.195	34.947	21.702	36.165	1'53.009C	303,4	9:14'32.027
9	17.993	33.053	21.704	32.124	1'44.874	<b>313,0</b>	9:16'16.901

16° 53 V. DEBISE (1'44.402)							
Lap	Seg.1	Seg.2	Seg.3	Seg.4	Lap Time	km/h	Local Time
1		34.239	22.447	32.422		205,7	9:01'55.828
2	18.271	33.439	22.004	32.088	1'45.802	309,5	9:03'41.630
3	18.372	33.050	21.898	32.182	1'45.502	311,2	9:05'27.132
4	<b>18.013</b>	32.925	21.895	32.203	1'45.036	<b>314,9</b>	9:07'12.168
5	18.216	32.955	<b>21.615</b>	32.957	1'45.743	312,1	9:08'57.911
6	18.173	32.912	21.953	32.222	1'45.260	305,9	9:10'43.171
7	18.122	32.993	21.970	32.092	1'45.177	305,9	9:12'28.348
8	18.162	32.781	21.642	32.089	1'44.674	307,7	9:14'13.022
9	18.212	<b>32.598</b>	21.623	<b>31.969</b>	<b>1'44.402</b>	304,2	9:15'57.424

17° 97 S. CAVALIERI (1'44.544)							
Lap	Seg.1	Seg.2	Seg.3	Seg.4	Lap Time	km/h	Local Time
1		34.146	22.934	32.758		203,0	9:01'57.478
2	18.155	33.155	21.930	32.040	1'45.280	309,5	9:03'42.758
3	<b>17.893</b>	33.077	21.735	32.044	1'44.749	317,6	9:05'27.507
4	19.563	37.044	22.673	41.297	2'00.577	286,5	9:07'28.084
5	17.952	33.020	21.700	32.056	1'44.728	316,7	9:09'12.812
6	17.905	32.999	<b>21.607</b>	32.033	<b>1'44.544</b>	317,6	9:10'57.356
7	17.943	33.122	21.681	<b>32.019</b>	1'44.765	<b>318,6</b>	9:12'42.121
8	17.954	<b>32.963</b>	21.764	32.167	1'44.848	316,7	9:14'26.969
9	19.381	37.858	22.078	33.259	1'52.576C	307,7	9:16'19.545

18° 13 T. TAKAHASHI (1'44.665)							
Lap	Seg.1	Seg.2	Seg.3	Seg.4	Lap Time	km/h	Local Time
1		37.059	24.231	34.460		179,1	9:02'32.108
2	18.773	33.569	22.183	32.318	1'46.843	296,7	9:04'18.951
3	18.480	32.867	21.908	32.140	1'45.395	305,9	9:06'04.346
4	18.200	34.987	21.791	40.639	1'55.617	305,9	9:07'59.963
5	18.678	32.953	21.716	32.157	1'45.504	<b>306,8</b>	9:09'45.467
6	18.082	32.802	21.740	32.155	1'44.779	<b>306,8</b>	9:11'30.246
7	18.273	32.783	<b>21.679</b>	<b>32.012</b>	1'44.747	305,1	9:13'14.993
8	<b>18.073</b>	<b>32.747</b>	21.815	32.030	<b>1'44.665</b>	304,2	9:14'59.658
9	18.109	32.838	21.737	32.037	1'44.721	<b>306,8</b>	9:16'44.379

19° 20 S. BARRIER (1'44.709)							
Lap	Seg.1	Seg.2	Seg.3	Seg.4	Lap Time	km/h	Local Time
1		34.678	22.527	32.694		207,7	9:01'55.379
2	18.444	33.325	21.968	32.268	1'46.005	305,1	9:03'41.384
3	18.212	33.151	21.939	32.355	1'45.657	309,5	9:05'27.041
4	18.701	33.240	21.951	44.316	1'58.208P	<b>316,7</b>	9:07'25.249
5	2'43.616	33.583	22.098	<b>32.114</b>	4'11.411P	203,0	9:11'36.660
6	18.081	32.963	21.683	32.177	1'44.904	314,0	9:13'21.564
7	<b>18.065</b>	<b>32.772</b>	<b>21.627</b>	32.245	<b>1'44.709</b>	308,6	9:15'06.273

20° 12 X. FORES (1'48.140)							
Lap	Seg.1	Seg.2	Seg.3	Seg.4	Lap Time	km/h	Local Time
1		58.832	1'24.034	2'01.120		129,7	9:04'57.145
2	8'00.587	34.601	22.946	36.496	9'34.630P	205,7	9:14'31.775
3	<b>18.138</b>	<b>33.113</b>	<b>21.467</b>	<b>35.422</b>	<b>1'48.140</b>	<b>311,2</b>	9:16'19.915

21° 54 T. RAZGATLIOGLU							
Lap	Seg.1	Seg.2	Seg.3	Seg.4	Lap Time	km/h	Local Time
1		34.691	22.130	44.678		202,2	9:02'24.273
2	2'59.289	33.784	21.969	<b>31.525</b>	4'26.567P	198,5	9:06'50.840

20/09/2020 P = Pits In/Out - C = Lap Time Cancelled

These data/results cannot be reproduced, stored and/or transmitted in whole or in part by any manner of electronic, mechanical, photocopying, recording, broadcasting or otherwise now known or herein after developed without the previous express consent by the copyright owner, except for reproduction in daily press and regular printed publications on sale to the public within 60 days of the event related to those data/results and always provided that copyright symbol appears together as follows below.

© DORNA WSBK ORGANIZATION Srl 2020

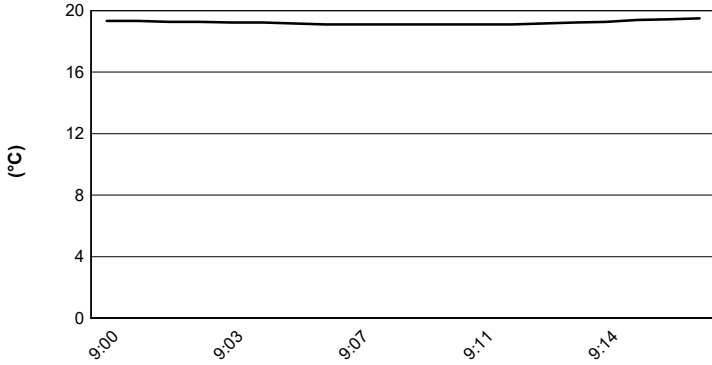
## Acerbis Catalunya Round, 18 - 20 September 2020

### Weather Report Warm Up

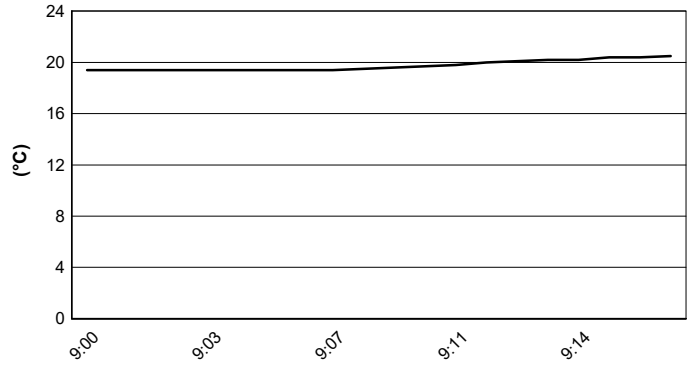
Session started 09:00 - Session ended 9:16

Circuit de Barcelona 4.627 m

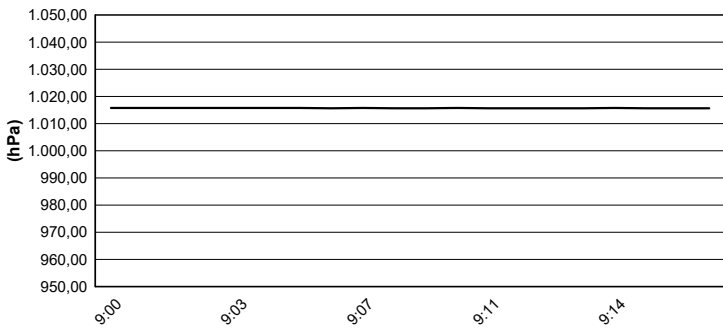
#### Air Temperature



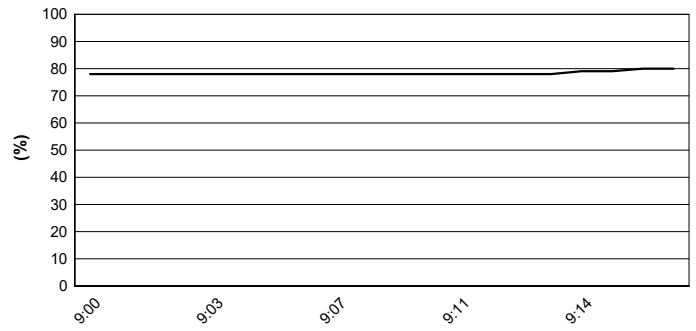
#### Track Temperature



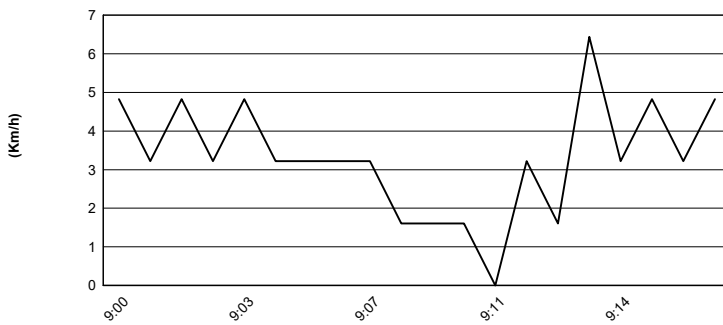
#### Air Pressure



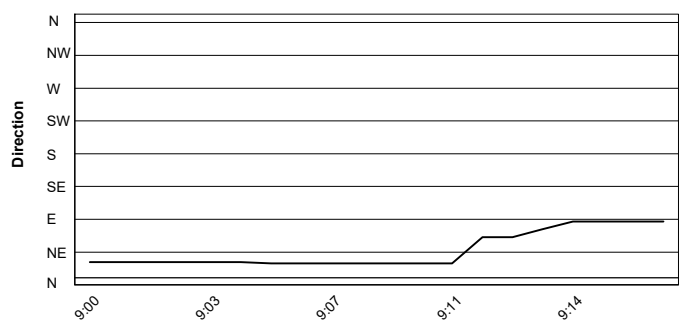
#### Humidity



#### Wind Speed



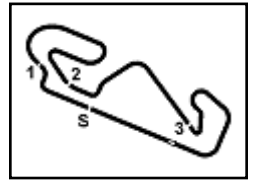
#### Wind Direction



20/09/2020

These data/results cannot be reproduced, stored and/or transmitted in whole or in part by any manner of electronic, mechanical, photocopying, recording, broadcasting or otherwise now known or herein after developed without the previous express consent by the copyright owner, except for reproduction in daily press and regular printed publications on sale to the public within 60 days of the event related to those data/results and always provided that copyright symbol appears together as follows below.

© DORNA WSBK ORGANIZATION Srl 2020




Circuit de Barcelona 4.627 m

## Acerbis Catalunya Round, 18 - 20 September 2020

### Starting Grid - Tissot Superpole Race

10 Laps x 4,627 km = 46,270 km



1	1 REA J. Kawasaki 1'41.619	2	19 BAUTISTA A. Honda 1'41.757	3	66 SYKES T. BMW 1'41.823	
2	4	60 VAN DER MARK M. Yamaha 1'41.973	5	21 RINALDI M. Ducati 1'42.216	6	45 REDDING S. Ducati 1'42.222
3	7	22 LOWES A. Kawasaki 1'42.259	8	76 BAZ L. Yamaha 1'42.320	9	91 HASLAM L. Honda 1'42.421
4	10	7 DAVIES C. Ducati 1'42.422	11	50 LAVERTY E. BMW 1'42.555	12	64 CARICASULO F. Yamaha 1'42.586
5	13	12 FORES X. Kawasaki 1'42.615	14	31 GERLOFF G. Yamaha 1'42.663	15	20 BARRIER S. Ducati 1'43.243
6	16	97 CAVALIERI S. Ducati 1'43.493	17	87 ZANETTI L. Ducati 1'44.086	18	13 TAKAHASHI T. Honda 1'44.288
7	19	53 DEBISE V. Kawasaki 1'45.035	20	94 FOLGER J. Yamaha		

N.51 (Razgatioglu T.) will not take part in the race. Declared unfit after WUP

20/09/2020 The Race Director .....

These data/results cannot be reproduced, stored and/or transmitted in whole or in part by any manner of electronic, mechanical, photocopying, recording, broadcasting or otherwise now known or herein after developed without the previous express consent by the copyright owner, except for reproduction in daily press and regular printed publications on sale to the public within 60 days of the event related to those data/results and always provided that copyright symbol appears together as follows below.

© DORNA WSBK ORGANIZATION Srl 2020

FKR PERUGIA TIMING



Official Tyre Supplier



Official Timekeeper