

Acerbis Catalunya Round, 18 - 20 September 2020

Results Race 2

Laps 17 = 78,659 Km - Time of Race 30'11.013 - Avg. 156,361 km/h

Pos	Grid	No. Rider	Nat	Team	Bike	Class	LL	Gap	Rel.	Fastest Lap	Speed	Qualifying	Speed
1	1	55 A. LOCATELLI	ITA	BARDAHL Evan Bros. WorldSSP Team	Yamaha YZF R6		17			1'45.926	279,8	1'44.958	276,9
2	2	44 L. MAHIAS	FRA	Kawasaki Puccetti Racing	Kawasaki ZX-6R		17	2.159	2.159	1'46.042	278,4	1'44.989	270,7
3	6	5 P. OETTL	GER	Kawasaki Puccetti Racing	Kawasaki ZX-6R		17	4.252	2.093	1'45.944	274,1	1'45.576	282,7
4	5	3 R. DE ROSA	ITA	MV Agusta Reparto Corse	MV Agusta F3 675		17	5.086	0.834	1'46.113	278,4	1'45.501	274,1
5	11	4 S. ODENDAAL	RSA	EAB Ten Kate Racing	Yamaha YZF R6		17	7.847	2.761	1'45.982	281,3	1'46.279	275,5
6	8	32 I. VINALES	ESP	Kallio Racing	Yamaha YZF R6		17	8.195	0.348	1'45.907	285,0	1'45.921	268,7
7	P 4	81 M. GONZALEZ	ESP	Kawasaki ParkinGO Team	Kawasaki ZX-6R		17	9.845	1.650	1'46.062	278,4	1'45.297	272,7
8	3	94 C. PEROLARI	FRA	GMT94 Yamaha	Yamaha YZF R6		17	10.208	0.363	1'46.132	275,5	1'45.204	278,4
9	10	99 D. WEBB	GBR	WRP Wepol Racing	Yamaha YZF R6		17	12.732	2.524	1'46.208	274,8	1'46.160	272,7
10	9	38 H. SOOMER	EST	Kallio Racing	Yamaha YZF R6		17	14.231	1.499	1'46.273	278,4	1'46.086	270,7
11	17	56 P. SEBESTYEN	HUN	OXXO Yamaha Team Toth	Yamaha YZF R6		17	15.245	1.014	1'46.548	272,0	1'46.673	268,0
12	14	47 A. BASSANI	ITA	Soradis Yamaha Motoxtracing	Yamaha YZF R6	*	17	18.917	3.672	1'46.592	277,6	1'46.517	277,6
13	16	34 K. MANFREDI	ITA	Altogoo Racing Team	Yamaha YZF R6	*	17	18.989	0.072	1'46.626	277,6	1'46.625	276,9
14	13	25 A. VERDOIA	FRA	bLU cRU WorldSSP by MS Racing	Yamaha YZF R6		17	27.009	8.020	1'47.186	269,3	1'46.466	271,4
15	21	84 L. CRESSON	BEL	OXXO Yamaha Team Toth	Yamaha YZF R6		17	32.532	5.523	1'47.257	275,5	1'47.641	270,7
16	25	30 G. VAN STRAALEN	NED	MPM Routz Racing Team	Yamaha YZF R6		17	32.576	0.044	1'47.482	276,9	1'48.321	276,9
17	20	77 M. PONS	ESP	Dynavolt Honda	Honda CBR600RR		17	32.603	0.027	1'47.651	274,8	1'47.245	270,7
18	22	12 A. RUIZ CARRANZA	ESP	EMPERADOR Racing Team	Yamaha YZF R6	*	17	32.810	0.207	1'47.287	279,8	1'47.779	275,5
19	24	2 L. MONTELLA	ITA	DK MOTORSPORT	Yamaha YZF R6	*	17	42.222	9.412	1'47.667	271,4	1'48.160	264,1
20	23	57 G. ERILL	ESP	DEZA-ISMABON Racing Team	Kawasaki ZX-6R		17	55.646	13.424	1'48.686	262,8	1'48.119	265,4
-----Not Classified-----													
RET	26	22 F. FULIGNI	ITA	MV Agusta Reparto Corse	MV Agusta F3 675		15	2 Laps		1'47.379	276,9		260,9
RET	12	85 O. GUTIERREZ IGLESIAS	ESP	GMT94 Yamaha	Yamaha YZF R6		2	15 Laps		1'47.150	269,3	1'46.447	274,8
RET	7	11 K. SMITH	GBR	GMT94 Yamaha	Yamaha YZF R6		2	15 Laps		1'47.046	284,2	1'45.890	272,0
RET	18	9 G. HENDRA PRATAMA	INA	bLU cRU WorldSSP by MS Racing	Yamaha YZF R6		1	16 Laps			272,0	1'47.062	274,8
RET	19	52 P. HOBELSBERGER	GER	Dynavolt Honda	Honda CBR600RR		0				233,8	1'47.213	271,4
RET	15	61 C. ONCU	TUR	Turkish Racing Team	Kawasaki ZX-6R		0					1'46.554	270,7

AIR	Humidity:	54%	Temp:	25°C
TRACK	Condition:	Dry	Temp:	38°C

Records	Pole (SP)	2020	A. Locatelli	1'44.958	158,70 Km/h
	Race (RC1)	2020	A. Locatelli	1'45.869	157,34 Km/h
	All Times (SP)	2020	A. Locatelli	1'44.958	158,70 Km/h
Race Fastest Lap		Lap 4	I. Vinales	1'45.907	157,28 Km/h

LAP LEADERS				
No. Rider	From	To	Laps	Total
5 P. OETTL	1	1	1	
44 L. MAHIAS	2	7	6	6
5 P. OETTL	8	9	2	3
55 A. LOCATELLI	10	17	8	8

TOTAL LEADER LAPS	
No. Rider	Laps
55 A. LOCATELLI	131
16 J. CLUZEL	20
44 L. MAHIAS	10
5 P. OETTL	3
74 J. VAN SIKKELERUS	1
94 C. PEROLARI	1

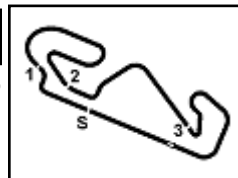
* WorldSSP Challenge

Start 12:30 End 13:02 The results are provisional until the end of the time limit for protests and appeals and the completion of the technical checks.

20/09/2020

These data/results cannot be reproduced, stored and/or transmitted in whole or in part by any manner of electronic, mechanical, photocopying, recording, broadcasting or otherwise now known or herein after developed without the previous express consent by the copyright owner, except for reproduction in daily press and regular printed publications on sale to the public within 60 days of the event related to those data/results and always provided that copyright symbol appears together as follows below.

© DORNA WSBK ORGANIZATION Srl 2020



Acerbis Catalunya Round, 18 - 20 September 2020

Results Race 2

Race Highlights

Time	No. Rider	Description
12.28.05		Warm-up Lap Start
12.30.55		Start
12.31.21	61 Oncu	Crashed - Turn 1
12.31.50	52 Hobelsberger	Crashed - Turn 2
12.32.35	61 Oncu	Out
12.32.38	52 Hobelsberger	Out
12.32.55		No Jump Start
12.34.24	9 Hendra Pratama	Crashed - Turn 10
12.34.46	9 Hendra Pratama	Not Actively Competing
12.35.38	11 Smith	Crashed - Turn 5
12.35.39	85 Gutierrez Iglesias	Crashed - Turn 5
12.36.43	11 Smith	Out
12.36.45	85 Gutierrez Iglesias	Out
12.38.57	22 Fuligni	Transponder not working
12.43.03	81 Gonzalez	Track Limits Warning
12.48.48	81 Gonzalez	+3" time penalty for exceeding track limits
12.50.33		2/3 of Race Distance Completed
12.59.34	22 Fuligni	Out
13.01.08		2020 FIM Supersport World Champion: Locatelli A.
13.02.17		End Of Session

Start End The results are provisional until the end of the time limit for protests and appeals
 20/09/2020 12:30 13:02 and the completion of the technical checks.

These data/results cannot be reproduced, stored and/or transmitted in whole or in part by any manner of electronic, mechanical, photocopying, recording, broadcasting or otherwise now known or herein after developed without the previous express consent by the copyright owner, except for reproduction in daily press and regular printed publications on sale to the public within 60 days of the event related to those data/results and always provided that copyright symbol appears together as follows below.

© DORNA WSBK ORGANIZATION Srl 2020

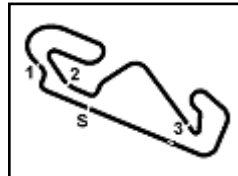
FIKR PERUGIA TIMING



Official Tyre Supplier



Official Timekeeper



Circuit de Barcelona 4.627 m

Acerbis Catalunya Round, 18 - 20 September 2020

Lap Chart Race 2

1 / 4

Lap

	1	2	3	4	5	6	7	8	9	10	11	12	13	14	15	16	17
1	5	44	44	44	44	44	44	5	5	55	55	55	55	55	55	55	55
2	94	94	5	94	5	5	5	44	55	5	5	5	44	44	44	44	44
3	44	5	94	5	94	55	55	55	3	44	44	44	5	5	5	5	5
4	55	3	3	3	55	3	3	3	44	3	3	3	3	3	3	3	3
5	3	55	55	55	3	94	81	81	81	81	81	81	81	81	81	81	81
6	81	81	81	81	81	81	94	94	94	94	4	4	4	4	4	4	4
7	85	85	99	32	32	32	32	32	32	94	32	32	32	32	32	32	32
8	4	99	4	99	99	99	99	99	4	4	32	94	94	94	94	94	94
9	32	38	38	38	4	4	4	4	99	99	99	99	99	99	99	99	99
10	11	4	32	4	38	38	38	38	38	38	38	38	38	38	38	38	38
11	99	11	56	56	56	56	56	56	56	56	56	56	56	56	56	56	56
12	38	32	47	47	47	34	34	34	47	47	34	47	47	47	47	47	47
13	9	56	34	34	34	47	47	47	34	34	47	34	34	34	34	34	34
14	56	34	25	25	25	25	25	25	25	25	25	25	25	25	25	25	25
15	34	47	77	84	77	12	77	77	77	77	77	77	12	12	77	84	84
16	47	25	84	77	12	84	84	12	84	84	12	12	77	84	84	77	30
17	25	77	12	12	84	77	12	84	12	12	84	84	84	77	12	12	77
18	84	84	22	22	2	2	2	30	30	22	30	30	30	30	30	30	12
19	77	12	2	2	22	22	30	22	22	30	22	22	22	22	2	2	2
20	30	30	30	30	30	30	22	2	2	2	2	2	2	2	2	22	57
21	2	2	57	57	57	57	57	57	57	57	57	57	57	57	57		
22	12	22															
23	22	57															
24	57																

Final Result

1	55 A. LOCATELLI	Laps 17
2	44 L. MAHIAS	2.159
3	5 P. OETTL	4.252
4	3 R. DE ROSA	5.086
5	4 S. ODENDAAL	7.847
6	32 I. VINALES	8.195
7	81 M. GONZALEZ (P)	9.845
8	94 C. PEROLARI	10.208
9	99 D. WEBB	12.732
10	38 H. SOOMER	14.231
11	56 P. SEBESTYEN	15.245
12	47 A. BASSANI	18.917
13	34 K. MANFREDI	18.989
14	25 A. VERDOIA	27.009
15	84 L. CRESSON	32.532
16	30 G. VAN STRAALEN	32.576
17	77 M. PONS	32.603
18	12 A. RUIZ CARRANZA	32.810
19	2 L. MONTELLA	42.222
20	57 G. ERILL	55.646
RET	22 F. FULIGNI	2 Laps
RET	85 O. GUTIERREZ IGLES	15 Laps
RET	11 K. SMITH	15 Laps
RET	9 G. HENDRA PRATAM	16 Laps
RET	61 C. ONCU	
RET	52 P. HOBELSBERGER	

20/09/2020

These data/results cannot be reproduced, stored and/or transmitted in whole or in part by any manner of electronic, mechanical, photocopying, recording, broadcasting or otherwise now known or herein after developed without the previous express consent by the copyright owner, except for reproduction in daily press and regular printed publications on sale to the public within 60 days of the event related to those data/results and always provided that copyright symbol appears together as follows below.

© DORNA WSBK ORGANIZATION Srl 2020

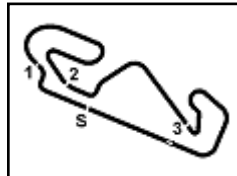
FIGR PERUGIA TIMING



Official Tyre Supplier



Official Timekeeper


Acerbis Catalunya Round, 18 - 20 September 2020
Lap Chart Race 2

Circuit de Barcelona 4.627 m

2 / 4
Lap 1

1	5	P.Oettl	1'49.775
2	94	C.Perolari	0.286
3	44	L.Mahias	0.337
4	55	A.Locatelli	0.437
5	3	R.De Rosa	0.698
6	81	M.Gonzalez	1.079
7	85	O.Gutierrez Iglesias	1.814
8	4	S.Odendaal	2.405
9	32	I.Vinales	2.473
10	11	K.Smith	2.539
11	99	D.Webb	2.588
12	38	H.Soomer	2.733
13	9	G.Hendra Pratama	2.972
14	56	P.Sebestyen	3.254
15	34	K.Manfredi	3.440
16	47	A.Bassani	3.609
17	25	A.Verdoia	3.959
18	84	L.Cresson	4.200
19	77	M.Pons	4.378
20	30	G.van Straalen	4.750
21	2	L.Montella	5.145
22	12	A.Ruiz Carranza	5.235
23	22	F.Fulgini	5.404
24	57	G.Erill	10.059

Lap 4

1	44	L.Mahias	7'08.775
2	94	C.Perolari	0.297
3	5	P.Oettl	0.396
4	3	R.De Rosa	0.648
5	55	A.Locatelli	0.709
6	81	M.Gonzalez	1.062
7	32	I.Vinales	3.792
8	99	D.Webb	4.057
9	38	H.Soomer	4.368
10	4	S.Odendaal	4.575
11	56	P.Sebestyen	4.918
12	47	A.Bassani	5.142
13	34	K.Manfredi	5.419
14	25	A.Verdoia	7.232
15	84	L.Cresson	8.781
16	77	M.Pons	8.872
17	12	A.Ruiz Carranza	9.071
18	22	F.Fulgini	9.852
19	2	L.Montella	10.180
20	30	G.van Straalen	10.471
21	57	G.Erill	19.113

Lap 5

1	44	L.Mahias	8'54.892
2	5	P.Oettl	0.351
3	94	C.Perolari	0.614
4	55	A.Locatelli	0.673
5	3	R.De Rosa	1.005
6	81	M.Gonzalez	1.160
7	32	I.Vinales	4.061
8	99	D.Webb	4.249
9	4	S.Odendaal	5.225
10	38	H.Soomer	5.446
11	56	P.Sebestyen	5.712
12	47	A.Bassani	5.964
13	34	K.Manfredi	6.174
14	25	A.Verdoia	8.548
15	77	M.Pons	10.406
16	12	A.Ruiz Carranza	10.519
17	84	L.Cresson	10.639
18	2	L.Montella	12.194
19	22	F.Fulgini	12.457
20	30	G.van Straalen	12.599
21	57	G.Erill	22.298

Lap 6

1	44	L.Mahias	10'41.136
2	5	P.Oettl	0.252
3	55	A.Locatelli	0.498
4	3	R.De Rosa	0.874
5	94	C.Perolari	1.402
6	81	M.Gonzalez	1.454
7	32	I.Vinales	4.019
8	99	D.Webb	4.213
9	4	S.Odendaal	5.286
10	38	H.Soomer	6.220
11	56	P.Sebestyen	6.371
12	34	K.Manfredi	6.722
13	47	A.Bassani	6.811
14	25	A.Verdoia	9.672
15	12	A.Ruiz Carranza	11.562
16	84	L.Cresson	11.652
17	77	M.Pons	12.090
18	2	L.Montella	14.171
19	22	F.Fulgini	14.336
20	30	G.van Straalen	14.524
21	57	G.Erill	24.997

Lap 7

1	44	L.Mahias	12'27.389
2	5	P.Oettl	0.232
3	55	A.Locatelli	0.368
4	3	R.De Rosa	0.853

5	81	M.Gonzalez	1.263
6	94	C.Perolari	1.663
7	32	I.Vinales	4.440
8	99	D.Webb	4.586
9	4	S.Odendaal	5.015
10	38	H.Soomer	6.240
11	56	P.Sebestyen	6.666
12	34	K.Manfredi	7.721
13	47	A.Bassani	8.023
14	25	A.Verdoia	10.862
15	77	M.Pons	13.619
16	84	L.Cresson	13.682
17	12	A.Ruiz Carranza	13.993
18	2	L.Montella	16.468
19	30	G.van Straalen	16.600
20	22	F.Fulgini	16.722
21	57	G.Erill	27.430

Lap 8

1	5	P.Oettl	14'13.959
2	44	L.Mahias	0.111
3	55	A.Locatelli	0.237
4	3	R.De Rosa	0.547
5	81	M.Gonzalez	0.979
6	94	C.Perolari	1.895
7	32	I.Vinales	4.371
8	99	D.Webb	4.644
9	4	S.Odendaal	4.857
10	38	H.Soomer	6.646
11	56	P.Sebestyen	6.859
12	34	K.Manfredi	8.622
13	47	A.Bassani	8.657
14	25	A.Verdoia	12.049
15	77	M.Pons	14.914
16	12	A.Ruiz Carranza	15.269
17	84	L.Cresson	15.338
18	30	G.van Straalen	17.793
19	22	F.Fulgini	17.793
20	2	L.Montella	18.400
21	57	G.Erill	30.291

Lap 9

1	5	P.Oettl	16'01.050
2	55	A.Locatelli	0.089
3	3	R.De Rosa	0.460
4	44	L.Mahias	0.522
5	81	M.Gonzalez	0.987
6	94	C.Perolari	1.795
7	32	I.Vinales	3.706
8	4	S.Odendaal	4.146
9	99	D.Webb	4.456
10	38	H.Soomer	6.216
11	56	P.Sebestyen	6.546
12	47	A.Bassani	8.657
13	34	K.Manfredi	8.737
14	25	A.Verdoia	12.441
15	77	M.Pons	15.642
16	84	L.Cresson	15.680
17	12	A.Ruiz Carranza	16.242
18	30	G.van Straalen	18.657
19	22	F.Fulgini	18.657
20	2	L.Montella	19.094
21	57	G.Erill	32.703

Lap 10

1	55	A.Locatelli	17'47.065
2	5	P.Oettl	0.440
3	44	L.Mahias	0.631
4	3	R.De Rosa	1.111
5	81	M.Gonzalez	1.378
6	94	C.Perolari	3.218
7	32	I.Vinales	4.096
8	4	S.Odendaal	4.318
9	99	D.Webb	4.876
10	38	H.Soomer	7.272

Lap 11

1	55	A.Locatelli	19'33.241
2	5	P.Oettl	0.605
3	44	L.Mahias	0.761
4	3	R.De Rosa	1.319
5	81	M.Gonzalez	1.909
6	4	S.Odendaal	4.550
7	94	C.Perolari	4.890
8	32	I.Vinales	4.921
9	99	D.Webb	5.716
10	38	H.Soomer	8.374
11	56	P.Sebestyen	9.566
12	34	K.Manfredi	11.559
13	47	A.Bassani	11.597
14	25	A.Verdoia	15.777
15	77	M.Pons	20.981
16	12	A.Ruiz Carranza	21.317
17	84	L.Cresson	21.475
18	30	G.van Straalen	21.656
19	22	F.Fulgini	22.392
20	2	L.Montella	23.621
21	57	G.Erill	38.548

Lap 12

1	55	A.Locatelli	21'19.280
2	5	P.Oettl	0.970
3	44	L.Mahias	1.318
4	3	R.De Rosa	1.995
5	81	M.Gonzalez	2.723
6	4	S.Odendaal	5.230
7	32	I.Vinales	5.547
8	94	C.Perolari	5.927
9	99	D.Webb	7.078
10	38	H.Soomer	9.067
11	56	P.Sebestyen	10.635
12	47	A.Bassani	13.193
13	34	K.Manfredi	13.541
14	25	A.Verdoia	17.768
15	77	M.Pons	22.946
16	12	A.Ruiz Carranza	23.177
17	84	L.Cresson	23.250
18	30	G.van Straalen	23.387
19	22	F.Fulgini	24.235
20	2	L.Montella	26.271
21	57	G.Erill	41.608

Lap 13

1	55	A.Locatelli	23'05.503
2	44	L.Mahias	1.137
3	5	P.Oettl	1.613
4	3	R.De Rosa	2.368
5	81	M.Gonzalez	3.234
6	4	S.Odendaal	6.125
7	32	I.Vinales	6.292
8	94	C.Perolari	6.619
9	99	D.Webb	7.934
10	38	H.Soomer	10.369
11	56	P.Sebestyen	11.433
12	47	A.Bassani	14.281
13	34	K.Manfredi	14.443
14	25	A.Verdoia	19.600
15	12	A.Ruiz Carranza	24.677
16	77	M.Pons	24.983

20/09/2020

These data/results cannot be reproduced, stored and/or transmitted in whole or in part by any manner of electronic, mechanical, photocopying, recording, broadcasting or otherwise now known or herein after developed without the previous express consent by the copyright owner, except for reproduction in daily press and regular printed publications on sale to the public within 60 days of the event related to those data/results and always provided that copyright symbol appears together as follows below.

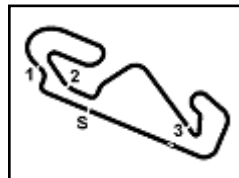
© DORNA WSBK ORGANIZATION Srl 2020

FCR PERUGIA TIMING


Official Tyre Supplier



Official Timekeeper



Acerbis Catalunya Round, 18 - 20 September 2020

Lap Chart Race 2

17	84	L.Cresson	25.055
18	30	G.van Straalen	25.256
19	22	F.Fuligni	26.016
20	2	L.Montella	29.632
21	57	G.Erill	44.277

Lap 14

1	55	A.Locatelli	24'51.677
2	44	L.Mahias	1.387
3	5	P.Oettl	2.118
4	3	R.De Rosa	2.743
5	81	M.Gonzalez	4.108
6	4	S.Odendaal	6.857
7	32	I.Vinales	7.038
8	94	C.Perolari	7.339
9	99	D.Webb	9.161
10	38	H.Soomer	11.159
11	56	P.Sebestyen	12.487
12	47	A.Bassani	15.378
13	34	K.Manfredi	15.555
14	25	A.Verdoia	21.682
15	12	A.Ruiz Carranza	26.528
16	84	L.Cresson	26.609
17	77	M.Pons	26.760
18	30	G.van Straalen	27.154
19	22	F.Fuligni	27.842
20	2	L.Montella	32.719
21	57	G.Erill	47.145

Lap 15

1	55	A.Locatelli	26'37.678
2	44	L.Mahias	1.881
3	5	P.Oettl	2.982
4	3	R.De Rosa	3.886
5	81	M.Gonzalez	5.493
6	4	S.Odendaal	7.662
7	32	I.Vinales	7.990
8	94	C.Perolari	8.337
9	99	D.Webb	10.771
10	38	H.Soomer	12.491
11	56	P.Sebestyen	13.721
12	47	A.Bassani	16.797
13	34	K.Manfredi	17.016
14	25	A.Verdoia	23.914
15	77	M.Pons	28.818
16	84	L.Cresson	28.869
17	12	A.Ruiz Carranza	29.548
18	30	G.van Straalen	29.712
19	2	L.Montella	36.462
20	22	F.Fuligni	49.583
21	57	G.Erill	50.313

Lap 16

1	55	A.Locatelli	28'24.006
2	44	L.Mahias	2.179
3	5	P.Oettl	3.665
4	3	R.De Rosa	4.744
5	81	M.Gonzalez	6.364
6	4	S.Odendaal	8.128
7	32	I.Vinales	8.507
8	94	C.Perolari	9.134
9	99	D.Webb	12.121
10	38	H.Soomer	13.719
11	56	P.Sebestyen	14.527
12	47	A.Bassani	17.943
13	34	K.Manfredi	18.081
14	25	A.Verdoia	25.818
15	84	L.Cresson	31.082
16	77	M.Pons	31.141
17	12	A.Ruiz Carranza	31.528
18	30	G.van Straalen	31.639
19	2	L.Montella	39.884
20	57	G.Erill	53.160

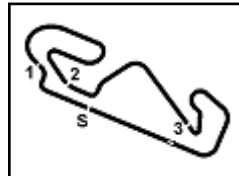
Lap 17

1	55	A.Locatelli	30'11.013
2	44	L.Mahias	2.159
3	5	P.Oettl	4.252
4	3	R.De Rosa	5.086
5	81	M.Gonzalez	6.845
6	4	S.Odendaal	7.847
7	32	I.Vinales	8.195
8	94	C.Perolari	10.208
9	99	D.Webb	12.732
10	38	H.Soomer	14.231
11	56	P.Sebestyen	15.245
12	47	A.Bassani	18.917
13	34	K.Manfredi	18.989
14	25	A.Verdoia	27.009
15	84	L.Cresson	32.532
16	30	G.van Straalen	32.576
17	77	M.Pons	32.603
18	12	A.Ruiz Carranza	32.810
19	2	L.Montella	42.222
20	57	G.Erill	55.646

20/09/2020

These data/results cannot be reproduced, stored and/or transmitted in whole or in part by any manner of electronic, mechanical, photocopying, recording, broadcasting or otherwise now known or herein after developed without the previous express consent by the copyright owner, except for reproduction in daily press and regular printed publications on sale to the public within 60 days of the event related to those data/results and always provided that copyright symbol appears together as follows below.

© DORNA WSBK ORGANIZATION Srl 2020



Acerbis Catalunya Round, 18 - 20 September 2020

Lap Chart Race 2

Circuit de Barcelona 4.627 m

4 / 4

Race Pace Comparison

	55 Loc	44 Mah	5 Oet	3 DeR	4 Ode	32 Vin	81 Gon	94 Per	99 Web	38 Soo	56 Seb	47 Bas	34 Man	25 Ver
1	1'50.212	1'50.112	1'49.775	1'50.473	1'52.180	1'52.248	1'50.854	1'50.061	1'52.363	1'52.508	1'53.029	1'53.384	1'53.215	1'53.734
2	1'46.891	1'46.252	1'47.009	1'46.479	1'47.011	1'47.174	1'46.460	1'46.648	1'46.463	1'46.465	1'46.798	1'47.155	1'47.212	1'47.850
3	1'46.167	1'46.065	1'45.944	1'46.207	1'47.318	1'47.238	1'46.182	1'46.231	1'46.625	1'47.611	1'47.199	1'46.786	1'47.141	1'47.237
4	1'46.214	1'46.346	1'46.443	1'46.264	1'46.841	1'45.907	1'46.341	1'46.132	1'47.381	1'46.559	1'46.667	1'46.592	1'46.626	1'47.186
5	1'46.081	1'46.117	1'46.072	1'46.474	1'46.767	1'46.386	1'46.215	1'46.434	1'46.309	1'47.195	1'46.911	1'46.939	1'46.872	1'47.433
6	1'46.069	1'46.244	1'46.145	1'46.113	1'46.305	1'46.202	1'46.538	1'47.032	1'46.208	1'47.018	1'46.903	1'47.091	1'46.792	1'47.368
7	1'46.123	1'46.253	1'46.233	1'46.232	1'45.982	1'46.674	1'46.062	1'46.514	1'46.626	1'46.273	1'46.548	1'47.465	1'47.252	1'47.443
8	1'46.439	1'46.681	1'46.338	1'46.264	1'46.412	1'46.501	1'46.286	1'46.802	1'46.628	1'46.976	1'46.763	1'47.204	1'47.471	1'47.757
9	1'46.943	1'47.502	1'47.091	1'47.004	1'46.380	1'46.426	1'47.099	1'46.991	1'46.903	1'46.661	1'46.778	1'47.091	1'47.206	1'47.483
10	1'45.926	1'46.124	1'46.455	1'46.666	1'46.187	1'46.405	1'46.406	1'47.438	1'46.435	1'47.071	1'46.889	1'47.104	1'47.207	1'47.631
11	1'46.176	1'46.306	1'46.341	1'46.384	1'46.408	1'47.001	1'46.707	1'47.848	1'47.016	1'47.278	1'48.322	1'48.027	1'47.806	1'47.896
12	1'46.039	1'46.596	1'46.404	1'46.715	1'46.719	1'46.665	1'46.853	1'47.076	1'47.401	1'46.732	1'47.108	1'47.635	1'48.021	1'48.030
13	1'46.223	1'46.042	1'46.866	1'46.596	1'47.118	1'46.968	1'46.734	1'46.915	1'47.079	1'47.525	1'47.021	1'47.311	1'47.125	1'48.055
14	1'46.174	1'46.424	1'46.679	1'46.549	1'46.906	1'46.920	1'47.048	1'46.894	1'47.401	1'46.964	1'47.228	1'47.271	1'47.286	1'48.256
15	1'46.001	1'46.495	1'46.865	1'47.144	1'46.806	1'46.953	1'47.386	1'46.999	1'47.611	1'47.333	1'47.235	1'47.420	1'47.462	1'48.233
16	1'46.328	1'46.626	1'47.011	1'47.186	1'46.794	1'46.845	1'47.199	1'47.125	1'47.678	1'47.556	1'47.134	1'47.474	1'47.393	1'48.232
17	1'47.007	1'46.987	1'47.594	1'47.349	1'46.726	1'46.695	1'47.488	1'48.081	1'47.618	1'47.519	1'47.725	1'47.981	1'47.915	1'48.198

	84 Cre	30 vSr	77 Pon	12 Rui	2 Mon	57 Eri	22 Ful	85 Gut	11 Smi	9 Hen
1	1'53.975	1'54.525	1'54.153	1'55.010	1'54.920	1'59.834	1'55.179	1'51.589	1'52.314	1'52.747
2	1'47.941	1'48.306	1'47.758	1'47.454	1'48.353	1'49.430	1'48.225	1'47.150	1'47.046	
3	1'48.011	1'48.624	1'47.972	1'47.802	1'48.015	1'49.174	1'47.599			
4	1'47.629	1'47.791	1'47.764	1'47.580	1'47.667	1'49.450	1'47.624			
5	1'47.975	1'48.245	1'47.651	1'47.565	1'48.131	1'49.302	1'48.722			
6	1'47.257	1'48.169	1'47.928	1'47.287	1'48.221	1'48.943	1'48.123			
7	1'48.283	1'48.329	1'47.782	1'48.684	1'48.550	1'48.686	1'48.639			
8	1'48.226	1'47.763	1'47.865	1'47.846	1'48.502	1'49.431	1'47.641			
9	1'47.433	1'47.955	1'47.819	1'48.064	1'47.785	1'49.503	1'47.955			
10	1'48.437	1'47.708	1'48.456	1'48.131	1'48.094	1'49.225	1'47.379			
11	1'49.549	1'47.482	1'49.074	1'49.135	1'48.624	1'48.811	1'48.547			
12	1'47.814	1'47.770	1'48.004	1'47.899	1'48.689	1'49.099	1'47.882			
13	1'48.028	1'48.092	1'48.260	1'47.723	1'49.584	1'48.892	1'48.004			
14	1'47.728	1'48.072	1'47.951	1'48.025	1'49.261	1'49.042	1'48.000			
15	1'48.261	1'48.559	1'48.059	1'49.021	1'49.744	1'49.169	2'07.742			
16	1'48.541	1'48.255	1'48.651	1'48.308	1'49.750	1'49.175				
17	1'48.457	1'47.944	1'48.469	1'48.289	1'49.345	1'49.493				

20/09/2020

These data/results cannot be reproduced, stored and/or transmitted in whole or in part by any manner of electronic, mechanical, photocopying, recording, broadcasting or otherwise now known or herein after developed without the previous express consent by the copyright owner, except for reproduction in daily press and regular printed publications on sale to the public within 60 days of the event related to those data/results and always provided that copyright symbol appears together as follows below.

© DORNA WSBK ORGANIZATION Srl 2020

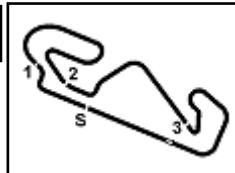
FICR PERUGIA TIMING



Official Tyre Supplier



Official Timekeeper



Acerbis Catalunya Round, 18 - 20 September 2020

Best Sector & Speed Race 2

Circuit de Barcelona 4.627 m

RESULTS

1	55 A. LOCATELLI	Yamaha YZF R6	Laps 17
2	44 L. MAHIAS	Kawasaki ZX-6R	2.159
3	5 P. OETTL	Kawasaki ZX-6R	4.252
4	3 R. DE ROSA	MV Agusta F3 675	5.086
5	4 S. ODENDAAL	Yamaha YZF R6	7.847
6	32 I. VINALES	Yamaha YZF R6	8.195
7	81 M. GONZALEZ	Kawasaki ZX-6R	9.845
8	94 C. PEROLARI	Yamaha YZF R6	10.208
9	99 D. WEBB	Yamaha YZF R6	12.732
10	38 H. SOOMER	Yamaha YZF R6	14.231
11	56 P. SEBESTYEN	Yamaha YZF R6	15.245
12	47 A. BASSANI	Yamaha YZF R6	18.917
13	34 K. MANFREDI	Yamaha YZF R6	18.989
14	25 A. VERDOIA	Yamaha YZF R6	27.009
15	84 L. CRESSON	Yamaha YZF R6	32.532
16	30 G. VAN STRAALEN	Yamaha YZF R6	32.576
17	77 M. PONS	Honda CBR600RR	32.603
18	12 A. RUIZ CARRANZA	Yamaha YZF R6	32.810
19	2 L. MONTELLA	Yamaha YZF R6	42.222
20	57 G. ERILL	Kawasaki ZX-6R	55.646
RET	22 F. FULIGNI	MV Agusta F3 675	2 Laps
RET	85 O. GUTIERREZ IGLESIAS	Yamaha YZF R6	15 Laps
RET	11 K. SMITH	Yamaha YZF R6	15 Laps
RET	9 G. HENDRA PRATAMA	Yamaha YZF R6	16 Laps
RET	52 P. HOBELBERGER	Honda CBR600RR	
RET	61 C. ONCU	Kawasaki ZX-6R	

SPEED

1	32 I. VINALES	Yamaha YZF R6	285,0
2	11 K. SMITH	Yamaha YZF R6	284,2
3	4 S. ODENDAAL	Yamaha YZF R6	281,3
4	12 A. RUIZ CARRANZA	Yamaha YZF R6	279,8
5	55 A. LOCATELLI	Yamaha YZF R6	279,8
6	38 H. SOOMER	Yamaha YZF R6	278,4
7	81 M. GONZALEZ	Kawasaki ZX-6R	278,4
8	3 R. DE ROSA	MV Agusta F3 675	278,4
9	44 L. MAHIAS	Kawasaki ZX-6R	278,4
10	34 K. MANFREDI	Yamaha YZF R6	277,6
11	47 A. BASSANI	Yamaha YZF R6	277,6
12	22 F. FULIGNI	MV Agusta F3 675	276,9
13	30 G. VAN STRAALEN	Yamaha YZF R6	276,9
14	94 C. PEROLARI	Yamaha YZF R6	275,5
15	84 L. CRESSON	Yamaha YZF R6	275,5
16	77 M. PONS	Honda CBR600RR	274,8
17	99 D. WEBB	Yamaha YZF R6	274,8
18	5 P. OETTL	Kawasaki ZX-6R	274,1
19	9 G. HENDRA PRATAMA	Yamaha YZF R6	272,0
20	56 P. SEBESTYEN	Yamaha YZF R6	272,0
21	2 L. MONTELLA	Yamaha YZF R6	271,4
22	85 O. GUTIERREZ IGLESIAS	Yamaha YZF R6	269,3
23	25 A. VERDOIA	Yamaha YZF R6	269,3
24	57 G. ERILL	Kawasaki ZX-6R	262,8
25	52 P. HOBELBERGER	Honda CBR600RR	233,8

SEG. 1

1	32 I. VINALES	18.739
2	4 S. ODENDAAL	18.795
3	3 R. DE ROSA	18.843
4	81 M. GONZALEZ	18.847
5	5 P. OETTL	18.882
6	99 D. WEBB	18.886
7	55 A. LOCATELLI	18.908
8	12 A. RUIZ CARRANZA	18.912
9	44 L. MAHIAS	18.915
10	22 F. FULIGNI	18.920
11	94 C. PEROLARI	18.966
12	38 H. SOOMER	19.011
13	34 K. MANFREDI	19.012
14	47 A. BASSANI	19.068
15	56 P. SEBESTYEN	19.069
16	11 K. SMITH	19.102
17	84 L. CRESSON	19.104
18	25 A. VERDOIA	19.123
19	77 M. PONS	19.125
20	85 O. GUTIERREZ IGLESIA	19.129
21	30 G. VAN STRAALEN	19.176
22	2 L. MONTELLA	19.232
23	9 G. HENDRA PRATAMA	19.470
24	57 G. ERILL	19.653

SEG. 2

1	44 L. MAHIAS	32.898
2	38 H. SOOMER	32.910
3	55 A. LOCATELLI	32.916
4	5 P. OETTL	32.934
5	94 C. PEROLARI	32.938
6	4 S. ODENDAAL	32.955
7	3 R. DE ROSA	32.969
8	32 I. VINALES	32.979
9	81 M. GONZALEZ	33.038
10	56 P. SEBESTYEN	33.079
11	99 D. WEBB	33.109
12	11 K. SMITH	33.129
13	47 A. BASSANI	33.134
14	85 O. GUTIERREZ IGLESIA	33.138
15	34 K. MANFREDI	33.181
16	25 A. VERDOIA	33.219
17	30 G. VAN STRAALEN	33.281
18	77 M. PONS	33.298
19	22 F. FULIGNI	33.325
20	84 L. CRESSON	33.335
21	2 L. MONTELLA	33.409
22	12 A. RUIZ CARRANZA	33.423
23	57 G. ERILL	33.602
24	9 G. HENDRA PRATAMA	33.647

SEG. 3

1	32 I. VINALES	21.968
2	55 A. LOCATELLI	21.979
3	94 C. PEROLARI	22.007
4	99 D. WEBB	22.016
5	5 P. OETTL	22.032
6	44 L. MAHIAS	22.037
7	38 H. SOOMER	22.039
8	4 S. ODENDAAL	22.056
9	3 R. DE ROSA	22.065
10	81 M. GONZALEZ	22.078
11	56 P. SEBESTYEN	22.122
12	11 K. SMITH	22.133
13	34 K. MANFREDI	22.139
14	85 O. GUTIERREZ IGLESIA	22.174
15	84 L. CRESSON	22.178
16	47 A. BASSANI	22.217
17	30 G. VAN STRAALEN	22.244
18	22 F. FULIGNI	22.244
19	25 A. VERDOIA	22.250
20	77 M. PONS	22.297
21	2 L. MONTELLA	22.349
22	12 A. RUIZ CARRANZA	22.349
23	9 G. HENDRA PRATAMA	22.504
24	57 G. ERILL	22.570

SEG. 4

1	55 A. LOCATELLI	31.800
2	3 R. DE ROSA	31.834
3	44 L. MAHIAS	31.881
4	81 M. GONZALEZ	31.943
5	5 P. OETTL	31.962
6	56 P. SEBESTYEN	31.999
7	32 I. VINALES	32.014
8	4 S. ODENDAAL	32.017
9	94 C. PEROLARI	32.036
10	99 D. WEBB	32.036
11	38 H. SOOMER	32.091
12	47 A. BASSANI	32.128
13	11 K. SMITH	32.176
14	34 K. MANFREDI	32.226
15	85 O. GUTIERREZ IGLESIA	32.309
16	22 F. FULIGNI	32.314
17	84 L. CRESSON	32.326
18	12 A. RUIZ CARRANZA	32.362
19	30 G. VAN STRAALEN	32.373
20	77 M. PONS	32.395
21	25 A. VERDOIA	32.441
22	9 G. HENDRA PRATAMA	32.548
23	2 L. MONTELLA	32.574
24	57 G. ERILL	32.680

20/09/2020

These data/results cannot be reproduced, stored and/or transmitted in whole or in part by any manner of electronic, mechanical, photocopying, recording, broadcasting or otherwise now known or herein after developed without the previous express consent by the copyright owner, except for reproduction in daily press and regular printed publications on sale to the public within 60 days of the event related to those data/results and always provided that copyright symbol appears together as follows below.

© DORNA WSBK ORGANIZATION Srl 2020

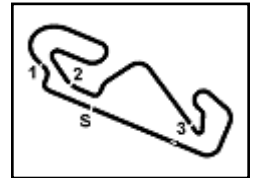
FICR PERUGIA TIMING


Official Tyre Supplier



SWISS WATCHES SINCE 1853

Official Timekeeper



Acerbis Catalunya Round, 18 - 20 September 2020

Chronological Analysis Race 2

Circuit de Barcelona 4.627 m

Start at 12:30'51.459

1 / 4

1° 55 A. LOCATELLI (1'45.926)							
Lap	Seg.1	Seg.2	Seg.3	Seg.4	Lap Time	km/h	Local Time
1		33.166	22.119	31.982	1'50.212	232,3	12:32'41.671
2	19.735	33.103	22.112	31.941	1'46.891	273,4	12:34'28.562
3	19.130	33.051	22.073	31.913	1'46.167	279,8	12:36'14.729
4	19.005	33.186	22.032	31.991	1'46.214	274,8	12:38'00.943
5	19.130	32.979	21.993	31.979	1'46.081	276,2	12:39'47.024
6	19.051	32.998	22.040	31.980	1'46.069	268,0	12:41'33.093
7	18.974	33.123	22.226	31.800	1'46.123	276,9	12:43'19.216
8	19.053	33.118	22.077	32.191	1'46.439	272,0	12:45'05.655
9	19.498	33.244	22.107	32.094	1'46.943	274,1	12:46'52.598
10	19.041	32.916	22.026	31.943	1'45.926	270,7	12:48'38.524
11	19.011	33.136	22.117	31.912	1'46.176	270,0	12:50'24.700
12	18.956	33.041	22.057	31.985	1'46.039	271,4	12:52'10.739
13	18.947	33.141	22.125	32.010	1'46.223	272,0	12:53'56.962
14	18.908	33.163	22.062	32.041	1'46.174	267,3	12:55'43.136
15	18.935	33.018	21.979	32.069	1'46.001	268,7	12:57'29.137
16	19.022	33.138	22.050	32.118	1'46.328	268,7	12:59'15.465
17	18.996	33.311	22.241	32.459	1'47.007	269,3	13:01'02.472

Race Time 30'16.099

2	19.279	33.105	22.096	31.999	1'46.479	276,9	12:34'28.411
3	19.127	32.969	22.125	31.986	1'46.207	274,1	12:36'14.618
4	18.958	33.081	22.129	32.096	1'46.264	276,2	12:38'00.882
5	19.041	33.262	22.159	32.012	1'46.474	274,8	12:39'47.356
6	18.889	33.128	22.079	32.017	1'46.113	275,5	12:41'33.469
7	18.941	33.103	22.154	32.034	1'46.232	271,4	12:43'19.701
8	18.895	33.055	22.146	32.168	1'46.264	271,4	12:45'05.965
9	19.244	33.395	22.148	32.217	1'47.004	278,4	12:46'52.969
10	19.101	33.214	22.197	32.154	1'46.666	275,5	12:48'39.635
11	18.843	33.100	22.097	32.344	1'46.384	272,7	12:50'26.019
12	18.925	33.344	22.187	32.259	1'46.715	272,7	12:52'12.734
13	18.845	33.275	22.160	32.316	1'46.596	273,4	12:53'59.330
14	18.902	33.271	22.065	32.311	1'46.549	270,7	12:55'45.879
15	18.965	33.449	22.239	32.491	1'47.144	270,0	12:57'33.023
16	18.991	33.503	22.157	32.535	1'47.186	270,7	12:59'20.209
17	18.983	33.539	22.117	32.710	1'47.349	270,7	13:01'07.558

Race Time 30'16.099

2° 44 L. MAHIAS (1'46.042)							
Lap	Seg.1	Seg.2	Seg.3	Seg.4	Lap Time	km/h	Local Time
1		32.927	22.050	32.128	1'50.112	227,4	12:32'41.571
2	19.195	33.056	22.067	31.934	1'46.252	268,0	12:34'27.823
3	19.189	32.921	22.074	31.881	1'46.065	264,1	12:36'13.888
4	19.225	32.992	22.166	31.963	1'46.346	264,7	12:38'00.234
5	19.153	32.898	22.135	31.931	1'46.117	264,1	12:39'46.351
6	19.244	32.913	22.108	31.979	1'46.244	264,1	12:41'32.595
7	19.223	33.015	22.121	31.894	1'46.253	264,7	12:43'18.848
8	19.278	33.051	22.037	32.315	1'46.681	266,0	12:45'05.529
9	19.566	33.779	22.067	32.090	1'47.502	264,7	12:46'53.031
10	18.915	33.112	22.127	31.970	1'46.124	274,1	12:48'39.155
11	19.001	33.004	22.266	32.035	1'46.306	274,8	12:50'25.461
12	19.088	33.514	22.064	31.930	1'46.596	278,4	12:52'12.057
13	18.963	33.047	22.129	31.903	1'46.042	270,0	12:53'58.099
14	19.196	33.079	22.067	32.082	1'46.424	264,1	12:55'44.523
15	19.171	33.068	22.145	32.111	1'46.495	265,4	12:57'31.018
16	19.166	33.123	22.098	32.239	1'46.626	265,4	12:59'17.644
17	19.207	33.197	22.210	32.373	1'46.987	265,4	13:01'04.631

Race Time 30'13.172

5° 4 S. ODENDAAL (1'45.982)							
Lap	Seg.1	Seg.2	Seg.3	Seg.4	Lap Time	km/h	Local Time
1		33.607	22.297	32.910	1'52.180	237,4	12:32'43.639
2	19.537	33.223	22.069	32.182	1'47.011	266,0	12:34'30.650
3	19.134	33.573	22.240	32.371	1'47.318	281,3	12:36'17.968
4	19.316	33.014	22.208	32.303	1'46.841	269,3	12:38'04.809
5	18.887	33.503	22.102	32.275	1'46.767	278,4	12:39'51.576
6	19.038	33.031	22.074	32.162	1'46.305	270,0	12:41'37.881
7	18.954	32.955	22.056	32.017	1'45.982	272,0	12:43'23.863
8	18.974	33.122	22.229	32.087	1'46.412	274,1	12:45'10.275
9	18.848	33.242	22.125	32.165	1'46.380	280,5	12:46'56.655
10	18.895	33.044	22.152	32.096	1'46.187	275,5	12:48'42.842
11	18.795	33.168	22.105	32.340	1'46.408	277,6	12:50'29.250
12	19.142	33.070	22.171	32.336	1'46.719	270,0	12:52'15.969
13	19.113	33.349	22.196	32.460	1'47.118	272,7	12:54'03.087
14	19.039	33.289	22.188	32.390	1'46.906	268,7	12:55'49.993
15	19.116	33.223	22.184	32.283	1'46.806	268,0	12:57'36.799
16	19.070	33.160	22.173	32.391	1'46.794	269,3	12:59'23.593
17	19.030	33.231	22.113	32.352	1'46.726	270,0	13:01'10.319

Race Time 30'18.860

3° 5 P. OETTL (1'45.944)							
Lap	Seg.1	Seg.2	Seg.3	Seg.4	Lap Time	km/h	Local Time
1		32.991	22.068	32.211	1'49.775	234,8	12:32'41.234
2	19.672	33.028	22.176	32.133	1'47.009	262,8	12:34'28.243
3	18.955	32.934	22.065	31.990	1'45.944	268,7	12:36'14.187
4	19.089	32.996	22.161	32.197	1'46.443	273,4	12:38'00.630
5	18.882	32.951	22.262	31.977	1'46.072	270,7	12:39'46.702
6	19.036	33.004	22.136	31.969	1'46.145	271,4	12:41'32.847
7	19.101	33.029	22.141	31.962	1'46.233	274,1	12:43'19.080
8	18.926	32.977	22.094	32.341	1'46.338	272,7	12:45'05.418
9	19.668	33.087	22.149	32.187	1'47.091	257,8	12:46'52.509
10	19.217	33.148	22.056	32.034	1'46.455	268,0	12:48'38.964
11	18.955	33.040	22.290	32.056	1'46.341	269,3	12:50'25.305
12	19.133	33.004	22.032	32.235	1'46.404	271,4	12:52'11.709
13	19.094	33.447	22.145	32.180	1'46.866	268,7	12:53'58.575
14	19.137	33.209	22.120	32.213	1'46.679	268,7	12:55'45.254
15	19.175	33.218	22.118	32.354	1'46.865	264,7	12:57'32.119
16	19.144	33.282	22.176	32.409	1'47.011	265,4	12:59'19.130
17	19.176	33.389	22.301	32.728	1'47.594	266,0	13:01'06.724

Race Time 30'15.265

6° 32 I. VINALES (1'45.907)							
Lap	Seg.1	Seg.2	Seg.3	Seg.4	Lap Time	km/h	Local Time
1		33.879	22.397	32.790	1'52.248	235,3	12:32'43.707
2	19.782	33.271	22.081	32.040	1'47.174	263,4	12:34'30.881
3	19.138	33.686	22.400	32.014	1'47.238	285,0	12:36'18.119
4	18.739	32.979	22.141	32.048	1'45.907	271,4	12:38'04.026
5	19.051	33.161	22.012	32.162	1'46.386	266,7	12:39'50.412
6	18.985	33.131	21.968	32.118	1'46.202	266,0	12:41'36.614
7	18.871	33.325	22.103	32.375	1'46.674	268,7	12:43'23.288
8	19.047	33.186	22.069	32.199	1'46.501	266,0	12:45'09.789
9	18.987	33.231	22.007	32.201	1'46.426	265,4	12:46'56.215
10	18.921	33.164	22.112	32.208	1'46.405	267,3	12:48'42.620
11	19.236	33.216	22.304	32.245	1'47.001	267,3	12:50'29.621
12	19.019	33.190	22.212	32.244	1'46.665	273,4	12:52'16.286
13	18.986	33.364	22.151	32.467	1'46.968	273,4	12:54'03.254
14	19.034	33.318	22.207	32.361	1'46.920	273,4	12:55'50.174
15	19.063	33.254	22.201	32.435	1'46.953	271,4	12:57'37.127
16	19.039	33.353	22.093	32.360	1'46.845	268,7	12:59'23.972
17	19.005	33.232	22.044	32.414	1'46.695	269,3	13:01'10.667

Race Time 30'19.208

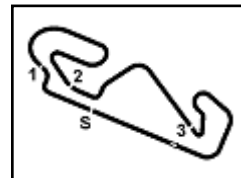
4° 3 R. DE ROSA (1'46.113)							
Lap	Seg.1	Seg.2	Seg.3	Seg.4	Lap Time	km/h	Local Time
1		33.328	22.265	31.834	1'50.473	236,3	12:32'41.932

7° 81 M. GONZALEZ (1'46.062)							
Lap	Seg.1	Seg.2	Seg.3	Seg.4	Lap Time	km/h	Local Time
1		33.359	22.231	32.106	1'50.854	230,3	12:32'42.313
2	19.201	33.142	22.104	32.013	1'46.460	272,7	12:34'28.773
3	19.020	33.050	22.169	31.943	1'46.182	276,2	12:36'14.955
4	18.941	33.124	22.167	32.109	1'46.341	275,5	12:38'01.296

20/09/2020 P = Pits In/Out - C = Lap Time Cancelled

These data/results cannot be reproduced, stored and/or transmitted in whole or in part by any manner of electronic, mechanical, photocopying, recording, broadcasting or otherwise now known or herein after developed without the previous express consent by the copyright owner, except for reproduction in daily press and regular printed publications on sale to the public within 60 days of the event related to those data/results and always provided that copyright symbol appears together as follows below.

© DORNA WSBK ORGANIZATION Srl 2020



Acerbis Catalunya Round, 18 - 20 September 2020

Chronological Analysis Race 2

Circuit de Barcelona 4.627 m

Start at 12:30'51.459

2 / 4

5	18.987	33.104	22.159	31.965	1'46.215	276,2	12:39'47.511	8	19.144	33.305	22.165	32.362	1'46.976	270,0	12:45'12.064
6	18.882	33.159	22.186	32.311	1'46.538	278,4	12:41'34.049	9	19.045	33.225	22.071	32.320	1'46.661	268,7	12:46'58.725
7	18.847	33.048	22.098	32.069	1'46.062	275,5	12:43'20.111	10	19.206	33.199	22.329	32.337	1'47.071	268,7	12:48'45.796
8	19.016	33.038	22.078	32.154	1'46.286	273,4	12:45'06.397	11	19.364	33.169	22.312	32.433	1'47.278	269,3	12:50'33.074
9	19.154	33.445	22.267	32.233	1'47.099	272,7	12:46'53.496	12	19.130	33.123	22.161	32.318	1'46.732	269,3	12:52'19.806
10	19.039	33.083	22.193	32.091	1'46.406	273,4	12:48'39.902	13	19.173	33.413	22.611	32.328	1'47.525	270,0	12:54'07.331
11	18.938	33.267	22.202	32.300	1'46.707	274,8	12:50'26.609	14	19.229	33.194	22.284	32.257	1'46.964	267,3	12:55'54.295
12	19.077	33.277	22.201	32.298	1'46.853	272,0	12:52'13.462	15	19.234	33.300	22.296	32.503	1'47.333	266,7	12:57'41.628
13	19.010	33.327	22.146	32.251	1'46.734	272,7	12:54'00.196	16	19.306	33.304	22.233	32.713	1'47.556	268,7	12:59'29.184
14	19.150	33.290	22.239	32.369	1'47.048	270,0	12:55'47.244	17	19.156	33.239	22.355	32.769	1'47.519	268,7	13:01'16.703
15	19.191	33.337	22.280	32.578	1'47.386	268,0	12:57'34.630								Race Time 30'25.244
16	19.113	33.363	22.272	32.451	1'47.199	268,0	12:59'21.829								
17	19.138	33.381	22.298	32.671	1'47.488	269,3	13:01'09.317								

Race Time 30'17.858 + 3.000Pen

8° 94 C. PEROLARI (1'46.132)

Lap	Seg.1	Seg.2	Seg.3	Seg.4	Lap Time	km/h	Local Time
1		33.319	22.007	32.394	1'50.061	229,3	12:32'41.520
2	19.607	32.942	22.036	32.063	1'46.648	268,7	12:34'28.168
3	19.187	32.938	22.070	32.036	1'46.231	268,0	12:36'14.399
4	19.034	32.960	22.076	32.062	1'46.132	275,5	12:38'00.531
5	19.193	32.959	22.199	32.083	1'46.434	269,3	12:39'46.965
6	19.012	33.566	22.247	32.207	1'47.032	270,0	12:41'33.997
7	19.035	33.019	22.132	32.328	1'46.514	270,7	12:43'20.511
8	18.966	33.357	22.128	32.351	1'46.802	272,0	12:45'07.313
9	19.215	33.300	22.099	32.377	1'46.991	264,1	12:46'54.304
10	19.187	33.347	22.234	32.670	1'47.438	265,4	12:48'41.742
11	19.252	33.472	22.424	32.700	1'47.848	265,4	12:50'29.590
12	19.190	33.280	22.168	32.438	1'47.076	272,7	12:52'16.666
13	18.987	33.293	22.226	32.409	1'46.915	275,5	12:54'03.581
14	19.061	33.343	22.123	32.367	1'46.894	270,7	12:55'50.475
15	19.067	33.277	22.229	32.426	1'46.999	271,4	12:57'37.474
16	19.050	33.245	22.220	32.610	1'47.125	273,4	12:59'24.599
17	19.284	33.518	22.437	32.842	1'48.081	269,3	13:01'12.680

Race Time 30'21.221

9° 99 D. WEBB (1'46.208)

Lap	Seg.1	Seg.2	Seg.3	Seg.4	Lap Time	km/h	Local Time
1		33.921	22.353	32.607	1'52.363	240,0	12:32'43.822
2	18.961	33.109	22.092	32.301	1'46.463	270,0	12:34'30.285
3	19.254	33.159	22.130	32.082	1'46.625	269,3	12:36'16.910
4	19.210	33.684	22.367	32.120	1'47.381	268,0	12:38'04.291
5	19.029	33.164	22.076	32.040	1'46.309	269,3	12:39'50.600
6	18.985	33.171	22.016	32.036	1'46.208	272,7	12:41'36.808
7	18.920	33.245	22.174	32.287	1'46.626	274,8	12:43'23.434
8	19.167	33.117	22.098	32.246	1'46.628	270,7	12:45'10.062
9	19.199	33.322	22.178	32.204	1'46.903	271,4	12:46'56.965
10	18.886	33.135	22.148	32.266	1'46.435	272,7	12:48'43.400
11	19.115	33.258	22.288	32.355	1'47.016	269,3	12:50'30.416
12	19.385	33.330	22.239	32.447	1'47.401	271,4	12:52'17.817
13	19.067	33.378	22.204	32.430	1'47.079	270,0	12:54'04.896
14	19.139	33.360	22.391	32.511	1'47.401	266,0	12:55'52.297
15	19.240	33.425	22.361	32.585	1'47.611	264,1	12:57'39.908
16	19.236	33.519	22.341	32.582	1'47.678	266,0	12:59'27.586
17	19.258	33.453	22.379	32.528	1'47.618	265,4	13:01'15.204

Race Time 30'23.745

10° 38 H. SOOMER (1'46.273)

Lap	Seg.1	Seg.2	Seg.3	Seg.4	Lap Time	km/h	Local Time
1		33.686	22.381	32.547	1'52.508	238,9	12:32'43.967
2	19.163	33.033	22.097	32.172	1'46.465	274,1	12:34'30.432
3	19.297	33.966	22.189	32.159	1'47.611	278,4	12:36'18.043
4	19.011	32.910	22.366	32.272	1'46.559	270,7	12:38'04.602
5	19.295	33.373	22.278	32.249	1'47.195	273,4	12:39'51.797
6	19.202	33.044	22.164	32.608	1'47.018	275,5	12:41'38.815
7	19.031	33.112	22.039	32.091	1'46.273	270,7	12:43'25.088

11° 56 P. SEBESTYEN (1'46.548)

Lap	Seg.1	Seg.2	Seg.3	Seg.4	Lap Time	km/h	Local Time	
1			33.971	22.333	32.636	1'53.029	237,4	12:32'44.488
2	19.325	33.273	22.201	31.999	1'46.798	272,0	12:34'31.286	
3	19.269	33.405	22.236	32.289	1'47.199	269,3	12:36'18.485	
4	19.155	33.079	22.161	32.272	1'46.667	269,3	12:38'05.152	
5	19.141	33.217	22.404	32.149	1'46.911	269,3	12:39'52.063	
6	19.096	33.237	22.173	32.397	1'46.903	270,7	12:41'38.966	
7	19.093	33.203	22.196	32.056	1'46.548	270,0	12:43'25.514	
8	19.140	33.124	22.257	32.242	1'46.763	269,3	12:45'12.277	
9	19.069	33.339	22.122	32.248	1'46.778	270,0	12:46'59.055	
10	19.164	33.254	22.212	32.259	1'46.889	269,3	12:48'45.944	
11	19.907	33.836	22.163	32.416	1'48.322	271,4	12:50'34.266	
12	19.215	33.268	22.257	32.402	1'47.108	266,0	12:52'21.374	
13	19.121	33.413	22.214	32.273	1'47.021	268,0	12:54'08.395	
14	19.167	33.468	22.202	32.391	1'47.228	264,1	12:55'55.623	
15	19.309	33.421	22.225	32.280	1'47.235	263,4	12:57'42.858	
16	19.237	33.313	22.159	32.425	1'47.134	264,7	12:59'29.992	
17	19.205	33.396	22.276	32.848	1'47.725	266,0	13:01'17.717	

Race Time 30'26.258

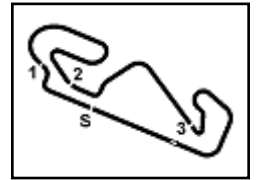
12° 47 A. BASSANI (1'46.592)

Lap	Seg.1	Seg.2	Seg.3	Seg.4	Lap Time	km/h	Local Time	
1			34.026	22.547	32.524	1'53.384	236,3	12:32'44.843
2	19.273	33.298	22.393	32.191	1'47.155	277,6	12:34'31.998	
3	19.068	33.262	22.328	32.128	1'46.786	268,7	12:36'18.784	
4	19.112	33.134	22.217	32.129	1'46.592	274,1	12:38'05.376	
5	19.178	33.242	22.230	32.289	1'46.939	272,0	12:39'52.315	
6	19.162	33.210	22.227	32.492	1'47.091	271,4	12:41'39.406	
7	19.161	33.690	22.336	32.278	1'47.465	269,3	12:43'26.871	
8	19.257	33.280	22.317	32.350	1'47.204	270,0	12:45'14.075	
9	19.284	33.161	22.286	32.360	1'47.091	266,7	12:47'01.166	
10	19.200	33.250	22.241	32.413	1'47.104	266,7	12:48'48.270	
11	19.566	33.459	22.411	32.591	1'48.027	263,4	12:50'36.297	
12	19.419	33.278	22.416	32.522	1'47.635	251,7	12:52'23.932	
13	19.200	33.289	22.322	32.500	1'47.311	267,3	12:54'11.243	
14	19.209	33.356	22.367	32.339	1'47.271	264,1	12:55'58.514	
15	19.188	33.409	22.361	32.462	1'47.420	264,1	12:57'45.934	
16	19.244	33.349	22.396	32.485	1'47.474	265,4	12:59'33.408	
17	19.425	33.710	22.341	32.505	1'47.981	264,1	13:01'21.389	

Race Time 30'29.930

13° 34 K. MANFREDI (1'46.626)

Lap	Seg.1	Seg.2	Seg.3	Seg.4	Lap Time	km/h	Local Time	
1			33.900	22.476	32.812	1'53.215	238,9	12:32'44.674
2	19.237	33.336	22.347	32.292	1'47.212	277,6	12:34'31.886	
3	19.418	33.208	22.248	32.267	1'47.141	269,3	12:36'19.027	
4	19.045	33.181	22.166	32.234	1'46.626	274,1	12:38'05.653	
5	19.058	33.258	22.226	32.330	1'46.872	272,0	12:39'52.525	
6	19.012	33.268	22.139	32.373	1'46.792	274,1	12:41'39.317	
7	19.393	33.233	22.292	32.334	1'47.252	271,4	12:43'26.569	
8	19.207	33.325	22.332	32.607	1'47.471	268,7	12:45'14.040	
9	19.408	33.321	22.251	32.226	1'47.206	266,7	12:47'01.246	
10	19.238	33.337	22.281	32.351	1'47.207	266,7	12:48'48.453	



Acerbis Catalunya Round, 18 - 20 September 2020

Chronological Analysis Race 2

Circuit de Barcelona 4.627 m

Start at 12:30'51.459

3 / 4

11	19.165	33.540	22.412	32.689	1'47.806	272,7	12:50'36.259	14	19.360	33.636	22.244	32.832	1'48.072	270,7	12:56'10.290
12	19.594	33.397	22.543	32.487	1'48.021	251,7	12:52'24.280	15	19.355	34.045	22.514	32.645	1'48.559	269,3	12:57'58.849
13	19.140	33.272	22.363	32.350	1'47.125	270,0	12:54'11.405	16	19.176	33.737	22.516	32.826	1'48.255	273,4	12:59'47.104
14	19.161	33.413	22.347	32.365	1'47.286	269,3	12:55'58.691	17	19.303	33.479	22.255	32.907	1'47.944	275,5	13:01'35.048
15	19.140	33.469	22.392	32.461	1'47.462	269,3	12:57'46.153								Race Time 30'43.589
16	19.153	33.397	22.396	32.447	1'47.393	272,7	12:59'33.546								
17	19.129	34.019	22.389	32.378	1'47.915	270,7	13:01'21.461								

Race Time 30'30.002

14° 25 A. VERDOIA (1'47.186)							
Lap	Seg.1	Seg.2	Seg.3	Seg.4	Lap Time	km/h	Local Time
1		34.338	22.556	32.669	1'53.734	240,0	12:32'45.193
2	19.317	33.107	22.323	32.903	1'47.850	268,7	12:34'33.043
3	19.267	33.219	22.310	32.441	1'47.237	269,3	12:36'20.280
4	19.165	33.225	22.250	32.546	1'47.186	268,7	12:38'07.466
5	19.287	33.280	22.347	32.519	1'47.433	266,7	12:39'54.899
6	19.143	33.330	22.351	32.544	1'47.368	266,7	12:41'42.267
7	19.123	33.321	22.419	32.580	1'47.443	266,7	12:43'29.710
8	19.310	33.374	22.407	32.666	1'47.757	266,0	12:45'17.467
9	19.277	33.365	22.377	32.464	1'47.483	266,7	12:47'04.950
10	19.190	33.372	22.384	32.685	1'47.631	266,0	12:48'52.581
11	19.276	33.431	22.485	32.704	1'47.896	265,4	12:50'40.477
12	19.206	33.476	22.448	32.900	1'48.030	267,3	12:52'28.507
13	19.324	33.530	22.544	32.657	1'48.055	268,0	12:54'16.562
14	19.393	33.565	22.476	32.822	1'48.256	262,8	12:56'04.818
15	19.424	33.516	22.482	32.811	1'48.233	264,1	12:57'53.051
16	19.353	33.608	22.512	32.759	1'48.232	265,4	12:59'41.283
17	19.337	33.589	22.472	32.800	1'48.198	265,4	13:01'29.481

Race Time 30'38.022

15° 84 L. CRESSON (1'47.257)							
Lap	Seg.1	Seg.2	Seg.3	Seg.4	Lap Time	km/h	Local Time
1		34.367	22.611	32.780	1'53.975	232,8	12:32'45.434
2	19.187	33.335	22.437	32.982	1'47.941	275,5	12:34'33.375
3	19.356	33.615	22.473	32.567	1'48.011	266,7	12:36'21.386
4	19.227	33.538	22.417	32.447	1'47.629	267,3	12:38'09.015
5	19.468	33.670	22.389	32.448	1'47.975	265,4	12:39'56.990
6	19.104	33.535	22.292	32.326	1'47.257	268,0	12:41'44.247
7	19.187	34.029	22.557	32.510	1'48.283	269,3	12:43'32.530
8	19.351	33.493	22.294	33.088	1'48.226	264,7	12:45'20.756
9	19.239	33.531	22.178	32.485	1'47.433	269,3	12:47'08.189
10	19.272	34.084	22.407	32.674	1'48.437	262,1	12:48'56.626
11	19.764	34.217	22.500	33.068	1'49.549	260,2	12:50'46.175
12	19.172	33.667	22.405	32.570	1'47.814	270,0	12:52'33.989
13	19.144	33.872	22.459	32.553	1'48.028	268,7	12:54'22.017
14	19.252	33.664	22.386	32.426	1'47.728	262,8	12:56'09.745
15	19.418	33.798	22.328	32.717	1'48.261	264,7	12:57'58.006
16	19.478	33.911	22.316	32.836	1'48.541	262,8	12:59'46.547
17	19.440	33.647	22.235	33.135	1'48.457	264,1	13:01'35.044

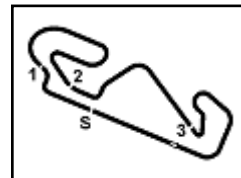
Race Time 30'43.545

16° 30 G. VAN STRAALLEN (1'47.482)							
Lap	Seg.1	Seg.2	Seg.3	Seg.4	Lap Time	km/h	Local Time
1		34.376	22.675	33.063	1'54.525	241,6	12:32'45.984
2	19.236	33.281	23.283	32.506	1'48.306	272,7	12:34'34.290
3	19.238	33.644	22.314	33.428	1'48.624	272,7	12:36'22.914
4	19.423	33.588	22.337	32.443	1'47.791	271,4	12:38'10.705
5	19.722	33.386	22.390	32.747	1'48.245	274,1	12:39'58.950
6	19.411	33.520	22.655	32.583	1'48.169	275,5	12:41'47.119
7	19.512	33.307	22.292	33.218	1'48.329	272,0	12:43'35.448
8	19.268	33.325	22.538	32.632	1'47.763	268,0	12:45'23.211
9	19.590	33.380	22.350	32.635	1'47.955	266,7	12:47'11.166
10	19.324	33.341	22.500	32.543	1'47.708	267,3	12:48'58.874
11	19.208	33.428	22.439	32.407	1'47.482	269,3	12:50'46.356
12	19.556	33.477	22.364	32.373	1'47.770	276,9	12:52'34.126
13	19.298	33.727	22.423	32.644	1'48.092	273,4	12:54'22.218

20/09/2020 P = Pits In/Out - C = Lap Time Cancelled

These data/results cannot be reproduced, stored and/or transmitted in whole or in part by any manner of electronic, mechanical, photocopying, recording, broadcasting or otherwise now known or herein after developed without the previous express consent by the copyright owner, except for reproduction in daily press and regular printed publications on sale to the public within 60 days of the event related to those data/results and always provided that copyright symbol appears together as follows below.

© DORNA WSBK ORGANIZATION Srl 2020



Acerbis Catalunya Round, 18 - 20 September 2020

Chronological Analysis Race 2

Start at 12:30'51.459

17	19.531	34.115	22.585	33.114	1'49.345	260,2	13:01'44.694
Race Time 30'53.235							

20° 57 G. ERILL (1'48.686)							
Lap	Seg.1	Seg.2	Seg.3	Seg.4	Lap Time	km/h	Local Time
1		34.829	22.872	33.091	1'59.834	233,3	12:32'51.293
2	19.952	33.857	22.758	32.863	1'49.430	261,5	12:34'40.723
3	19.983	33.736	22.775	32.680	1'49.174	261,5	12:36'29.897
4	20.187	33.677	22.819	32.767	1'49.450	261,5	12:38'19.347
5	19.938	33.769	22.777	32.818	1'49.302	260,9	12:40'08.649
6	19.778	33.631	22.772	32.762	1'48.943	261,5	12:41'57.592
7	19.748	33.602	22.620	32.716	1'48.686	262,1	12:43'46.278
8	19.696	33.898	22.767	33.070	1'49.431	261,5	12:45'35.709
9	19.933	33.881	22.746	32.943	1'49.503	260,9	12:47'25.212
10	19.663	34.071	22.779	32.712	1'49.225	260,2	12:49'14.437
11	19.672	33.680	22.765	32.694	1'48.811	260,2	12:51'03.248
12	19.758	33.783	22.821	32.737	1'49.099	262,8	12:52'52.347
13	19.731	33.816	22.601	32.744	1'48.892	261,5	12:54'41.239
14	19.771	33.816	22.697	32.758	1'49.042	259,0	12:56'30.281
15	19.858	33.862	22.642	32.807	1'49.169	259,6	12:58'19.450
16	19.824	33.871	22.570	32.910	1'49.175	260,9	13:00'08.625
17	19.653	33.980	22.886	32.974	1'49.493	261,5	13:01'58.118
Race Time 31'06.659							

RET 22 F. FULIGNI (1'47.379)							
Lap	Seg.1	Seg.2	Seg.3	Seg.4	Lap Time	km/h	Local Time
1		34.486	23.102	32.898	1'55.179	236,8	12:32'46.638
2	19.511	33.541	22.574	32.599	1'48.225	272,7	12:34'34.863
3	19.179	33.385	22.414	32.621	1'47.599	272,0	12:36'22.462
4	19.384	33.354			1'47.624	268,7	12:38'10.086
5					1'48.722		12:39'58.808
6			22.502	32.763	1'48.123		12:41'46.931
7	19.350	33.523	22.467	33.299	1'48.639	264,1	12:43'35.570
8	19.246	33.325	22.338	32.732	1'47.641	268,0	12:45'23.211
9	19.490	33.380	22.350	32.735	1'47.955	266,7	12:47'11.166
10	19.224	33.341	22.500	32.314	1'47.379	267,3	12:48'58.545
11	19.437	33.428	22.439	33.243	1'48.547	269,3	12:50'47.092
12	18.920	33.977	22.364	32.621	1'47.882	276,9	12:52'34.974
13	19.150	33.727	22.423	32.704	1'48.004	273,4	12:54'22.978
14	19.300	33.636	22.244	32.820	1'48.000	270,7	12:56'10.978
15	19.367	34.045	22.514	51.816	2'07.742P	273,4	12:58'18.720
Race Time 27'27.261							

RET 85 O. GUTIERREZ IGLESIAS (1'47.150)							
Lap	Seg.1	Seg.2	Seg.3	Seg.4	Lap Time	km/h	Local Time
1		33.546	22.462	32.309	1'51.589	240,0	12:32'43.048
2	19.129	33.138	22.174	32.709	1'47.150	269,3	12:34'30.198
Race Time 3'38.739							

RET 11 K. SMITH (1'47.046)							
Lap	Seg.1	Seg.2	Seg.3	Seg.4	Lap Time	km/h	Local Time
1		33.460	22.405	32.666	1'52.314	236,8	12:32'43.773
2	19.608	33.129	22.133	32.176	1'47.046	264,1	12:34'30.819
Race Time 3'39.360							

RET 9 G. HENDRA PRATAMA							
Lap	Seg.1	Seg.2	Seg.3	Seg.4	Lap Time	km/h	Local Time
1		34.093	22.504	32.548	1'52.747	241,1	12:32'44.206
Race Time 1'52.747							

20/09/2020

P = Pits In/Out - C = Lap Time Cancelled

These data/results cannot be reproduced, stored and/or transmitted in whole or in part by any manner of electronic, mechanical, photocopying, recording, broadcasting or otherwise now known or herein after developed without the previous express consent by the copyright owner, except for reproduction in daily press and regular printed publications on sale to the public within 60 days of the event related to those data/results and always provided that copyright symbol appears together as follows below.

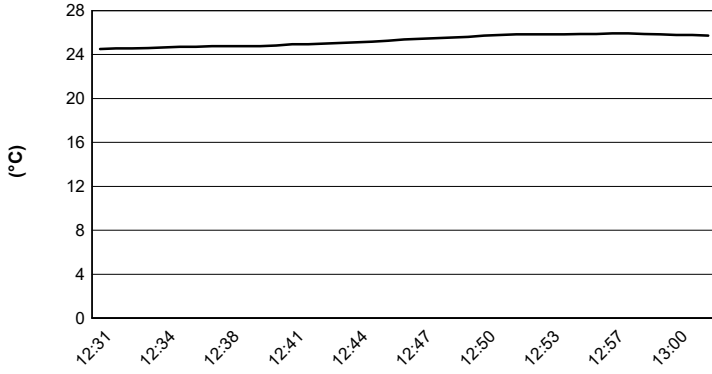
© DORNA WSBK ORGANIZATION Srl 2020

Acerbis Catalunya Round, 18 - 20 September 2020

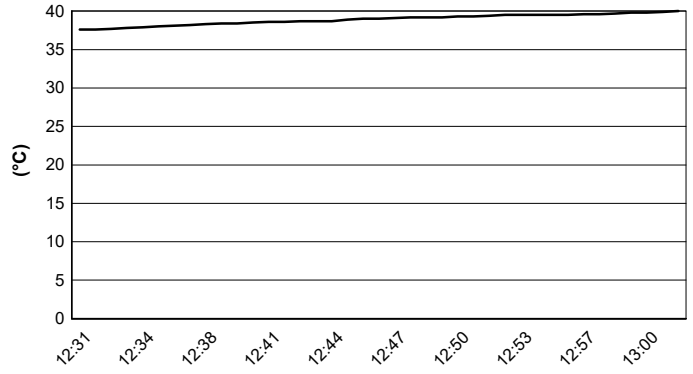
Weather Report Race 2

Session started 12:31 - Session ended 13:02

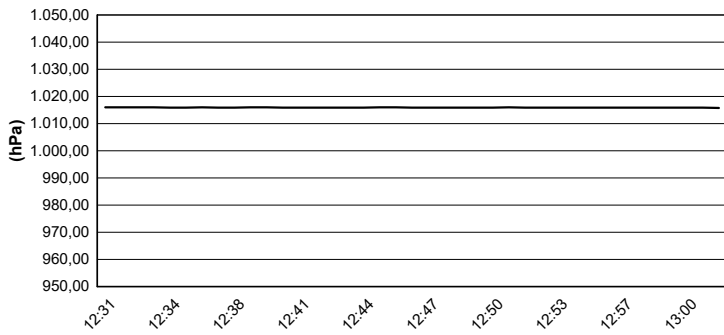
Air Temperature



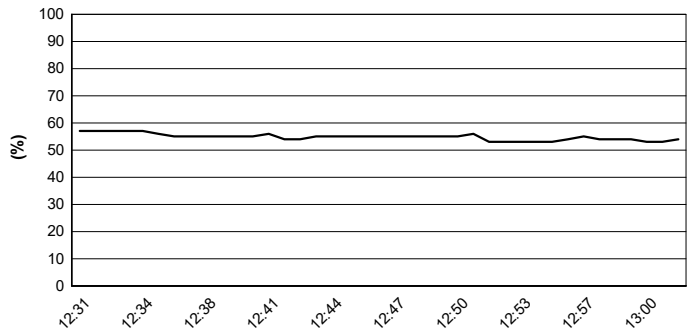
Track Temperature



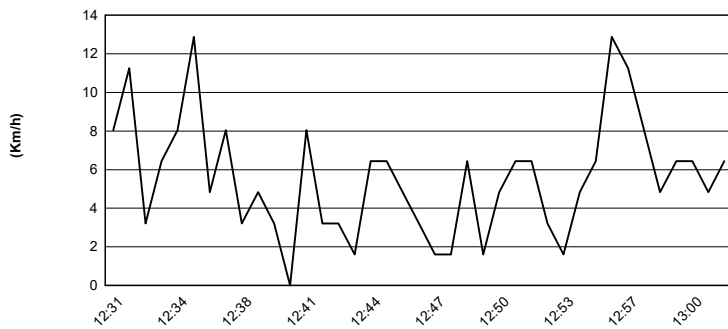
Air Pressure



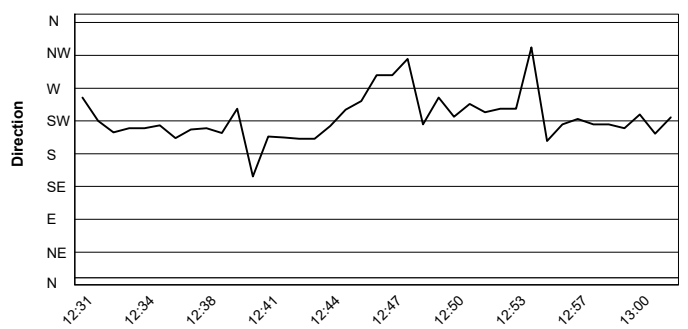
Humidity



Wind Speed



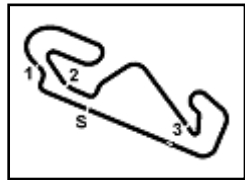
Wind Direction



20/09/2020

These data/results cannot be reproduced, stored and/or transmitted in whole or in part by any manner of electronic, mechanical, photocopying, recording, broadcasting or otherwise now known or herein after developed without the previous express consent by the copyright owner, except for reproduction in daily press and regular printed publications on sale to the public within 60 days of the event related to those data/results and always provided that copyright symbol appears together as follows below.

© DORNA WSBK ORGANIZATION Srl 2020



Acerbis Catalunya Round, 18 - 20 September 2020

Manufacturers Standings

Circuit de Barcelona 4.627 m

Rank	Manufacturer	Points	Points From First	Points From Previous	March 1 PHILLIP ISLAND		August 2 JEREZ		August 9 PORTIMÃO		August 30 ARAGON		September 6 TERUEL		September 20 BARCELONA		October 4 MAGNY-COURS		October 18 ESTORIL	
					1	2	1	2	1	2	1	2	1	2	1	2	1	2	1	2
1	YAMAHA	275			25	25	25	25	25	25	25	25	25	25						
					1	1	1	1	1	1	1	1	1	1						
2	KAWASAKI	178	97		13	16	16	20	11	16	13	13	20	20	20	20				
					2	2	2	2	2	2	2	2	2	2	2	2				
3	MV AGUSTA	108	167	70		11	11	16	4	13	16	20	2	2	13	13				
						3	3	3	3	3	3	3	3	3	3	3				
4	HONDA	14	261	94	5					1	1			7						
					3	4	4	4	4	4	4	4	4	4	4	4				

20/09/2020 First Line: Championship Standings - Second Line: Ranking Progression

These data/results cannot be reproduced, stored and/or transmitted in whole or in part by any manner of electronic, mechanical, photocopying, recording, broadcasting or otherwise now known or herein after developed without the previous express consent by the copyright owner, except for reproduction in daily press and regular printed publications on sale to the public within 60 days of the event related to those data/results and always provided that copyright symbol appears together as follows below.

© DORNA WSBK ORGANIZATION Srl 2020

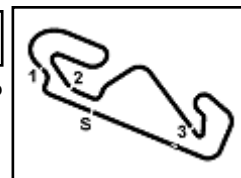
FIAT PERUGIA TIMING



Official Tyre Supplier



Official Timekeeper



Acerbis Catalunya Round, 18 - 20 September 2020

Team Standings

	March 1 PHILLIP ISLAND	August 2 JEREZ	August 9 PORTIMÃO	August 30 ARAGON	September 6 TERUEL	September 20 BARCELONA	October 4 MAGNY-COURS	October 18 ESTORIL												
1 Kawasaki Puccetti Racing	283																			
MAHIAS Lucas	159	13	13	16	20	11	13	13	20	20	20									
OETTL Philipp	124		16	13	9	11	16	11	11	13	8	16								
2 BARDAHL Evan Bros. WorldSSP Team	263 (-20)																			
LOCATELLI Andrea	263	25	25	25	25	25	25	25	25	13	25									
3 GMT94 Yamaha	258 (-25)																			
CLUZEL Jules	146	20	20	20	10	20	20	20	16											
PEROLARI Corentin	96	16	9	10	13	9	6	9	7	9		8								
SMITH Kyle	16									16										
4 Kallio Racing	149 (-134)																			
VINALES Isaac	90	8	9	11	16	9	10		16	1	10									
SOOMER Hannes	59	11	6	7	7	8			11	3	6									
5 MV Agusta Reparto Corse	127 (-156)																			
DE ROSA Raffaele	106		11	11	16	4	13	16	20		2	13								
FULIGNI Federico	21		3	2		4	4	6	2											
6 EAB Ten Kate Racing	95 (-188)																			
ODENDAAL Steven	95	10	10	8	8	13	10	8		7	10	11								
7 Kawasaki ParkinGO Team	89 (-194)																			
GONZALEZ Manuel	89	9	8	6	6	10	8	6	10	8	9	9								
8 WRP Wepol Racing	55 (-228)																			
WEBB Danny	55	6	4	5	5		7	7	8	6		7								
9 OXXO Yamaha Team Toth	54 (-229)																			
SEBESTYEN Peter	42	4			4	5		5	9	10		5								
CRESSON Loris	12	1	2		1	2					5	1								
10 bLU cRU WorldSSP by MS Racing	42 (-241)																			
VERDOIA Andy	33	3		1					1	1	25	2								
HENDRA PRATAMA Galang	9				1				4	4										
11 Turkish Racing Team	34 (-249)																			
ONCU Can Alexander	34	7	7	4		6	3	3			4									
12 EMPERADOR Racing Team	25 (-258)																			
RUIZ CARRANZA Alejandro	25		5	3		5	2	5	5											
13 Altogoo Racing Team	22 (-261)																			
MANFREDI Kevin	20				3			3		11	3									
HERRERA Maria	2					2														
14 Soradis Yamaha Motoxracing	18 (-265)																			
BASSANI Axel	18			3				2	3	6	4									
15 Dynavolt Honda	14 (-269)																			
PONS Miquel	7									7										
HOBELBERGER Patrick	6	5				1														
OKUBO Hikari	1						1													
16 H43 Team NOBBY	9 (-274)																			
PONS Miquel	9			2	7															
17 MPM Routz Racing Team	2 (-281)																			
VAN SIKKELERUS Jaimie	2	2																		
18 DK MOTORSPORT	1 (-282)																			
MONTELLA Luigi	1		1																	

20/09/2020 * Independent teams

These data/results cannot be reproduced, stored and/or transmitted in whole or in part by any manner of electronic, mechanical, photocopying, recording, broadcasting or otherwise now known or herein after developed without the previous express consent by the copyright owner, except for reproduction in daily press and regular printed publications on sale to the public within 60 days of the event related to those data/results and always provided that copyright symbol appears together as follows below.

© DORNA WSBK ORGANIZATION Srl 2020

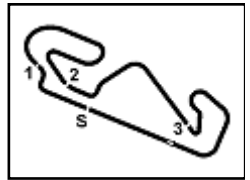
FICR PERUGIA TIMING



Official Tyre Supplier



Official Timekeeper



Acerbis Catalunya Round, 18 - 20 September 2020

Team Standings

March 1 PHILLIP ISLAND	August 2 JEREZ	August 9 PORTIMÃO	August 30 ARAGON	September 6 TERUEL	September 20 BARCELONA	October 4 MAGNY-COURS	October 18 ESTORIL
----------------------------------	--------------------------	-----------------------------	----------------------------	------------------------------	----------------------------------	---------------------------------	------------------------------

20/09/2020

These data/results cannot be reproduced, stored and/or transmitted in whole or in part by any manner of electronic, mechanical, photocopying, recording, broadcasting or otherwise now known or herein after developed without the previous express consent by the copyright owner, except for reproduction in daily press and regular printed publications on sale to the public within 60 days of the event related to those data/results and always provided that copyright symbol appears together as follows below.

© DORNA WSBK ORGANIZATION Srl 2020

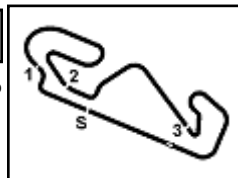
FICR PERUGIA TIMING



Official Tyre Supplier



Official Timekeeper



Acerbis Catalunya Round, 18 - 20 September 2020

Race Winners

Circuit de Barcelona 4.627 m

	2017	2018	2019	2020
01 Phillip Island	Rolfo R. (ITA) MVA	Mahias L. (FRA) YAM	Krummenacher R. (SUI) YAM	Locatelli A. (ITA) YAM
02 Jerez	Caricasulo F. (ITA) YAM		Caricasulo F. (ITA) YAM	RC1: Locatelli A. (ITA) YAM RC2: Locatelli A. (ITA) YAM
03 Portimão	Sofuoglu K. (TUR) KAW	Mahias L. (FRA) YAM	Caricasulo F. (ITA) YAM	RC1: Locatelli A. (ITA) YAM RC2: Locatelli A. (ITA) YAM
04 Aragón 1	Mahias L. (FRA) YAM	Cortese S. (GER) YAM	Krummenacher R. (SUI) YAM	RC1: Locatelli A. (ITA) YAM RC2: Locatelli A. (ITA) YAM
05 Aragón 2				RC1: Locatelli A. (ITA) YAM RC2: Locatelli A. (ITA) YAM
06 Barcelona				RC1: Verdoia A. (FRA) YAM RC2: Locatelli A. (ITA) YAM
07 Magny-Cours	Tuuli N. (FIN) YAM	Cluzel J. (FRA) YAM	Mahias L. (FRA) KAW	
08 Estoril				

2020

- 10 **A. Locatelli**
- 1 A. Verdoia

ALL TIMES

43 K. Sofuoglu	6 B. Parkes	2 A. West	1 R. Wilairot
20 J. Cluzel	6 J. Teuchert	2 R. Xaus	1 L. Zanetti
16 F. Foret	6 M. van der Mark	1 A. Badovini	1 W. Zeelenberg
12 S. Charpentier	5 C. Crutchlow	1 P. Bontempi	
12 E. Laverty	4 K. Curtain	1 L. Lanzi	
11 K. Muggeridge	4 C. Vermeulen	1 S. Morais	
10 A. Locatelli	4 J. Whitham	1 G. Nannelli	
8 S. Lowes	3 C. Kellner	1 M. Pirro	
7 L. Mahias	3 J. Lascorz	1 G. Rea	
7 A. Pitt	3 I. MacPherson	1 P. Riba	
6 F. Caricasulo	3 J. Rea	1 M. Roccoli	
6 P. Casoli	3 L. Scassa	1 R. Rolfo	
6 S. Chambon	3 K. Smith	1 Y. Tiberio	
6 C. Davies	2 J. Brookes	1 N. Tuuli	
6 K. Fujiwara	2 S. Cortese	1 J. Vd Goorbergh	
6 R. Krummenacher	2 P. Jacobsen	1 A. Verdoia	

20/09/2020

These data/results cannot be reproduced, stored and/or transmitted in whole or in part by any manner of electronic, mechanical, photocopying, recording, broadcasting or otherwise now known or herein after developed without the previous express consent by the copyright owner, except for reproduction in daily press and regular printed publications on sale to the public within 60 days of the event related to those data/results and always provided that copyright symbol appears together as follows below.

© DORNA WSBK ORGANIZATION Srl 2020

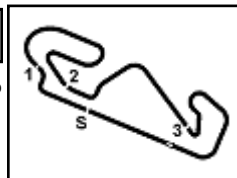
FKR PERUGIA TIMING



Official Tyre Supplier



Official Timekeeper



Acerbis Catalunya Round, 18 - 20 September 2020

Best Laps & Speeds

Circuit de Barcelona 4.627 m

1 / 2

No.	Rider Bike	Nat	Best Lap		FP1		FP2		FP3		SP		RC1		WUP		RC2	
			LL	SPD	LL	SPD	LL	SPD	LL	SPD	LL	SPD	LL	SPD	LL	SPD	LL	SPD
1	55 A. LOCATELLI Yamaha YZF R6	ITA	1'44.958		1'45.940	1'48.574	1'59.372		1'44.958	1'45.869	1'45.416	1'45.926						
			79	281,2	19	274,1	7	281,2	9	266,6	9	276,9	11	275,5	7	272,7	17	279,7
2	44 L. MAHIAS Kawasaki ZX-6R	FRA	1'44.989		1'45.682	1'48.344	1'59.542		1'44.989	1'46.162	1'45.652	1'46.042						
			71	278,3	17	275,5	3	275,5	6	265,3	10	270,6	11	273,4	7	268,6	17	278,3
3	94 C. PEROLARI Yamaha YZF R6	FRA	1'45.204		1'46.143	1'48.612	1'59.698		1'45.204	1'46.582	1'45.579	1'46.132						
			76	279,0	15	279,0	5	273,4	9	267,3	12	278,3	10	276,9	8	276,2	17	275,5
4	81 M. GONZALEZ Kawasaki ZX-6R	ESP	1'45.297		1'46.747	1'55.050	2'01.452		1'45.297	1'46.632	1'45.906	1'46.062						
			74	278,3	17	278,3	6	270,0	8	272,0	10	272,7	11	275,5	5	271,3	17	278,3
5	3 R. DE ROSA MV Agusta F3 675	ITA	1'45.501		1'46.412	1'49.137	2'02.455		1'45.501	1'46.091	1'46.379	1'46.113						
			82	279,7	19	276,9	14	274,1	2	265,3	12	274,1	10	279,7	8	272,7	17	278,3
6	5 P. OETTL Kawasaki ZX-6R	GER	1'45.576		1'45.913	1'49.953	2'00.803		1'45.576	1'46.110	1'45.721	1'45.944						
			71	282,7	17	273,4	5	275,5	4	266,0	11	282,7	11	272,7	6	275,5	17	274,1
7	32 I. VINALES Yamaha YZF R6	ESP	1'45.696		1'45.741	1'47.711			1'45.921	1'46.694	1'45.696	1'45.907						
			72	284,9	15	272,7	11	276,9			11	268,6	10	275,5	8	273,4	17	284,9
8	11 K. SMITH Yamaha YZF R6	GBR	1'45.890		1'46.640	1'49.730	1'58.483		1'45.890	1'46.358	1'46.074	1'47.046						
			65	284,2	17	272,0	5	274,1	9	266,6	13	272,0	11	278,3	8	269,3	2	284,2
9	4 S. ODENDAAL Yamaha YZF R6	RSA	1'45.971		1'45.971	1'50.684	2'01.366		1'46.279	1'47.107	1'46.928	1'45.982						
			76	281,2	18	275,5	5	274,8	9	268,6	11	275,5	11	277,6	5	270,0	17	281,2
10	38 H. SOOMER Yamaha YZF R6	EST	1'46.086		1'46.862	1'48.716	2'01.683		1'46.086	1'46.956	1'46.275	1'46.273						
			77	278,3	17	273,4	7	271,3	8	265,3	10	270,6	10	276,9	8	276,2	17	278,3
11	99 D. WEBB Yamaha YZF R6	GBR	1'46.160		1'46.789	1'49.111	2'00.470		1'46.160	1'47.882	1'46.583	1'46.208						
			78	276,9	15	273,4	10	272,0	9	267,9	10	272,7	10	266,0	7	276,9	17	274,8
12	85 O. GUTIERREZ IGLESIAS Yamaha YZF R6	ESP	1'46.447		1'49.434	1'54.542	2'07.316		1'46.447	1'47.139	1'46.992	1'47.150						
			51	278,3	3	270,0	13	274,1	5	262,7	11	274,8	10	278,3	7	271,3	2	269,3
13	25 A. VERDOIA Yamaha YZF R6	FRA	1'46.466		1'47.265	1'56.884	2'01.525		1'46.466	1'47.838	1'47.065	1'47.186						
			75	272,7	13	270,0	7	265,3	9	261,5	10	271,3	11	267,9	8	272,7	17	269,3
14	34 K. MANFREDI Yamaha YZF R6	ITA	1'46.512		1'46.845	1'49.095	2'00.773		1'46.625	1'46.810	1'46.512	1'46.626						
			71	277,6	17	276,9	8	277,6	7	262,7	4	276,9	11	272,7	7	272,7	17	277,6
15	47 A. BASSANI Yamaha YZF R6	ITA	1'46.517		1'47.371	2'02.487	2'02.221		1'46.517	1'47.609	1'46.521	1'46.592						
			76	277,6	16	270,6	6	266,6	7	262,7	11	277,6	11	271,3	8	270,0	17	277,6
16	56 P. SEBESTYEN Yamaha YZF R6	HUN	1'46.548		1'47.895	1'50.572	2'01.510		1'46.673	1'47.311	1'46.581	1'46.548						
			80	273,4	16	270,6	12	266,6	6	263,4	11	267,9	10	273,4	8	268,6	17	272,0
17	61 C. ONCU Kawasaki ZX-6R	TUR	1'46.554		1'46.818	1'51.162	2'02.185		1'46.554	1'46.936	1'46.588							
			57	276,2	16	268,6	8	267,9	9	264,7	7	270,6	10	276,2	7	273,4		
18	77 M. PONS Honda CBR600RR	ESP	1'46.960		1'47.625	1'54.692	2'01.399		1'47.245	1'47.686	1'46.960	1'47.651						
			79	274,8	18	270,6	5	266,6	9	265,3	11	270,6	11	270,6	8	274,8	17	274,8
19	9 G. HENDRA PRATAMA Yamaha YZF R6	INA	1'47.062		1'48.667	1'59.174	2'03.091		1'47.062		1'48.260							
			49	277,6	16	277,6	11	262,1	6	263,4	10	274,8			6	269,3		
20	22 F. FULIGNI MV Agusta F3 675	ITA	1'47.125		1'48.270	1'52.498				1'48.517	1'47.125	1'47.379						
			64	276,9	17	267,9	15	270,0			10	274,1	7	270,0	15	276,9		
21	52 P. HOBELSBERGER Honda CBR600RR	GER	1'47.213		1'47.665		2'05.769		1'47.213	1'48.106	1'47.413							
			52	274,1	16	270,6		9	255,9	10	271,3	9	268,6	8	274,1			
22	84 L. CRESSON Yamaha YZF R6	BEL	1'47.257		1'48.349	1'54.291	2'04.724		1'47.641	1'47.533	1'47.726	1'47.257						
			73	275,5	19	274,8	4	267,9	4	264,7	11	270,6	11	274,8	7	270,6	17	275,5
23	12 A. RUIZ CARRANZA Yamaha YZF R6	ESP	1'47.287		1'48.396	2'03.584	2'02.862		1'47.779	1'48.179	1'47.530	1'47.287						
			83	279,7	19	274,8	15	265,3	4	267,9	11	275,5	9	278,3	8	274,8	17	279,7
24	30 G. VAN STRAALEN Yamaha YZF R6	NED	1'47.482		1'49.283	1'52.605	2'03.037		1'48.321	1'48.042	1'48.342	1'47.482						
			81	276,9	20	272,7	8	264,7	8	260,8	11	276,9	9	272,7	8	274,8	17	276,9
25	2 L. MONTELLA Yamaha YZF R6	ITA	1'47.667		1'49.453	2'04.772	2'06.686		1'48.160	1'49.551	1'49.246	1'47.667						
			74	271,3	17	263,4	11	261,5	4	255,3	9	264,0	9	262,7	7	265,3	17	271,3

20/09/2020

These data/results cannot be reproduced, stored and/or transmitted in whole or in part by any manner of electronic, mechanical, photocopying, recording, broadcasting or otherwise now known or herein after developed without the previous express consent by the copyright owner, except for reproduction in daily press and regular printed publications on sale to the public within 60 days of the event related to those data/results and always provided that copyright symbol appears together as follows below.

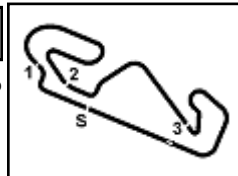
© DORNA WSBK ORGANIZATION Srl 2020

FICR PERUGIA TIMING


Official Tyre Supplier



Official Timekeeper



Acerbis Catalunya Round, 18 - 20 September 2020

Best Laps & Speeds

2 / 2

No.	Rider	Bike	Nat	Best Lap		FP1		FP2		FP3		SP		RC1		WUP		RC2	
				LL	SPD	LL	SPD	LL	SPD	LL	SPD	LL	SPD	LL	SPD	LL	SPD	LL	SPD
26	57	G. ERILL	ESP	1'48.119		1'49.953				2'02.174		1'48.119	1'48.965	1'48.704	1'48.686				
		Kawasaki ZX-6R		59 269,3	12 266,6			9 261,5	10 265,3	3 267,9	8 269,3	17 262,7							

20/09/2020

These data/results cannot be reproduced, stored and/or transmitted in whole or in part by any manner of electronic, mechanical, photocopying, recording, broadcasting or otherwise now known or herein after developed without the previous express consent by the copyright owner, except for reproduction in daily press and regular printed publications on sale to the public within 60 days of the event related to those data/results and always provided that copyright symbol appears together as follows below.

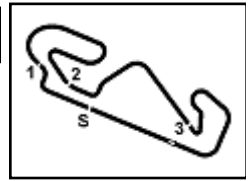
© DORNA WSBK ORGANIZATION Srl 2020

FKR PERUGIA TIMING


Official Tyre Supplier



Official Timekeeper



Acerbis Catalunya Round, 18 - 20 September 2020
Pirelli Best Lap Award

Circuit de Barcelona 4.627 m

	Points	Points From First	Points From Previous	March 1 PHILLIP ISLAND	August 2 JEREZ	August 9 PORTIMÃO	August 30 ARAGON	September 6 TERUEL	September 20 BARCELONA	October 4 MAGNY-COURS	October 18 ESTORIL							
1 LOCATELLI Andrea (ITA)	10			1	1 1	1 1	1 1	1 1	1									
2 VINALES Isaac (ESP)	1	9							1									

20/09/2020

These data/results cannot be reproduced, stored and/or transmitted in whole or in part by any manner of electronic, mechanical, photocopying, recording, broadcasting or otherwise now known or herein after developed without the previous express consent by the copyright owner, except for reproduction in daily press and regular printed publications on sale to the public within 60 days of the event related to those data/results and always provided that copyright symbol appears together as follows below.

© DORNA WSBK ORGANIZATION Srl 2020

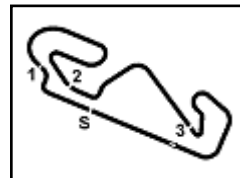
FKR PERUGIA TIMING



Official Tyre Supplier



Official Timekeeper



Acerbis Catalunya Round, 18 - 20 September 2020

Rider's Performance

Circuit de Barcelona 4.627 m

Rider	Points	Points From First	Points From Previous	March 1	August 2	August 9	August 30	September 6	September 20	October 4	October 18					
				PHILLIP ISLAND	JEREZ	PORTIMAO	ARAGON	TERUEL	BARCELONA	MAGNY-COURS	ESTORIL	G 1 2	G 1 2	G 1 2	G 1 2	G 1 2
1 LOCATELLI	263			1 1	1 1 1	1 1 1	1 1 1	1 1 1	1 4 1							
2 MAHIAS	159	104		3 5	4 4 3	5 2 Rt	3 5 4	5 4 2	2 2 2							
3 CLUZEL	146	117	13	4 3	2 2 2	2 6 2	4 2 2	4 3 Rt								
4 OETTL	124	139	22	6 Rt	3 3 4	6 7 5	2 3 5	6 5 4	6 8 3							
5 DE ROSA	106	157	18	5 Ex	7 5 5	9 3 12	6 4 3	3 2 Rt	5 14 4							
6 PEROLARI	96	167	10	9 4	6 7 6	3 4 7	11 10 7	12 9 7	3 16 8							
7 ODENDAAL	95	168	1	7 7	12 6 8	10 8 4	8 6 8	9 Rt 9	11 6 5							
8 VINALES	90	173	5	8 10	5 Rt 7	4 5 3	7 7 6	2 Rt 3	8 15 6							
9 GONZALEZ	89	174	1	13 8	8 8 10	8 10 6	10 8 10	8 6 8	4 7 7							
10 SOOMER	59	204	30	12 6	11 10 9	7 9 8	5 Rt Rt	7 19 5	9 13 10							
11 WEBB	55	208	4	14 12	14 12 11	12 11 22	13 9 9	13 8 10	10 18 9							
12 SEBESTYEN	42	221	13	16 14	16 Rt	11 12 11	9 Rt 11	10 7 6	17 20 11							
13 ONCU	34	229	8	11 11	17 9 12	17 Rt 10	12 13 13	11 Rt Rt	15 12 Rt							
14 VERDOIA	33	230	1	18 15	13 Rt 15	19 Rt 20	24 20 19	18 15 15	13 1 14							
15 RUIZ CARRANZA	25	238	8		15 11 13		15 11 14	16 11 11	22 23 18							
16 FULIGNI	21	242	4	10 Ex	18 13 14	15 Rt 16	14 12 12	14 10 14	17 Rt							
17 MANFREDI	20	243	1			14 Rt 13		20 13 Rt	16 5 13							
18 BASSANI	18	245	2		10 Rt Rt	16 13 19	16 18 Rt	23 14 13	14 10 12							
19 SMITH	16	247	2						7 3 Rt							
20 PONS	16	247	0			13 14 9			20 9 17							
21 CRESSON	12	251	4	22 17	23 14 18	20 15 14	22 19 17	24 16 16	21 11 15							
22 HENDRA PRATAM	9	254	3	23 18	20 Rt 16	21 17 15	20 16 21	17 12 12	18 Rt Rt							
23 HOBELSBERGER	6	257	3	19 13	19 Rt Rt	18 16 17	18 15 18	25 Rt 19	19 21 Rt							
24 HERRERA	2	261	4			23 19 18	21 14 20	22 17 17								
25 VAN SIKKELERUS	2	261	0	21 16												
26 OKUBO	1	262	1	15 Rt	9 Rt Rt		17 17 15	21 Rt Ns								
27 MONTELLA	1	262	0		24 15 19	24 Rt 21	23 21 22	19 18 Rt	24 24 19							

SP = Superpole - 1 = Race 1 - 2 = Race 2

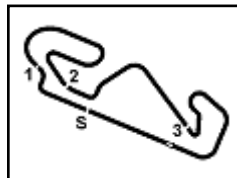
Ns = Did Not Start - Rt = Retired - Ex = Excluded

20/09/2020

These data/results cannot be reproduced, stored and/or transmitted in whole or in part by any manner of electronic, mechanical, photocopying, recording, broadcasting or otherwise now known or herein after developed without the previous express consent by the copyright owner, except for reproduction in daily press and regular printed publications on sale to the public within 60 days of the event related to those data/results and always provided that copyright symbol appears together as follows below.

© DORNA WSBK ORGANIZATION Srl 2020





Circuit de Barcelona 4.627 m

Acerbis Catalunya Round, 18 - 20 September 2020 Championship Standings

2 / 3

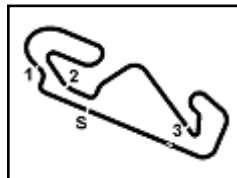
	Points	Points From First	Points From Previous	March 1	August 2	August 9	August 30	September 6	September 20	October 4	October 18						
				PHILLIP ISLAND	JEREZ	PORTIMÃO	ARAGON	TERUEL	BARCELONA	MAGNY-COURS	ESTORIL						
26 OKUBO Hikari (JPN)	1	262	1				1 24	25 25	26 26								
27 MONTELLA Luigi (ITA)	1	262	0		1 20 20	22 23	24 24	25 25	26 26								

20/09/2020 First Line: Championship Standings - Second Line: Ranking Progression

These data/results cannot be reproduced, stored and/or transmitted in whole or in part by any manner of electronic, mechanical, photocopying, recording, broadcasting or otherwise now known or herein after developed without the previous express consent by the copyright owner, except for reproduction in daily press and regular printed publications on sale to the public within 60 days of the event related to those data/results and always provided that copyright symbol appears together as follows below.

© DORNA WSBK ORGANIZATION Srl 2020





Acerbis Catalunya Round, 18 - 20 September 2020 Championship Standings

Points	Points From First	Points From Previous	WorldSSP Challenge															
			March 1 PHILLIP ISLAND	August 2 JEREZ	August 9 PORTIMÃO	August 30 ARAGON	September 6 TERUEL	September 20 BARCELONA	October 4 MAGNY-COURS	October 18 ESTORIL								
1 RUIZ CARRANZA Alejandro (ESP)	25		5 1	3 1	1 1	5 1	2 1	5 1	5 1	1 1								
2 MANFREDI Kevin (ITA)	20 5				3 2	2 2	2 2	3 2	3 2	11 2	3 2							
3 BASSANI Axel (ITA)	18 7 2				3 2	2 2	2 2	2 3	3 2	6 3	4 3							
4 HERRERA Maria (ESP)	2 23 16					2 4	4 4	4 4	4 4	4 4								
5 MONTELLA Luigi (ITA)	1 24 1		1 2	2 2	3 4	5 5	5 5	5 5	5 5	5 5								

20/09/2020 First Line: Championship Standings - Second Line: Ranking Progression

These data/results cannot be reproduced, stored and/or transmitted in whole or in part by any manner of electronic, mechanical, photocopying, recording, broadcasting or otherwise now known or herein after developed without the previous express consent by the copyright owner, except for reproduction in daily press and regular printed publications on sale to the public within 60 days of the event related to those data/results and always provided that copyright symbol appears together as follows below.

© DORNA WSBK ORGANIZATION Srl 2020