

Acerbis Catalunya Round, 18 - 20 September 2020

Results Free Practice 3rd Session

Circuit de Barcelona 4.627 m

1 / 2

No.	Rider	Nat	Team	Bike	Class	Time	Gap	Rel.	Laps	Speed	
										Avg	Max
1	11 K. SMITH	GBR	GMT94 Yamaha	Yamaha YZF R6		1'58.483			9	140,587	266,7
2	55 A. LOCATELLI	ITA	BARDAHL Evan Bros. WorldSSP Team	Yamaha YZF R6		1'59.372	0.889	0.889	9	139,540	266,7
3	44 L. MAHIAS	FRA	Kawasaki Puccetti Racing	Kawasaki ZX-6R		1'59.542	1.059	0.170	6	139,342	265,4
4	94 C. PEROLARI	FRA	GMT94 Yamaha	Yamaha YZF R6		1'59.698	1.215	0.156	9	139,160	267,3
5	99 D. WEBB	GBR	WRP Wepol Racing	Yamaha YZF R6		2'00.470	1.987	0.772	9	138,268	268,0
6	34 K. MANFREDI	ITA	Altoogo Racing Team	Yamaha YZF R6		2'00.773	2.290	0.303	7	137,922	262,8
7	5 P. OETTL	GER	Kawasaki Puccetti Racing	Kawasaki ZX-6R		2'00.803	2.320	0.030	4	137,887	266,0
8	4 S. ODENDAAL	RSA	EAB Ten Kate Racing	Yamaha YZF R6		2'01.366	2.883	0.563	9	137,248	268,7
9	77 M. PONS	ESP	Dynavolt Honda	Honda CBR600RR		2'01.399	2.916	0.033	9	137,210	265,4
10	81 M. GONZALEZ	ESP	Kawasaki ParkinGO Team	Kawasaki ZX-6R		2'01.452	2.969	0.053	8	137,150	272,0
11	56 P. SEBESTYEN	HUN	OXXO Yamaha Team Toth	Yamaha YZF R6		2'01.510	3.027	0.058	6	137,085	263,4
12	25 A. VERDOIA	FRA	bLU cRU WorldSSP by MS Racing	Yamaha YZF R6		2'01.525	3.042	0.015	9	137,068	261,5
13	38 H. SOOMER	EST	Kallio Racing	Yamaha YZF R6		2'01.683	3.200	0.158	8	136,890	265,4
14	57 G. ERILL	ESP	DEZA-ISMABON Racing Team	Kawasaki ZX-6R		2'02.174	3.691	0.491	9	136,340	261,5
15	61 C. ONCU	TUR	Turkish Racing Team	Kawasaki ZX-6R		2'02.185	3.702	0.011	9	136,328	264,7
16	47 A. BASSANI	ITA	Soradis Yamaha Motoxrcing	Yamaha YZF R6		2'02.221	3.738	0.036	7	136,288	262,8
17	3 R. DE ROSA	ITA	MV Agusta Reparto Corse	MV Agusta F3 675		2'02.455	3.972	0.234	2	136,027	265,4
18	12 A. RUIZ CARRANZA	ESP	EMPERADOR Racing Team	Yamaha YZF R6		2'02.862	4.379	0.407	4	135,577	268,0
19	30 G. VAN STRAALEN	NED	MPM Routz Racing Team	Yamaha YZF R6		2'03.037	4.554	0.175	8	135,384	260,9
20	9 G. HENDRA PRATAMA	INA	bLU cRU WorldSSP by MS Racing	Yamaha YZF R6		2'03.091	4.608	0.054	6	135,324	263,4
21	84 L. CRESSON	BEL	OXXO Yamaha Team Toth	Yamaha YZF R6		2'04.724	6.241	1.633	4	133,552	264,7
22	52 P. HOBELBERGER	GER	Dynavolt Honda	Honda CBR600RR		2'05.769	7.286	1.045	9	132,443	255,9
23	2 L. MONTELLA	ITA	DK MOTORSPORT	Yamaha YZF R6		2'06.686	8.203	0.917	4	131,484	255,3
----- Out 107% in this Session -----											
24	85 O. GUTIERREZ IGLESIAS	ESP	GMT94 Yamaha	Yamaha YZF R6		2'07.316	8.833	0.630	5	130,834	262,8
25	22 F. FULIGNI	ITA	MV Agusta Reparto Corse	MV Agusta F3 675					1		261,5
26	32 I. VINALES	ESP	Kallio Racing	Yamaha YZF R6					0		

Qualifying Lap Time (107% of 1'58.483): 2'06.778

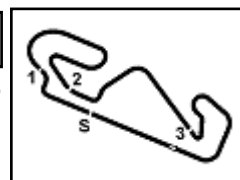
* WorldSSP Challenge

AIR	Humidity:	87%	Temp:	21°C
TRACK	Condition:	Wet	Temp:	22°C

Start End The results are provisional until the end of the time limit for protests and appeals
 19/09/2020 09:30 09:52 and the completion of the technical checks.

These data/results cannot be reproduced, stored and/or transmitted in whole or in part by any manner of electronic, mechanical, photocopying, recording, broadcasting or otherwise now known or herein after developed without the previous express consent by the copyright owner, except for reproduction in daily press and regular printed publications on sale to the public within 60 days of the event related to those data/results and always provided that copyright symbol appears together as follows below.

© DORNA WSBK ORGANIZATION Srl 2020



Acerbis Catalunya Round, 18 - 20 September 2020

Results Free Practice 3rd Session

Circuit de Barcelona 4.627 m

2 / 2

Session Highlights

Local Time	No. Rider	Description
09.26.30		WET PRACTICE - LIGHTS ON
09.30.00		Start
09.30.05		WorldSSP Pit Intervention Time: 1min 21secs
09.33.34	55 A. LOCATELLI	Current Lap Cancelled - Exceeded Track Limits - Turn 2
09.44.46	38 H. SOOMER	Current Lap Cancelled - Exceeded Track Limits - Turn 1
09.52.08		End Of Session

Fastest Laps Sequence

No.	Rider	Nat	Team	Bike	Local Time	Time	Gap	Avg
57	G. ERILL	ESP	DEZA-ISMABON Racing Team	Kawasaki ZX-6R	09:34'21.952	2'06.509		131,668
11	K. SMITH	GBR	GMT94 Yamaha	Yamaha YZF R6	09:34'23.878	2'02.980	-3.529	135,446
11	K. SMITH	GBR	GMT94 Yamaha	Yamaha YZF R6	09:36'25.149	2'01.271	-1.709	137,355
11	K. SMITH	GBR	GMT94 Yamaha	Yamaha YZF R6	09:38'25.158	2'00.009	-1.262	138,800
11	K. SMITH	GBR	GMT94 Yamaha	Yamaha YZF R6	09:40'23.947	1'58.789	-1.220	140,225
11	K. SMITH	GBR	GMT94 Yamaha	Yamaha YZF R6	09:42'22.569	1'58.622	-0.167	140,423
11	K. SMITH	GBR	GMT94 Yamaha	Yamaha YZF R6	09:48'20.722	1'58.483	-0.139	140,587

19/09/2020 Start End The results are provisional until the end of the time limit for protests and appeals
09:30 09:52 and the completion of the technical checks.

These data/results cannot be reproduced, stored and/or transmitted in whole or in part by any manner of electronic, mechanical, photocopying, recording, broadcasting or otherwise now known or herein after developed without the previous express consent by the copyright owner, except for reproduction in daily press and regular printed publications on sale to the public within 60 days of the event related to those data/results and always provided that copyright symbol appears together as follows below.

© DORNA WSBK ORGANIZATION Srl 2020

Acerbis Catalunya Round, 18 - 20 September 2020

Free Practices Combined Results

Circuit de Barcelona 4.627 m

No.	Rider	Nat	Team	Bike	Class	FP1	FP2	FP3	Time	Gap	Rel.	Avg	LL
1	44 L. MAHIAS	FRA	Kawasaki Puccetti Racing	Kawasaki ZX-6R		1'45.682	1'48.344	1'59.542	1'45.682			157,616	26
2	32 I. VINALES	ESP	Kallio Racing	Yamaha YZF R6		1'45.741	1'47.711		1'45.741	0.059	0.059	157,528	26
3	5 P. OETTL	GER	Kawasaki Puccetti Racing	Kawasaki ZX-6R		1'45.913	1'49.953	2'00.803	1'45.913	0.231	0.172	157,272	26
4	55 A. LOCATELLI	ITA	BARDAHL Evan Bros. WorldSSP Team	Yamaha YZF R6		1'45.940	1'48.574	1'59.372	1'45.940	0.258	0.027	157,232	35
5	4 S. ODENDAAL	RSA	EAB Ten Kate Racing	Yamaha YZF R6		1'45.971	1'50.684	2'01.366	1'45.971	0.289	0.031	157,186	32
6	94 C. PEROLARI	FRA	GMT94 Yamaha	Yamaha YZF R6		1'46.143	1'48.612	1'59.698	1'46.143	0.461	0.172	156,932	29
7	3 R. DE ROSA	ITA	MV Agusta Reparto Corse	MV Agusta F3 675		1'46.412	1'49.137	2'02.455	1'46.412	0.730	0.269	156,535	35
8	11 K. SMITH	GBR	GMT94 Yamaha	Yamaha YZF R6		1'46.640	1'49.730	1'58.483	1'46.640	0.958	0.228	156,200	31
9	81 M. GONZALEZ	ESP	Kawasaki ParkinGO Team	Kawasaki ZX-6R		1'46.747	1'55.050	2'01.452	1'46.747	1.065	0.107	156,044	31
10	99 D. WEBB	GBR	WRP Wepol Racing	Yamaha YZF R6		1'46.789	1'49.111	2'00.470	1'46.789	1.107	0.042	155,982	34
11	61 C. ONCU	TUR	Turkish Racing Team	Kawasaki ZX-6R		1'46.818	1'51.162	2'02.185	1'46.818	1.136	0.029	155,940	33
12	34 K. MANFREDI	ITA	Alltogo Racing Team	Yamaha YZF R6	*	1'46.845	1'49.095	2'00.773	1'46.845	1.163	0.027	155,901	32
13	38 H. SOOMER	EST	Kallio Racing	Yamaha YZF R6		1'46.862	1'48.716	2'01.683	1'46.862	1.180	0.017	155,876	32
14	25 A. VERDOIA	FRA	bLU cRU WorldSSP by MS Racing	Yamaha YZF R6		1'47.265	1'56.884	2'01.525	1'47.265	1.583	0.403	155,290	29
15	47 A. BASSANI	ITA	Soradis Yamaha Motoxrcing	Yamaha YZF R6	*	1'47.371	2'02.487	2'02.221	1'47.371	1.689	0.106	155,137	29
16	77 M. PONS	ESP	Dynavolt Honda	Honda CBR600RR		1'47.625	1'54.692	2'01.399	1'47.625	1.943	0.254	154,771	32
17	52 P. HOBELSBERGER	GER	Dynavolt Honda	Honda CBR600RR		1'47.665		2'05.769	1'47.665	1.983	0.040	154,713	25
18	56 P. SEBESTYEN	HUN	OXXO Yamaha Team Toth	Yamaha YZF R6		1'47.895	1'50.572	2'01.510	1'47.895	2.213	0.230	154,383	34
19	22 F. FULIGNI	ITA	MV Agusta Reparto Corse	MV Agusta F3 675		1'48.270	1'52.498		1'48.270	2.588	0.375	153,849	33
20	84 L. CRESSON	BEL	OXXO Yamaha Team Toth	Yamaha YZF R6		1'48.349	1'54.291	2'04.724	1'48.349	2.667	0.079	153,737	27
21	12 A. RUIZ CARRANZA	ESP	EMPERADOR Racing Team	Yamaha YZF R6	*	1'48.396	2'03.584	2'02.862	1'48.396	2.714	0.047	153,670	38
22	9 G. HENDRA PRATAMA	INA	bLU cRU WorldSSP by MS Racing	Yamaha YZF R6		1'48.667	1'59.174	2'03.091	1'48.667	2.985	0.271	153,287	33
23	30 G. VAN STRAALLEN	NED	MPM Routz Racing Team	Yamaha YZF R6		1'49.283	1'52.605	2'03.037	1'49.283	3.601	0.616	152,423	36
24	85 O. GUTIERREZ IGLESIAS	ESP	GMT94 Yamaha	Yamaha YZF R6		1'49.434	1'54.542	2'07.316	1'49.434	3.752	0.151	152,212	21
25	2 L. MONTELLA	ITA	DK MOTORSPORT	Yamaha YZF R6	*	1'49.453	2'04.772	2'06.686	1'49.453	3.771	0.019	152,186	32
26	57 G. ERILL	ESP	DEZA-ISMABON Racing Team	Kawasaki ZX-6R		1'49.953		2'02.174	1'49.953	4.271	0.500	151,494	22

* WorldSSP Challenge

19/09/2020

These data/results cannot be reproduced, stored and/or transmitted in whole or in part by any manner of electronic, mechanical, photocopying, recording, broadcasting or otherwise now known or herein after developed without the previous express consent by the copyright owner, except for reproduction in daily press and regular printed publications on sale to the public within 60 days of the event related to those data/results and always provided that copyright symbol appears together as follows below.

© DORNA WSBK ORGANIZATION Srl 2020

FICR PERUGIA TIMING



Official Tyre Supplier



Official Timekeeper

Acerbis Catalunya Round, 18 - 20 September 2020

Best Sectors & Speed Free Practice 3rd Session

Circuit de Barcelona 4.627 m

BEST LAP		
1	11 K. SMITH	Yamaha YZF R6 1'58.483
2	55 A. LOCATELLI	Yamaha YZF R6 1'59.372
3	44 L. MAHIAS	Kawasaki ZX-6R 1'59.542
4	94 C. PEROLARI	Yamaha YZF R6 1'59.698
5	99 D. WEBB	Yamaha YZF R6 2'00.470
6	34 K. MANFREDI	Yamaha YZF R6 2'00.773
7	5 P. OETTL	Kawasaki ZX-6R 2'00.803
8	4 S. ODENDAAL	Yamaha YZF R6 2'01.366
9	77 M. PONS	Honda CBR600RR 2'01.399
10	81 M. GONZALEZ	Kawasaki ZX-6R 2'01.452
11	56 P. SEBESTYEN	Yamaha YZF R6 2'01.510
12	25 A. VERDOIA	Yamaha YZF R6 2'01.525
13	38 H. SOOMER	Yamaha YZF R6 2'01.683
14	57 G. ERILL	Kawasaki ZX-6R 2'02.174
15	61 C. ONCU	Kawasaki ZX-6R 2'02.185
16	47 A. BASSANI	Yamaha YZF R6 2'02.221
17	3 R. DE ROSA	MV Agusta F3 675 2'02.455
18	12 A. RUIZ CARRANZA	Yamaha YZF R6 2'02.862
19	30 G. VAN STRAALEN	Yamaha YZF R6 2'03.037
20	9 G. HENDRA PRATAMA	Yamaha YZF R6 2'03.091
21	84 L. CRESSON	Yamaha YZF R6 2'04.724
22	52 P. HOBELBERGER	Honda CBR600RR 2'05.769
23	2 L. MONTELLA	Yamaha YZF R6 2'06.686
24	85 O. GUTIERREZ IGLESIAS	Yamaha YZF R6 2'07.316
25	22 F. FULIGNI	MV Agusta F3 675
26	32 I. VINALES	Yamaha YZF R6

SPEED		
1	81 M. GONZALEZ	Kawasaki ZX-6R 272.0
2	4 S. ODENDAAL	Yamaha YZF R6 268.7
3	99 D. WEBB	Yamaha YZF R6 268.0
4	12 A. RUIZ CARRANZA	Yamaha YZF R6 268.0
5	94 C. PEROLARI	Yamaha YZF R6 267.3
6	11 K. SMITH	Yamaha YZF R6 266.7
7	55 A. LOCATELLI	Yamaha YZF R6 266.7
8	5 P. OETTL	Kawasaki ZX-6R 266.0
9	44 L. MAHIAS	Kawasaki ZX-6R 265.4
10	38 H. SOOMER	Yamaha YZF R6 265.4
11	77 M. PONS	Honda CBR600RR 265.4
12	3 R. DE ROSA	MV Agusta F3 675 265.4
13	61 C. ONCU	Kawasaki ZX-6R 264.7
14	84 L. CRESSON	Yamaha YZF R6 264.7
15	56 P. SEBESTYEN	Yamaha YZF R6 263.4
16	9 G. HENDRA PRATAMA	Yamaha YZF R6 263.4
17	47 A. BASSANI	Yamaha YZF R6 262.8
18	85 O. GUTIERREZ IGLESIAS	Yamaha YZF R6 262.8
19	34 K. MANFREDI	Yamaha YZF R6 262.8
20	25 A. VERDOIA	Yamaha YZF R6 261.5
21	57 G. ERILL	Kawasaki ZX-6R 261.5
22	22 F. FULIGNI	MV Agusta F3 675 261.5
23	30 G. VAN STRAALEN	Yamaha YZF R6 260.9
24	52 P. HOBELBERGER	Honda CBR600RR 255.9
25	2 L. MONTELLA	Yamaha YZF R6 255.3

SEG. 1			SEG. 2			SEG. 3			SEG. 4		
1	94 C. PEROLARI	20.478	1	11 K. SMITH	36.786	1	11 K. SMITH	24.419	1	44 L. MAHIAS	36.095
2	99 D. WEBB	20.608	2	94 C. PEROLARI	37.427	2	99 D. WEBB	24.581	2	11 K. SMITH	36.223
3	55 A. LOCATELLI	20.663	3	55 A. LOCATELLI	37.427	3	55 A. LOCATELLI	24.659	3	55 A. LOCATELLI	36.545
4	11 K. SMITH	20.669	4	38 H. SOOMER	37.488	4	94 C. PEROLARI	24.764	4	94 C. PEROLARI	36.603
5	34 K. MANFREDI	20.756	5	34 K. MANFREDI	37.545	5	4 S. ODENDAAL	24.900	5	5 P. OETTL	36.794
6	44 L. MAHIAS	20.894	6	44 L. MAHIAS	37.617	6	81 M. GONZALEZ	24.919	6	34 K. MANFREDI	36.886
7	56 P. SEBESTYEN	20.964	7	5 P. OETTL	37.698	7	44 L. MAHIAS	24.936	7	99 D. WEBB	37.031
8	25 A. VERDOIA	20.994	8	81 M. GONZALEZ	37.747	8	56 P. SEBESTYEN	24.956	8	25 A. VERDOIA	37.085
9	5 P. OETTL	21.015	9	77 M. PONS	37.779	9	25 A. VERDOIA	25.000	9	3 R. DE ROSA	37.144
10	61 C. ONCU	21.024	10	57 G. ERILL	37.844	10	38 H. SOOMER	25.009	10	4 S. ODENDAAL	37.156
11	3 R. DE ROSA	21.112	11	47 A. BASSANI	37.857	11	34 K. MANFREDI	25.088	11	81 M. GONZALEZ	37.191
12	38 H. SOOMER	21.113	12	56 P. SEBESTYEN	37.867	12	77 M. PONS	25.123	12	77 M. PONS	37.199
13	81 M. GONZALEZ	21.140	13	99 D. WEBB	37.870	13	61 C. ONCU	25.217	13	57 G. ERILL	37.317
14	12 A. RUIZ CARRANZA	21.175	14	4 S. ODENDAAL	37.888	14	12 A. RUIZ CARRANZA	25.233	14	56 P. SEBESTYEN	37.346
15	77 M. PONS	21.204	15	25 A. VERDOIA	38.064	15	47 A. BASSANI	25.257	15	47 A. BASSANI	37.396
16	4 S. ODENDAAL	21.225	16	61 C. ONCU	38.157	16	3 R. DE ROSA	25.293	16	9 G. HENDRA PRATAMA	37.444
17	30 G. VAN STRAALEN	21.247	17	9 G. HENDRA PRATAMA	38.385	17	5 P. OETTL	25.296	17	61 C. ONCU	37.477
18	47 A. BASSANI	21.331	18	12 A. RUIZ CARRANZA	38.432	18	57 G. ERILL	25.301	18	38 H. SOOMER	37.648
19	9 G. HENDRA PRATAMA	21.373	19	30 G. VAN STRAALEN	38.451	19	30 G. VAN STRAALEN	25.358	19	30 G. VAN STRAALEN	37.845
20	57 G. ERILL	21.403	20	3 R. DE ROSA	38.906	20	9 G. HENDRA PRATAMA	25.475	20	12 A. RUIZ CARRANZA	37.891
21	84 L. CRESSON	21.534	21	84 L. CRESSON	39.010	21	84 L. CRESSON	25.757	21	84 L. CRESSON	37.981
22	85 O. GUTIERREZ IGLESIA	21.913	22	52 P. HOBELBERGER	39.266	22	85 O. GUTIERREZ IGLESIA	26.037	22	52 P. HOBELBERGER	38.184
23	2 L. MONTELLA	21.945	23	2 L. MONTELLA	39.375	23	52 P. HOBELBERGER	26.066	23	85 O. GUTIERREZ IGLESIA	38.714
24	52 P. HOBELBERGER	21.999	24	22 F. FULIGNI	39.963	24	2 L. MONTELLA	26.141	24	2 L. MONTELLA	39.101
25	22 F. FULIGNI	22.138	25	85 O. GUTIERREZ IGLESIA	40.632	25	22 F. FULIGNI	26.228	25	22 F. FULIGNI	43.032

19/09/2020

These data/results cannot be reproduced, stored and/or transmitted in whole or in part by any manner of electronic, mechanical, photocopying, recording, broadcasting or otherwise now known or herein after developed without the previous express consent by the copyright owner, except for reproduction in daily press and regular printed publications on sale to the public within 60 days of the event related to those data/results and always provided that copyright symbol appears together as follows below.

© DORNA WSBK ORGANIZATION Srl 2020

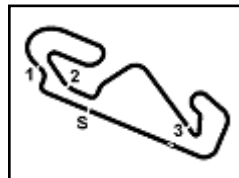
FICR PERUGIA TIMING



Official Tyre Supplier



Official Timekeeper



Acerbis Catalunya Round, 18 - 20 September 2020

Ideal Times Free Practice 3rd Session

Circuit de Barcelona 4.627 m

No.	Rider	Nat	Bike	Seg. 1	Seg. 2	Seg. 3	Seg. 4	Ideal Time		
				Diff. 1	Diff. 2	Diff. 3	Diff. 4	Best Lap	Pos.	Diff.
1	11 K. SMITH	GBR	Yamaha YZF R6	20.669	36.786 +0.165	24.419 +0.135	36.223 +0.086	1'58.097 1'58.483	1	0.386
2	94 C. PEROLARI	FRA	Yamaha YZF R6	20.478	37.427 +0.426	24.764	36.603	1'59.272 1'59.698	4	0.426
3	55 A. LOCATELLI	ITA	Yamaha YZF R6	20.663	37.427	24.659 +0.029	36.545 +0.049	1'59.294 1'59.372	2	0.078
4	44 L. MAHIAS	FRA	Kawasaki ZX-6R	20.894	37.617	24.936	36.095	1'59.542 1'59.542	3	
5	99 D. WEBB	GBR	Yamaha YZF R6	20.608 +0.113	37.870 +0.267	24.581	37.031	2'00.090 2'00.470	5	0.380
6	34 K. MANFREDI	ITA	Yamaha YZF R6	20.756 +0.498	37.545	25.088	36.886	2'00.275 2'00.773	6	0.498
7	5 P. OETTL	GER	Kawasaki ZX-6R	21.015	37.698	25.296	36.794	2'00.803 2'00.803	7	
8	81 M. GONZALEZ	ESP	Kawasaki ZX-6R	21.140 +0.155	37.747 +0.300	24.919	37.191	2'00.997 2'01.452	10	0.455
9	56 P. SEBESTYEN	HUN	Yamaha YZF R6	20.964 +0.034	37.867 +0.343	24.956	37.346	2'01.133 2'01.510	11	0.377
10	25 A. VERDOIA	FRA	Yamaha YZF R6	20.994	38.064 +0.131	25.000 +0.251	37.085	2'01.143 2'01.525	12	0.382
11	4 S. ODENDAAL	RSA	Yamaha YZF R6	21.225 +0.121	37.888	24.900	37.156 +0.076	2'01.169 2'01.366	8	0.197
12	38 H. SOOMER	EST	Yamaha YZF R6	21.113 +0.212	37.488 +0.213	25.009	37.648	2'01.258 2'01.683	13	0.425
13	77 M. PONS	ESP	Honda CBR600RR	21.204 +0.074	37.779	25.123 +0.020	37.199	2'01.305 2'01.399	9	0.094
14	47 A. BASSANI	ITA	Yamaha YZF R6	21.331 +0.136	37.857 +0.065	25.257 +0.179	37.396	2'01.841 2'02.221	16	0.380
15	57 G. ERILL	ESP	Kawasaki ZX-6R	21.403	37.844 +0.247	25.301	37.317 +0.062	2'01.865 2'02.174	14	0.309
16	61 C. ONCU	TUR	Kawasaki ZX-6R	21.024 +0.099	38.157 +0.037	25.217 +0.174	37.477	2'01.875 2'02.185	15	0.310
17	3 R. DE ROSA	ITA	MV Agusta F3 675	21.112	38.906	25.293	37.144	2'02.455 2'02.455	17	
18	9 G. HENDRA PRATAMA	INA	Yamaha YZF R6	21.373	38.385 +0.414	25.475	37.444	2'02.677 2'03.091	20	0.414
19	12 A. RUIZ CARRANZA	ESP	Yamaha YZF R6	21.175	38.432	25.233	37.891 +0.131	2'02.731 2'02.862	18	0.131
20	30 G. VAN STRAALEN	NED	Yamaha YZF R6	21.247 +0.022	38.451	25.358	37.845 +0.114	2'02.901 2'03.037	19	0.136
21	84 L. CRESSON	BEL	Yamaha YZF R6	21.534	39.010	25.757 +0.155	37.981 +0.287	2'04.282 2'04.724	21	0.442
22	52 P. HOBELSBERGER	GER	Honda CBR600RR	21.999 +0.169	39.266	26.066 +0.085	38.184	2'05.515 2'05.769	22	0.254
23	2 L. MONTELLA	ITA	Yamaha YZF R6	21.945	39.375	26.141	39.101 +0.124	2'06.562 2'06.686	23	0.124
24	85 O. GUTIERREZ IGLESI	ESP	Yamaha YZF R6	21.913	40.632 +0.020	26.037	38.714	2'07.296 2'07.316	24	0.020
	22 F. FULIGNI	ITA	MV Agusta F3 675	One or more sectors missing						
	32 I. VINALES	ESP	Yamaha YZF R6	One or more sectors missing						
Overall Ideal Time				20.478	36.786	24.419	36.095	1'57.778		

19/09/2020

These data/results cannot be reproduced, stored and/or transmitted in whole or in part by any manner of electronic, mechanical, photocopying, recording, broadcasting or otherwise now known or herein after developed without the previous express consent by the copyright owner, except for reproduction in daily press and regular printed publications on sale to the public within 60 days of the event related to those data/results and always provided that copyright symbol appears together as follows below.

© DORNA WSBK ORGANIZATION Srl 2020

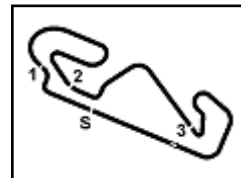
PIRELLI PERUGIA TIMING



Official Tyre Supplier



Official Timekeeper



Acerbis Catalunya Round, 18 - 20 September 2020

Chronological Analysis Free Practice 3rd Session

Circuit de Barcelona 4.627 m

1 / 3

1° 11 K. SMITH (1'58.483)								6° 34 K. MANFREDI (2'00.773)							
Lap	Seg.1	Seg.2	Seg.3	Seg.4	Lap Time	km/h	Local Time	Lap	Seg.1	Seg.2	Seg.3	Seg.4	Lap Time	km/h	Local Time
1		41.119	27.093	38.821		160,7	9:32'20.898	1		41.627	26.992	38.930		166,7	9:34'09.739
2	21.986	38.415	25.589	36.990	2'02.980	262,1	9:34'23.878	2	21.675	38.673	25.563	37.660	2'03.571	257,8	9:36'13.310
3	21.319	37.562	25.740	36.650	2'01.271	264,1	9:36'25.149	3	21.328	38.412	25.382	37.845	2'02.967	260,2	9:38'16.277
4	21.042	37.280	25.009	36.678	2'00.009	265,4	9:38'25.158	4	21.293	38.110	25.582	38.043	2'03.028	259,6	9:40'19.305
5	20.833	36.790	24.785	36.381	1'58.789	265,4	9:40'23.947	5	22.680	40.069	25.472	50.525	2'18.746P	243,2	9:42'38.051
6	20.888	36.939	24.572	36.223	1'58.622	266,7	9:42'22.569	6	1'43.018	44.995	31.732	44.994	3'44.739P	186,5	9:46'22.790
7	20.865	36.786	24.539	36.435	1'58.625	265,4	9:44'21.194	7	21.254	37.545	25.088	36.886	2'00.773	262,8	9:48'23.563
8	21.239	37.139	25.696	36.971	2'01.045	266,0	9:46'22.239	8	20.756	39.665	26.917	49.606	2'16.944P	259,6	9:50'40.507
9	20.669	36.951	24.554	36.309	1'58.483	266,0	9:48'20.722								
10	20.730	36.892	24.419	36.508	1'58.549	265,4	9:50'19.271								

2° 55 A. LOCATELLI (1'59.372)							
Lap	Seg.1	Seg.2	Seg.3	Seg.4	Lap Time	km/h	Local Time
1		41.329	27.155	39.518		148,1	9:33'11.368
2	25.606	40.811	26.600	38.512	2'11.529C	260,9	9:35'22.897
3	21.966	39.161	26.132	37.703	2'04.962	264,1	9:37'27.859
4	21.568	38.385	25.617	37.205	2'02.775	254,1	9:39'30.634
5	21.350	37.963	24.942	36.807	2'01.062	259,6	9:41'31.696
6	21.035	37.725	24.660	36.642	2'00.062	260,9	9:43'31.758
7	20.769	37.674	24.777	36.723	1'59.943	266,0	9:45'31.701
8	20.842	37.596	24.659	36.657	1'59.754	266,7	9:47'31.455
9	20.942	37.547	24.718	36.545	1'59.752	266,7	9:49'31.207
10	20.663	37.427	24.688	36.594	1'59.372	266,0	9:51'30.579

3° 44 L. MAHIAS (1'59.542)							
Lap	Seg.1	Seg.2	Seg.3	Seg.4	Lap Time	km/h	Local Time
1		41.608	28.044	40.255		102,8	9:35'10.493
2	23.035	39.735	26.261	38.304	2'07.335	239,5	9:37'17.828
3	22.312	38.778	25.880	37.775	2'04.745	252,3	9:39'22.573
4	22.137	38.507	25.764	37.359	2'03.767	264,7	9:41'26.340
5	22.038	41.837	25.931	49.484	2'19.290P	261,5	9:43'45.630
6	3'22.591	38.890	25.484	36.902	5'03.867P	191,2	9:48'49.497
7	20.894	37.617	24.936	36.095	1'59.542	265,4	9:50'49.039

4° 94 C. PEROLARI (1'59.698)							
Lap	Seg.1	Seg.2	Seg.3	Seg.4	Lap Time	km/h	Local Time
1		42.197	27.175	39.415		185,9	9:32'25.371
2	22.120	39.222	26.432	37.933	2'05.707	264,1	9:34'31.078
3	21.551	38.095	25.523	37.109	2'02.278	264,7	9:36'33.356
4	21.225	37.728	25.282	36.946	2'01.181	265,4	9:38'34.537
5	21.042	37.427	25.123	37.044	2'00.636	266,7	9:40'35.173
6	21.034	37.751	25.936	37.731	2'02.452	267,3	9:42'37.625
7	21.317	38.007	27.336	37.625	2'04.285	266,0	9:44'41.910
8	20.974	37.575	25.034	37.253	2'00.836	267,3	9:46'42.746
9	20.876	37.753	24.798	37.027	2'00.454	266,7	9:48'43.200
10	20.478	37.853	24.764	36.603	1'59.698	266,0	9:50'42.898

5° 99 D. WEBB (2'00.470)							
Lap	Seg.1	Seg.2	Seg.3	Seg.4	Lap Time	km/h	Local Time
1		42.127	27.564	44.136		181,2	9:32'35.467
2	21.919	39.546	26.073	38.184	2'05.722	259,0	9:34'41.189
3	21.382	38.415	25.233	38.318	2'03.348	261,5	9:36'44.537
4	21.002	37.870	25.120	37.634	2'01.626	262,1	9:38'46.163
5	20.934	38.319	25.262	37.595	2'02.110	262,8	9:40'48.273
6	21.094	39.934	25.431	37.702	2'04.161	263,4	9:42'52.434
7	20.850	38.103	24.932	37.283	2'01.168	262,8	9:44'53.602
8	20.608	38.980	25.043	37.906	2'02.537	268,0	9:46'56.139
9	20.838	38.189	24.907	37.165	2'01.099	264,7	9:48'57.238
10	20.721	38.137	24.581	37.031	2'00.470	262,8	9:50'57.708

7° 5 P. OETTL (2'00.803)							
Lap	Seg.1	Seg.2	Seg.3	Seg.4	Lap Time	km/h	Local Time
1		41.032	26.181	38.356		179,7	9:33'32.521
2	21.810	38.736	25.699	37.500	2'03.745	264,1	9:35'36.266
3	21.288	38.002	25.298	36.805	2'01.393	265,4	9:37'37.659
4	21.015	37.698	25.296	36.794	2'00.803	266,0	9:39'38.462
5	23.283	41.720	26.757	53.233	2'24.993P	248,8	9:42'03.455

8° 4 S. ODENDAAL (2'01.366)							
Lap	Seg.1	Seg.2	Seg.3	Seg.4	Lap Time	km/h	Local Time
1		43.036	28.222	41.807		180,6	9:32'52.114
2	22.853	40.694	27.174	39.356	2'10.077	259,6	9:35'02.191
3	22.268	39.321	26.290	38.372	2'06.251	262,1	9:37'08.442
4	21.766	38.947	25.944	37.894	2'04.551	266,0	9:39'12.993
5	21.565	38.500	25.505	37.522	2'03.092	264,1	9:41'16.085
6	21.392	38.311	25.524	37.371	2'02.598	265,4	9:43'18.683
7	21.225	37.966	25.236	37.439	2'01.866	265,4	9:45'20.549
8	21.375	38.073	25.258	37.156	2'01.862	266,7	9:47'22.411
9	21.548	38.218	25.180	37.164	2'02.110	268,7	9:49'24.521
10	21.346	37.888	24.900	37.232	2'01.366	265,4	9:51'25.887

9° 77 M. PONS (2'01.399)							
Lap	Seg.1	Seg.2	Seg.3	Seg.4	Lap Time	km/h	Local Time
1		43.025	27.641	40.143		162,4	9:32'25.291
2	22.517	39.989	26.375	38.394	2'07.275	260,9	9:34'32.566
3	21.956	39.006	25.484	38.192	2'04.638	263,4	9:36'37.204
4	21.678	38.571	25.275	37.765	2'03.289	261,5	9:38'40.493
5	21.683	38.413	25.389	37.648	2'03.133	262,1	9:40'43.626
6	21.495	38.075	25.309	37.913	2'02.792	262,8	9:42'46.418
7	21.350	38.124	25.145	37.589	2'02.208	262,8	9:44'48.626
8	21.750	38.384	25.330	37.582	2'03.046	265,4	9:46'51.672
9	21.278	37.779	25.143	37.199	2'01.399	262,8	9:48'53.071
10	21.204	37.948	25.123	37.310	2'01.585	262,8	9:50'54.656

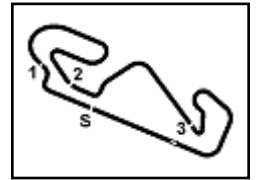
10° 81 M. GONZALEZ (2'01.452)							
Lap	Seg.1	Seg.2	Seg.3	Seg.4	Lap Time	km/h	Local Time
1		41.867	27.718	40.664		175,6	9:32'56.374
2	22.669	39.271	26.462	38.407	2'06.809	260,9	9:35'03.183
3	22.279	38.484	26.048	37.424	2'04.235	262,8	9:37'07.418
4	21.872	37.916	25.450	37.211	2'02.449	264,1	9:39'09.867
5	21.568	37.747	25.344	37.241	2'01.900	262,1	9:41'11.767
6	21.678	41.089	26.002	51.676	2'20.445P	262,8	9:43'32.212
7	1'43.756	38.965	25.360	37.889	3'25.970P	116,9	9:46'58.182
8	21.295	38.047	24.919	37.191	2'01.452	264,7	9:48'59.634
9	21.140	38.064	25.157	37.252	2'01.613	272,0	9:51'01.247

11° 56 P. SEBESTYEN (2'01.510)							
Lap	Seg.1	Seg.2	Seg.3	Seg.4	Lap Time	km/h	Local Time
1		42.573	28.080	45.137		115,6	9:38'18.412
2	22.081	38.740	25.568	39.081	2'05.470	258,4	9:40'23.882
3	21.479	37.867	25.649	37.768	2'02.763	259,6	9:42'26.645

19/09/2020 P = Pits In/Out - C = Lap Time Cancelled

These data/results cannot be reproduced, stored and/or transmitted in whole or in part by any manner of electronic, mechanical, photocopying, recording, broadcasting or otherwise now known or herein after developed without the previous express consent by the copyright owner, except for reproduction in daily press and regular printed publications on sale to the public within 60 days of the event related to those data/results and always provided that copyright symbol appears together as follows below.

© DORNA WSBK ORGANIZATION Srl 2020



Acerbis Catalunya Round, 18 - 20 September 2020

Chronological Analysis Free Practice 3rd Session

Circuit de Barcelona 4.627 m

2 / 3

4	21.261	37.965	25.577	37.825	2'02.628	260,2	9:44'29.273	5	21.372	37.857	25.453	37.797	2'02.479	260,9	9:41'36.858
5	21.156	38.156	25.376	37.775	2'02.463	260,2	9:46'31.736	6	21.467	37.922	25.436	37.396	2'02.221	260,9	9:43'39.079
6	20.964	38.381	25.276	38.015	2'02.636	263,4	9:48'34.372	7	21.331	37.937	25.402	37.719	2'02.389	262,8	9:45'41.468
7	20.998	38.210	24.956	37.346	2'01.510	260,2	9:50'35.882	8	22.012	40.732	26.276	51.738	2'20.758P	262,8	9:48'02.226

12° 25 A. VERDOIA (2'01.525)							
Lap	Seg.1	Seg.2	Seg.3	Seg.4	Lap Time	km/h	Local Time
1		43.167	27.476	40.057		188,5	9:32'52.642
2	22.545	40.793	26.752	39.016	2'09.106	257,1	9:35'01.748
3	21.812	39.130	25.974	38.743	2'05.659	261,5	9:37'07.407
4	22.047	38.441	25.307	37.570	2'03.365	258,4	9:39'10.772
5	21.372	38.329	25.458	37.518	2'02.677	260,9	9:41'13.449
6	21.172	38.757	25.547	37.597	2'03.073	260,2	9:43'16.522
7	21.453	38.186	25.399	37.437	2'02.475	259,6	9:45'18.997
8	21.173	38.064	25.000	37.410	2'01.647	260,2	9:47'20.644
9	21.020	38.200	25.171	37.436	2'01.827	259,6	9:49'22.471
10	20.994	38.195	25.251	37.085	2'01.525	259,6	9:51'23.996

17° 3 R. DE ROSA (2'02.455)							
Lap	Seg.1	Seg.2	Seg.3	Seg.4	Lap Time	km/h	Local Time
1		49.821	29.386	42.506		168,8	9:46'22.233
2	22.666	40.524	26.966	38.779	2'08.935	246,0	9:48'31.168
3	21.112	38.906	25.293	37.144	2'02.455	265,4	9:50'33.623

18° 12 A. RUIZ CARRANZA (2'02.862)							
Lap	Seg.1	Seg.2	Seg.3	Seg.4	Lap Time	km/h	Local Time
1		40.950	26.853	39.877		99,7	9:42'46.844
2	21.727	39.183	26.077	38.682	2'05.669	265,4	9:44'52.513
3	21.676	39.178	25.305	37.891	2'04.050	259,6	9:46'56.563
4	21.175	38.432	25.233	38.022	2'02.862	268,0	9:48'59.425
5	21.498	38.715	25.606	38.750	2'04.569	265,4	9:51'03.994

13° 38 H. SOOMER (2'01.683)							
Lap	Seg.1	Seg.2	Seg.3	Seg.4	Lap Time	km/h	Local Time
1		41.417	26.867	39.166		182,7	9:33'25.760
2	22.335	38.923	25.872	37.871	2'05.001	262,1	9:35'30.761
3	21.707	38.106	25.412	38.631	2'03.856	265,4	9:37'34.617
4	21.820	38.225	25.477	37.818	2'03.340	264,1	9:39'37.957
5	21.523	37.796	25.664	48.152	2'13.135P	264,7	9:41'51.092
6	1'37.836	42.621	25.868	37.682	3'24.007CP	178,8	9:45'15.099
7	21.133	37.488	25.439	37.871	2'01.931	263,4	9:47'17.030
8	21.325	37.701	25.009	37.648	2'01.683	264,7	9:49'18.713
9	21.113	37.601	25.819	37.685	2'02.218	263,4	9:51'20.931

19° 30 G. VAN STRAALLEN (2'03.037)							
Lap	Seg.1	Seg.2	Seg.3	Seg.4	Lap Time	km/h	Local Time
1		41.574	27.636	39.752		172,2	9:32'46.503
2	22.607	40.494	26.243	51.552	2'20.896P	259,0	9:35'07.399
3	1'42.114	39.532	25.684	41.380	3'28.710P	123,0	9:38'36.109
4	21.587	38.939	25.537	37.925	2'03.988	260,2	9:40'40.097
5	21.664	38.846	25.698	37.940	2'04.148	260,9	9:42'44.245
6	21.275	38.794	25.689	38.055	2'03.813	260,2	9:44'48.058
7	22.803	45.249	25.815	38.010	2'11.877	259,6	9:46'59.935
8	21.247	38.757	25.450	37.845	2'03.299	260,9	9:49'03.234
9	21.269	38.451	25.358	37.959	2'03.037	259,6	9:51'06.271

14° 57 G. ERILL (2'02.174)							
Lap	Seg.1	Seg.2	Seg.3	Seg.4	Lap Time	km/h	Local Time
1		40.778	27.000	39.057		137,9	9:32'15.443
2	22.120	39.144	26.760	38.485	2'06.509	254,7	9:34'21.952
3	22.046	38.686	26.024	37.542	2'04.298	255,9	9:36'26.250
4	21.707	38.229	25.403	37.858	2'03.197	258,4	9:38'29.447
5	21.920	38.438	25.706	37.652	2'03.716	257,8	9:40'33.163
6	21.703	38.755	25.835	37.317	2'03.610	257,1	9:42'36.773
7	21.617	37.844	25.755	37.517	2'02.733	257,8	9:44'39.506
8	21.695	38.292	25.569	38.069	2'03.625	257,8	9:46'43.131
9	21.403	38.091	25.301	37.379	2'02.174	261,5	9:48'45.305
10	21.430	38.549	25.508	37.526	2'03.013	259,0	9:50'48.318

20° 9 G. HENDRA PRATAMA (2'03.091)							
Lap	Seg.1	Seg.2	Seg.3	Seg.4	Lap Time	km/h	Local Time
1		43.710	30.193	40.238		193,9	9:32'47.374
2	22.375	40.816	26.888	39.152	2'09.231	260,2	9:34'56.605
3	22.195	39.963	25.565	38.750	2'06.473	255,3	9:37'03.078
4	22.161	39.588	25.662	1'00.900	2'28.311P	260,9	9:39'31.389
5	4'53.917	40.275	26.064	39.053	6'39.309P	165,9	9:46'10.698
6	21.723	38.385	25.506	37.672	2'03.286	256,5	9:48'13.984
7	21.373	38.799	25.475	37.444	2'03.091	263,4	9:50'17.075

15° 61 C. ONCU (2'02.185)							
Lap	Seg.1	Seg.2	Seg.3	Seg.4	Lap Time	km/h	Local Time
1		41.305	26.868	40.186		170,3	9:32'33.799
2	22.070	39.337	25.594	38.000	2'05.001	260,2	9:34'38.800
3	21.299	38.211	25.429	37.854	2'02.793	263,4	9:36'41.593
4	21.378	38.283	25.343	38.098	2'03.102	262,8	9:38'44.695
5	21.497	38.183	25.386	37.820	2'02.886	262,1	9:40'47.581
6	21.123	38.194	25.391	37.477	2'02.185	263,4	9:42'49.766
7	21.089	38.157	25.291	38.254	2'02.791	264,1	9:44'52.557
8	21.024	38.359	25.310	37.803	2'02.496	264,1	9:46'55.053
9	21.173	39.209	25.407	37.682	2'03.471	262,8	9:48'58.524
10	21.043	38.306	25.217	38.019	2'02.585	264,7	9:51'01.109

21° 84 L. CRESSON (2'04.724)							
Lap	Seg.1	Seg.2	Seg.3	Seg.4	Lap Time	km/h	Local Time
1		44.022	28.600	42.154		167,4	9:42'10.039
2	23.010	41.557	27.080	39.635	2'11.282	257,8	9:44'21.321
3	22.040	40.632	26.633	38.816	2'08.121	263,4	9:46'29.442
4	21.954	39.714	25.757	37.981	2'05.406	262,1	9:48'34.848
5	21.534	39.010	25.912	38.268	2'04.724	264,7	9:50'39.572

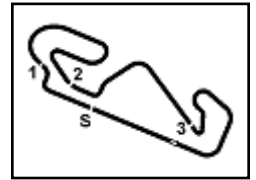
16° 47 A. BASSANI (2'02.221)							
Lap	Seg.1	Seg.2	Seg.3	Seg.4	Lap Time	km/h	Local Time
1		40.200	26.467	40.797		155,4	9:33'23.758
2	22.107	38.840	25.812	38.213	2'04.972	258,4	9:35'28.730
3	21.807	38.065	25.499	37.746	2'03.117	259,6	9:37'31.847
4	21.563	38.151	25.257	37.561	2'02.532	261,5	9:39'34.379

22° 52 P. HOBELSBERGER (2'05.769)							
Lap	Seg.1	Seg.2	Seg.3	Seg.4	Lap Time	km/h	Local Time
1		45.210	28.680	42.898		126,3	9:32'45.410
2	23.623	41.244	27.311	40.157	2'12.335	245,5	9:34'57.745
3	22.785	40.340	26.857	39.609	2'09.591	247,7	9:37'07.336
4	22.674	39.849	26.757	39.449	2'08.729	248,3	9:39'16.065
5	22.958	39.915	26.445	39.095	2'08.413	241,1	9:41'24.478
6	22.582	39.298	26.421	38.799	2'07.100	250,0	9:43'31.578
7	21.999	39.271	26.144	38.462	2'05.876	255,9	9:45'37.454
8	22.387	39.354	26.066	38.648	2'06.455	252,9	9:47'43.909
9	22.218	39.384	26.075	38.284	2'05.961	253,5	9:49'49.870
10	22.168	39.266	26.151	38.184	2'05.769	255,9	9:51'55.639

19/09/2020 P = Pits In/Out - C = Lap Time Cancelled

These data/results cannot be reproduced, stored and/or transmitted in whole or in part by any manner of electronic, mechanical, photocopying, recording, broadcasting or otherwise now known or herein after developed without the previous express consent by the copyright owner, except for reproduction in daily press and regular printed publications on sale to the public within 60 days of the event related to those data/results and always provided that copyright symbol appears together as follows below.

© DORNA WSBK ORGANIZATION Srl 2020



Acerbis Catalunya Round, 18 - 20 September 2020

Chronological Analysis Free Practice 3rd Session

23° 2 L. MONTELLA (2'06.686)							
Lap	Seg.1	Seg.2	Seg.3	Seg.4	Lap Time	km/h	Local Time
1		45.062	29.851	44.167		87,7	9:42'02.842
2	22.953	42.257	30.628	41.165	2'17.003	249,4	9:44'19.845
3	22.464	41.024	27.536	39.663	2'10.687	254,1	9:46'30.532
4	22.154	39.694	26.378	39.101	2'07.327	252,9	9:48'37.859
5	21.945	39.375	26.141	39.225	2'06.686	255,3	9:50'44.545

24° 85 O. GUTIERREZ IGLESIAS (2'07.316)							
Lap	Seg.1	Seg.2	Seg.3	Seg.4	Lap Time	km/h	Local Time
1		46.209	28.703	42.618		133,5	9:37'54.418
2	23.496	46.736	28.755	55.641	2'34.628P	259,6	9:40'29.046
3	1'31.703	43.291	27.497	40.807	3'23.298P	146,5	9:43'52.344
4	22.788	41.702	26.948	39.980	2'11.418	262,8	9:46'03.762
5	22.158	40.632	26.356	39.441	2'08.587	262,1	9:48'12.349
6	21.913	40.652	26.037	38.714	2'07.316	261,5	9:50'19.665

25° 22 F. FULIGNI							
Lap	Seg.1	Seg.2	Seg.3	Seg.4	Lap Time	km/h	Local Time
1		42.881	28.524	43.032		149,0	9:47'21.819
2	22.138	39.963	26.228	51.830	2'20.159P	261,5	9:49'41.978

19/09/2020 P = Pits In/Out - C = Lap Time Cancelled

These data/results cannot be reproduced, stored and/or transmitted in whole or in part by any manner of electronic, mechanical, photocopying, recording, broadcasting or otherwise now known or herein after developed without the previous express consent by the copyright owner, except for reproduction in daily press and regular printed publications on sale to the public within 60 days of the event related to those data/results and always provided that copyright symbol appears together as follows below.

© DORNA WSBK ORGANIZATION Srl 2020

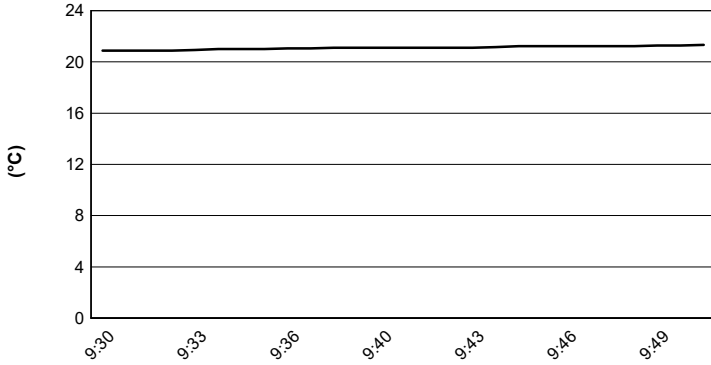


Acerbis Catalunya Round, 18 - 20 September 2020

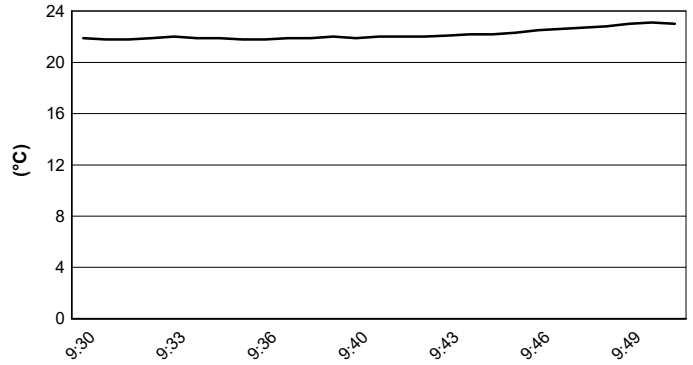
Weather Report Free Practice 3rd Session

Session started 09:30 - Session ended 9:52

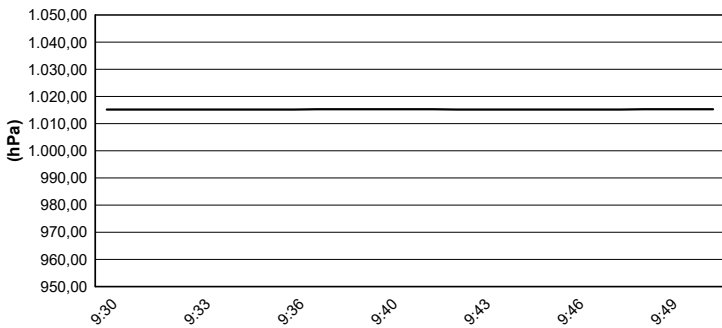
Air Temperature



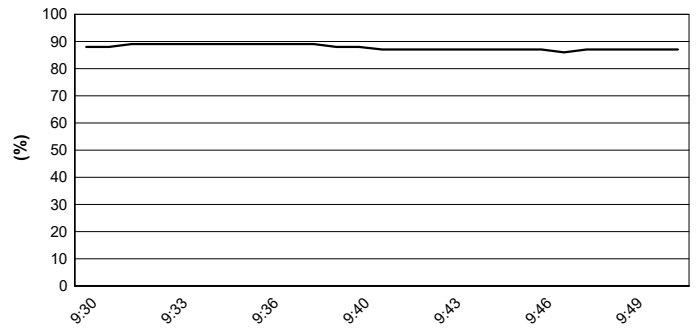
Track Temperature



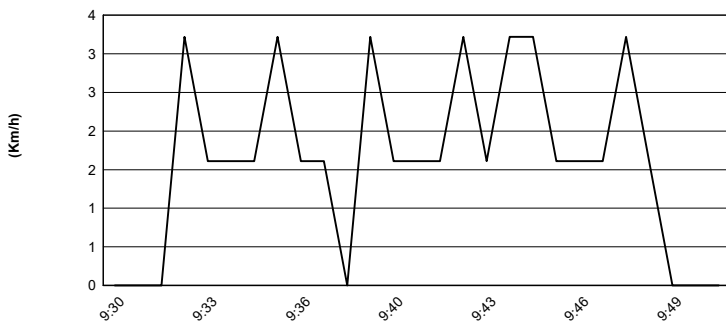
Air Pressure



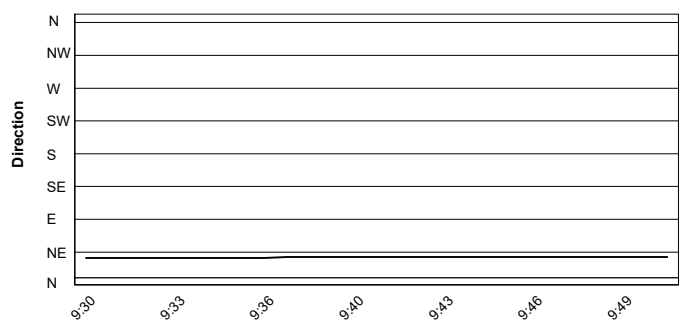
Humidity



Wind Speed



Wind Direction



19/09/2020

These data/results cannot be reproduced, stored and/or transmitted in whole or in part by any manner of electronic, mechanical, photocopying, recording, broadcasting or otherwise now known or herein after developed without the previous express consent by the copyright owner, except for reproduction in daily press and regular printed publications on sale to the public within 60 days of the event related to those data/results and always provided that copyright symbol appears together as follows below.

© DORNA WSBK ORGANIZATION Srl 2020