

Acerbis Catalunya Round, 18 - 20 September 2020

Results Tissot Superpole

Circuit de Barcelona 4.627 m

1 / 2

No.	Rider	Nat	Team	Bike	Class	Time	Gap	Rel.	Laps	Speed	
										Avg	Max
1	55 A. LOCATELLI	ITA	BARDAHL Evan Bros. WorldSSP Team	Yamaha YZF R6		1'44.958			9	158,703	276,9
2	44 L. MAHIAS	FRA	Kawasaki Puccetti Racing	Kawasaki ZX-6R		1'44.989	0.031	0.031	10	158,657	270,7
3	94 C. PEROLARI	FRA	GMT94 Yamaha	Yamaha YZF R6		1'45.204	0.246	0.215	12	158,332	278,4
4	81 M. GONZALEZ	ESP	Kawasaki ParkinGO Team	Kawasaki ZX-6R		1'45.297	0.339	0.093	10	158,193	272,7
5	3 R. DE ROSA	ITA	MV Agusta Reparto Corse	MV Agusta F3 675		1'45.501	0.543	0.204	12	157,887	274,1
6	5 P. OETTL	GER	Kawasaki Puccetti Racing	Kawasaki ZX-6R		1'45.576	0.618	0.075	11	157,774	282,7
7	11 K. SMITH	GBR	GMT94 Yamaha	Yamaha YZF R6		1'45.890	0.932	0.314	13	157,307	272,0
8	32 I. VINALES	ESP	Kallio Racing	Yamaha YZF R6		1'45.921	0.963	0.031	11	157,261	268,7
9	38 H. SOOMER	EST	Kallio Racing	Yamaha YZF R6		1'46.086	1.128	0.165	10	157,016	270,7
10	99 D. WEBB	GBR	WRP Wepol Racing	Yamaha YZF R6		1'46.160	1.202	0.074	10	156,907	272,7
11	4 S. ODENDAAL	RSA	EAB Ten Kate Racing	Yamaha YZF R6		1'46.279	1.321	0.119	11	156,731	275,5
12	85 O. GUTIERREZ IGLESIAS	ESP	GMT94 Yamaha	Yamaha YZF R6		1'46.447	1.489	0.168	11	156,484	274,8
13	25 A. VERDOIA	FRA	bLU cRU WorldSSP by MS Racing	Yamaha YZF R6		1'46.466	1.508	0.019	10	156,456	271,4
14	47 A. BASSANI	ITA	Soradis Yamaha Motoxrcing	Yamaha YZF R6		1'46.517	1.559	0.051	11	156,381	277,6
15	61 C. ONCU	TUR	Turkish Racing Team	Kawasaki ZX-6R		1'46.554	1.596	0.037	7	156,326	270,7
16	34 K. MANFREDI	ITA	Altogoo Racing Team	Yamaha YZF R6		1'46.625	1.667	0.071	4	156,222	276,9
17	56 P. SEBESTYEN	HUN	OXXO Yamaha Team Toth	Yamaha YZF R6		1'46.673	1.715	0.048	11	156,152	268,0
18	9 G. HENDRA PRATAMA	INA	bLU cRU WorldSSP by MS Racing	Yamaha YZF R6		1'47.062	2.104	0.389	10	155,585	274,8
19	52 P. HOBELSBERGER	GER	Dynavolt Honda	Honda CBR600RR		1'47.213	2.255	0.151	10	155,365	271,4
20	77 M. PONS	ESP	Dynavolt Honda	Honda CBR600RR		1'47.245	2.287	0.032	11	155,319	270,7
21	84 L. CRESSON	BEL	OXXO Yamaha Team Toth	Yamaha YZF R6		1'47.641	2.683	0.396	11	154,748	270,7
22	12 A. RUIZ CARRANZA	ESP	EMPERADOR Racing Team	Yamaha YZF R6		1'47.779	2.821	0.138	11	154,550	275,5
23	57 G. ERILL	ESP	DEZA-ISMABON Racing Team	Kawasaki ZX-6R		1'48.119	3.161	0.340	10	154,064	265,4
24	2 L. MONTELLA	ITA	DK MOTORSPORT	Yamaha YZF R6		1'48.160	3.202	0.041	9	154,005	264,1
25	30 G. VAN STRAALEN	NED	MPM Routz Racing Team	Yamaha YZF R6		1'48.321	3.363	0.161	11	153,776	276,9
----- Not Qualified -----											
NQ	22 F. FULIGNI	ITA	MV Agusta Reparto Corse	MV Agusta F3 675					0		260,9

Qualifying Lap Time (107% of 1'44.958): 1'52.306

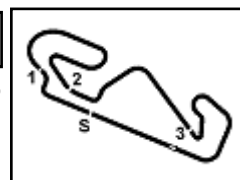
* WorldSSP Challenge

AIR	Humidity:	72%	Temp:	24°C
TRACK	Condition:	Dry	Temp:	29°C

Start 19/09/2020 11:40 End 12:09 The results are provisional until the end of the time limit for protests and appeals and the completion of the technical checks.

These data/results cannot be reproduced, stored and/or transmitted in whole or in part by any manner of electronic, mechanical, photocopying, recording, broadcasting or otherwise now known or herein after developed without the previous express consent by the copyright owner, except for reproduction in daily press and regular printed publications on sale to the public within 60 days of the event related to those data/results and always provided that copyright symbol appears together as follows below.

© DORNA WSBK ORGANIZATION Srl 2020



Acerbis Catalunya Round, 18 - 20 September 2020

Results Tissot Superpole

Session Highlights

Local Time	No. Rider	Description
11.40.00		Start
11.42.01		WorldSBK Works on bikes are allowed
11.44.01	22 F. FULIGNI	Crashed - Turn 4
11.46.02	61 C. ONCU	Current Lap Cancelled - Exceeded Track Limits - Turn 2
11.46.14	52 P. HOBELSBERGER	Current Lap Cancelled - Exceeded Track Limits - Turn 2
11.46.22	52 P. HOBELSBERGER	On the Gravel - Re-Joined - Turn 2
11.46.47	12 A. RUIZ CARRANZA	On the Gravel - Re-Joined - Turn 5
11.47.55	99 D. WEBB	Lap Cancelled (1'47.607) - Exceeded Track Limits - Turn 14
11.48.31	3 R. DE ROSA	Lap Cancelled (1'47.950) - Exceeded Track Limits - Turn 14
11.49.47	2 L. MONTELLA	Current Lap Cancelled - Exceeded Track Limits - Turn 2
11.50.39	32 I. VINALES	Lap Cancelled (1'46.116) - Art. 1.23.2
11.51.09	47 A. BASSANI	Lap Cancelled (1'48.280) - Exceeded Track Limits - Turn 9
11.51.39	2 L. MONTELLA	Lap Cancelled (1'50.692) - Exceeded Track Limits - Turn 9
11.52.31	30 G. VAN STRAALLEN	Lap Cancelled (1'48.752) - Exceeded Track Limits - Turn 14
11.52.45	94 C. PEROLARI	Current Lap Cancelled - Exceeded Track Limits - Turn 2
11.53.24	9 G. HENDRA PRATAMA	Lap Cancelled (1'47.125) - Exceeded Track Limits - Turn 9
11.53.45	56 P. SEBESTYEN	Lap Cancelled (2'04.068) - Exceeded Track Limits - Turn 9
11.55.14	55 A. LOCATELLI	On the Gravel - Re-Joined - Turn 5
11.55.27	5 P. OETTL	Current Lap Cancelled - Exceeded Track Limits - Turn 2
11.56.30	34 K. MANFREDI	Technical Problem - Turn 3
11.57.09	3 R. DE ROSA	Lap Cancelled (1'45.828) - Exceeded Track Limits - Turn 14
11.58.14	56 P. SEBESTYEN	Current Lap Cancelled - Exceeded Track Limits - Turn 2
11.59.47	38 H. SOOMER	Current Lap Cancelled - Exceeded Track Limits - Turn 2
12.01.29	81 M. GONZALEZ	Current Lap Cancelled - Exceeded Track Limits - Turn 2
12.01.29	32 I. VINALES	Current Lap Cancelled - Exceeded Track Limits - Turn 2
12.02.16	3 R. DE ROSA	Lap Cancelled (1'45.565) - Exceeded Track Limits - Turn 14
12.02.59	84 L. CRESSON	Lap Cancelled (1'47.787) - Exceeded Track Limits - Turn 14
12.03.13	11 K. SMITH	Current Lap Cancelled - Exceeded Track Limits - Turn 2
12.03.18	44 L. MAHIAS	Current Lap Cancelled - Exceeded Track Limits - Turn 2
12.04.24	61 C. ONCU	Current Lap Cancelled - Exceeded Track Limits - Turn 2
12.07.35		2020 WorldSSP Tissot Superpole Award Winner: Locatelli A.
12.08.21	77 M. PONS	Lap Cancelled (1'47.260) - Exceeded Track Limits - Turn 9
12.09.20		End Of Session

Fastest Laps Sequence

No.	Rider	Nat	Team	Bike	Local Time	Time	Gap	Avg
3	R. DE ROSA	ITA	MV Agusta Reparto Corse	MV Agusta F3 675	11:43'45.330	1'47.335		155,189
11	K. SMITH	GBR	GMT94 Yamaha	Yamaha YZF R6	11:43'45.643	1'47.248	-0.087	155,315
94	C. PEROLARI	FRA	GMT94 Yamaha	Yamaha YZF R6	11:43'55.450	1'46.923	-0.325	155,787
44	L. MAHIAS	FRA	Kawasaki Puccetti Racing	Kawasaki ZX-6R	11:43'55.503	1'46.015	-0.908	157,121
32	I. VINALES	ESP	Kallio Racing	Yamaha YZF R6	11:45'50.993	1'45.968	-0.047	157,191
94	C. PEROLARI	FRA	GMT94 Yamaha	Yamaha YZF R6	11:52'27.471	1'45.734	-0.234	157,539
55	A. LOCATELLI	ITA	BARDAHL Evan Bros. WorldSSP Team	Yamaha YZF R6	11:54'10.342	1'45.212	-0.522	158,320
44	L. MAHIAS	FRA	Kawasaki Puccetti Racing	Kawasaki ZX-6R	12:02'57.501	1'44.989	-0.223	158,657
55	A. LOCATELLI	ITA	BARDAHL Evan Bros. WorldSSP Team	Yamaha YZF R6	12:03'38.971	1'44.958	-0.031	158,703

Start 19/09/2020 11:40 End 12:09 The results are provisional until the end of the time limit for protests and appeals and the completion of the technical checks.

These data/results cannot be reproduced, stored and/or transmitted in whole or in part by any manner of electronic, mechanical, photocopying, recording, broadcasting or otherwise now known or herein after developed without the previous express consent by the copyright owner, except for reproduction in daily press and regular printed publications on sale to the public within 60 days of the event related to those data/results and always provided that copyright symbol appears together as follows below.

© DORNA WSBK ORGANIZATION Srl 2020

Acerbis Catalunya Round, 18 - 20 September 2020

Best Sectors & Speed Tissot Superpole

Circuit de Barcelona 4.627 m

BEST LAP		
1	55 A. LOCATELLI	Yamaha YZF R6 1'44.958
2	44 L. MAHIAS	Kawasaki ZX-6R 1'44.989
3	94 C. PEROLARI	Yamaha YZF R6 1'45.204
4	81 M. GONZALEZ	Kawasaki ZX-6R 1'45.297
5	3 R. DE ROSA	MV Agusta F3 675 1'45.501
6	5 P. OETTL	Kawasaki ZX-6R 1'45.576
7	11 K. SMITH	Yamaha YZF R6 1'45.890
8	32 I. VINALES	Yamaha YZF R6 1'45.921
9	38 H. SOOMER	Yamaha YZF R6 1'46.086
10	99 D. WEBB	Yamaha YZF R6 1'46.160
11	4 S. ODENDAAL	Yamaha YZF R6 1'46.279
12	85 O. GUTIERREZ IGLESIAS	Yamaha YZF R6 1'46.447
13	25 A. VERDOIA	Yamaha YZF R6 1'46.466
14	47 A. BASSANI	Yamaha YZF R6 1'46.517
15	61 C. ONCU	Kawasaki ZX-6R 1'46.554
16	34 K. MANFREDI	Yamaha YZF R6 1'46.625
17	56 P. SEBESTYEN	Yamaha YZF R6 1'46.673
18	9 G. HENDRA PRATAMA	Yamaha YZF R6 1'47.062
19	52 P. HOBELSBERGER	Honda CBR600RR 1'47.213
20	77 M. PONS	Honda CBR600RR 1'47.245
21	84 L. CRESSON	Yamaha YZF R6 1'47.641
22	12 A. RUIZ CARRANZA	Yamaha YZF R6 1'47.779
23	57 G. ERILL	Kawasaki ZX-6R 1'48.119
24	2 L. MONTELLA	Yamaha YZF R6 1'48.160
25	30 G. VAN STRAALEN	Yamaha YZF R6 1'48.321
26	22 F. FULIGNI	MV Agusta F3 675

SPEED		
1	5 P. OETTL	Kawasaki ZX-6R 282,7
2	94 C. PEROLARI	Yamaha YZF R6 278,4
3	47 A. BASSANI	Yamaha YZF R6 277,6
4	55 A. LOCATELLI	Yamaha YZF R6 276,9
5	30 G. VAN STRAALEN	Yamaha YZF R6 276,9
6	34 K. MANFREDI	Yamaha YZF R6 276,9
7	12 A. RUIZ CARRANZA	Yamaha YZF R6 275,5
8	4 S. ODENDAAL	Yamaha YZF R6 275,5
9	9 G. HENDRA PRATAMA	Yamaha YZF R6 274,8
10	85 O. GUTIERREZ IGLESIAS	Yamaha YZF R6 274,8
11	3 R. DE ROSA	MV Agusta F3 675 274,1
12	81 M. GONZALEZ	Kawasaki ZX-6R 272,7
13	99 D. WEBB	Yamaha YZF R6 272,7
14	11 K. SMITH	Yamaha YZF R6 272,0
15	52 P. HOBELSBERGER	Honda CBR600RR 271,4
16	25 A. VERDOIA	Yamaha YZF R6 271,4
17	84 L. CRESSON	Yamaha YZF R6 270,7
18	61 C. ONCU	Kawasaki ZX-6R 270,7
19	77 M. PONS	Honda CBR600RR 270,7
20	38 H. SOOMER	Yamaha YZF R6 270,7
21	44 L. MAHIAS	Kawasaki ZX-6R 270,7
22	32 I. VINALES	Yamaha YZF R6 268,7
23	56 P. SEBESTYEN	Yamaha YZF R6 268,0
24	57 G. ERILL	Kawasaki ZX-6R 265,4
25	2 L. MONTELLA	Yamaha YZF R6 264,1
26	22 F. FULIGNI	MV Agusta F3 675 260,9

SEG. 1		SEG. 2		SEG. 3		SEG. 4	
1	55 A. LOCATELLI 18.784	1	44 L. MAHIAS 32.592	1	55 A. LOCATELLI 21.740	1	44 L. MAHIAS 31.476
2	94 C. PEROLARI 18.785	2	94 C. PEROLARI 32.644	2	5 P. OETTL 21.754	2	55 A. LOCATELLI 31.574
3	3 R. DE ROSA 18.809	3	55 A. LOCATELLI 32.645	3	44 L. MAHIAS 21.840	3	81 M. GONZALEZ 31.763
4	32 I. VINALES 18.831	4	81 M. GONZALEZ 32.680	4	94 C. PEROLARI 21.841	4	5 P. OETTL 31.789
5	81 M. GONZALEZ 18.844	5	38 H. SOOMER 32.709	5	81 M. GONZALEZ 21.898	5	3 R. DE ROSA 31.849
6	34 K. MANFREDI 18.865	6	3 R. DE ROSA 32.715	6	3 R. DE ROSA 21.905	6	94 C. PEROLARI 31.912
7	4 S. ODENDAAL 18.918	7	11 K. SMITH 32.775	7	32 I. VINALES 21.924	7	32 I. VINALES 31.960
8	38 H. SOOMER 18.959	8	5 P. OETTL 32.851	8	38 H. SOOMER 21.966	8	11 K. SMITH 31.962
9	44 L. MAHIAS 18.959	9	32 I. VINALES 32.903	9	11 K. SMITH 21.981	9	99 D. WEBB 31.995
10	5 P. OETTL 18.964	10	61 C. ONCU 32.953	10	85 O. GUTIERREZ IGLESIA 22.044	10	4 S. ODENDAAL 32.024
11	99 D. WEBB 18.983	11	99 D. WEBB 32.987	11	61 C. ONCU 22.066	11	38 H. SOOMER 32.029
12	11 K. SMITH 18.989	12	25 A. VERDOIA 33.007	12	4 S. ODENDAAL 22.085	12	47 A. BASSANI 32.091
13	25 A. VERDOIA 19.033	13	47 A. BASSANI 33.021	13	25 A. VERDOIA 22.096	13	61 C. ONCU 32.106
14	85 O. GUTIERREZ IGLESIA 19.049	14	85 O. GUTIERREZ IGLESIA 33.029	14	56 P. SEBESTYEN 22.125	14	34 K. MANFREDI 32.112
15	47 A. BASSANI 19.098	15	4 S. ODENDAAL 33.031	15	99 D. WEBB 22.136	15	85 O. GUTIERREZ IGLESIA 32.113
16	61 C. ONCU 19.163	16	56 P. SEBESTYEN 33.097	16	47 A. BASSANI 22.146	16	25 A. VERDOIA 32.145
17	77 M. PONS 19.199	17	9 G. HENDRA PRATAMA 33.118	17	34 K. MANFREDI 22.155	17	56 P. SEBESTYEN 32.180
18	12 A. RUIZ CARRANZA 19.223	18	34 K. MANFREDI 33.167	18	9 G. HENDRA PRATAMA 22.159	18	77 M. PONS 32.287
19	56 P. SEBESTYEN 19.234	19	52 P. HOBELSBERGER 33.214	19	52 P. HOBELSBERGER 22.162	19	9 G. HENDRA PRATAMA 32.321
20	52 P. HOBELSBERGER 19.269	20	77 M. PONS 33.261	20	84 L. CRESSON 22.180	20	52 P. HOBELSBERGER 32.368
21	84 L. CRESSON 19.277	21	84 L. CRESSON 33.354	21	77 M. PONS 22.266	21	57 G. ERILL 32.453
22	9 G. HENDRA PRATAMA 19.330	22	12 A. RUIZ CARRANZA 33.501	22	2 L. MONTELLA 22.314	22	84 L. CRESSON 32.466
23	30 G. VAN STRAALEN 19.419	23	2 L. MONTELLA 33.520	23	30 G. VAN STRAALEN 22.387	23	12 A. RUIZ CARRANZA 32.530
24	57 G. ERILL 19.434	24	57 G. ERILL 33.520	24	12 A. RUIZ CARRANZA 22.419	24	30 G. VAN STRAALEN 32.565
25	2 L. MONTELLA 19.439	25	30 G. VAN STRAALEN 33.646	25	57 G. ERILL 22.453	25	2 L. MONTELLA 32.837
26	22 F. FULIGNI 19.916	26	22 F. FULIGNI 35.599	26	22 F. FULIGNI 23.042	26	22 F. FULIGNI 33.532

19/09/2020

These data/results cannot be reproduced, stored and/or transmitted in whole or in part by any manner of electronic, mechanical, photocopying, recording, broadcasting or otherwise now known or herein after developed without the previous express consent by the copyright owner, except for reproduction in daily press and regular printed publications on sale to the public within 60 days of the event related to those data/results and always provided that copyright symbol appears together as follows below.

© DORNA WSBK ORGANIZATION Srl 2020

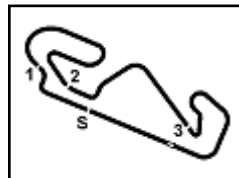
FICR PERUGIA TIMING



Official Tyre Supplier



Official Timekeeper



Acerbis Catalunya Round, 18 - 20 September 2020

Ideal Times Tissot Superpole

Circuit de Barcelona 4.627 m

No.	Rider	Nat	Bike	Seg. 1	Seg. 2	Seg. 3	Seg. 4	Ideal Time				
				Diff. 1	Diff. 2	Diff. 3	Diff. 4	Best Lap	Pos.	Diff.		
1	55 A. LOCATELLI	ITA	Yamaha YZF R6	18.784	32.645	21.740	31.574 +0.215	1'44.743	1	0.215		
2	44 L. MAHIAS	FRA	Kawasaki ZX-6R	18.959 +0.024	32.592	21.840 +0.098	31.476	1'44.867	2	0.122		
3	94 C. PEROLARI	FRA	Yamaha YZF R6	18.785	32.644	21.841	31.912 +0.022	1'45.182	3	0.022		
4	81 M. GONZALEZ	ESP	Kawasaki ZX-6R	18.844	32.680 +0.112	21.898	31.763	1'45.185	4	0.112		
5	3 R. DE ROSA	ITA	MV Agusta F3 675	18.809 +0.088	32.715 +0.135	21.905	31.849	1'45.278	5	0.223		
6	5 P. OETTL	GER	Kawasaki ZX-6R	18.964 +0.024	32.851 +0.081	21.754 +0.113	31.789	1'45.358	6	0.218		
7	32 I. VINALES	ESP	Yamaha YZF R6	18.831 +0.060	32.903 +0.085	21.924 +0.070	31.960 +0.088	1'45.618	8	0.303		
8	38 H. SOOMER	EST	Yamaha YZF R6	18.959 +0.144	32.709 +0.143	21.966	32.029 +0.136	1'45.663	9	0.423		
9	11 K. SMITH	GBR	Yamaha YZF R6	18.989 +0.050	32.775 +0.005	21.981 +0.020	31.962 +0.108	1'45.707	7	0.183		
10	4 S. ODENDAAL	RSA	Yamaha YZF R6	18.918 +0.171	33.031	22.085 +0.050	32.024	1'46.058	11	0.221		
11	99 D. WEBB	GBR	Yamaha YZF R6	18.983	32.987	22.136 +0.059	31.995	1'46.101	10	0.059		
12	85 O. GUTIERREZ IGLESI	ESP	Yamaha YZF R6	19.049 +0.101	33.029 +0.012	22.044 +0.099	32.113	1'46.235	12	0.212		
13	25 A. VERDOIA	FRA	Yamaha YZF R6	19.033 +0.079	33.007 +0.052	22.096 +0.054	32.145	1'46.281	13	0.185		
14	61 C. ONCU	TUR	Kawasaki ZX-6R	19.163	32.953 +0.129	22.066 +0.137	32.106	1'46.288	15	0.266		
15	34 K. MANFREDI	ITA	Yamaha YZF R6	18.865	33.167 +0.264	22.155	32.112 +0.062	1'46.299	16	0.326		
16	47 A. BASSANI	ITA	Yamaha YZF R6	19.098 +0.003	33.021	22.146 +0.085	32.091 +0.073	1'46.356	14	0.161		
17	56 P. SEBESTYEN	HUN	Yamaha YZF R6	19.234	33.097	22.125 +0.037	32.180	1'46.636	17	0.037		
18	9 G. HENDRA PRATAMA	INA	Yamaha YZF R6	19.330 +0.083	33.118	22.159	32.321 +0.051	1'46.928	18	0.134		
19	77 M. PONS	ESP	Honda CBR600RR	19.199 +0.187	33.261 +0.018	22.266 +0.027	32.287	1'47.013	20	0.232		
20	52 P. HOBELSBERGER	GER	Honda CBR600RR	19.269 +0.126	33.214	22.162 +0.074	32.368	1'47.013	19	0.200		
21	84 L. CRESSON	BEL	Yamaha YZF R6	19.277 +0.087	33.354 +0.270	22.180	32.466 +0.007	1'47.277	21	0.364		
22	12 A. RUIZ CARRANZA	ESP	Yamaha YZF R6	19.223	33.501 +0.068	22.419 +0.038	32.530	1'47.673	22	0.106		
23	57 G. ERILL	ESP	Kawasaki ZX-6R	19.434 +0.236	33.520 +0.023	22.453	32.453	1'47.860	23	0.259		
24	30 G. VAN STRAALEN	NED	Yamaha YZF R6	19.419 +0.230	33.646 +0.074	22.387	32.565	1'48.017	25	0.304		
25	2 L. MONTELLA	ITA	Yamaha YZF R6	19.439	33.520 +0.050	22.314	32.837	1'48.110	24	0.050		
	22 F. FULIGNI	ITA	MV Agusta F3 675	One or more sectors missing								
Overall Ideal Time				18.784	32.592	21.740	31.476	1'44.592				

19/09/2020

These data/results cannot be reproduced, stored and/or transmitted in whole or in part by any manner of electronic, mechanical, photocopying, recording, broadcasting or otherwise now known or herein after developed without the previous express consent by the copyright owner, except for reproduction in daily press and regular printed publications on sale to the public within 60 days of the event related to those data/results and always provided that copyright symbol appears together as follows below.

© DORNA WSBK ORGANIZATION Srl 2020

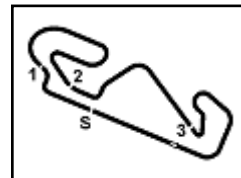
PIRELLI PERUGIA TIMING



Official Tyre Supplier



Official Timekeeper



Acerbis Catalunya Round, 18 - 20 September 2020

Chronological Analysis Tissot Superpole

Circuit de Barcelona 4.627 m

1 / 3

1° 55 A. LOCATELLI (1'44.958)							
Lap	Seg.1	Seg.2	Seg.3	Seg.4	Lap Time	km/h	Local Time
1		35.540	22.932	33.844	168,8	11:41'59.074	
2	19.313	33.534	22.336	32.282	1'47.465	275,5	11:43'46.539
3	18.864	33.210	22.179	31.953	1'46.206	276,9	11:45'32.745
4	18.915	33.277	22.015	45.046	1'59.253P	273,4	11:47'31.998
5	3'25.148	33.878	22.407	31.699	4'53.132P	187,5	11:52'25.130
6	19.014	32.723	21.821	31.654	1'45.212	269,3	11:54'10.342
7	18.824	1'23.294	23.846	44.910	2'50.874P	270,7	11:57'01.216
8	3'25.090	33.042	22.051	32.614	4'52.797P	185,9	12:01'54.013
9	18.784	32.645	21.740	31.789	1'44.958	271,4	12:03'38.971
10	18.811	32.920	22.032	31.574	1'45.337	274,8	12:05'24.308

2° 44 L. MAHIAS (1'44.989)							
Lap	Seg.1	Seg.2	Seg.3	Seg.4	Lap Time	km/h	Local Time
1		35.823	26.099	33.555	157,9	11:42'09.488	
2	19.129	32.735	22.297	31.854	1'46.015	270,0	11:43'55.503
3	19.036	35.362	24.085	44.913	2'03.396P	268,0	11:45'58.899
4	2'40.601	34.399	22.595	32.230	4'09.825P	172,5	11:50'08.724
5	19.176	33.076	22.265	32.231	1'46.748	264,1	11:51'55.472
6	19.311	33.054	22.215	32.115	1'46.695	265,4	11:53'42.167
7	19.924	34.907	22.944	44.317	2'02.092P	264,7	11:55'44.259
8	4'00.461	33.836	22.257	31.699	5'28.253P	145,0	12:01'12.512
9	18.983	32.592	21.938	31.476	1'44.989	268,7	12:02'57.501
10	23.062	39.171	22.311	32.894	1'57.438C	265,4	12:04'54.939
11	18.959	32.722	21.840	32.181	1'45.702	270,7	12:06'40.641

3° 94 C. PEROLARI (1'45.204)							
Lap	Seg.1	Seg.2	Seg.3	Seg.4	Lap Time	km/h	Local Time
1		35.401	26.238	33.510	154,7	11:42'08.527	
2	19.336	33.159	22.281	32.147	1'46.923	266,0	11:43'55.540
3	19.270	33.544	26.034	33.039	1'51.887	262,1	11:45'47.337
4	19.220	33.377	22.525	44.489	1'59.611P	269,3	11:47'46.948
5	1'26.174	33.912	22.360	32.343	2'54.789P	169,8	11:50'41.737
6	19.159	32.789	21.874	31.912	1'45.734	265,4	11:52'27.471
7	20.372	35.045	22.552	32.847	1'50.816C	268,0	11:54'18.287
8	19.111	33.022	21.965	32.082	1'46.180	266,0	11:56'04.467
9	19.825	35.170	22.376	45.145	2'02.516P	266,7	11:58'06.983
10	1'36.054	36.219	22.147	32.019	3'06.439P		12:01'13.422
11	18.785	32.644	21.841	31.934	1'45.204	278,4	12:02'58.626
12	19.377	35.392	23.079	33.052	1'50.900	271,4	12:04'49.526
13	19.483	33.633	22.342	32.514	1'47.972	265,4	12:06'37.498

4° 81 M. GONZALEZ (1'45.297)							
Lap	Seg.1	Seg.2	Seg.3	Seg.4	Lap Time	km/h	Local Time
1		35.436	24.853	34.638	182,7	11:42'13.823	
2	19.128	33.112	22.081	32.322	1'46.643	269,3	11:44'00.466
3	19.190	32.986	22.138	33.118	1'47.432	270,0	11:45'47.898
4	18.881	33.342	22.458	48.212	2'02.893P	272,0	11:47'50.791
5	3'49.304	34.185	22.459	32.443	5'18.391P	193,9	11:53'09.182
6	19.182	32.680	21.905	31.777	1'45.544	266,0	11:54'54.726
7	19.216	32.749	22.020	32.009	1'45.994	266,0	11:56'40.720
8	20.131	33.605	22.514	46.018	2'02.268P	265,4	11:58'42.988
9	2'48.710	35.160	22.327	38.678	4'24.875CP	188,5	12:03'07.863
10	18.844	32.792	21.898	31.763	1'45.297	272,7	12:04'53.160
11	18.924	32.803	22.068	32.052	1'45.847	272,0	12:06'39.007

5° 3 R. DE ROSA (1'45.501)							
Lap	Seg.1	Seg.2	Seg.3	Seg.4	Lap Time	km/h	Local Time
1		35.671	23.786	34.595	185,9	11:41'57.995	
2	19.286	33.388	22.393	32.268	1'47.335	266,7	11:43'45.330
3	19.034	33.912	22.560	32.444	1'47.950C	267,3	11:45'33.280

6° 5 P. OETTL (1'45.576)							
Lap	Seg.1	Seg.2	Seg.3	Seg.4	Lap Time	km/h	Local Time
1		34.763	25.081	35.048	188,8	11:42'04.985	
2	19.128	33.120	22.183	32.896	1'47.327	269,3	11:43'52.312
3	19.609	33.274	22.168	32.126	1'47.177	282,7	11:45'39.489
4	18.964	33.105	22.088	32.429	1'46.586	271,4	11:47'26.075
5	19.423	33.440	22.295	44.532	1'59.690P	268,7	11:49'25.765
6	2'29.279	34.401	22.192	31.909	3'57.781P	170,9	11:53'23.546
7	19.186	32.854	21.922	31.885	1'45.847	264,7	11:55'09.393
8	20.413	34.437	22.373	44.679	2'01.902CP	265,4	11:57'11.295
9	2'39.504	33.449	22.192	31.948	4'07.093P	194,6	12:01'18.388
10	18.988	32.932	21.867	31.789	1'45.576	266,0	12:03'03.964
11	19.100	32.851	21.754	32.109	1'45.814	268,0	12:04'49.778
12	19.370	33.279	22.274	32.395	1'47.318	271,4	12:06'37.096

7° 11 K. SMITH (1'45.890)							
Lap	Seg.1	Seg.2	Seg.3	Seg.4	Lap Time	km/h	Local Time
1		35.663	23.493	34.756	187,8	11:41'58.395	
2	19.679	33.226	22.250	32.093	1'47.248	264,7	11:43'45.643
3	19.109	33.123	22.074	32.210	1'46.516	268,7	11:45'32.159
4	19.177	33.137	22.143	32.339	1'46.796	264,7	11:47'18.955
5	19.327	33.197	22.402	45.957	2'00.883P	263,4	11:49'19.838
6	1'26.375	34.287	23.067	32.599	2'56.328P	168,5	11:52'16.166
7	19.361	33.941	22.636	32.367	1'48.305	265,4	11:54'04.471
8	19.089	32.973	22.107	31.962	1'46.131	265,4	11:55'50.602
9	19.039	32.780	22.001	32.070	1'45.890	266,7	11:57'36.492
10	19.137	32.796	21.981	32.004	1'45.918	264,1	11:59'22.410
11	19.156	32.775	22.041	32.021	1'45.993	267,3	12:01'08.403
12	18.989	33.040	22.208	32.216	1'46.453	271,4	12:02'54.856
13	20.330	34.758	22.230	32.249	1'49.567C	272,0	12:04'44.423
14	19.152	33.228	22.226	32.285	1'46.891	268,7	12:06'31.314

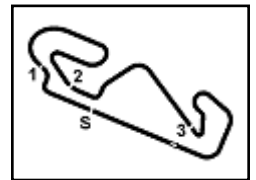
8° 32 I. VINALES (1'45.921)							
Lap	Seg.1	Seg.2	Seg.3	Seg.4	Lap Time	km/h	Local Time
1		34.766	22.685	32.312	175,9	11:42'18.399	
2	19.105	33.193	22.139	32.189	1'46.626	265,4	11:44'05.025
3	18.991	32.966	22.051	31.960	1'45.968	266,7	11:45'50.993
4	18.919	33.030	22.036	32.131	1'46.116C	268,0	11:47'37.109
5	18.831	35.073	22.635	35.386	1'51.925	266,7	11:49'29.034
6	18.998	33.070	22.100	32.414	1'46.582	266,7	11:51'15.616
7	19.608	33.919	23.142	46.201	2'02.870P	265,4	11:53'18.486
8	4'39.783	33.678	22.156	32.069	6'07.686P	153,2	11:59'26.172
9	19.079	32.903	22.007	32.056	1'46.045	266,7	12:01'12.217
10	19.929	34.136	22.287	38.682	1'55.034C	266,7	12:03'07.251
11	19.009	33.097	21.924	33.065	1'47.095	268,0	12:04'54.346
12	18.891	32.988	21.994	32.048	1'45.921	268,7	12:06'40.267

9° 38 H. SOOMER (1'46.086)							
Lap	Seg.1	Seg.2	Seg.3	Seg.4	Lap Time	km/h	Local Time
1		34.302	22.705	32.513	177,9	11:42'24.579	
2	19.403	33.093	22.408	32.488	1'47.392	266,0	11:44'11.971

19/09/2020 P = Pits In/Out - C = Lap Time Cancelled

These data/results cannot be reproduced, stored and/or transmitted in whole or in part by any manner of electronic, mechanical, photocopying, recording, broadcasting or otherwise now known or herein after developed without the previous express consent by the copyright owner, except for reproduction in daily press and regular printed publications on sale to the public within 60 days of the event related to those data/results and always provided that copyright symbol appears together as follows below.

© DORNA WSBK ORGANIZATION Srl 2020



Acerbis Catalunya Round, 18 - 20 September 2020

Chronological Analysis Tissot Superpole

Circuit de Barcelona 4.627 m

3 / 3

7	5'13.841	34.306	22.486	32.640	6'43.273P	183,7	11:57'59.307
8	19.732	33.208	22.177	32.331	1'47.448	266,0	11:59'46.755
9	19.413	33.118	22.159	32.372	1'47.062	266,7	12:01'33.817
10	19.389	33.265	22.315	32.451	1'47.420	268,0	12:03'21.237
11	19.471	38.232	23.067	49.328	2'10.098P	270,7	12:05'31.335

12	19.223	33.569	22.457	32.530	1'47.779	268,7	12:06'31.620
----	---------------	--------	--------	---------------	-----------------	-------	--------------

19° 52 P. HOBELSBERGER (1'47.213)							
Lap	Seg.1	Seg.2	Seg.3	Seg.4	Lap Time	km/h	Local Time
1		36.445	23.503	34.001		182,7	11:42'00.181
2	19.393	33.749	22.542	32.765	1'48.449	271,4	11:43'48.630
3	19.530	33.869	24.312	33.099	1'50.810	266,7	11:45'39.440
4	38.142	40.108	23.789	33.330	2'15.369C	266,0	11:47'54.809
5	19.707	33.709	22.502	32.777	1'48.695	265,4	11:49'43.504
6	19.601	33.520	22.466	46.771	2'02.358P	266,0	11:51'45.862
7	4'33.994	35.853	23.118	33.598	6'06.563P	188,2	11:57'52.425
8	19.597	33.395	22.339	32.534	1'47.865	262,8	11:59'40.290
9	19.580	33.235	22.254	32.421	1'47.490	263,4	12:01'27.780
10	19.395	33.214	22.236	32.368	1'47.213	264,7	12:03'14.993
11	19.269	33.325	22.162	32.508	1'47.264	265,4	12:05'02.257

23° 57 G. ERILL (1'48.119)							
Lap	Seg.1	Seg.2	Seg.3	Seg.4	Lap Time	km/h	Local Time
1		36.967	24.119	34.515		184,9	11:41'59.923
2	20.125	34.570	23.308	33.451	1'51.454	265,4	11:43'51.377
3	20.205	34.034	22.908	32.953	1'50.100	264,7	11:45'41.477
4	19.840	33.987	22.805	33.087	1'49.719	264,7	11:47'31.196
5	19.678	34.740	23.047	46.785	2'04.250P	264,1	11:49'35.446
6	4'10.015	34.893	23.269	33.545	5'41.722P	178,2	11:55'17.168
7	19.739	33.905	22.779	32.597	1'49.020	259,6	11:57'06.188
8	19.670	33.543	22.453	32.453	1'48.119	260,9	11:58'54.307
9	19.434	33.760	22.579	45.120	2'00.893P	262,1	12:00'55.200
10	1'12.900	34.283	22.944	32.583	2'42.710P	176,8	12:03'37.910
11	19.795	33.520	22.576	32.491	1'48.382	261,5	12:05'26.292

20° 77 M. PONS (1'47.245)							
Lap	Seg.1	Seg.2	Seg.3	Seg.4	Lap Time	km/h	Local Time
1		35.747	23.921	34.604		186,9	11:41'58.520
2	19.640	33.380	22.387	32.510	1'47.917	268,0	11:43'46.437
3	19.419	33.261	22.465	32.422	1'47.567	270,7	11:45'34.004
4	19.353	33.469	22.371	32.439	1'47.632	265,4	11:47'21.636
5	19.347	33.516	22.435	45.733	2'01.031P	264,1	11:49'22.667
6	4'16.373	34.494	22.801	33.178	5'46.846P	181,8	11:55'09.513
7	19.199	33.497	22.395	32.573	1'47.664	264,7	11:56'57.177
8	19.386	33.279	22.293	32.287	1'47.245	261,5	11:58'44.422
9	19.375	33.287	22.318	32.424	1'47.404	261,5	12:00'31.826
10	19.329	33.348	22.308	32.411	1'47.396	261,5	12:02'19.222
11	19.436	33.263	22.266	32.295	1'47.260C	261,5	12:04'06.482
12	19.342	33.481	22.429	32.542	1'47.794	266,7	12:05'54.276

24° 2 L. MONTELLA (1'48.160)							
Lap	Seg.1	Seg.2	Seg.3	Seg.4	Lap Time	km/h	Local Time
1		37.349	23.938	34.542		171,4	11:42'02.494
2	20.180	34.290	22.782	33.919	1'51.171	260,2	11:43'53.665
3	19.867	34.261	22.885	33.404	1'50.417	264,1	11:45'44.082
4	19.616	34.610	22.965	33.501	1'50.692C	263,4	11:47'34.774
5	19.678	34.290	22.869	33.486	1'50.323	262,1	11:49'25.097
6	24.692	37.551	24.490	48.228	2'14.961CP	259,6	11:51'40.058
7	6'29.968	37.038	22.477	34.255	8'03.738P	161,2	11:59'43.796
8	19.645	33.604	22.437	32.920	1'48.606	263,4	12:01'32.402
9	19.457	33.520	22.445	32.889	1'48.311	261,5	12:03'20.713
10	19.439	33.570	22.314	32.837	1'48.160	261,5	12:05'08.873

21° 84 L. CRESSON (1'47.641)							
Lap	Seg.1	Seg.2	Seg.3	Seg.4	Lap Time	km/h	Local Time
1		35.587	23.604	34.112		172,5	11:42'00.477
2	19.696	34.447	22.652	32.800	1'49.595	270,7	11:43'50.072
3	19.460	33.873	22.285	32.672	1'48.290	266,0	11:45'38.362
4	19.455	33.354	22.223	32.848	1'47.880	266,0	11:47'26.242
5	19.379	33.827	22.528	32.588	1'48.322	267,3	11:49'14.564
6	19.488	33.567	22.342	32.739	1'48.136	266,7	11:51'02.700
7	19.569	34.896	22.590	44.129	2'01.184P	262,1	11:53'03.884
8	3'17.615	38.459	22.497	32.686	4'51.257P	180,6	11:57'55.141
9	19.418	33.570	22.227	32.572	1'47.787C	264,7	11:59'42.928
10	19.277	33.885	22.298	36.156	1'51.616	264,7	12:01'34.544
11	19.364	33.624	22.180	32.473	1'47.641	266,7	12:03'22.185
12	19.314	33.665	22.280	32.466	1'47.725	268,0	12:05'09.910

25° 30 G. VAN STRAALEN (1'48.321)							
Lap	Seg.1	Seg.2	Seg.3	Seg.4	Lap Time	km/h	Local Time
1		37.225	23.476	35.452		184,0	11:42'01.277
2	19.611	34.537	23.213	33.671	1'51.032	272,7	11:43'52.309
3	19.889	34.117	22.622	32.774	1'49.402	276,9	11:45'41.711
4	19.419	33.905	22.540	32.888	1'48.752C	272,7	11:47'30.463
5	19.602	33.782	22.512	32.739	1'48.635	263,4	11:49'19.098
6	19.515	33.764	22.494	33.173	1'48.946	262,8	11:51'08.044
7	19.467	33.925	22.923	45.098	2'01.413P	270,7	11:53'09.457
8	4'09.765	35.264	22.922	33.277	5'41.228P	106,7	11:58'50.685
9	19.623	33.829	22.629	32.776	1'48.857	261,5	12:00'39.542
10	19.533	33.646	22.440	33.036	1'48.655	261,5	12:02'28.197
11	19.649	33.720	22.387	32.565	1'48.321	260,9	12:04'16.518
12	19.542	34.142	23.085	33.399	1'50.168	260,2	12:06'06.686

26° 22 F. FULIGNI							
Lap	Seg.1	Seg.2	Seg.3	Seg.4	Lap Time	km/h	Local Time
1		35.599	23.042	33.532		191,8	11:43'02.131

22° 12 A. RUIZ CARRANZA (1'47.779)							
Lap	Seg.1	Seg.2	Seg.3	Seg.4	Lap Time	km/h	Local Time
1		36.598	23.613	34.320		191,8	11:42'00.886
2	19.749	34.629	22.940	33.704	1'51.022	275,5	11:43'51.908
3	19.881	34.313	22.652	40.277	1'57.123	274,8	11:45'49.031
4	19.319	44.061	26.916	33.976	2'04.272	274,8	11:47'53.303
5	19.627	34.107	22.904	33.035	1'49.673	266,7	11:49'42.976
6	19.455	33.970	22.714	33.148	1'49.287	266,0	11:51'32.263
7	19.328	34.712	23.149	47.525	2'04.714P	268,7	11:53'36.977
8	3'57.091	36.553	24.056	43.945	5'41.645P	149,0	11:59'18.622
9	19.445	33.935	22.419	32.974	1'48.773	266,7	12:01'07.395
10	19.262	33.501	22.424	32.959	1'48.146	270,7	12:02'55.541
11	19.383	33.516	22.514	32.887	1'48.300	274,1	12:04'43.841

19/09/2020 P = Pits In/Out - C = Lap Time Cancelled

These data/results cannot be reproduced, stored and/or transmitted in whole or in part by any manner of electronic, mechanical, photocopying, recording, broadcasting or otherwise now known or herein after developed without the previous express consent by the copyright owner, except for reproduction in daily press and regular printed publications on sale to the public within 60 days of the event related to those data/results and always provided that copyright symbol appears together as follows below.

© DORNA WSBK ORGANIZATION Srl 2020

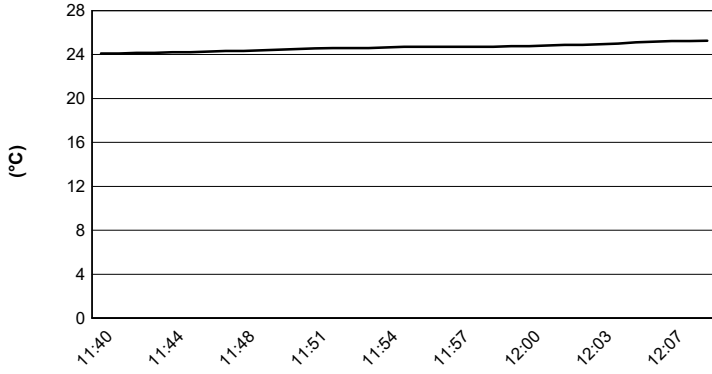
Acerbis Catalunya Round, 18 - 20 September 2020

Weather Report Tissot Superpole

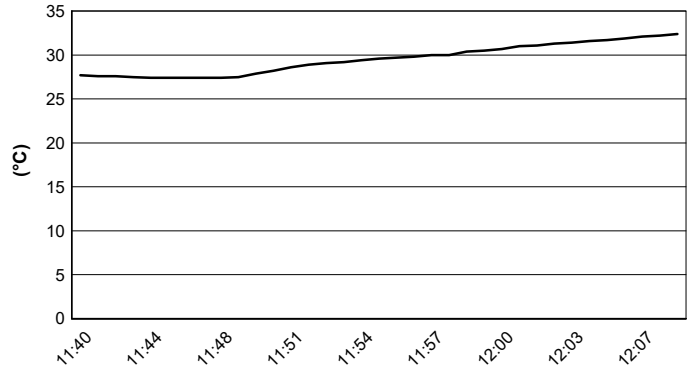
Session started 11:40 - Session ended 12:09

Circuit de Barcelona 4.627 m


Air Temperature



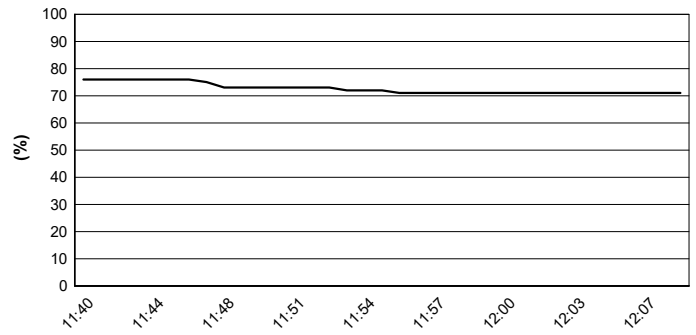
Track Temperature



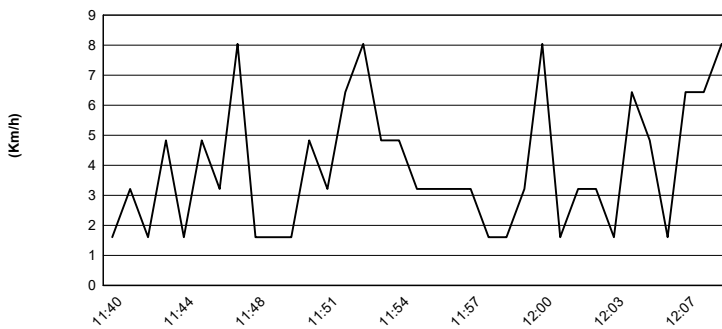
Air Pressure



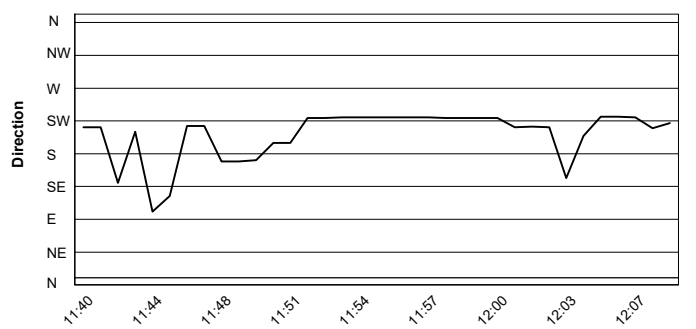
Humidity



Wind Speed



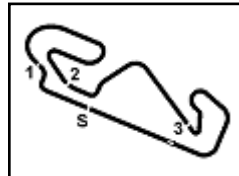
Wind Direction



19/09/2020

These data/results cannot be reproduced, stored and/or transmitted in whole or in part by any manner of electronic, mechanical, photocopying, recording, broadcasting or otherwise now known or herein after developed without the previous express consent by the copyright owner, except for reproduction in daily press and regular printed publications on sale to the public within 60 days of the event related to those data/results and always provided that copyright symbol appears together as follows below.

© DORNA WSBK ORGANIZATION Srl 2020



Acerbis Catalunya Round, 18 - 20 September 2020

Superpole Ranking

Circuit de Barcelona 4.627 m

	2017	2018	2019	2020
01 Phillip Island	Jacobsen (Usa) MvA 1'33.128 (171,8 Km/h)	Mahias (Fra) Yam 1'33.160 (171,8 Km/h)	Caricasulo (Ita) Yam 1'32.604 (172,8 Km/h)	Locatelli (Ita) Yam 1'32.176 (173,6 Km/h)
02 Jerez	Caricasulo (Ita) Yam 1'43.285 (154,2 Km/h)		Krummenacher (Sui) Yam 1'41.775 (156,5 Km/h)	Locatelli (Ita) Yam 1'42.214 (155,8 Km/h)
03 Portimão	Sofuoglu (Tur) Kaw 1'45.541 (156,6 Km/h)	Mahias (Fra) Yam 1'44.588 (158,1 Km/h)	Caricasulo (Ita) Yam 1'44.220 (158,6 Km/h)	Locatelli (Ita) Yam 1'44.627 (158,0 Km/h)
04 Aragón 1	Jacobsen (Usa) MvA 1'54.948 (159,0 Km/h)	Cortese (Ger) Yam 1'53.567 (160,9 Km/h)	Gradinger (Aut) Yam 1'53.972 (160,4 Km/h)	Locatelli (Ita) Yam 1'53.205 (161,5 Km/h)
05 Aragón 2				Locatelli (Ita) Yam 1'53.003 (161,7 Km/h)
06 Barcelona				Locatelli (Ita) Yam 1'44.958 (158,7 Km/h)
07 Magny-Cours	Tuuli (Fin) Yam 1'43.833 (152,9 Km/h)	Caricasulo (Ita) Yam 1'40.416 (158,1 Km/h)	Smith (Gbr) Kaw 1'56.287 (136,6 Km/h)	
08 Estoril				

2020

6 **A. Locatelli**

ALL TIMES

34	K. Sofuoglu	3	K. Curtain	1	B. MacLeod
22	S. Charpentier	3	I. MacPherson	1	F. Marino
21	J. Cluzel	3	A. Pitt	1	M. Meregalli
17	B. Parkes	3	D. Salom	1	S. Morais
15	K. Muggeridge	3	R. Xaus	1	C. Perolari
14	F. Foret	2	P. Bontempi	1	P. Riba
14	S. Lowes	2	V. Guareschi	1	S. Sanna
10	C. Crutchlow	2	M. Lagrive	1	K. Smith
8	F. Caricasulo	2	J. Lascorz	1	L. Stapleford
8	L. Mahias	2	M. Pirro	1	N. Tuuli
6	S. Chambon	2	L. Scassa	1	J. Vd Goorbergh
6	E. Laverty	2	J. Teuchert	1	J. Whitham
6	A. Locatelli	2	M. van der Mark		
5	P. Casoli	1	K. Coghlan		
5	K. Fujiwara	1	C. Davies		
5	P. Jacobsen	1	M. Fabrizio		
5	C. Vermeulen	1	T. Gradinger		
4	R. Krummenacher	1	C. Jones		
3	S. Cortese	1	C. Kellner		

19/09/2020

These data/results cannot be reproduced, stored and/or transmitted in whole or in part by any manner of electronic, mechanical, photocopying, recording, broadcasting or otherwise now known or herein after developed without the previous express consent by the copyright owner, except for reproduction in daily press and regular printed publications on sale to the public within 60 days of the event related to those data/results and always provided that copyright symbol appears together as follows below.

© DORNA WSBK ORGANIZATION Srl 2020

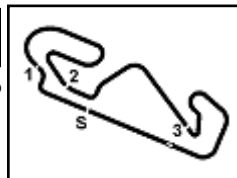
FICR PERUGIA TIMING



Official Tyre Supplier



Official Timekeeper



Acerbis Catalunya Round, 18 - 20 September 2020

Tissot Superpole Award

Circuit de Barcelona 4.627 m

	Points	Points From First	Points From Previous	March 1 PHILLIP ISLAND	August 2 JEREZ	August 9 PORTIMÃO	August 30 ARAGON	September 6 TERUEL	September 20 BARCELONA	October 4 MAGNY-COURS	October 18 ESTORIL									
1 LOCATELLI Andrea (ITA)	72			12	12	12	12	12	12											
2 MAHIAS Lucas (FRA)	39	33		7	6	5	7	5	9											
3 CLUZEL Jules (FRA)	36	36	3	6	9	9	6	6												
4 OETTL Philipp (GER)	32	40	4	4	7	4	9	4	4											
5 VINALES Isaac (ESP)	27	45	5	2	5	6	3	9	2											
6 DE ROSA Raffaele (ITA)	25	47	2	5	3	1	4	7	5											
7 PEROLARI Corentin (FRA)	19	53	6	1	4	7			7											
8 GONZALEZ Manuel (ESP)	12	60	7		2	2		2	6											
9 SOOMER Hannes (EST)	12	60	0			3	5	3	1											
10 KRUMMENACHER Randy (SUI)	9	63	3	9																
11 ODENDAAL Steven (RSA)	6	66	3	3			2	1												
12 SMITH Kyle (GBR)	3	69	3						3											
13 SEBESTYEN Peter (HUN)	1	71	2				1													
14 OKUBO Hikari (JPN)	1	71	0		1															

19/09/2020 Odd points columns: Tissot Superpole Even points columns: Tissot Superpole Race

These data/results cannot be reproduced, stored and/or transmitted in whole or in part by any manner of electronic, mechanical, photocopying, recording, broadcasting or otherwise now known or herein after developed without the previous express consent by the copyright owner, except for reproduction in daily press and regular printed publications on sale to the public within 60 days of the event related to those data/results and always provided that copyright symbol appears together as follows below.

© DORNA WSBK ORGANIZATION Srl 2020

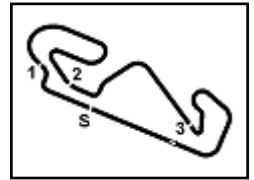
FIKR PERUGIA TIMING



Official Tyre Supplier



Official Timekeeper



Circuit de Barcelona 4.627 m

Acerbis Catalunya Round, 18 - 20 September 2020

Starting Grid - Race 1

17 Laps x 4,627 km = 78,659 km

1	55 LOCATELLI A. Yamaha 1'44.958	2	44 MAHIAS L. Kawasaki 1'44.989	3	94 PEROLARI C. Yamaha 1'45.204
2	81 GONZALEZ M. Kawasaki 1'45.297	5	5 OETTL P. Kawasaki 1'45.576	6	11 SMITH K. Yamaha 1'45.890
3	32 VINALES I. Yamaha 1'45.921	8	38 SOOMER H. Yamaha 1'46.086	9	99 WEBB D. Yamaha 1'46.160
4	4 ODENDAAL S. Yamaha 1'46.279	11	85 GUTIERREZ IGLESI Yamaha 1'46.447	12	25 VERDOIA A. Yamaha 1'46.466
5	47 BASSANI A. Yamaha 1'46.517	14	61 ONCU C. Kawasaki 1'46.554	15	34 MANFREDI K. Yamaha 1'46.625
6	56 SEBESTYEN P. Yamaha 1'46.673	17	9 HENDRA PRATAMA G Yamaha 1'47.062	18	52 HOBELSBERGER P. Honda 1'47.213
7	77 PONS M. Honda 1'47.245	20	84 CRESSON L. Yamaha 1'47.641	21	12 RUIZ CARRANZA A. Yamaha 1'47.779
8	57 ERILL G. Kawasaki 1'48.119	23	2 MONTELLA L. Yamaha 1'48.160	24	30 VAN STRAALEN G. Yamaha 1'48.321
9	22 FULIGNI F. MV Agusta	26 *	3 DE ROSA R. MV Agusta 1'45.501		

N.3 (De Rosa R.) has been penalized to start from the pit lane (Infringement of Art. 1.21.2)

19/09/2020 The Race Director

* = Penalized

These data/results cannot be reproduced, stored and/or transmitted in whole or in part by any manner of electronic, mechanical, photocopying, recording, broadcasting or otherwise now known or herein after developed without the previous express consent by the copyright owner, except for reproduction in daily press and regular printed publications on sale to the public within 60 days of the event related to those data/results and always provided that copyright symbol appears together as follows below.

© DORNA WSBK ORGANIZATION Srl 2020

FIKR PERUGIA TIMING



Official Tyre Supplier



Official Timekeeper