

Acerbis Catalunya Round, 18 - 20 September 2020

Results Warm Up

Circuit de Barcelona 4.627 m

1 / 2

No.	Rider	Nat	Team	Bike	Class	Time	Gap	Rel.	Laps	Speed	
										Avg	Max
1	55 A. LOCATELLI	ITA	BARDAHL Evan Bros. WorldSSP Team	Yamaha YZF R6		1'45.416			7	158,014	272,7
2	94 C. PEROLARI	FRA	GMT94 Yamaha	Yamaha YZF R6		1'45.579	0.163	0.163	8	157,770	276,2
3	44 L. MAHIAS	FRA	Kawasaki Puccetti Racing	Kawasaki ZX-6R		1'45.652	0.236	0.073	7	157,661	268,7
4	32 I. VINALES	ESP	Kallio Racing	Yamaha YZF R6		1'45.696	0.280	0.044	8	157,595	273,4
5	5 P. OETTL	GER	Kawasaki Puccetti Racing	Kawasaki ZX-6R		1'45.721	0.305	0.025	6	157,558	275,5
6	81 M. GONZALEZ	ESP	Kawasaki ParkinGO Team	Kawasaki ZX-6R		1'45.906	0.490	0.185	5	157,283	271,4
7	11 K. SMITH	GBR	GMT94 Yamaha	Yamaha YZF R6		1'46.074	0.658	0.168	8	157,034	269,3
8	38 H. SOOMER	EST	Kallio Racing	Yamaha YZF R6		1'46.275	0.859	0.201	8	156,737	276,2
9	3 R. DE ROSA	ITA	MV Agusta Reparto Corse	MV Agusta F3 675		1'46.379	0.963	0.104	8	156,584	272,7
10	34 K. MANFREDI	ITA	Altogoo Racing Team	Yamaha YZF R6	*	1'46.512	1.096	0.133	7	156,388	272,7
11	47 A. BASSANI	ITA	Soradis Yamaha Motocrossing	Yamaha YZF R6	*	1'46.521	1.105	0.009	8	156,375	270,0
12	56 P. SEBESTYEN	HUN	OXXO Yamaha Team Toth	Yamaha YZF R6		1'46.581	1.165	0.060	8	156,287	268,7
13	99 D. WEBB	GBR	WRP Wepol Racing	Yamaha YZF R6		1'46.583	1.167	0.002	7	156,284	276,9
14	61 C. ONCU	TUR	Turkish Racing Team	Kawasaki ZX-6R		1'46.588	1.172	0.005	7	156,277	273,4
15	4 S. ODENDAAL	RSA	EAB Ten Kate Racing	Yamaha YZF R6		1'46.928	1.512	0.340	5	155,780	270,0
16	77 M. PONS	ESP	Dynavolt Honda	Honda CBR600RR		1'46.960	1.544	0.032	8	155,733	274,8
17	85 O. GUTIERREZ IGLESIAS	ESP	GMT94 Yamaha	Yamaha YZF R6		1'46.992	1.576	0.032	7	155,686	271,4
18	25 A. VERDOIA	FRA	bLU cRU WorldSSP by MS Racing	Yamaha YZF R6		1'47.065	1.649	0.073	8	155,580	272,7
19	22 F. FULIGNI	ITA	MV Agusta Reparto Corse	MV Agusta F3 675		1'47.125	1.709	0.060	7	155,493	270,0
20	52 P. HOBELSBERGER	GER	Dynavolt Honda	Honda CBR600RR		1'47.413	1.997	0.288	8	155,076	274,1
21	12 A. RUIZ CARRANZA	ESP	EMPERADOR Racing Team	Yamaha YZF R6	*	1'47.530	2.114	0.117	8	154,907	274,8
22	84 L. CRESSON	BEL	OXXO Yamaha Team Toth	Yamaha YZF R6		1'47.726	2.310	0.196	7	154,626	270,7
23	9 G. HENDRA PRATAMA	INA	bLU cRU WorldSSP by MS Racing	Yamaha YZF R6		1'48.260	2.844	0.534	6	153,863	269,3
24	30 G. VAN STRAALEN	NED	MPM Routz Racing Team	Yamaha YZF R6		1'48.342	2.926	0.082	8	153,746	274,8
25	57 G. ERILL	ESP	DEZA-ISMABON Racing Team	Kawasaki ZX-6R		1'48.704	3.288	0.362	8	153,234	269,3
26	2 L. MONTELLA	ITA	DK MOTORSPORT	Yamaha YZF R6	*	1'49.246	3.830	0.542	7	152,474	265,4

* WorldSSP Challenge

AIR	Humidity:	79%	Temp:	20°C
TRACK	Condition:	Dry	Temp:	20°C

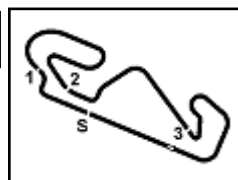
Records	Pole (SP)	2020 A.Locatelli	1'44.958	158,700	Km/h
	Race (RC1)	2020 A.Locatelli	1'45.869	157,340	Km/h
	All Times (SP)	2020 A.Locatelli	1'44.958	158,700	Km/h

Start 20/09/2020 09:25 End 09:42 The results are provisional until the end of the time limit for protests and appeals and the completion of the technical checks.

These data/results cannot be reproduced, stored and/or transmitted in whole or in part by any manner of electronic, mechanical, photocopying, recording, broadcasting or otherwise now known or herein after developed without the previous express consent by the copyright owner, except for reproduction in daily press and regular printed publications on sale to the public within 60 days of the event related to those data/results and always provided that copyright symbol appears together as follows below.

© DORNA WSBK ORGANIZATION Srl 2020





Acerbis Catalunya Round, 18 - 20 September 2020

Results Warm Up

Session Highlights

Local Time	No. Rider	Description
09.25.00		Start
09.25.21		WorldSSP Pit Intervention Time: 1min 21secs
09.28.26	44 L. MAHIAS	On Asphalt - Re-Joined - Turn 10
09.29.28	81 M. GONZALEZ	Current Lap Cancelled - Exceeded Track Limits - Turn 9
09.32.51	12 A. RUIZ CARRANZA	Lap Cancelled (1'48.895) - Exceeded Track Limits - Turn 14
09.33.00	5 P. OETTL	Current Lap Cancelled - Exceeded Track Limits - Turn 2
09.33.30	30 G. VAN STRAALLEN	Lap Cancelled (1'51.402) - Exceeded Track Limits - Turn 14
09.37.22	57 G. ERILL	Lap Cancelled (1'49.234) - Exceeded Track Limits - Turn 14
09.37.35	47 A. BASSANI	Lap Cancelled (1'46.677) - Exceeded Track Limits - Turn 14
09.39.05	47 A. BASSANI	Current Lap Cancelled - Exceeded Track Limits - Turn 9
09.42.11		End Of Session
09.43.12	38 H. SOOMER	Lap Cancelled (1'46.708) - Exceeded Track Limits - Turn 14
09.43.39	3 R. DE ROSA	Lap Cancelled (1'46.665) - Exceeded Track Limits - Turn 14
09.43.56	84 L. CRESSON	Lap Cancelled (1'48.516) - Exceeded Track Limits - Turn 14

Fastest Laps Sequence

No.	Rider	Nat	Team	Bike	Local Time	Time	Gap	Avg
11	K. SMITH	GBR	GMT94 Yamaha	Yamaha YZF R6	09:28'48.211	1'47.395		155,102
38	H. SOOMER	EST	Kallio Racing	Yamaha YZF R6	09:29'00.086	1'46.442	-0.953	156,491
32	I. VINALES	ESP	Kallio Racing	Yamaha YZF R6	09:29'02.077	1'46.047	-0.395	157,074
94	C. PEROLARI	FRA	GMT94 Yamaha	Yamaha YZF R6	09:30'46.948	1'45.871	-0.176	157,335
32	I. VINALES	ESP	Kallio Racing	Yamaha YZF R6	09:30'47.773	1'45.696	-0.175	157,595
94	C. PEROLARI	FRA	GMT94 Yamaha	Yamaha YZF R6	09:32'32.527	1'45.579	-0.117	157,770
55	A. LOCATELLI	ITA	BARDAHL Evan Bros. WorldSSP Team	Yamaha YZF R6	09:33'46.751	1'45.539	-0.040	157,830
55	A. LOCATELLI	ITA	BARDAHL Evan Bros. WorldSSP Team	Yamaha YZF R6	09:37'17.749	1'45.416	-0.123	158,014

Start 09:25 End 09:42 The results are provisional until the end of the time limit for protests and appeals and the completion of the technical checks.

These data/results cannot be reproduced, stored and/or transmitted in whole or in part by any manner of electronic, mechanical, photocopying, recording, broadcasting or otherwise now known or herein after developed without the previous express consent by the copyright owner, except for reproduction in daily press and regular printed publications on sale to the public within 60 days of the event related to those data/results and always provided that copyright symbol appears together as follows below.

© DORNA WSBK ORGANIZATION Srl 2020

Acerbis Catalunya Round, 18 - 20 September 2020

Best Sectors & Speed Warm Up

Circuit de Barcelona 4.627 m

BEST LAP		
1	55 A. LOCATELLI	Yamaha YZF R6 1'45.416
2	94 C. PEROLARI	Yamaha YZF R6 1'45.579
3	44 L. MAHIAS	Kawasaki ZX-6R 1'45.652
4	32 I. VINALES	Yamaha YZF R6 1'45.696
5	5 P. OETTL	Kawasaki ZX-6R 1'45.721
6	81 M. GONZALEZ	Kawasaki ZX-6R 1'45.906
7	11 K. SMITH	Yamaha YZF R6 1'46.074
8	38 H. SOOMER	Yamaha YZF R6 1'46.275
9	3 R. DE ROSA	MV Agusta F3 675 1'46.379
10	34 K. MANFREDI	Yamaha YZF R6 1'46.512
11	47 A. BASSANI	Yamaha YZF R6 1'46.521
12	56 P. SEBESTYEN	Yamaha YZF R6 1'46.581
13	99 D. WEBB	Yamaha YZF R6 1'46.583
14	61 C. ONCU	Kawasaki ZX-6R 1'46.588
15	4 S. ODENDAAL	Yamaha YZF R6 1'46.928
16	77 M. PONS	Honda CBR600RR 1'46.960
17	85 O. GUTIERREZ IGLESIAS	Yamaha YZF R6 1'46.992
18	25 A. VERDOIA	Yamaha YZF R6 1'47.065
19	22 F. FULIGNI	MV Agusta F3 675 1'47.125
20	52 P. HOBELSBERGER	Honda CBR600RR 1'47.413
21	12 A. RUIZ CARRANZA	Yamaha YZF R6 1'47.530
22	84 L. CRESSON	Yamaha YZF R6 1'47.726
23	9 G. HENDRA PRATAMA	Yamaha YZF R6 1'48.260
24	30 G. VAN STRAALEN	Yamaha YZF R6 1'48.342
25	57 G. ERILL	Kawasaki ZX-6R 1'48.704
26	2 L. MONTELLA	Yamaha YZF R6 1'49.246

SPEED		
1	99 D. WEBB	Yamaha YZF R6 276.9
2	38 H. SOOMER	Yamaha YZF R6 276.2
3	94 C. PEROLARI	Yamaha YZF R6 276.2
4	5 P. OETTL	Kawasaki ZX-6R 275.5
5	12 A. RUIZ CARRANZA	Yamaha YZF R6 274.8
6	30 G. VAN STRAALEN	Yamaha YZF R6 274.8
7	77 M. PONS	Honda CBR600RR 274.8
8	52 P. HOBELSBERGER	Honda CBR600RR 274.1
9	32 I. VINALES	Yamaha YZF R6 273.4
10	61 C. ONCU	Kawasaki ZX-6R 273.4
11	55 A. LOCATELLI	Yamaha YZF R6 272.7
12	3 R. DE ROSA	MV Agusta F3 675 272.7
13	34 K. MANFREDI	Yamaha YZF R6 272.7
14	25 A. VERDOIA	Yamaha YZF R6 272.7
15	81 M. GONZALEZ	Kawasaki ZX-6R 271.4
16	85 O. GUTIERREZ IGLESIAS	Yamaha YZF R6 271.4
17	84 L. CRESSON	Yamaha YZF R6 270.7
18	4 S. ODENDAAL	Yamaha YZF R6 270.0
19	22 F. FULIGNI	MV Agusta F3 675 270.0
20	47 A. BASSANI	Yamaha YZF R6 270.0
21	9 G. HENDRA PRATAMA	Yamaha YZF R6 269.3
22	11 K. SMITH	Yamaha YZF R6 269.3
23	57 G. ERILL	Kawasaki ZX-6R 269.3
24	44 L. MAHIAS	Kawasaki ZX-6R 268.7
25	56 P. SEBESTYEN	Yamaha YZF R6 268.7
26	2 L. MONTELLA	Yamaha YZF R6 265.4

SEG. 1			SEG. 2			SEG. 3			SEG. 4		
1	38 H. SOOMER	18.718	1	44 L. MAHIAS	32.800	1	55 A. LOCATELLI	21.844	1	44 L. MAHIAS	31.756
2	32 I. VINALES	18.777	2	32 I. VINALES	32.802	2	94 C. PEROLARI	21.851	2	55 A. LOCATELLI	31.760
3	55 A. LOCATELLI	18.793	3	94 C. PEROLARI	32.807	3	32 I. VINALES	21.928	3	5 P. OETTL	31.828
4	94 C. PEROLARI	18.891	4	5 P. OETTL	32.845	4	11 K. SMITH	21.969	4	94 C. PEROLARI	31.840
5	3 R. DE ROSA	18.896	5	55 A. LOCATELLI	32.892	5	44 L. MAHIAS	21.996	5	32 I. VINALES	31.874
6	81 M. GONZALEZ	18.931	6	81 M. GONZALEZ	32.892	6	61 C. ONCU	22.010	6	38 H. SOOMER	31.977
7	34 K. MANFREDI	18.946	7	38 H. SOOMER	32.935	7	81 M. GONZALEZ	22.025	7	56 P. SEBESTYEN	32.014
8	44 L. MAHIAS	18.959	8	11 K. SMITH	32.971	8	5 P. OETTL	22.052	8	81 M. GONZALEZ	32.057
9	5 P. OETTL	18.996	9	61 C. ONCU	32.977	9	99 D. WEBB	22.101	9	11 K. SMITH	32.071
10	99 D. WEBB	19.009	10	77 M. PONS	33.073	10	3 R. DE ROSA	22.102	10	3 R. DE ROSA	32.094
11	12 A. RUIZ CARRANZA	19.011	11	47 A. BASSANI	33.095	11	47 A. BASSANI	22.135	11	61 C. ONCU	32.094
12	85 O. GUTIERREZ IGLESIA	19.012	12	99 D. WEBB	33.095	12	85 O. GUTIERREZ IGLESIA	22.166	12	34 K. MANFREDI	32.103
13	11 K. SMITH	19.025	13	3 R. DE ROSA	33.114	13	38 H. SOOMER	22.173	13	47 A. BASSANI	32.116
14	25 A. VERDOIA	19.049	14	56 P. SEBESTYEN	33.117	14	52 P. HOBELSBERGER	22.192	14	99 D. WEBB	32.166
15	47 A. BASSANI	19.066	15	34 K. MANFREDI	33.152	15	34 K. MANFREDI	22.201	15	22 F. FULIGNI	32.300
16	56 P. SEBESTYEN	19.093	16	4 S. ODENDAAL	33.185	16	56 P. SEBESTYEN	22.210	16	4 S. ODENDAAL	32.312
17	77 M. PONS	19.104	17	25 A. VERDOIA	33.215	17	4 S. ODENDAAL	22.242	17	77 M. PONS	32.343
18	84 L. CRESSON	19.156	18	22 F. FULIGNI	33.243	18	77 M. PONS	22.266	18	85 O. GUTIERREZ IGLESIA	32.370
19	22 F. FULIGNI	19.187	19	52 P. HOBELSBERGER	33.285	19	22 F. FULIGNI	22.272	19	12 A. RUIZ CARRANZA	32.392
20	4 S. ODENDAAL	19.189	20	85 O. GUTIERREZ IGLESIA	33.306	20	25 A. VERDOIA	22.308	20	52 P. HOBELSBERGER	32.473
21	61 C. ONCU	19.199	21	12 A. RUIZ CARRANZA	33.470	21	12 A. RUIZ CARRANZA	22.316	21	25 A. VERDOIA	32.478
22	9 G. HENDRA PRATAMA	19.329	22	9 G. HENDRA PRATAMA	33.471	22	84 L. CRESSON	22.320	22	9 G. HENDRA PRATAMA	32.528
23	52 P. HOBELSBERGER	19.344	23	84 L. CRESSON	33.658	23	9 G. HENDRA PRATAMA	22.329	23	84 L. CRESSON	32.581
24	30 G. VAN STRAALEN	19.390	24	30 G. VAN STRAALEN	33.668	24	30 G. VAN STRAALEN	22.417	24	57 G. ERILL	32.687
25	57 G. ERILL	19.491	25	2 L. MONTELLA	33.754	25	57 G. ERILL	22.580	25	30 G. VAN STRAALEN	32.720
26	2 L. MONTELLA	19.560	26	57 G. ERILL	33.807	26	2 L. MONTELLA	22.656	26	2 L. MONTELLA	32.922

20/09/2020

These data/results cannot be reproduced, stored and/or transmitted in whole or in part by any manner of electronic, mechanical, photocopying, recording, broadcasting or otherwise now known or herein after developed without the previous express consent by the copyright owner, except for reproduction in daily press and regular printed publications on sale to the public within 60 days of the event related to those data/results and always provided that copyright symbol appears together as follows below.

© DORNA WSBK ORGANIZATION Srl 2020

FICR PERUGIA TIMING



Official Tyre Supplier



Official Timekeeper



Acerbis Catalunya Round, 18 - 20 September 2020

Ideal Times Warm Up

Circuit de Barcelona 4.627 m

No.	Rider	Nat	Bike	Seg. 1	Seg. 2	Seg. 3	Seg. 4	Ideal Time		
				Diff. 1	Diff. 2	Diff. 3	Diff. 4	Best Lap	Pos.	Diff.
1	55 A. LOCATELLI	ITA	Yamaha YZF R6	18.793 +0.060	32.892 +0.005	21.844 +0.062	31.760	1'45.289 1'45.416	1	0.127
2	32 I. VINALES	ESP	Yamaha YZF R6	18.777 +0.032	32.802 +0.087	21.928 +0.157	31.874 +0.039	1'45.381 1'45.696	4	0.315
3	94 C. PEROLARI	FRA	Yamaha YZF R6	18.891	32.807	21.851	31.840 +0.190	1'45.389 1'45.579	2	0.190
4	44 L. MAHIAS	FRA	Kawasaki ZX-6R	18.959	32.800 +0.042	21.996	31.756 +0.099	1'45.511 1'45.652	3	0.141
5	5 P. OETTL	GER	Kawasaki ZX-6R	18.996	32.845	22.052	31.828	1'45.721 1'45.721	5	
6	38 H. SOOMER	EST	Yamaha YZF R6	18.718	32.935 +0.237	22.173 +0.207	31.977 +0.028	1'45.803 1'46.275	8	0.472
7	81 M. GONZALEZ	ESP	Kawasaki ZX-6R	18.931 +0.001	32.892	22.025	32.057	1'45.905 1'45.906	6	0.001
8	11 K. SMITH	GBR	Yamaha YZF R6	19.025 +0.008	32.971 +0.007	21.969 +0.023	32.071	1'46.036 1'46.074	7	0.038
9	3 R. DE ROSA	ITA	MV Agusta F3 675	18.896 +0.047	33.114	22.102 +0.005	32.094 +0.121	1'46.206 1'46.379	9	0.173
10	61 C. ONCU	TUR	Kawasaki ZX-6R	19.199 +0.161	32.977 +0.117	22.010	32.094 +0.030	1'46.280 1'46.588	14	0.308
11	99 D. WEBB	GBR	Yamaha YZF R6	19.009 +0.112	33.095 +0.075	22.101 +0.025	32.166	1'46.371 1'46.583	13	0.212
12	34 K. MANFREDI	ITA	Yamaha YZF R6	18.946	33.152 +0.048	22.201 +0.062	32.103	1'46.402 1'46.512	10	0.110
13	47 A. BASSANI	ITA	Yamaha YZF R6	19.066	33.095 +0.109	22.135	32.116	1'46.412 1'46.521	11	0.109
14	56 P. SEBESTYEN	HUN	Yamaha YZF R6	19.093 +0.139	33.117 +0.008	22.210	32.014	1'46.434 1'46.581	12	0.147
15	77 M. PONS	ESP	Honda CBR600RR	19.104 +0.082	33.073	22.266 +0.022	32.343 +0.070	1'46.786 1'46.960	16	0.174
16	85 O. GUTIERREZ IGLESI	ESP	Yamaha YZF R6	19.012	33.306 +0.084	22.166 +0.005	32.370 +0.049	1'46.854 1'46.992	17	0.138
17	4 S. ODENDAAL	RSA	Yamaha YZF R6	19.189	33.185	22.242	32.312	1'46.928 1'46.928	15	
18	22 F. FULIGNI	ITA	MV Agusta F3 675	19.187 +0.019	33.243	22.272 +0.104	32.300	1'47.002 1'47.125	19	0.123
19	25 A. VERDOIA	FRA	Yamaha YZF R6	19.049	33.215	22.308 +0.015	32.478	1'47.050 1'47.065	18	0.015
20	12 A. RUIZ CARRANZA	ESP	Yamaha YZF R6	19.011 +0.102	33.470	22.316 +0.114	32.392 +0.125	1'47.189 1'47.530	21	0.341
21	52 P. HOBELSBERGER	GER	Honda CBR600RR	19.344	33.285	22.192 +0.089	32.473 +0.030	1'47.294 1'47.413	20	0.119
22	9 G. HENDRA PRATAMA	INA	Yamaha YZF R6	19.329 +0.276	33.471 +0.088	22.329 +0.239	32.528	1'47.657 1'48.260	23	0.603
23	84 L. CRESSON	BEL	Yamaha YZF R6	19.156	33.658 +0.011	22.320	32.581	1'47.715 1'47.726	22	0.011
24	30 G. VAN STRAALEN	NED	Yamaha YZF R6	19.390 +0.094	33.668	22.417	32.720 +0.053	1'48.195 1'48.342	24	0.147
25	57 G. ERILL	ESP	Kawasaki ZX-6R	19.491	33.807	22.580 +0.031	32.687 +0.108	1'48.565 1'48.704	25	0.139
26	2 L. MONTELLA	ITA	Yamaha YZF R6	19.560 +0.195	33.754 +0.159	22.656	32.922	1'48.892 1'49.246	26	0.354
Overall Ideal Time				18.718	32.800	21.844	31.756	1'45.118		

20/09/2020

These data/results cannot be reproduced, stored and/or transmitted in whole or in part by any manner of electronic, mechanical, photocopying, recording, broadcasting or otherwise now known or herein after developed without the previous express consent by the copyright owner, except for reproduction in daily press and regular printed publications on sale to the public within 60 days of the event related to those data/results and always provided that copyright symbol appears together as follows below.

© DORNA WSBK ORGANIZATION Srl 2020

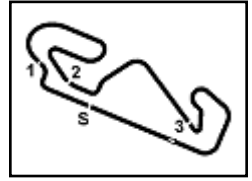
PIRELLI PERUGIA TIMING



Official Tyre Supplier



Official Timekeeper



Acerbis Catalunya Round, 18 - 20 September 2020

Chronological Analysis Warm Up

Circuit de Barcelona 4.627 m

1 / 3

1° 55 A. LOCATELLI (1'45.416)							
Lap	Seg.1	Seg.2	Seg.3	Seg.4	Lap Time	km/h	Local Time
1		34.474	22.733	32.569		162,9	9:28'28.618
2	19.153	33.232	22.100	32.260	1'46.745	270,7	9:30'15.363
3	18.933	32.995	22.003	31.918	1'45.849	270,7	9:32'01.212
4	18.845	32.910	21.964	31.820	1'45.539	272,7	9:33'46.751
5	18.911	32.892	21.962	31.817	1'45.582	270,7	9:35'32.333
6	18.853	32.897	21.906	31.760	1'45.416	271,4	9:37'17.749
7	18.826	32.904	21.874	31.830	1'45.434	272,0	9:39'03.183
8	18.793	33.000	21.844	31.784	1'45.421	272,0	9:40'48.604

5	18.931	33.030	22.131	32.058	1'46.150	270,7	9:38'39.885
6	18.932	32.892	22.025	32.057	1'45.906	271,4	9:40'25.791

2° 94 C. PEROLARI (1'45.579)							
Lap	Seg.1	Seg.2	Seg.3	Seg.4	Lap Time	km/h	Local Time
1		35.668	22.781	33.159		104,3	9:27'14.603
2	19.186	33.022	22.175	32.091	1'46.474	270,7	9:29'01.077
3	19.051	32.941	22.039	31.840	1'45.871	272,0	9:30'46.948
4	18.891	32.807	21.851	32.030	1'45.579	276,2	9:32'32.527
5	19.710	34.397	22.581	33.656	1'50.344	275,5	9:34'22.871
6	19.046	33.133	22.079	37.144	1'51.402	271,4	9:36'14.273
7	19.064	33.065	22.027	32.223	1'46.379	271,4	9:38'00.652
8	18.990	33.485	22.111	32.339	1'46.925	274,1	9:39'47.577
9	18.990	33.114	22.049	36.394	1'50.547	271,4	9:41'38.124

7° 11 K. SMITH (1'46.074)							
Lap	Seg.1	Seg.2	Seg.3	Seg.4	Lap Time	km/h	Local Time
1		35.169	23.025	33.106		164,6	9:27'00.816
2	19.325	33.522	22.328	32.220	1'47.395	269,3	9:28'48.211
3	19.251	33.094	22.266	32.213	1'46.824	266,7	9:30'35.035
4	19.033	32.978	21.992	32.071	1'46.074	266,7	9:32'21.109
5	19.074	33.038	22.155	32.325	1'46.592	267,3	9:34'07.701
6	19.025	32.971	21.969	32.403	1'46.368	266,7	9:35'54.069
7	19.089	33.087	22.139	32.178	1'46.493	267,3	9:37'40.562
8	19.144	33.113	22.088	32.143	1'46.488	268,0	9:39'27.050
9	19.045	33.081	22.123	32.223	1'46.472	268,7	9:41'13.522

3° 44 L. MAHIAS (1'45.652)							
Lap	Seg.1	Seg.2	Seg.3	Seg.4	Lap Time	km/h	Local Time
1		38.630	27.225	45.488		188,8	9:28'12.747
2	19.439	33.099	22.435	32.211	1'47.184	265,4	9:29'59.931
3	19.115	32.800	22.130	31.782	1'45.827	266,7	9:31'45.758
4	19.049	32.873	22.143	31.756	1'45.821	268,7	9:33'31.579
5	18.959	32.842	21.996	31.855	1'45.652	268,7	9:35'17.231
6	18.965	32.895	22.068	31.963	1'45.891	268,7	9:37'03.122
7	19.084	33.119	22.225	31.995	1'46.423	268,7	9:38'49.545
8	19.140	33.010	22.753	44.745	1'59.648	268,0	9:40'49.193

8° 38 H. SOOMER (1'46.275)							
Lap	Seg.1	Seg.2	Seg.3	Seg.4	Lap Time	km/h	Local Time
1		34.821	22.819	32.896		129,5	9:27'13.644
2	19.268	32.935	22.262	31.977	1'46.442	268,7	9:29'00.086
3	19.082	33.306	22.173	32.135	1'46.696	275,5	9:30'46.782
4	19.316	33.414	22.352	32.111	1'47.193	273,4	9:32'33.975
5	18.718	33.172	22.380	32.005	1'46.275	276,2	9:34'20.250
6	19.048	33.300	22.427	32.246	1'47.021	270,7	9:36'07.271
7	19.212	32.958	22.234	32.076	1'46.480	270,0	9:37'53.751
8	19.104	32.994	22.258	32.352	1'46.708C	270,7	9:39'40.459
9	19.196	33.418	22.286	32.220	1'47.120	268,7	9:41'27.579

4° 32 I. VINALES (1'45.696)							
Lap	Seg.1	Seg.2	Seg.3	Seg.4	Lap Time	km/h	Local Time
1		35.581	23.114	33.154		121,5	9:27'16.030
2	19.022	33.054	22.097	31.874	1'46.047	268,7	9:29'02.077
3	18.809	32.889	22.085	31.913	1'45.696	272,7	9:30'47.773
4	18.934	32.802	21.979	32.417	1'46.132	273,4	9:32'33.905
5	18.885	33.304	23.382	33.882	1'49.453	271,4	9:34'23.358
6	18.877	33.140	22.235	34.190	1'48.442	272,0	9:36'11.800
7	18.777	33.024	22.029	31.909	1'45.739	271,4	9:37'57.539
8	19.096	37.057	23.714	33.356	1'53.223	272,7	9:39'50.762
9	18.956	33.007	21.928	32.135	1'46.026	269,3	9:41'36.788

9° 3 R. DE ROSA (1'46.379)							
Lap	Seg.1	Seg.2	Seg.3	Seg.4	Lap Time	km/h	Local Time
1		36.207	24.167	33.713		172,0	9:27'31.524
2	19.295	33.515	22.499	32.543	1'47.852	269,3	9:29'19.376
3	19.108	33.376	22.222	32.240	1'46.946	271,4	9:31'06.322
4	18.986	33.301	22.188	32.169	1'46.644	271,4	9:32'52.966
5	18.986	33.149	22.140	32.219	1'46.494	271,4	9:34'39.460
6	18.922	33.235	22.184	32.094	1'46.435	271,4	9:36'25.895
7	18.896	33.187	22.184	32.361	1'46.628	272,7	9:38'12.523
8	19.088	33.203	22.102	32.272	1'46.665C	272,0	9:39'59.188
9	18.943	33.114	22.107	32.215	1'46.379	272,0	9:41'45.567

5° 5 P. OETTL (1'45.721)							
Lap	Seg.1	Seg.2	Seg.3	Seg.4	Lap Time	km/h	Local Time
1		35.773	23.418	33.115		190,1	9:27'18.481
2	19.571	33.858	24.681	32.518	1'50.628	270,0	9:29'09.109
3	19.080	33.561	22.209	32.187	1'47.037	275,5	9:30'56.146
4	19.012	33.303	22.278	32.247	1'46.840	270,7	9:32'42.986
5	19.388	35.072	22.566	44.934	2'01.960CP	271,4	9:34'44.946
6	2'16.816	33.802	22.086	31.999	3'44.703P	154,1	9:38'29.649
7	18.996	32.845	22.052	31.828	1'45.721	270,0	9:40'15.370

10° 34 K. MANFREDI (1'46.512)							
Lap	Seg.1	Seg.2	Seg.3	Seg.4	Lap Time	km/h	Local Time
1		36.159	23.616	32.915		160,2	9:27'32.402
2	19.302	33.167	22.436	32.330	1'47.235	264,7	9:29'19.637
3	19.062	33.350	22.528	32.244	1'47.184	270,7	9:31'06.821
4	18.946	33.200	22.263	32.103	1'46.512	270,0	9:32'53.333
5	18.970	33.159	22.201	32.262	1'46.592	270,7	9:34'39.925
6	19.040	33.169	22.321	32.371	1'46.901	268,0	9:36'26.826
7	18.969	33.152	22.342	32.343	1'46.806	269,3	9:38'13.632
8	19.073	33.370	22.407	32.694	1'47.544	272,7	9:40'01.176

6° 81 M. GONZALEZ (1'45.906)							
Lap	Seg.1	Seg.2	Seg.3	Seg.4	Lap Time	km/h	Local Time
1		34.275	22.483	33.306		191,8	9:27'36.686
2	19.207	33.245	24.361	46.912	2'03.725CP	270,0	9:29'40.411
3	3'57.587	33.623	22.410	33.149	5'26.769P	174,2	9:35'07.180
4	19.090	32.996	22.106	32.363	1'46.555	269,3	9:36'53.735

11° 47 A. BASSANI (1'46.521)							
Lap	Seg.1	Seg.2	Seg.3	Seg.4	Lap Time	km/h	Local Time
1		34.864	23.152	32.820		117,9	9:27'00.986
2	19.408	33.528	22.497	32.229	1'47.662	270,0	9:28'48.648
3	19.198	33.189	22.312	32.181	1'46.880	270,0	9:30'35.528
4	19.066	33.204	22.135	32.116	1'46.521	268,7	9:32'22.049
5	19.166	33.151	22.399	32.192	1'46.908	268,0	9:34'08.957
6	19.111	33.142	22.227	32.197	1'46.677C	266,0	9:35'55.634
7	19.169	33.095	22.301	32.308	1'46.873	266,0	9:37'42.507
8	19.183	33.175	22.322	32.119	1'46.799C	268,0	9:39'29.306
9	19.138	33.162	22.251	32.317	1'46.868	265,4	9:41'16.174

20/09/2020

P = Pits In/Out - C = Lap Time Cancelled

These data/results cannot be reproduced, stored and/or transmitted in whole or in part by any manner of electronic, mechanical, photocopying, recording, broadcasting or otherwise now known or herein after developed without the previous express consent by the copyright owner, except for reproduction in daily press and regular printed publications on sale to the public within 60 days of the event related to those data/results and always provided that copyright symbol appears together as follows below.

© DORNA WSBK ORGANIZATION Srl 2020

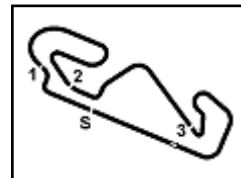
PIRELLI PERUGIA TIMING



Official Tyre Supplier



Official Timekeeper


12° 56 P. SEBESTYEN (1'46.581)

Lap	Seg.1	Seg.2	Seg.3	Seg.4	Lap Time	km/h	Local Time
1		35.588	23.118	32.701		94.5	9:27'01.270
2	19.468	33.554	22.694	32.917	1'48.633	268,7	9:28'49.903
3	19.437	33.277	22.460	32.379	1'47.553	266,7	9:30'37.456
4	19.346	33.328	22.242	32.283	1'47.199	266,7	9:32'24.655
5	19.304	33.238	22.436	32.276	1'47.254	266,0	9:34'11.909
6	19.210	33.157	22.326	32.207	1'46.900	266,0	9:35'58.809
7	19.158	33.117	23.480	32.696	1'48.451	266,7	9:37'47.260
8	19.093	33.799	22.942	38.001	1'53.835	266,0	9:39'41.095
9	19.232	33.125	22.210	32.014	1'46.581	268,7	9:41'27.676

6	19.089	33.306	22.248	32.370	1'47.013	270,7	9:36'47.987
7	19.012	33.390	22.171	32.419	1'46.992	271,4	9:38'34.979
8	19.042	33.372	22.166	32.480	1'47.060	271,4	9:40'22.039

18° 25 A. VERDOIA (1'47.065)

Lap	Seg.1	Seg.2	Seg.3	Seg.4	Lap Time	km/h	Local Time
1		35.701	22.992	32.972		173,4	9:27'10.313
2	19.405	33.574	22.615	32.584	1'48.178	268,7	9:28'58.491
3	19.352	33.364	22.549	32.495	1'47.760	267,3	9:30'46.251
4	19.256	33.471	22.308	32.559	1'47.594	268,0	9:32'33.845
5	19.336	33.315	22.333	32.549	1'47.533	272,7	9:34'21.378
6	19.049	33.215	22.323	32.478	1'47.065	270,7	9:36'08.443
7	19.081	33.373	22.649	33.053	1'48.156	267,3	9:37'56.599
8	19.241	33.591	22.621	41.052	1'56.505	266,7	9:39'53.104
9	19.292	33.313	22.383	32.550	1'47.538	268,7	9:41'40.642

13° 99 D. WEBB (1'46.583)

Lap	Seg.1	Seg.2	Seg.3	Seg.4	Lap Time	km/h	Local Time
1		35.387	23.082	32.888		157,4	9:27'01.845
2	19.271	33.398	22.696	33.035	1'48.400	271,4	9:28'50.245
3	19.390	33.187	22.390	32.371	1'47.338	276,9	9:30'37.583
4	19.009	33.258	22.261	45.448	1'59.976P	272,0	9:32'37.559
5	1'30.228	33.655	22.310	32.213	2'58.406P	95,7	9:35'35.965
6	19.144	33.095	22.228	32.211	1'46.678	267,3	9:37'22.643
7	19.121	33.170	22.126	32.166	1'46.583	268,7	9:39'09.226
8	19.067	33.170	22.101	32.781	1'47.119	269,3	9:40'56.345

19° 22 F. FULIGNI (1'47.125)

Lap	Seg.1	Seg.2	Seg.3	Seg.4	Lap Time	km/h	Local Time
1		35.585	23.024	33.528		193,5	9:27'40.344
2	19.616	33.914	22.723	33.172	1'49.425	264,7	9:29'29.769
3	19.319	33.497	22.380	32.420	1'47.616	270,0	9:31'17.385
4	19.236	33.367	22.372	32.453	1'47.428	266,7	9:33'04.813
5	19.206	33.243	22.376	32.300	1'47.125	265,4	9:34'51.938
6	19.294	33.349	22.289	32.388	1'47.320	264,7	9:36'39.258
7	19.253	33.360	22.318	32.503	1'47.434	265,4	9:38'26.692
8	19.187	33.267	22.272	32.462	1'47.188	264,7	9:40'13.880

14° 61 C. ONCU (1'46.588)

Lap	Seg.1	Seg.2	Seg.3	Seg.4	Lap Time	km/h	Local Time
1		34.288	22.484	33.554		192,2	9:27'37.208
2	19.392	32.977	24.324	35.452	1'52.145	270,0	9:29'29.353
3	19.403	33.326	22.227	32.234	1'47.190	266,0	9:31'16.543
4	21.446	33.233	22.236	32.193	1'49.108	264,1	9:33'05.651
5	19.360	33.094	22.010	32.124	1'46.588	268,0	9:34'52.239
6	19.743	33.339	22.337	32.813	1'48.232	273,4	9:36'40.471
7	19.199	33.155	22.158	32.094	1'46.606	268,7	9:38'27.077
8	19.301	33.261	22.300	32.221	1'47.083	273,4	9:40'14.160

20° 52 P. HOBELSBERGER (1'47.413)

Lap	Seg.1	Seg.2	Seg.3	Seg.4	Lap Time	km/h	Local Time
1		36.235	23.779	33.885		183,4	9:26'59.036
2	19.872	34.007	22.767	35.340	1'51.986	262,8	9:28'51.022
3	19.551	33.756	22.519	33.086	1'48.912	269,3	9:30'39.934
4	19.502	33.952	22.699	32.691	1'48.844	274,1	9:32'28.778
5	19.423	33.381	22.306	32.473	1'47.583	266,7	9:34'16.361
6	19.344	33.285	22.281	32.503	1'47.413	266,7	9:36'03.774
7	19.377	33.477	22.192	32.504	1'47.550	265,4	9:37'51.324
8	19.451	33.470	22.322	32.583	1'47.826	265,4	9:39'39.150
9	20.257	37.127	27.033	48.349	2'12.766P	262,8	9:41'51.916

15° 4 S. ODENDAAL (1'46.928)

Lap	Seg.1	Seg.2	Seg.3	Seg.4	Lap Time	km/h	Local Time
1		35.156	23.189	33.230		184,3	9:27'09.016
2	19.383	33.444	22.420	32.640	1'47.887	267,3	9:28'56.903
3	19.367	33.315	22.396	32.676	1'47.754	269,3	9:30'44.657
4	19.337	33.231	22.340	45.682	2'00.590P	269,3	9:32'45.247
5	4'28.830	34.413	22.781	32.867	5'58.891P	148,8	9:38'44.138
6	19.189	33.185	22.242	32.312	1'46.928	270,0	9:40'31.066

21° 12 A. RUIZ CARRANZA (1'47.530)

Lap	Seg.1	Seg.2	Seg.3	Seg.4	Lap Time	km/h	Local Time
1		35.656	23.048	33.265		153,6	9:27'11.735
2	19.297	33.737	22.561	32.686	1'48.281	271,4	9:29'00.016
3	19.298	33.914	22.652	33.031	1'48.895C	274,1	9:30'48.911
4	19.131	33.614	22.381	32.683	1'47.809	273,4	9:32'36.720
5	19.014	33.712	22.639	32.709	1'48.074	273,4	9:34'24.794
6	19.011	33.865	22.361	32.531	1'47.768	274,8	9:36'12.562
7	19.105	33.560	22.343	32.611	1'47.619	274,8	9:38'00.181
8	19.210	33.849	22.316	32.392	1'47.767	272,7	9:39'47.948
9	19.113	33.470	22.430	32.517	1'47.530	274,8	9:41'35.478

16° 77 M. PONS (1'46.960)

Lap	Seg.1	Seg.2	Seg.3	Seg.4	Lap Time	km/h	Local Time
1		38.234	22.808	32.911		153,0	9:27'14.701
2	19.254	33.369	22.380	32.343	1'47.346	268,7	9:29'02.047
3	19.186	33.073	22.288	32.413	1'46.960	269,3	9:30'49.007
4	19.140	33.236	22.367	32.811	1'47.554	274,8	9:32'36.561
5	19.301	33.463	22.488	32.548	1'47.800	268,7	9:34'24.361
6	19.104	33.342	22.422	32.511	1'47.379	269,3	9:36'11.740
7	19.183	33.327	22.266	32.496	1'47.272	272,0	9:37'59.012
8	19.238	33.449	22.280	32.428	1'47.395	266,7	9:39'46.407
9	19.202	33.806	22.492	32.721	1'48.221	268,0	9:41'34.628

22° 84 L. CRESSON (1'47.726)

Lap	Seg.1	Seg.2	Seg.3	Seg.4	Lap Time	km/h	Local Time
1		35.312	23.226	33.142		188,2	9:27'02.426
2	19.416	33.900	22.583	32.912	1'48.811	269,3	9:28'51.237
3	19.156	33.669	22.320	32.581	1'47.726	270,7	9:30'38.963
4	19.177	33.713	22.379	32.728	1'47.997	268,7	9:32'26.960
5	19.236	33.658	22.500	32.625	1'48.019	266,0	9:34'14.979
6	19.325	33.823	22.506	44.510	2'00.164P	264,7	9:36'15.143
7	1'18.664	37.016	22.604	32.775	2'51.059P	190,5	9:39'06.202
8	19.370	33.930	22.401	32.815	1'48.516C	264,1	9:40'54.718

17° 85 O. GUTIERREZ IGLESIAS (1'46.992)

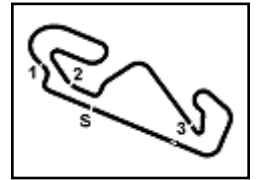
Lap	Seg.1	Seg.2	Seg.3	Seg.4	Lap Time	km/h	Local Time
1		37.332	23.817	33.920		157,4	9:27'49.328
2	19.565	33.920	22.870	32.678	1'49.033	270,0	9:29'38.361
3	19.245	33.546	22.403	32.482	1'47.676	270,7	9:31'26.037
4	19.109	33.529	22.395	32.628	1'47.661	270,7	9:33'13.698
5	19.157	33.438	22.296	32.385	1'47.276	270,0	9:35'00.974

20/09/2020 P = Pits In/Out - C = Lap Time Cancelled

These data/results cannot be reproduced, stored and/or transmitted in whole or in part by any manner of electronic, mechanical, photocopying, recording, broadcasting or otherwise now known or herein after developed without the previous express consent by the copyright owner, except for reproduction in daily press and regular printed publications on sale to the public within 60 days of the event related to those data/results and always provided that copyright symbol appears together as follows below.

© DORNA WSBK ORGANIZATION Srl 2020





Acerbis Catalunya Round, 18 - 20 September 2020

Chronological Analysis Warm Up

23° 9 G. HENDRA PRATAMA (1'48.260)							
Lap	Seg.1	Seg.2	Seg.3	Seg.4	Lap Time	km/h	Local Time
1		36.669	23.554	33.385		148,4	9:27'19.306
2	19.651	34.090	22.724	33.079	1'49.544	269,3	9:29'08.850
3	19.605	33.559	22.568	32.528	1'48.260	266,0	9:30'57.110
4	19.329	33.896	22.656	32.915	1'48.796	268,7	9:32'45.906
5	19.637	34.109	22.540	46.411	2'02.697P	268,7	9:34'48.603
6	3'33.946	34.318	22.596	32.665	5'03.525P	189,5	9:39'52.128
7	19.489	33.471	22.329	34.845	1'50.134	268,7	9:41'42.262

24° 30 G. VAN STRAALEN (1'48.342)							
Lap	Seg.1	Seg.2	Seg.3	Seg.4	Lap Time	km/h	Local Time
1		36.764	23.557	33.610		C 173,1	9:26'59.527
2	19.999	34.676	22.801	34.455	1'51.931	272,0	9:28'51.458
3	19.469	34.176	22.652	32.754	1'49.051	274,8	9:30'40.509
4	20.673	34.744	22.653	33.332	1'51.402C	270,0	9:32'31.911
5	19.852	34.011	22.695	32.739	1'49.297	266,7	9:34'21.208
6	19.484	33.668	22.417	32.773	1'48.342	266,0	9:36'09.550
7	19.390	34.976	22.577	32.920	1'49.863	268,7	9:37'59.413
8	19.801	34.301	22.468	32.720	1'49.290	269,3	9:39'48.703
9	19.587	33.781	22.698	32.732	1'48.798	268,7	9:41'37.501

25° 57 G. ERILL (1'48.704)							
Lap	Seg.1	Seg.2	Seg.3	Seg.4	Lap Time	km/h	Local Time
1		37.232	24.173	33.904		177,3	9:26'59.269
2	19.975	34.330	22.978	33.302	1'50.585	267,3	9:28'49.854
3	19.956	33.842	22.776	33.127	1'49.701	269,3	9:30'39.555
4	19.754	34.672	22.934	32.810	1'50.170	267,3	9:32'29.725
5	19.538	34.120	22.649	32.864	1'49.171	267,3	9:34'18.896
6	19.701	33.946	22.682	32.905	1'49.234C	266,0	9:36'08.130
7	19.645	33.972	22.580	32.687	1'48.884	264,7	9:37'57.014
8	19.491	33.807	22.611	32.795	1'48.704	268,7	9:39'45.718
9	19.690	34.248	22.775	32.721	1'49.434	264,1	9:41'35.152

26° 2 L. MONTELLA (1'49.246)							
Lap	Seg.1	Seg.2	Seg.3	Seg.4	Lap Time	km/h	Local Time
1		36.011	23.305	33.531		C 174,8	9:27'09.683
2	19.584	33.896	22.883	33.293	1'49.656	265,4	9:28'59.339
3	19.651	33.971	24.495	33.382	1'51.499	262,1	9:30'50.838
4	19.703	34.172	22.806	33.015	1'49.696	264,7	9:32'40.534
5	19.672	33.754	22.734	33.174	1'49.334	264,1	9:34'29.868
6	20.043	35.085	24.435	34.430	1'53.993	262,1	9:36'23.861
7	19.560	34.061	22.789	32.999	1'49.409	260,9	9:38'13.270
8	19.755	33.913	22.656	32.922	1'49.246	264,7	9:40'02.516

20/09/2020 P = Pits In/Out - C = Lap Time Cancelled

These data/results cannot be reproduced, stored and/or transmitted in whole or in part by any manner of electronic, mechanical, photocopying, recording, broadcasting or otherwise now known or herein after developed without the previous express consent by the copyright owner, except for reproduction in daily press and regular printed publications on sale to the public within 60 days of the event related to those data/results and always provided that copyright symbol appears together as follows below.

© DORNA WSBK ORGANIZATION Srl 2020

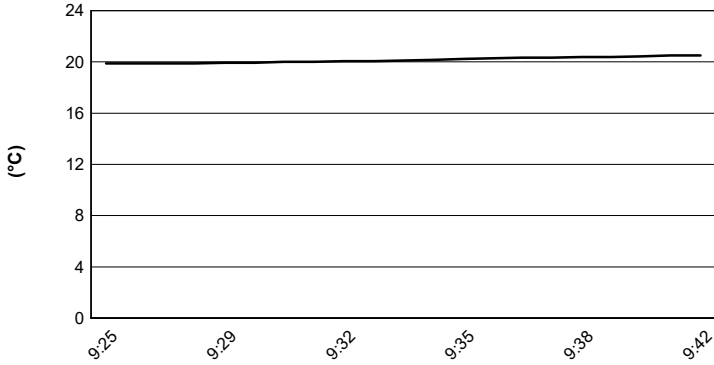


Acerbis Catalunya Round, 18 - 20 September 2020

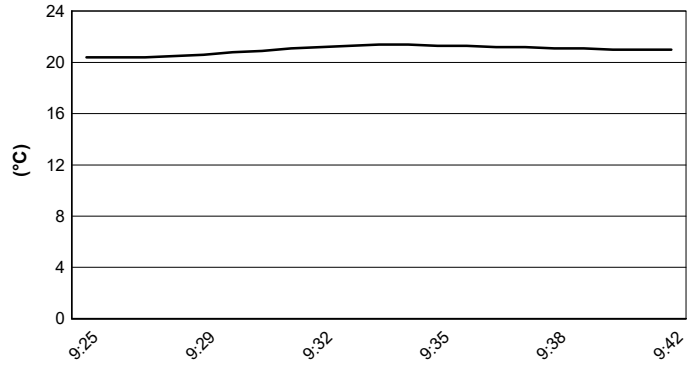
Weather Report Warm Up

Session started 09:25 - Session ended 9:42

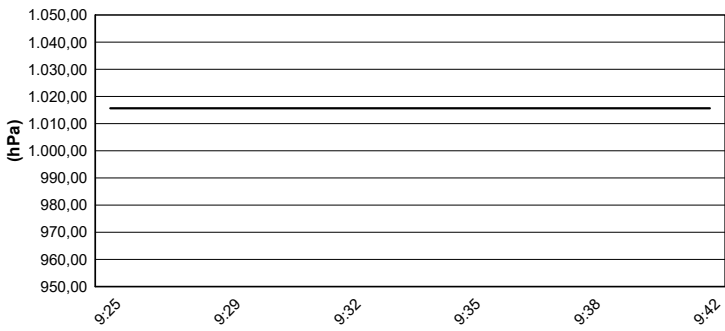
Air Temperature



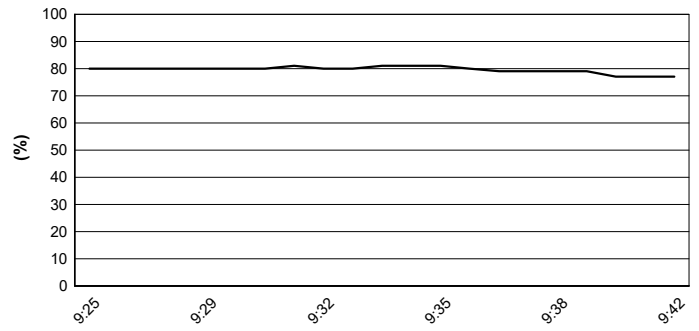
Track Temperature



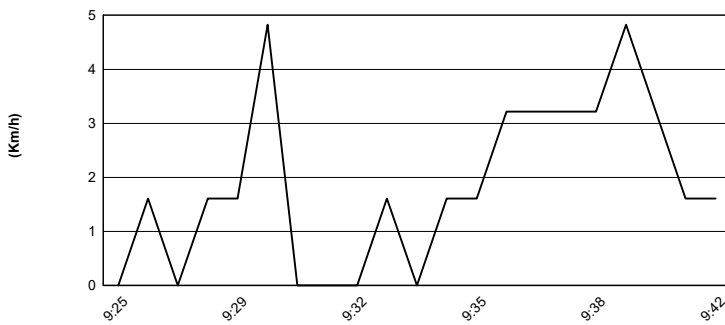
Air Pressure



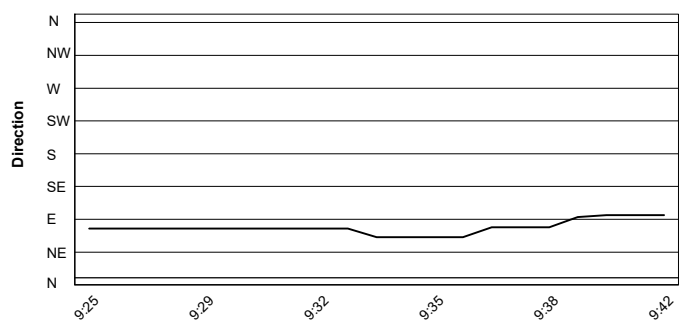
Humidity



Wind Speed



Wind Direction



20/09/2020

These data/results cannot be reproduced, stored and/or transmitted in whole or in part by any manner of electronic, mechanical, photocopying, recording, broadcasting or otherwise now known or herein after developed without the previous express consent by the copyright owner, except for reproduction in daily press and regular printed publications on sale to the public within 60 days of the event related to those data/results and always provided that copyright symbol appears together as follows below.

© DORNA WSBK ORGANIZATION Srl 2020