

Circuit de Barcelona 4.627 m

## Acerbis Catalunya Round, 18 - 20 September 2020

### Results Last Chance Race

Laps 10 = 46,270 Km - Time of Race 19'42.039 - Avg. 140,919 km/h

1 / 2

Pos	Grid	No.	Rider	Nat	Team	Bike	Class	LL	Gap	Rel.	Fastest Lap	Speed
1	4	95	S. DEROUÉ	NED	MTM Kawasaki MOTOPOST	Kawasaki Ninja 400	B	10			1'57.165	200,7
2	5	54	B. SOFUOGLU	TUR	Biblion Motoxrcing Yamaha WorldSSP300	Yamaha YZF-R3	B	10	0.024	0.024	1'57.078	203,8
3	7	64	H. DE CANCELLIS	FRA	Team TRASIMENO	Yamaha YZF-R3	B	10	5.646	5.622	1'58.033	204,9
4	19	19	V. RODRIGUEZ NUNEZ	ESP	EAB Ten Kate Racing	Yamaha YZF-R3	A	10	6.577	0.931	1'57.622	203,4
5	14	26	M. GENNAI	ITA	Team BrCorse	Yamaha YZF-R3	A	10	6.633	0.056	1'57.616	209,3
6	11	80	G. MASTROLUCA	ITA	GP Project	Kawasaki Ninja 400	B	10	6.821	0.188	1'57.569	210,5
7	2	44	T. BRAMICH	AUS	Carl Cox-RT Motorsports by SKM-Kawasaki	Kawasaki Ninja 400	A	10	6.849	0.028	1'57.368	209,3
8	9	24	D. BLIN	POL	Biblion Motoxrcing Yamaha WorldSSP300	Yamaha YZF-R3	A	10	6.960	0.111	1'57.277	208,1
9	17	34	B. NEILA	ESP	Team TRASIMENO	Yamaha YZF-R3	A	10	7.245	0.285	1'57.496	207,3
10	15	62	D. KUBAN	CZE	ACCR Czech Talent Team - Willi Race	Kawasaki Ninja 400	B	10	20.093	12.848	1'58.889	205,7
11	8	98	T. BERCOT	FRA	ProGP Racing	Yamaha YZF-R3	B	10	20.259	0.166	1'59.014	203,0
12	21	47	M. CERVENKA	CZE	Smrz Racing - Willi Race	Kawasaki Ninja 400	B	10	20.437	0.178	1'58.771	204,2
13	22	93	A. QUINET	FRA	TGP Racing	Kawasaki Ninja 400	B	10	20.915	0.478	1'58.901	200,0
14	18	5	J. CORRAL ARIAS	ESP	I+Dent Racing Team	Yamaha YZF-R3	B	10	20.939	0.024	1'58.987	201,1
15	20	3	M. GAGGI	ITA	Machado Came SBK	Yamaha YZF-R3	A	10	21.188	0.249	1'59.272	208,5
16	23	59	A. ZANCA	ITA	2R Racing	Kawasaki Ninja 400	B	10	29.148	7.960	1'59.534	204,2
17	1	66	E. MCGLINCHEY	GBR	Team#109 Kawasaki	Kawasaki Ninja 400	A	10	36.218	7.070	1'57.285	208,9
18	24	18	I. OFFER	GBR	Scuderia Maranga Racing	Kawasaki Ninja 400	A	10	39.808	3.590	1'59.973	205,7
19	26	37	P. FRAGOSO	POR	Machado Came SBK	Yamaha YZF-R3	A	10	46.327	6.519	2'00.238	205,7
20	25	77	L. GRUAU	FRA	TGP Racing	Kawasaki Ninja 400	A	10	59.671	13.344	2'02.861	198,2
21	10	72	A. DIAZ	ESP	Biblion Motoxrcing Yamaha WorldSSP300	Yamaha YZF-R3	A	10	59.697	0.026	1'57.589	209,7
22	3	23	S. MARKARIAN	FRA	Yamaha MS Racing	Yamaha YZF-R3	B	10	1'04.639	4.942	1'59.113	203,8
-----Not Classified-----												
RET	6	71	T. EDWARDS	AUS	Kawasaki ParkinGO Team	Kawasaki Ninja 400	B	9	1 Lap		1'56.687	203,8
RET	12	14	E. DE LA VEGA	FRA	Machado Came SBK	Yamaha YZF-R3	B	5	5 Laps		1'57.948	205,7
RET	13	28	N. BERNABÉ	ITA	OUTDO Kawasaki TPR	Kawasaki Ninja 400	B	5	5 Laps		1'58.203	212,2
RET	16	68	J. IOVERNO	ITA	Scuderia Maranga Racing	Kawasaki Ninja 400	B	2	8 Laps		1'58.983	210,1

AIR	Humidity:	63%	Temp:	27°C
TRACK	Condition:	Dry	Temp:	38°C

Records	Pole (SP)	2020	T.Booth-Amos	1'56.227	143,32 Km/h
	All Times (SP)	2020	T.Booth-Amos	1'56.227	143,32 Km/h
Race Fastest Lap	(New Record)	Lap 3	T.Edwards	1'56.687	142,75 Km/h

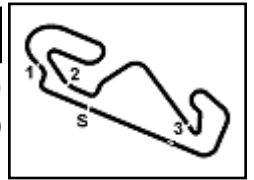
Start 13:01 End 13:22 The results are provisional until the end of the time limit for protests and appeals and the completion of the technical checks.

19/09/2020

These data/results cannot be reproduced, stored and/or transmitted in whole or in part by any manner of electronic, mechanical, photocopying, recording, broadcasting or otherwise now known or herein after developed without the previous express consent by the copyright owner, except for reproduction in daily press and regular printed publications on sale to the public within 60 days of the event related to those data/results and always provided that copyright symbol appears together as follows below.

© DORNA WSBK ORGANIZATION Srl 2020





## Acerbis Catalunya Round, 18 - 20 September 2020

### Results Last Chance Race

#### Race Highlights

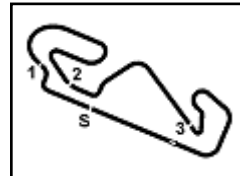
Time	No. Rider	Description
12.58.21		Warm-up Lap Start
13.01.12		Start
13.03.39		No Jump Start
13.06.36	68 Ioverno	Crashed - Turn 4
13.06.46	23 Markarian	On the Gravel - Re-Joined - Turn 3
13.07.47	68 Ioverno	Not Actively Competing
13.10.18	68 Ioverno	Medical Centre
13.12.21	14 De La Vega	Crashed - Turn 4
13.12.21	28 Bernabè	Crashed - Turn 4
13.12.21	72 Diaz	Crashed - Turn 4
13.12.40	72 Diaz	Re-joined
13.12.59	28 Bernabè	Not Actively Competing
13.13.03	14 De La Vega	Not Actively Competing
13.13.08		2/3 of Race Distance Completed
13.16.45	66 McGlinchey	Crashed - Turn 10
13.16.57	66 McGlinchey	Re-joined
13.17.58		DROPS of RAIN in Sector 4
13.19.00	71 Edwards	Entered Pits
13.22.14		End Of Session

19/09/2020      Start      End      The results are provisional until the end of the time limit for protests and appeals and the completion of the technical checks.

These data/results cannot be reproduced, stored and/or transmitted in whole or in part by any manner of electronic, mechanical, photocopying, recording, broadcasting or otherwise now known or herein after developed without the previous express consent by the copyright owner, except for reproduction in daily press and regular printed publications on sale to the public within 60 days of the event related to those data/results and always provided that copyright symbol appears together as follows below.

© DORNA WSBK ORGANIZATION Srl 2020





Circuit de Barcelona 4.627 m

1 / 3

## Acerbis Catalunya Round, 18 - 20 September 2020

### Lap Chart Last Chance Race

Lap										
	1	2	3	4	5	6	7	8	9	10
1	95	95	95	95	95	54	54	95	54	95
2	54	54	54	54	54	95	95	54	95	54
3	23	64	71	71	71	71	71	71	64	64
4	64	23	66	14	19	64	64	64	80	19
5	71	71	64	64	72	66	19	80	19	26
6	66	72	14	72	44	19	80	19	26	80
7	14	14	72	24	66	26	66	26	44	44
8	24	24	24	66	14	24	26	44	24	24
9	44	66	44	19	64	80	44	34	34	34
10	72	44	26	26	80	44	34	24	93	62
11	28	26	19	44	24	34	24	98	62	98
12	26	28	28	80	28	98	62	93	47	47
13	68	19	80	28	26	62	98	62	98	93
14	98	68	34	34	34	93	93	5	5	5
15	19	80	62	62	98	5	5	47	3	3
16	80	34	98	98	62	3	47	3	71	59
17	62	62	5	93	93	47	3	59	59	66
18	34	5	93	5	5	59	59	66	66	18
19	5	98	3	3	3	18	18	18	18	37
20	93	93	59	47	47	37	37	37	37	77
21	47	3	47	59	59	77	77	77	77	72
22	3	59	18	18	18	23	23	23	72	23
23	59	47	37	37	37	72	72	72	23	
24	18	18	77	77	77					
25	37	37	23	23	23					
26	77	77								

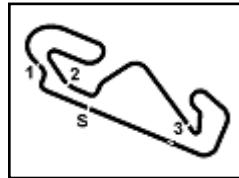
Final Result		
1	95 S. DEROUE	Laps 10
2	54 B. SOFUOGLU	0.024
3	64 H. DE CANCELLIS	5.646
4	19 V. RODRIGUEZ NUNE	6.577
5	26 M. GENNAI	6.633
6	80 G. MASTROLUCA	6.821
7	44 T. BRAMICH	6.849
8	24 D. BLIN	6.960
9	34 B. NEILA	7.245
10	62 D. KUBAN	20.093
11	98 T. BERCOT	20.259
12	47 M. CERVENKA	20.437
13	93 A. QUINET	20.915
14	5 J. CORRAL ARIAS	20.939
15	3 M. GAGGI	21.188
16	59 A. ZANCA	29.148
17	66 E. MCGLINCHEY	36.218
18	18 I. OFFER	39.808
19	37 P. FRAGOSO	46.327
20	77 L. GRUAU	59.671
21	72 A. DIAZ	59.697
22	23 S. MARKARIAN	1'04.639
RET	71 T. EDWARDS	1 Lap
RET	14 E. DE LA VEGA	5 Laps
RET	28 N. BERNABÈ	5 Laps
RET	68 J. IOVERNO	8 Laps

19/09/2020

These data/results cannot be reproduced, stored and/or transmitted in whole or in part by any manner of electronic, mechanical, photocopying, recording, broadcasting or otherwise now known or herein after developed without the previous express consent by the copyright owner, except for reproduction in daily press and regular printed publications on sale to the public within 60 days of the event related to those data/results and always provided that copyright symbol appears together as follows below.

© DORNA WSBK ORGANIZATION Srl 2020





Circuit de Barcelona 4.627 m

## Acerbis Catalunya Round, 18 - 20 September 2020

### Lap Chart Last Chance Race

2 / 3

#### Lap 1

1	95 S.Deroue	2'00.911
2	54 B.Sofuoglu	0.611
3	23 S.Markarian	0.997
4	64 H.De Cancellis	1.673
5	71 T.Edwards	1.751
6	66 E.McGlinchey	1.826
7	14 E.De La Vega	2.002
8	24 D.Blin	2.138
9	44 T.Bramich	2.465
10	72 A.Diaz	2.640
11	28 N.Bernabè	2.658
12	26 M.Gennai	2.922
13	68 J.Ioverno	3.060
14	98 T.Bercot	3.698
15	19 V.Rodriguez Nunez	3.743
16	80 G.Mastroluca	3.823
17	62 D.Kuban	4.400
18	34 B.Neila	4.462
19	5 J.Corrall Arias	4.591
20	93 A.Quinet	5.013
21	47 M.Cervenka	5.399
22	3 M.Gaggi	5.632
23	59 A.Zanca	5.804
24	18 I.Offer	5.990
25	37 P.Fragoso	6.167
26	77 L.Gruau	7.577

#### Lap 2

1	95 S.Deroue	3'58.688
2	54 B.Sofuoglu	0.812
3	64 H.De Cancellis	1.929
4	23 S.Markarian	2.333
5	71 T.Edwards	2.390
6	72 A.Diaz	2.452
7	14 E.De La Vega	2.567
8	24 D.Blin	2.754
9	66 E.McGlinchey	2.886
10	44 T.Bramich	3.288
11	26 M.Gennai	3.426
12	28 N.Bernabè	3.550
13	19 V.Rodriguez Nunez	3.964
14	68 J.Ioverno	4.266
15	80 G.Mastroluca	4.476
16	34 B.Neila	4.699
17	62 D.Kuban	5.512
18	5 J.Corrall Arias	6.228
19	98 T.Bercot	6.250
20	93 A.Quinet	6.983
21	3 M.Gaggi	7.419
22	59 A.Zanca	7.561
23	47 M.Cervenka	7.985
24	18 I.Offer	8.186
25	37 P.Fragoso	8.628
26	77 L.Gruau	12.661

#### Lap 3

1	95 S.Deroue	5'55.949
2	54 B.Sofuoglu	1.134
3	71 T.Edwards	1.816
4	66 E.McGlinchey	2.910
5	64 H.De Cancellis	3.176
6	14 E.De La Vega	3.254
7	72 A.Diaz	3.309
8	24 D.Blin	3.437
9	44 T.Bramich	3.719
10	26 M.Gennai	3.781
11	19 V.Rodriguez Nunez	4.466
12	28 N.Bernabè	4.534
13	80 G.Mastroluca	4.784
14	34 B.Neila	5.867
15	62 D.Kuban	7.444
16	98 T.Bercot	8.003
17	5 J.Corrall Arias	8.931

#### Lap 4

1	95 S.Deroue	7'53.590
2	54 B.Sofuoglu	0.571
3	71 T.Edwards	1.139
4	14 E.De La Vega	4.022
5	64 H.De Cancellis	4.046
6	72 A.Diaz	4.107
7	24 D.Blin	4.212
8	66 E.McGlinchey	4.270
9	19 V.Rodriguez Nunez	4.447
10	26 M.Gennai	4.544
11	44 T.Bramich	4.797
12	80 G.Mastroluca	5.035
13	28 N.Bernabè	5.194
14	34 B.Neila	6.978
15	62 D.Kuban	9.533
16	98 T.Bercot	9.547
17	93 A.Quinet	11.112
18	5 J.Corrall Arias	11.240
19	3 M.Gaggi	11.783
20	47 M.Cervenka	11.909
21	59 A.Zanca	12.289
22	18 I.Offer	13.789
23	37 P.Fragoso	16.841
24	77 L.Gruau	24.608
25	23 S.Markarian	40.502

#### Lap 5

1	95 S.Deroue	9'51.218
2	54 B.Sofuoglu	0.069
3	71 T.Edwards	1.005
4	19 V.Rodriguez Nunez	4.819
5	72 A.Diaz	4.848
6	44 T.Bramich	5.059
7	66 E.McGlinchey	5.178
8	14 E.De La Vega	5.389
9	64 H.De Cancellis	5.436
10	80 G.Mastroluca	5.634
11	24 D.Blin	5.731
12	28 N.Bernabè	5.769
13	26 M.Gennai	6.179
14	34 B.Neila	7.193
15	98 T.Bercot	11.065
16	62 D.Kuban	11.305
17	93 A.Quinet	12.641
18	5 J.Corrall Arias	12.703
19	3 M.Gaggi	13.991
20	47 M.Cervenka	14.076
21	59 A.Zanca	14.307
22	18 I.Offer	17.876
23	37 P.Fragoso	20.923
24	77 L.Gruau	30.981
25	23 S.Markarian	44.248

#### Lap 6

1	54 B.Sofuoglu	11'48.643
2	95 S.Deroue	0.108
3	71 T.Edwards	1.946
4	64 H.De Cancellis	6.201
5	66 E.McGlinchey	6.266
6	19 V.Rodriguez Nunez	6.483
7	26 M.Gennai	6.515
8	24 D.Blin	6.645
9	80 G.Mastroluca	7.050
10	44 T.Bramich	7.798
11	34 B.Neila	7.895

12	98 T.Bercot	13.161
13	62 D.Kuban	13.221
14	93 A.Quinet	14.664
15	5 J.Corrall Arias	14.771
16	3 M.Gaggi	15.870
17	47 M.Cervenka	15.970
18	59 A.Zanca	16.953
19	18 I.Offer	21.951
20	37 P.Fragoso	26.238
21	77 L.Gruau	37.986
22	23 S.Markarian	48.514
23	72 A.Diaz	53.879

#### Lap 7

1	54 B.Sofuoglu	13'46.248
2	95 S.Deroue	0.038
3	71 T.Edwards	2.914
4	64 H.De Cancellis	6.876
5	19 V.Rodriguez Nunez	6.911
6	80 G.Mastroluca	7.331
7	66 E.McGlinchey	7.404
8	26 M.Gennai	8.496
9	44 T.Bramich	8.808
10	34 B.Neila	8.920
11	24 D.Blin	9.072
12	62 D.Kuban	15.673
13	98 T.Bercot	15.818
14	93 A.Quinet	15.960
15	5 J.Corrall Arias	16.153
16	47 M.Cervenka	17.546
17	3 M.Gaggi	17.948
18	59 A.Zanca	19.458
19	18 I.Offer	26.557
20	37 P.Fragoso	31.493
21	77 L.Gruau	44.207
22	23 S.Markarian	52.331
23	72 A.Diaz	56.649

#### Lap 8

1	95 S.Deroue	15'43.451
2	54 B.Sofuoglu	0.192
3	71 T.Edwards	5.363
4	64 H.De Cancellis	8.000
5	80 G.Mastroluca	8.461
6	19 V.Rodriguez Nunez	8.862
7	26 M.Gennai	9.510
8	44 T.Bramich	10.046
9	34 B.Neila	10.171
10	24 D.Blin	10.285
11	98 T.Bercot	18.778
12	93 A.Quinet	18.858
13	62 D.Kuban	18.921
14	5 J.Corrall Arias	19.002
15	47 M.Cervenka	19.114
16	3 M.Gaggi	20.017
17	59 A.Zanca	23.914
18	66 E.McGlinchey	25.331
19	18 I.Offer	31.916
20	37 P.Fragoso	38.100
21	77 L.Gruau	50.980
22	23 S.Markarian	56.554
23	72 A.Diaz	59.449

#### Lap 9

1	54 B.Sofuoglu	17'42.728
2	95 S.Deroue	0.138
3	64 H.De Cancellis	6.814
4	80 G.Mastroluca	7.582
5	19 V.Rodriguez Nunez	7.610
6	26 M.Gennai	8.253
7	44 T.Bramich	8.792
8	24 D.Blin	8.994
9	34 B.Neila	9.060
10	93 A.Quinet	19.895
11	62 D.Kuban	19.948

12	47 M.Cervenka	20.092
13	98 T.Bercot	20.319
14	5 J.Corrall Arias	20.378
15	3 M.Gaggi	21.147
16	71 T.Edwards	25.213
17	59 A.Zanca	26.201
18	66 E.McGlinchey	31.360
19	18 I.Offer	35.871
20	37 P.Fragoso	42.507
21	77 L.Gruau	55.806
22	72 A.Diaz	59.626
23	23 S.Markarian	1'00.966

#### Lap 10

1	95 S.Deroue	19'42.039
2	54 B.Sofuoglu	0.024
3	64 H.De Cancellis	5.646
4	19 V.Rodriguez Nunez	6.577
5	26 M.Gennai	6.633
6	80 G.Mastroluca	6.821
7	44 T.Bramich	6.849
8	24 D.Blin	6.960
9	34 B.Neila	7.245
10	62 D.Kuban	20.093
11	98 T.Bercot	20.259
12	47 M.Cervenka	20.437
13	93 A.Quinet	20.915
14	5 J.Corrall Arias	20.939
15	3 M.Gaggi	21.188
16	59 A.Zanca	29.148
17	66 E.McGlinchey	36.218
18	18 I.Offer	39.808
19	37 P.Fragoso	46.327
20	77 L.Gruau	59.671
21	72 A.Diaz	59.697
22	23 S.Markarian	1'04.639

19/09/2020

These data/results cannot be reproduced, stored and/or transmitted in whole or in part by any manner of electronic, mechanical, photocopying, recording, broadcasting or otherwise now known or herein after developed without the previous express consent by the copyright owner, except for reproduction in daily press and regular printed publications on sale to the public within 60 days of the event related to those data/results and always provided that copyright symbol appears together as follows below.

© DORNA WSBK ORGANIZATION Srl 2020



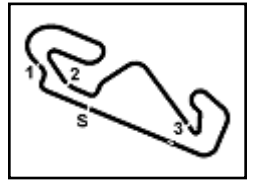
Official Fuel Supplier



Official Tyre Supplier



Official Timekeeper



Circuit de Barcelona 4.627 m

3 / 3

## Acerbis Catalunya Round, 18 - 20 September 2020

### Lap Chart Last Chance Race

#### Race Pace Comparison

	95 Der	54 Sof	64 DeC	19 Rod	26 Gen	80 Mas	44 Bra	24 Bli	34 Nei	62 Kub	98 Ber	47 Cer	93 Qui	5 Cor
1	2'00.911	2'01.522	2'02.584	2'04.654	2'03.833	2'04.734	2'03.376	2'03.049	2'05.373	2'05.311	2'04.609	2'06.310	2'05.924	2'05.502
2	1'57.777	1'57.978	<b>1'58.033</b>	1'57.998	1'58.281	1'58.430	1'58.600	1'58.393	1'58.014	<b>1'58.889</b>	2'00.329	2'00.363	1'59.747	1'59.414
3	1'57.261	1'57.583	1'58.508	1'57.763	<b>1'57.616</b>	<b>1'57.569</b>	1'57.692	1'57.944	1'58.429	1'59.193	<b>1'59.014</b>	1'59.318	1'59.455	1'59.964
4	1'57.641	<b>1'57.078</b>	1'58.511	<b>1'57.622</b>	1'58.404	1'57.892	1'58.719	1'58.416	1'58.752	1'59.730	1'59.185	1'59.508	1'59.576	1'59.950
5	1'57.628	1'57.126	1'59.018	1'58.000	1'59.263	1'58.227	1'57.890	1'59.147	1'57.843	1'59.400	1'59.146	1'59.795	1'59.157	1'59.091
6	1'57.533	1'57.356	1'58.190	1'59.089	1'57.761	1'58.841	2'00.164	1'58.339	1'58.127	1'59.341	1'59.521	1'59.319	1'59.448	1'59.493
7	1'57.535	1'57.605	1'58.280	1'58.033	1'59.586	1'57.886	1'58.615	2'00.032	1'58.630	2'00.057	2'00.262	1'59.181	<b>1'58.901</b>	<b>1'58.987</b>
8	<b>1'57.165</b>	1'57.395	1'58.327	1'59.154	1'58.217	1'58.333	1'58.441	1'58.416	1'58.454	2'00.451	2'00.163	<b>1'58.771</b>	2'00.101	2'00.052
9	1'59.415	1'59.085	1'58.091	1'58.025	1'58.020	1'58.398	1'58.023	1'57.986	1'58.166	2'00.304	2'00.818	2'00.255	2'00.314	2'00.653
10	1'59.173	1'59.335	1'58.143	1'58.278	1'57.691	1'58.550	<b>1'57.368</b>	<b>1'57.277</b>	<b>1'57.496</b>	1'59.456	1'59.251	1'59.656	2'00.331	1'59.872

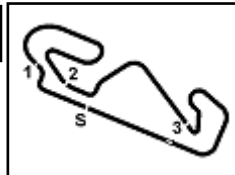
	3 Gag	59 Zan	66 McG	18 Off	37 Fra	77 Gru	72 Dia	23 Mar	71 Edw	14 Del	28 Ber	68 Iov
1	2'06.543	2'06.715	2'02.737	2'06.901	2'07.078	2'08.488	2'03.551	2'01.908	2'02.662	2'02.913	2'03.569	2'03.971
2	1'59.564	<b>1'59.534</b>	1'58.837	<b>1'59.973</b>	<b>2'00.238</b>	<b>2'02.861</b>	<b>1'57.589</b>	<b>1'59.113</b>	1'58.416	1'58.342	1'58.669	<b>1'58.983</b>
3	1'59.723	1'59.636	<b>1'57.285</b>	2'00.085	2'01.155	2'03.355	1'58.118	2'31.244	<b>1'56.687</b>	<b>1'57.948</b>	1'58.245	
4	1'59.543	1'59.994	1'59.001	2'00.420	2'01.960	2'03.494	1'58.439	2'01.827	1'56.964	1'58.409	1'58.301	
5	1'59.836	1'59.646	1'58.536	2'01.715	2'01.710	2'04.001	1'58.369	2'01.374	1'57.494	1'58.995	<b>1'58.203</b>	
6	1'59.304	2'00.071	1'58.513	2'01.500	2'02.740	2'04.430	2'46.456	2'01.691	1'58.366			
7	1'59.683	2'00.110	1'58.743	2'02.211	2'02.860	2'03.826	2'00.375	2'01.422	1'58.573			
8	<b>1'59.272</b>	2'01.659	2'15.130	2'02.562	2'03.810	2'03.976	2'00.003	2'01.426	1'59.652			
9	2'00.407	2'01.564	2'05.306	2'03.232	2'03.684	2'04.103	1'59.454	2'03.689	2'19.127			
10	1'59.352	2'02.258	2'04.169	2'03.248	2'03.131	2'03.176	1'59.382	2'02.984				

19/09/2020

These data/results cannot be reproduced, stored and/or transmitted in whole or in part by any manner of electronic, mechanical, photocopying, recording, broadcasting or otherwise now known or herein after developed without the previous express consent by the copyright owner, except for reproduction in daily press and regular printed publications on sale to the public within 60 days of the event related to those data/results and always provided that copyright symbol appears together as follows below.

© DORNA WSBK ORGANIZATION Srl 2020





## Acerbis Catalunya Round, 18 - 20 September 2020

### Best Sectors & Speed Last Chance Race

Circuit de Barcelona 4.627 m

RESULTS			
1	95 S. DEROUE	Kawasaki Ninja 400	Laps 10
2	54 B. SOFUOGLU	Yamaha YZF-R3	0.024
3	64 H. DE CANCELLIS	Yamaha YZF-R3	5.646
4	19 V. RODRIGUEZ NUNEZ	Yamaha YZF-R3	6.577
5	26 M. GENNAI	Yamaha YZF-R3	6.633
6	80 G. MASTROLUCA	Kawasaki Ninja 400	6.821
7	44 T. BRAMICH	Kawasaki Ninja 400	6.849
8	24 D. BLIN	Yamaha YZF-R3	6.960
9	34 B. NEILA	Yamaha YZF-R3	7.245
10	62 D. KUBAN	Kawasaki Ninja 400	20.093
11	98 T. BERCOT	Yamaha YZF-R3	20.259
12	47 M. CERVENKA	Kawasaki Ninja 400	20.437
13	93 A. QUINET	Kawasaki Ninja 400	20.915
14	5 J. CORRAL ARIAS	Yamaha YZF-R3	20.939
15	3 M. GAGGI	Yamaha YZF-R3	21.188
16	59 A. ZANCA	Kawasaki Ninja 400	29.148
17	66 E. MCGLINCHEY	Kawasaki Ninja 400	36.218
18	18 I. OFFER	Kawasaki Ninja 400	39.808
19	37 P. FRAGOSO	Yamaha YZF-R3	46.327
20	77 L. GRUAU	Kawasaki Ninja 400	59.671
21	72 A. DIAZ	Yamaha YZF-R3	59.697
22	23 S. MARKARIAN	Yamaha YZF-R3	1'04.639
RET	71 T. EDWARDS	Kawasaki Ninja 400	1 Lap
RET	14 E. DE LA VEGA	Yamaha YZF-R3	5 Laps
RET	28 N. BERNABÉ	Kawasaki Ninja 400	5 Laps
RET	68 J. IOVERNO	Kawasaki Ninja 400	8 Laps

SPEED			
1	28 N. BERNABÉ	Kawasaki Ninja 400	212.2
2	80 G. MASTROLUCA	Kawasaki Ninja 400	210.5
3	68 J. IOVERNO	Kawasaki Ninja 400	210.1
4	72 A. DIAZ	Yamaha YZF-R3	209.7
5	44 T. BRAMICH	Kawasaki Ninja 400	209.3
6	26 M. GENNAI	Yamaha YZF-R3	209.3
7	66 E. MCGLINCHEY	Kawasaki Ninja 400	208.9
8	3 M. GAGGI	Yamaha YZF-R3	208.5
9	24 D. BLIN	Yamaha YZF-R3	208.1
10	34 B. NEILA	Yamaha YZF-R3	207.3
11	37 P. FRAGOSO	Yamaha YZF-R3	205.7
12	14 E. DE LA VEGA	Yamaha YZF-R3	205.7
13	18 I. OFFER	Kawasaki Ninja 400	205.7
14	62 D. KUBAN	Kawasaki Ninja 400	205.7
15	64 H. DE CANCELLIS	Yamaha YZF-R3	204.9
16	59 A. ZANCA	Kawasaki Ninja 400	204.2
17	47 M. CERVENKA	Kawasaki Ninja 400	204.2
18	71 T. EDWARDS	Kawasaki Ninja 400	203.8
19	23 S. MARKARIAN	Yamaha YZF-R3	203.8
20	54 B. SOFUOGLU	Yamaha YZF-R3	203.8
21	19 V. RODRIGUEZ NUNEZ	Yamaha YZF-R3	203.4
22	98 T. BERCOT	Yamaha YZF-R3	203.0
23	5 J. CORRAL ARIAS	Yamaha YZF-R3	201.1
24	95 S. DEROUE	Kawasaki Ninja 400	200.7
25	93 A. QUINET	Kawasaki Ninja 400	200.0
26	77 L. GRUAU	Kawasaki Ninja 400	198.2

SEG. 1			SEG. 2			SEG. 3			SEG. 4		
1	44 T. BRAMICH	22.170	1	71 T. EDWARDS	35.558	1	54 B. SOFUOGLU	24.536	1	71 T. EDWARDS	33.998
2	34 B. NEILA	22.190	2	54 B. SOFUOGLU	35.567	2	64 H. DE CANCELLIS	24.565	2	54 B. SOFUOGLU	34.036
3	26 M. GENNAI	22.244	3	19 V. RODRIGUEZ NUNEZ	35.618	3	44 T. BRAMICH	24.603	3	24 D. BLIN	34.198
4	80 G. MASTROLUCA	22.245	4	64 H. DE CANCELLIS	35.637	4	71 T. EDWARDS	24.618	4	95 S. DEROUE	34.256
5	24 D. BLIN	22.249	5	24 D. BLIN	35.640	5	26 M. GENNAI	24.618	5	26 M. GENNAI	34.286
6	66 E. MCGLINCHEY	22.256	6	95 S. DEROUE	35.657	6	66 E. MCGLINCHEY	24.633	6	34 B. NEILA	34.324
7	19 V. RODRIGUEZ NUNEZ	22.264	7	72 A. DIAZ	35.691	7	19 V. RODRIGUEZ NUNEZ	24.633	7	64 H. DE CANCELLIS	34.332
8	95 S. DEROUE	22.276	8	26 M. GENNAI	35.728	8	24 D. BLIN	24.687	8	44 T. BRAMICH	34.347
9	54 B. SOFUOGLU	22.280	9	66 E. MCGLINCHEY	35.763	9	95 S. DEROUE	24.691	9	28 N. BERNABÉ	34.416
10	72 A. DIAZ	22.283	10	80 G. MASTROLUCA	35.764	10	80 G. MASTROLUCA	24.710	10	80 G. MASTROLUCA	34.442
11	71 T. EDWARDS	22.320	11	34 B. NEILA	35.770	11	34 B. NEILA	24.784	11	72 A. DIAZ	34.456
12	93 A. QUINET	22.341	12	14 E. DE LA VEGA	35.876	12	14 E. DE LA VEGA	24.809	12	66 E. MCGLINCHEY	34.467
13	14 E. DE LA VEGA	22.365	13	44 T. BRAMICH	35.989	13	62 D. KUBAN	24.822	13	14 E. DE LA VEGA	34.618
14	28 N. BERNABÉ	22.400	14	28 N. BERNABÉ	36.013	14	72 A. DIAZ	24.854	14	19 V. RODRIGUEZ NUNEZ	34.628
15	68 J. IOVERNO	22.527	15	3 M. GAGGI	36.039	15	28 N. BERNABÉ	24.910	15	47 M. CERVENKA	34.716
16	62 D. KUBAN	22.529	16	5 J. CORRAL ARIAS	36.147	16	98 T. BERCOT	24.912	16	5 J. CORRAL ARIAS	34.743
17	98 T. BERCOT	22.538	17	47 M. CERVENKA	36.151	17	23 S. MARKARIAN	24.922	17	23 S. MARKARIAN	34.823
18	64 H. DE CANCELLIS	22.600	18	23 S. MARKARIAN	36.186	18	93 A. QUINET	24.962	18	62 D. KUBAN	34.835
19	3 M. GAGGI	22.703	19	98 T. BERCOT	36.214	19	47 M. CERVENKA	25.013	19	68 J. IOVERNO	34.852
20	5 J. CORRAL ARIAS	22.712	20	93 A. QUINET	36.257	20	5 J. CORRAL ARIAS	25.036	20	59 A. ZANCA	34.863
21	37 P. FRAGOSO	22.761	21	62 D. KUBAN	36.260	21	59 A. ZANCA	25.107	21	3 M. GAGGI	34.870
22	18 I. OFFER	22.769	22	68 J. IOVERNO	36.329	22	3 M. GAGGI	25.155	22	98 T. BERCOT	34.900
23	59 A. ZANCA	22.777	23	18 I. OFFER	36.330	23	68 J. IOVERNO	25.181	23	18 I. OFFER	34.988
24	47 M. CERVENKA	22.787	24	59 A. ZANCA	36.339	24	18 I. OFFER	25.370	24	93 A. QUINET	35.030
25	23 S. MARKARIAN	23.000	25	37 P. FRAGOSO	36.687	25	37 P. FRAGOSO	25.437	25	37 P. FRAGOSO	35.228
26	77 L. GRUAU	23.262	26	77 L. GRUAU	37.349	26	77 L. GRUAU	25.986	26	77 L. GRUAU	35.949

19/09/2020

These data/results cannot be reproduced, stored and/or transmitted in whole or in part by any manner of electronic, mechanical, photocopying, recording, broadcasting or otherwise now known or herein after developed without the previous express consent by the copyright owner, except for reproduction in daily press and regular printed publications on sale to the public within 60 days of the event related to those data/results and always provided that copyright symbol appears together as follows below.

© DORNA WSBK ORGANIZATION Srl 2020



Official Fuel Supplier

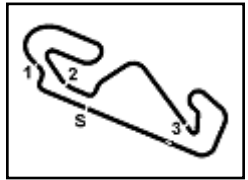


Official Tyre Supplier



Official Timekeeper





## Acerbis Catalunya Round, 18 - 20 September 2020

### Chronological Analysis Last Chance Race

Circuit de Barcelona 4.627 m

Start at 13:01'07.861

1 / 3

1° 95 S. DEROUE (1'57.165)							
Lap	Seg.1	Seg.2	Seg.3	Seg.4	Lap Time	km/h	Local Time
1		35.865	24.856	34.331	2'00.911	173,1	13:03'08.772
2	22.754	35.805	24.894	34.324	1'57.777	197,4	13:05'06.549
3	22.547	<b>35.657</b>	24.801	<b>34.256</b>	1'57.261	196,7	13:07'03.810
4	22.618	35.745	24.870	34.408	1'57.641	195,7	13:09'01.451
5	22.602	35.778	24.887	34.361	1'57.628	197,1	13:10'59.079
6	22.542	36.040	<b>24.691</b>	34.260	1'57.533	<b>200,7</b>	13:12'56.612
7	22.349	35.665	24.761	34.760	1'57.535	199,6	13:14'54.147
8	<b>22.276</b>	35.778	24.762	34.349	<b>1'57.165</b>	199,6	13:16'51.312
9	22.637	36.160	25.500	35.118	1'59.415	198,2	13:18'50.727
10	23.149	36.440	25.055	34.529	1'59.173	189,1	13:20'49.900
Race Time 19'42.039							

2° 54 B. SOFUOGLU (1'57.078)							
Lap	Seg.1	Seg.2	Seg.3	Seg.4	Lap Time	km/h	Local Time
1		36.208	24.880	34.743	2'01.522	177,3	13:03'09.383
2	22.834	35.869	24.852	34.423	1'57.978	192,5	13:05'07.361
3	22.809	35.800	24.787	34.187	1'57.583	192,5	13:07'04.944
4	22.790	35.638	24.614	<b>34.036</b>	<b>1'57.078</b>	191,5	13:09'02.022
5	22.694	<b>35.567</b>	24.607	34.258	1'57.126	193,5	13:10'59.148
6	22.322	35.922	24.724	34.388	1'57.356	<b>203,8</b>	13:12'56.504
7	22.734	35.646	<b>24.536</b>	34.689	1'57.605	198,2	13:14'54.109
8	22.644	35.725	24.638	34.388	1'57.395	201,1	13:16'51.504
9	<b>22.280</b>	36.205	25.408	35.192	1'59.085	203,0	13:18'50.589
10	23.121	36.314	25.116	34.784	1'59.335	190,1	13:20'49.924
Race Time 19'42.063							

3° 64 H. DE CANCELLIS (1'58.033)							
Lap	Seg.1	Seg.2	Seg.3	Seg.4	Lap Time	km/h	Local Time
1		36.136	25.057	34.750	2'02.584	177,0	13:03'10.445
2	22.643	35.843	24.954	34.593	<b>1'58.033</b>	201,5	13:05'08.478
3	23.113	<b>35.637</b>	24.846	34.912	1'58.508	193,5	13:07'06.986
4	23.048	35.893	24.744	34.826	1'58.511	196,0	13:09'05.497
5	23.490	35.708	24.948	34.872	1'59.018	196,4	13:11'04.515
6	<b>22.600</b>	36.483	<b>24.565</b>	34.542	1'58.190	<b>204,9</b>	13:13'02.705
7	22.986	35.787	24.835	34.672	1'58.280	194,6	13:15'00.985
8	22.830	36.005	25.072	34.420	1'58.327	198,2	13:16'59.312
9	22.747	36.015	24.997	<b>34.332</b>	1'58.091	192,5	13:18'57.403
10	22.856	35.900	25.036	34.351	1'58.143	191,5	13:20'55.546
Race Time 19'47.685							

4° 19 V. RODRIGUEZ NUNEZ (1'57.622)							
Lap	Seg.1	Seg.2	Seg.3	Seg.4	Lap Time	km/h	Local Time
1		36.656	25.036	35.446	2'04.654	184,3	13:03'12.515
2	22.598	35.708	24.912	34.780	1'57.998	201,1	13:05'10.513
3	22.431	<b>35.618</b>	24.639	35.075	1'57.763	203,0	13:07'08.276
4	22.411	35.807	<b>24.633</b>	34.771	<b>1'57.622</b>	<b>203,4</b>	13:09'05.898
5	<b>22.264</b>	35.993	25.115	<b>34.628</b>	1'58.000	199,3	13:11'03.898
6	23.120	36.008	25.097	34.864	1'59.089	194,2	13:13'02.987
7	22.529	35.872	24.939	34.693	1'58.033	197,8	13:15'01.020
8	22.904	36.362	24.888	35.000	1'59.154	193,9	13:17'00.174
9	22.509	35.988	24.837	34.691	1'58.025	199,6	13:18'58.199
10	22.723	36.038	24.838	34.679	1'58.278	196,0	13:20'56.477
Race Time 19'48.616							

5° 26 M. GENNAI (1'57.616)							
Lap	Seg.1	Seg.2	Seg.3	Seg.4	Lap Time	km/h	Local Time
1		36.769	25.039	34.852	2'03.833	176,5	13:03'11.694
2	22.541	36.192	24.900	34.648	1'58.281	207,3	13:05'09.975
3	22.674	35.992	24.664	<b>34.286</b>	<b>1'57.616</b>	<b>209,3</b>	13:07'07.591
4	22.850	36.155	24.770	34.629	1'58.404	206,9	13:09'05.995
5	<b>22.244</b>	37.320	24.927	34.772	1'59.263	200,0	13:11'05.258
6	22.392	36.060	<b>24.618</b>	34.691	1'57.761	203,0	13:13'03.019
7	22.569	37.326	24.848	34.843	1'59.586	197,4	13:15'02.605
8	22.718	36.021	25.024	34.454	1'58.217	195,7	13:17'00.822

6° 80 G. MASTROLUCA (1'57.569)							
Lap	Seg.1	Seg.2	Seg.3	Seg.4	Lap Time	km/h	Local Time
1		37.016	25.265	35.442	2'04.734	176,5	13:03'12.595
2	22.892	36.188	24.908	<b>34.442</b>	1'58.430	199,3	13:05'11.025
3	22.271	35.820	24.822	34.656	<b>1'57.569</b>	<b>210,5</b>	13:07'08.594
4	22.511	35.869	24.720	34.792	1'57.892	208,9	13:09'06.486
5	22.728	36.012	24.861	34.626	1'58.227	207,3	13:11'04.713
6	22.789	36.700	<b>24.710</b>	34.642	1'58.841	203,4	13:13'03.554
7	<b>22.513</b>	36.072	24.814	34.487	1'57.886	206,1	13:15'01.440
8	<b>22.245</b>	36.533	24.834	34.721	1'58.333	208,9	13:16'59.773
9	22.615	36.075	25.063	34.645	1'58.398	200,4	13:18'58.171
10	22.883	<b>35.764</b>	25.014	34.889	1'58.550	196,7	13:20'56.721
Race Time 19'48.860							

7° 44 T. BRAMICH (1'57.368)							
Lap	Seg.1	Seg.2	Seg.3	Seg.4	Lap Time	km/h	Local Time
1		36.278	25.281	35.456	2'03.376	171,2	13:03'11.237
2	22.603	36.155	25.079	34.763	1'58.600	<b>209,3</b>	13:05'09.837
3	22.511	<b>35.989</b>	24.702	34.490	1'57.692	208,5	13:07'07.529
4	22.718	36.438	24.842	34.721	1'58.719	206,5	13:09'06.248
5	22.292	36.026	24.872	34.700	1'57.890	207,7	13:11'04.138
6	23.219	37.020	24.833	35.092	2'00.164	200,0	13:13'04.302
7	22.579	36.086	24.823	35.127	1'58.615	200,7	13:15'02.917
8	<b>22.170</b>	36.211	25.074	34.986	1'58.441	207,3	13:17'01.358
9	22.227	36.268	24.981	34.547	1'58.023	206,1	13:18'59.381
10	22.304	36.114	<b>24.603</b>	<b>34.347</b>	<b>1'57.368</b>	206,1	13:20'56.749
Race Time 19'48.888							

8° 24 D. BLIN (1'57.277)							
Lap	Seg.1	Seg.2	Seg.3	Seg.4	Lap Time	km/h	Local Time
1		36.268	25.065	34.720	2'03.049	176,8	13:03'10.910
2	22.579	36.284	25.012	34.518	1'58.393	207,3	13:05'09.303
3	22.870	35.781	24.879	34.414	1'57.944	207,7	13:07'07.247
4	22.464	<b>35.640</b>	25.325	34.987	1'58.416	202,2	13:09'05.663
5	23.518	36.134	24.954	34.541	1'59.147	190,8	13:11'04.810
6	22.573	36.484	24.897	34.385	1'58.339	202,6	13:13'03.149
7	23.672	36.279	25.212	34.869	2'00.032	200,4	13:15'03.181
8	<b>22.249</b>	36.044	25.471	34.652	1'58.416	204,5	13:17'01.597
9	22.389	36.166	25.069	34.362	1'57.986	<b>208,1</b>	13:18'59.583
10	22.473	35.919	<b>24.687</b>	<b>34.198</b>	<b>1'57.277</b>	194,2	13:20'56.860
Race Time 19'48.999							

9° 34 B. NEILA (1'57.496)							
Lap	Seg.1	Seg.2	Seg.3	Seg.4	Lap Time	km/h	Local Time
1		36.692	25.015	36.025	2'05.373	182,1	13:03'13.234
2	22.687	35.959	24.939	34.429	1'58.014	202,2	13:05'11.248
3	22.332	36.386	25.168	34.543	1'58.429	205,3	13:07'09.677
4	22.847	36.062	25.085	34.758	1'58.752	195,7	13:09'08.429
5	22.691	35.793	25.020	34.339	1'57.843	196,7	13:11'06.272
6	22.485	35.941	24.792	34.909	1'58.127	199,6	13:13'04.399
7	22.659	36.183	24.941	34.847	1'58.630	200,7	13:15'03.029
8	<b>22.190</b>	36.425	25.155	34.684	1'58.454	<b>207,3</b>	13:17'01.483
9	22.353	36.180	24.935	34.698	1'58.166	204,9	13:18'59.649
10	22.618	<b>35.770</b>	<b>24.784</b>	<b>34.324</b>	<b>1'57.496</b>	195,7	13:20'57.145
Race Time 19'49.284							

10° 62 D. KUBAN (1'58.889)							
Lap	Seg.1	Seg.2	Seg.3	Seg.4	Lap Time	km/h	Local Time
1		36.978	24.951	35.871	2'05.311	182,4	13:03'13.172
2	22.675	36.409	24.880	34.925	<b>1'58.889</b>	<b>205,7</b>	13:05'12.061
3	22.655	36.499	25.133	34.906	1'59.193	198,5	13:07'11.254
4	23.058	36.417	25.344	34.911	1'59.730	196,7	13:09'10.984
5	23.132	36.356	25.077	<b>34.835</b>	1'59.400	192,5	13:11'10.384

19/09/2020 P = Pits In/Out - C = Lap Time Cancelled

These data/results cannot be reproduced, stored and/or transmitted in whole or in part by any manner of electronic, mechanical, photocopying, recording, broadcasting or otherwise now known or herein after developed without the previous express consent by the copyright owner, except for reproduction in daily press and regular printed publications on sale to the public within 60 days of the event related to those data/results and always provided that copyright symbol appears together as follows below.

© DORNA WSBK ORGANIZATION Srl 2020



Official Fuel Supplier

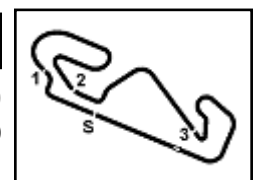


FKR PERUGIA TIMING

Official Tyre Supplier



Official Timekeeper



## Acerbis Catalunya Round, 18 - 20 September 2020

### Chronological Analysis Last Chance Race

Circuit de Barcelona 4.627 m

Start at 13:01'07.861

2 / 3

6	<b>22.529</b>	36.615	25.051	35.146	1'59.341	199,3	13:13'09.725	3	22.970	36.374	<b>25.155</b>	35.224	1'59.723	204,5	13:07'13.691
7	22.850	36.468	25.093	35.646	2'00.057	195,3	13:15'09.782	4	22.966	36.331	25.251	34.995	1'59.543	198,2	13:09'13.234
8	23.067	36.508	25.098	35.778	2'00.451	200,0	13:17'10.233	5	<b>22.703</b>	<b>36.039</b>	25.343	35.751	1'59.836	199,6	13:11'13.070
9	23.243	36.601	24.943	35.517	2'00.304	188,8	13:19'10.537	6	22.918	36.351	25.165	<b>34.870</b>	1'59.304	197,8	13:13'12.374
10	23.169	<b>36.260</b>	<b>24.822</b>	35.205	1'59.456	196,0	13:21'09.993	7	22.790	36.145	25.350	35.398	1'59.683	204,9	13:15'12.057

Race Time 20'02.132

11° 98 T. BERCOT (1'59.014)							
Lap	Seg.1	Seg.2	Seg.3	Seg.4	Lap Time	km/h	Local Time

1		36.483	25.544	35.740	2'04.609	179,7	13:03'12.470
2	22.842	36.389	25.342	35.756	2'00.329	<b>203,0</b>	13:05'12.799
3	22.887	36.300	<b>24.912</b>	34.915	<b>1'59.014</b>	198,5	13:07'11.813
4	22.796	36.312	25.035	35.042	1'59.185	200,4	13:09'10.998
5	22.896	36.227	25.123	<b>34.900</b>	1'59.146	197,4	13:11'10.144
6	22.944	<b>36.214</b>	25.255	35.108	1'59.521	197,8	13:13'09.665
7	23.147	36.456	24.943	35.716	2'00.262	195,7	13:15'09.927
8	22.763	36.475	24.986	35.939	2'00.163	200,0	13:17'10.090
9	23.784	36.467	25.467	35.100	2'00.818	193,9	13:19'10.908
10	<b>22.538</b>	36.268	25.079	35.366	1'59.251	198,5	13:21'10.159

Race Time 20'02.298

12° 47 M. CERVENKA (1'58.771)							
Lap	Seg.1	Seg.2	Seg.3	Seg.4	Lap Time	km/h	Local Time

1		36.808	25.932	35.638	2'06.310	183,4	13:03'14.171
2	23.120	36.941	25.205	35.097	2'00.363	201,9	13:05'14.534
3	22.813	36.512	25.154	34.839	1'59.318	<b>204,2</b>	13:07'13.852
4	22.956	36.284	25.315	34.953	1'59.508	199,6	13:09'13.360
5	<b>22.787</b>	<b>36.151</b>	25.046	35.811	1'59.795	200,7	13:11'13.155
6	22.984	36.418	<b>25.013</b>	34.904	1'59.319	198,5	13:13'12.474
7	22.807	36.272	25.080	35.022	1'59.181	203,0	13:15'11.655
8	22.806	36.174	25.075	<b>34.716</b>	<b>1'58.771</b>	200,4	13:17'10.426
9	23.291	36.462	25.183	35.319	2'00.255	197,1	13:19'10.681
10	23.254	36.428	25.221	34.753	1'59.656	196,0	13:21'10.337

Race Time 20'02.476

13° 93 A. QUINET (1'58.901)							
Lap	Seg.1	Seg.2	Seg.3	Seg.4	Lap Time	km/h	Local Time

1		37.020	25.727	35.198	2'05.924		13:03'13.785
2	<b>22.341</b>	36.353	25.100	35.953	1'59.747		13:05'13.532
3	22.567	36.526	25.056	35.306	1'59.455		13:07'12.987
4	22.667	36.670	25.123	35.116	1'59.576		13:09'12.563
5	22.720	36.288	25.072	35.077	1'59.157		13:11'11.720
6	22.724	36.626	25.068	<b>35.030</b>	1'59.448		13:13'11.168
7	22.583	<b>36.257</b>	25.025	35.036	<b>1'58.901</b>	<b>200,0</b>	13:15'10.069
8	22.428	36.531	25.248	35.894	2'00.101		13:17'10.170
9	23.064	36.557	25.248	35.445	2'00.314	190,5	13:19'10.484
10	23.625	36.673	<b>24.962</b>	35.071	2'00.331		13:21'10.815

Race Time 20'02.954

14° 5 J. CORRAL ARIAS (1'58.987)							
Lap	Seg.1	Seg.2	Seg.3	Seg.4	Lap Time	km/h	Local Time

1		36.755	25.551	35.159	2'05.502	175,3	13:03'13.363
2	22.965	36.169	25.113	35.167	1'59.414	<b>201,1</b>	13:05'12.777
3	23.374	36.633	25.045	34.912	1'59.964	193,2	13:07'12.741
4	23.290	36.393	25.176	35.091	1'59.950	190,8	13:09'12.691
5	<b>22.712</b>	36.235	25.162	34.982	1'59.091	198,2	13:11'11.782
6	22.855	36.666	<b>25.036</b>	34.936	1'59.493	198,2	13:13'11.275
7	22.897	36.253	25.064	34.773	<b>1'58.987</b>	197,4	13:15'10.262
8	22.807	36.483	25.204	35.558	2'00.052	197,1	13:17'10.314
9	23.646	36.875	25.389	<b>34.743</b>	2'00.653	196,4	13:19'10.967
10	23.308	<b>36.147</b>	25.161	35.256	1'59.872	193,2	13:21'10.839

Race Time 20'02.978

15° 3 M. GAGGI (1'59.272)							
Lap	Seg.1	Seg.2	Seg.3	Seg.4	Lap Time	km/h	Local Time

1		37.238	25.829	35.468	2'06.543	181,8	13:03'14.404
2	22.768	36.387	25.342	35.067	1'59.564	<b>208,5</b>	13:05'13.968

16° 59 A. ZANCA (1'59.534)							
Lap	Seg.1	Seg.2	Seg.3	Seg.4	Lap Time	km/h	Local Time

1		37.243	25.706	35.410	2'06.715	180,0	13:03'14.576
2	22.884	36.539	25.248	<b>34.863</b>	<b>1'59.534</b>	<b>204,2</b>	13:05'14.110
3	<b>22.777</b>	36.727	<b>25.107</b>	35.025	1'59.636	203,4	13:07'13.746
4	23.364	36.351	25.249	35.030	1'59.994	194,2	13:09'13.740
5	22.817	36.406	25.285	35.138	1'59.646	201,1	13:11'13.386
6	23.011	36.683	25.427	34.950	2'00.071	200,7	13:13'13.457
7	23.008	<b>36.339</b>	25.378	35.385	2'00.110	198,9	13:15'13.567
8	23.483	36.576	25.588	36.012	2'01.659	193,9	13:17'15.226
9	23.487	36.678	25.667	35.732	2'01.564	190,8	13:19'16.790
10	23.689	36.994	25.858	35.717	2'02.258	189,5	13:21'19.048

Race Time 20'11.187

17° 66 E. MCGLINCHEY (1'57.285)							
Lap	Seg.1	Seg.2	Seg.3	Seg.4	Lap Time	km/h	Local Time

1		36.407	24.826	34.807	2'02.737	167,7	13:03'10.598
2	22.945	36.018	24.981	34.893	1'58.837	197,4	13:05'09.435
3	22.375	<b>35.763</b>	<b>24.633</b>	34.514	<b>1'57.285</b>	<b>208,9</b>	13:07'06.720
4	23.148	36.192	24.769	34.892	1'59.001	191,5	13:09'05.721
5	23.280	35.874	24.820	34.562	1'58.536	193,9	13:11'04.257
6	22.806	36.409	24.682	34.616	1'58.513	201,1	13:13'02.770
7	23.178	36.292	24.806	<b>34.467</b>	1'58.743	191,8	13:15'01.513
8	<b>22.256</b>	36.241	25.080	51.553	2'15.130	204,5	13:17'16.643
9	24.427	37.980	26.540	36.359	2'05.306	183,1	13:19'21.949
10	23.809	37.790	26.168	36.402	2'04.169	188,5	13:21'26.118

Race Time 20'18.257

18° 18 I. OFFER (1'59.973)							
Lap	Seg.1	Seg.2	Seg.3	Seg.4	Lap Time	km/h	Local Time

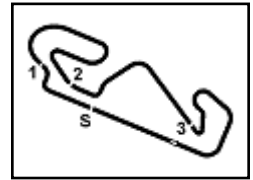
1		37.431	25.857	35.431	2'06.901	183,1	13:03'14.762
2	22.787	<b>36.330</b>	<b>25.370</b>	35.486	<b>1'59.973</b>	<b>205,7</b>	13:05'14.735
3	<b>22.769</b>	36.774	25.554	<b>34.988</b>	2'00.085	203,4	13:07'14.820
4	23.069	36.376	25.640	35.335	2'00.420	197,1	13:09'15.240
5	23.141	36.605	25.543	36.426	2'01.715	197,1	13:11'16.955
6	23.174	36.889	25.865	35.572	2'01.500	194,2	13:13'18.455
7	23.376	37.182	26.044	35.609	2'02.211	192,9	13:15'20.666
8	23.486	37.028	25.836	36.212	2'02.562	193,2	13:17'23.228
9	23.535	37.564	26.117	36.016	2'03.232	190,1	13:19'26.460
10	23.599	37.139	25.939	36.571	2'03.248	190,1	13:21'29.708

Race Time 20'21.847

19° 37 P. FRAGOSO (2'00.238)							
Lap	Seg.1	Seg.2	Seg.3	Seg.4	Lap Time	km/h	Local Time

1		37.314	25.778	35.482	2'07.078	180,0	13:03'14.939
2	<b>22.761</b>	36.812	<b>25.437</b>	<b>35.228</b>	<b>2'00.238</b>	<b>205,7</b>	13:05'15.177
3	23.458	<b>36.687</b>	25.638	35.372	2'01.155	193,9	13:07'16.332
4	23.300	37.058	25.928	35.674	2'01.960	192,9	13:09'18.292
5	23.373	37.007	25.874	35.456	2'01.710	192,2	13:11'20.002
6	23.399	37.609	25.972	35.760	2'02.740	192,2	13:13'22.742
7	23.703	37.094	26.026	36.037	2'02.860	190,1	13:15'25.602
8	23.770	37.453	26.271	36.316	2'03.810	190,5	13:17'29.412
9	23.818	37.468	26.213	36.185	2'03.684	188,2	13:19'33.096
10	23.915	37.326	25.955	35.935	2'03.131	188,2	13:21'36.227





## Acerbis Catalunya Round, 18 - 20 September 2020

### Chronological Analysis Last Chance Race

Circuit de Barcelona 4.627 m

Start at 13:01'07.861

3 / 3

20° 77 L. GRUAU (2'02.861)							
Lap	Seg.1	Seg.2	Seg.3	Seg.4	Lap Time	km/h	Local Time
1		37.576	26.035	36.005	2'08.488	175,6	13:03'16.349
2	<b>23.262</b>	<b>37.349</b>	26.184	36.066	<b>2'02.861</b>	<b>198,2</b>	13:05'19.210
3	23.483	37.519	26.074	36.279	2'03.355	193,9	13:07'22.565
4	23.599	37.426	26.081	36.388	2'03.494	192,5	13:09'26.059
5	23.535	37.665	26.097	36.704	2'04.001	192,9	13:11'30.060
6	23.670	37.783	26.295	36.682	2'04.430	192,5	13:13'34.490
7	23.567	37.724	26.077	36.458	2'03.826	193,2	13:15'38.316
8	23.574	37.602	26.301	36.499	2'03.976	192,5	13:17'42.292
9	23.646	37.665	26.370	36.422	2'04.103	189,8	13:19'46.395
10	23.755	37.486	<b>25.986</b>	<b>35.949</b>	2'03.176	190,8	13:21'49.571
Race Time 20'41.710							

2	22.664	36.416	25.044	34.545	1'58.669	210,9	13:05'10.099
3	<b>22.400</b>	<b>36.227</b>	25.094	34.524	1'58.245	<b>212,2</b>	13:07'08.344
4	22.850	<b>36.013</b>	<b>24.910</b>	34.528	1'58.301	203,0	13:09'06.645
5	22.648	36.135	25.004	<b>34.416</b>	<b>1'58.203</b>	210,1	13:11'04.848
Race Time 9'56.987							

21° 72 A. DIAZ (1'57.589)							
Lap	Seg.1	Seg.2	Seg.3	Seg.4	Lap Time	km/h	Local Time
1		36.421	24.936	35.463	2'03.551	175,3	13:03'11.412
2	22.438	35.794	24.901	<b>34.456</b>	<b>1'57.589</b>	<b>209,7</b>	13:05'09.001
3	22.934	<b>35.691</b>	<b>24.854</b>	34.639	1'58.118	197,4	13:07'07.119
4	<b>22.283</b>	36.047	25.127	34.982	1'58.439	200,0	13:09'05.558
5	22.798	35.868	25.065	34.638	1'58.369	195,3	13:11'03.927
6	23.210	1'22.659	25.675	34.912	2'46.456	200,7	13:13'50.383
7	23.210	36.695	25.410	35.060	2'00.375	191,2	13:15'50.758
8	22.997	36.511	25.489	35.006	2'00.003	191,8	13:17'50.761
9	23.202	36.191	25.280	34.781	1'59.454	189,5	13:19'50.215
10	23.075	36.164	25.300	34.843	1'59.382	189,5	13:21'49.597
Race Time 20'41.736							

22° 23 S. MARKARIAN (1'59.113)							
Lap	Seg.1	Seg.2	Seg.3	Seg.4	Lap Time	km/h	Local Time
1		<b>36.186</b>	<b>24.922</b>	<b>34.823</b>	2'01.908	173,4	13:03'09.769
2	<b>23.000</b>	36.283	24.952	34.878	<b>1'59.113</b>	198,9	13:05'08.882
3	23.537	1'05.948	25.901	35.858	2'31.244	<b>203,8</b>	13:07'40.126
4	23.675	36.858	25.717	35.577	2'01.827	190,8	13:09'41.953
5	23.365	36.833	25.619	35.557	2'01.374	193,2	13:11'43.327
6	23.431	36.881	25.655	35.724	2'01.691	193,9	13:13'45.018
7	23.292	36.743	25.544	35.843	2'01.422	194,9	13:15'46.440
8	23.278	36.908	25.621	35.619	2'01.426	194,6	13:17'47.866
9	24.672	37.930	25.603	35.484	2'03.689	186,5	13:19'51.555
10	23.342	37.072	25.978	36.592	2'02.984	195,3	13:21'54.539
Race Time 20'46.678							

RET 71 T. EDWARDS (1'56.687)							
Lap	Seg.1	Seg.2	Seg.3	Seg.4	Lap Time	km/h	Local Time
1		36.169	25.119	34.867	2'02.662	177,6	13:03'10.523
2	22.720	36.133	24.733	34.830	1'58.416	200,0	13:05'08.939
3	<b>22.320</b>	35.597	24.772	<b>33.998</b>	<b>1'56.687</b>	<b>203,8</b>	13:07'05.626
4	22.595	<b>35.558</b>	<b>24.618</b>	34.193	1'56.964	196,4	13:09'02.590
5	22.646	35.593	24.876	34.379	1'57.494	197,8	13:11'00.084
6	22.837	36.010	25.012	34.507	1'58.366	196,7	13:12'58.450
7	23.023	35.955	25.011	34.584	1'58.573	193,5	13:14'57.023
8	23.015	36.070	25.284	35.283	1'59.652	193,2	13:16'56.675
9	24.179	38.476	26.919	49.553	2'19.127P	181,5	13:19'15.802
Race Time 18'07.941							

RET 14 E. DE LA VEGA (1'57.948)							
Lap	Seg.1	Seg.2	Seg.3	Seg.4	Lap Time	km/h	Local Time
1		36.145	24.932	34.988	2'02.913	179,4	13:03'10.774
2	22.603	35.956	25.165	<b>34.618</b>	1'58.342	<b>205,7</b>	13:05'09.116
3	<b>22.365</b>	<b>35.876</b>	<b>24.809</b>	34.898	<b>1'57.948</b>	201,9	13:07'07.064
4	22.548	36.053	24.965	34.843	1'58.409	198,2	13:09'05.473
5	23.138	36.070	24.996	34.791	1'58.995	196,4	13:11'04.468
Race Time 9'56.607							

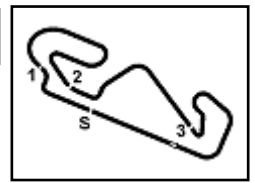
RET 28 N. BERNABÈ (1'58.203)							
Lap	Seg.1	Seg.2	Seg.3	Seg.4	Lap Time	km/h	Local Time
1		36.180	25.261	34.760	2'03.569	178,2	13:03'11.430

19/09/2020 P = Pits In/Out - C = Lap Time Cancelled

These data/results cannot be reproduced, stored and/or transmitted in whole or in part by any manner of electronic, mechanical, photocopying, recording, broadcasting or otherwise now known or herein after developed without the previous express consent by the copyright owner, except for reproduction in daily press and regular printed publications on sale to the public within 60 days of the event related to those data/results and always provided that copyright symbol appears together as follows below.

© DORNA WSBK ORGANIZATION Srl 2020





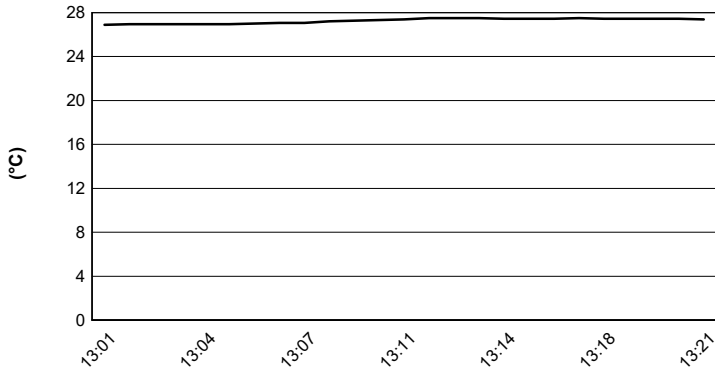
Circuit de Barcelona 4.627 m

## Acerbis Catalunya Round, 18 - 20 September 2020

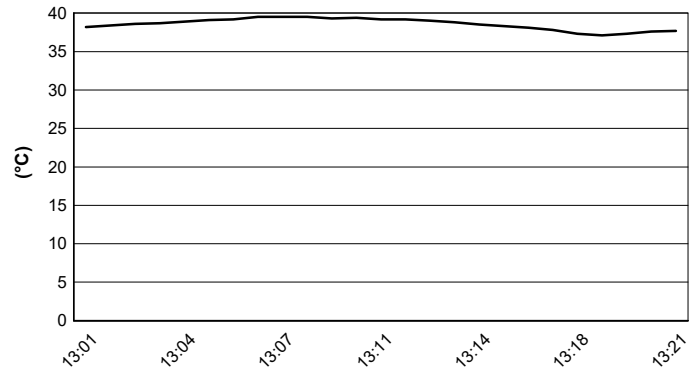
### Weather Report Last Chance Race

Session started 13:01 - Session ended 13:22

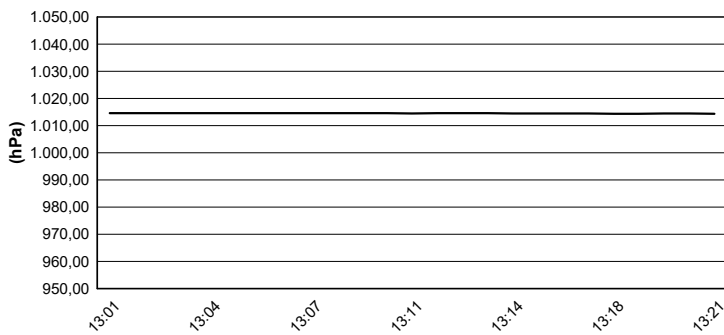
#### Air Temperature



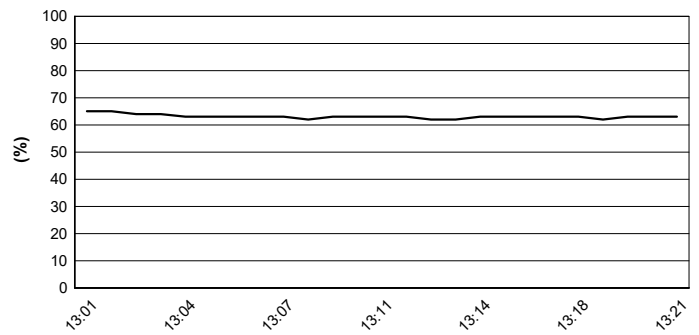
#### Track Temperature



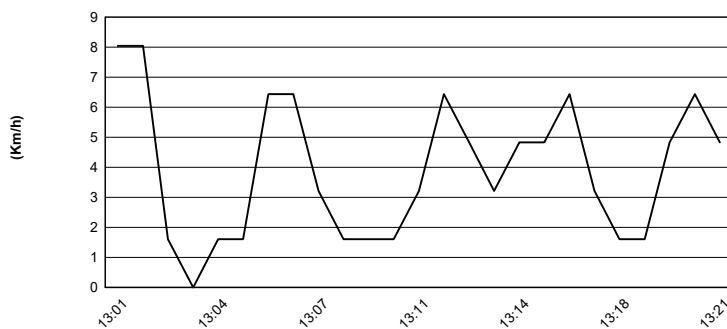
#### Air Pressure



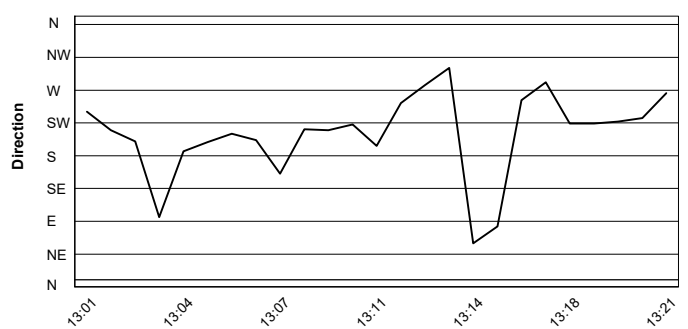
#### Humidity



#### Wind Speed



#### Wind Direction



19/09/2020

These data/results cannot be reproduced, stored and/or transmitted in whole or in part by any manner of electronic, mechanical, photocopying, recording, broadcasting or otherwise now known or herein after developed without the previous express consent by the copyright owner, except for reproduction in daily press and regular printed publications on sale to the public within 60 days of the event related to those data/results and always provided that copyright symbol appears together as follows below.

© DORNA WSBK ORGANIZATION Srl 2020



Official Fuel Supplier

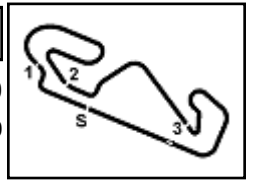


FICR PERUGIA TIMING

Official Tyre Supplier



Official Timekeeper



## Acerbis Catalunya Round, 18 - 20 September 2020

### Best Laps & Speed

Circuit de Barcelona 4.627 m

1 / 3

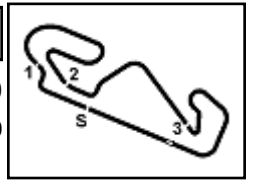
No.	Rider Bike	Nat	Best Lap		FP1		FP2		FP3		SP		LCR	
			LL	SPD	LL	SPD	LL	SPD	LL	SPD	LL	SPD	LL	SPD
1	<b>69 T. BOOTH-AMOS</b> Kawasaki Ninja 400	GBR	<b>1'56.227</b>	25 208,0	1'57.148	11 205,7	2'16.876	5 196,0	2'06.213	3 194,2	<b>1'56.227</b>	6 <b>208,0</b>		
2	<b>61 Y. OKAYA</b> Kawasaki Ninja 400	JPN	<b>1'56.262</b>	25 214,7	1'56.838	14 <b>214,7</b>	2'29.161	5 197,0			<b>1'56.262</b>	6 210,9		
3	<b>9 P. GRASSIA</b> Kawasaki Ninja 400	ITA	<b>1'56.326</b>	29 212,6	1'57.446	10 210,9	2'15.411	9 191,8	2'00.903	4 192,8	<b>1'56.326</b>	6 <b>212,6</b>		
4	<b>88 B. IERACI</b> Kawasaki Ninja 400	ITA	<b>1'56.489</b>	23 211,3	1'56.543	10 209,3	2'15.410	6 196,3	2'00.237	3 204,9	<b>1'56.489</b>	4 <b>211,3</b>		
5	<b>71 T. EDWARDS</b> Kawasaki Ninja 400	AUS	<b>1'56.687</b>	33 206,9	1'58.423	12 <b>206,9</b>	2'20.391	8 190,8	2'12.388	4 196,0		<b>1'56.687</b>	9 203,7	
6	<b>10 U. ORRADRE</b> Yamaha YZF-R3	ESP	<b>1'56.697</b>	31 209,7	1'57.913	12 207,6	2'17.950	7 200,0	2'01.996	6 202,2	<b>1'56.697</b>	6 <b>209,7</b>		
7	<b>17 K. MEUFFELS</b> Kawasaki Ninja 400	NED	<b>1'56.701</b>	28 212,6	<b>1'56.701</b>	9 211,3	2'14.111	11 201,4	2'05.510	2 200,3	1'57.196	6 <b>212,6</b>		
8	<b>25 A. KROH</b> Yamaha YZF-R3	GER	<b>1'56.715</b>	29 209,3	1'56.874	10 208,9	2'23.500	7 193,9	1'59.475	6 201,1	<b>1'56.715</b>	6 <b>209,3</b>		
9	<b>81 A. HEREDIA</b> Kawasaki Ninja 400	ESP	<b>1'56.742</b>	21 209,7	1'57.023	10 204,5	2'15.232	5 195,6			<b>1'56.742</b>	6 <b>209,7</b>		
10	<b>43 M. GARCIA</b> Kawasaki Ninja 400	ESP	<b>1'56.764</b>	23 206,5	1'56.956	12 <b>206,5</b>			1'58.528	5 200,7	<b>1'56.764</b>	6 206,1		
11	<b>6 J. BUIS</b> Kawasaki Ninja 400	NED	<b>1'56.767</b>	36 213,4	<b>1'56.767</b>	13 <b>213,4</b>	2'20.749	10 200,0	1'58.950	7 204,9	1'56.877	6 201,8		
12	<b>58 I. IGLESIAS BRAVO</b> Kawasaki Ninja 400	ESP	<b>1'56.786</b>	18 208,4	<b>1'56.786</b>	12 <b>208,4</b>					1'57.092	6 202,6		
13	<b>99 A. HUERTAS</b> Yamaha YZF-R3	ESP	<b>1'56.797</b>	19 203,7	1'57.778	13 <b>203,7</b>					<b>1'56.797</b>	6 202,2		
14	<b>46 S. DI SORA</b> Kawasaki Ninja 400	FRA	<b>1'56.799</b>	33 210,9	1'56.885	13 <b>210,9</b>	2'17.497	10 197,0	1'59.807	4 198,9	<b>1'56.799</b>	6 209,3		
15	<b>15 A. COPPOLA</b> Kawasaki Ninja 400	ITA	<b>1'56.836</b>	28 211,3	1'57.813	13 <b>211,3</b>	2'23.095	5 197,8	2'09.704	5 196,3	<b>1'56.836</b>	5 208,9		
16	<b>8 M. PEREZ</b> Kawasaki Ninja 400	ESP	<b>1'56.870</b>	21 210,9	1'57.105	11 <b>210,9</b>			1'59.361	4 200,3	<b>1'56.870</b>	6 <b>210,9</b>		
17	<b>83 M. KAWAKAMI</b> Yamaha YZF-R3	BRA	<b>1'56.898</b>	25 208,0	<b>1'56.898</b>	11 <b>208,0</b>	2'26.403	2 185,2	2'08.232	6 191,4	1'57.786	6 206,5		
18	<b>27 F. ROVELLI</b> Kawasaki Ninja 400	ITA	<b>1'57.042</b>	27 209,7	1'57.652	10 206,5	2'13.558	11 195,3			<b>1'57.042</b>	6 <b>209,7</b>		
19	<b>54 B. SOFUOGLU</b> Yamaha YZF-R3	TUR	<b>1'57.078</b>	28 205,3	1'58.320	10 <b>205,3</b>	2'21.316	4 188,1	2'09.367	4 191,1		<b>1'57.078</b>	10 203,7	
20	<b>84 K. ALOISI</b> Yamaha YZF-R3	ITA	<b>1'57.107</b>	30 203,3	1'57.643	10 <b>203,3</b>	2'14.336	11 194,9	1'59.361	3 199,6	<b>1'57.107</b>	6 200,0		
21	<b>78 D. MOGEDA</b> Kawasaki Ninja 400	ESP	<b>1'57.144</b>	33 208,4	1'57.254	12 206,9	2'14.495	12 198,1	2'00.162	3 194,2	<b>1'57.144</b>	6 <b>208,4</b>		
22	<b>95 S. DEROUE</b> Kawasaki Ninja 400	NED	<b>1'57.165</b>	31 208,0	1'58.297	8 <b>208,0</b>	2'17.975	7 202,2	2'06.936	6 199,2		<b>1'57.165</b>	10 200,7	
23	<b>48 T. BRIANTI</b> Kawasaki Ninja 400	ITA	<b>1'57.179</b>	18 210,5	1'57.748	10 <b>210,5</b>			2'10.122	2 198,1	<b>1'57.179</b>	6 208,9		
24	<b>87 T. KAWAKAMI</b> Yamaha YZF-R3	BRA	<b>1'57.209</b>	15 212,1	<b>1'57.209</b>	9 <b>212,1</b>	2'17.395	5 189,8			1'57.587	1 208,0		
25	<b>22 N. KALININ</b> Kawasaki Ninja 400	UKR	<b>1'57.210</b>	30 212,6	<b>1'57.210</b>	13 <b>207,6</b>	2'15.565	6 197,4	1'59.897	4 198,1	1'57.290	7 <b>212,6</b>		

19/09/2020

These data/results cannot be reproduced, stored and/or transmitted in whole or in part by any manner of electronic, mechanical, photocopying, recording, broadcasting or otherwise now known or herein after developed without the previous express consent by the copyright owner, except for reproduction in daily press and regular printed publications on sale to the public within 60 days of the event related to those data/results and always provided that copyright symbol appears together as follows below.

© DORNA WSBK ORGANIZATION Srl 2020





## Acerbis Catalunya Round, 18 - 20 September 2020

### Best Laps & Speed

Circuit de Barcelona 4.627 m

2 / 3

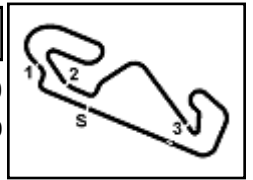
No.	Rider Bike	Nat	Best Lap		FP1		FP2		FP3		SP		LCR	
			LL	SPD	LL	SPD	LL	SPD	LL	SPD	LL	SPD	LL	SPD
26	2 A. CARRION Kawasaki Ninja 400	ESP	<b>1'57.227</b>	35 208,0	1'57.280	11 208,0	2'16.990	11 197,0	1'59.786	6 202,6	<b>1'57.227</b>	7 202,6		
27	24 D. BLIN Yamaha YZF-R3	POL	<b>1'57.277</b>	43 208,0	1'58.563	14 204,1	2'15.177	12 196,3	2'02.036	7 196,0			<b>1'57.277</b>	10 208,0
28	66 E. MCGLINCHEY Kawasaki Ninja 400	GBR	<b>1'57.285</b>	40 208,9	1'58.175	13 205,7	2'12.770	12 193,5	1'58.888	5 200,7			<b>1'57.285</b>	10 208,9
29	85 K. SABATUCCI Kawasaki Ninja 400	ITA	<b>1'57.299</b>	26 211,3	1'57.788	11 211,3	2'26.484	5 196,0	2'10.970	4 199,6	<b>1'57.299</b>	6 208,4		
30	7 J. GIMBERT Kawasaki Ninja 400	FRA	<b>1'57.347</b>	23 209,7	1'57.780	10 206,9	2'14.317	4 199,6	1'58.954	3 198,5	<b>1'57.347</b>	6 209,7		
31	44 T. BRAMICH Kawasaki Ninja 400	AUS	<b>1'57.368</b>	39 209,3	1'58.193	12 207,6	2'20.122	10 199,2	1'59.684	7 202,2			<b>1'57.368</b>	10 209,3
32	52 O. KONIG Kawasaki Ninja 400	CZE	<b>1'57.393</b>	26 210,5	<b>1'57.393</b>	12 210,5	2'14.447	8 192,5	2'09.021	5 199,2	1'58.322	1 209,3		
33	73 J. PEREZ GONZALEZ Yamaha YZF-R3	ESP	<b>1'57.426</b>	19 202,2	1'57.709	13 201,8					<b>1'57.426</b>	6 202,2		
34	34 B. NEILA Yamaha YZF-R3	ESP	<b>1'57.496</b>	36 207,2	1'59.193	9 203,7	2'28.201	10 189,8	2'00.800	7 204,5			<b>1'57.496</b>	10 207,2
35	80 G. MASTROLUCA Kawasaki Ninja 400	ITA	<b>1'57.569</b>	28 210,5	1'58.647	13 204,5	2'20.749	5 189,1					<b>1'57.569</b>	10 210,5
36	72 A. DIAZ Yamaha YZF-R3	ESP	<b>1'57.589</b>	41 209,7	1'58.584	12 196,7	2'13.702	12 199,6	1'59.645	7 201,8			<b>1'57.589</b>	10 209,7
37	26 M. GENNAI Yamaha YZF-R3	ITA	<b>1'57.616</b>	36 209,3	1'58.738	11 202,2	2'15.190	9 195,3	1'59.881	6 201,1			<b>1'57.616</b>	10 209,3
38	19 V. RODRIGUEZ NUNEZ Yamaha YZF-R3	ESP	<b>1'57.622</b>	39 203,3	1'59.398	12 202,6	2'16.241	12 197,0	2'00.853	5 196,7			<b>1'57.622</b>	10 203,3
39	45 F. MACAN Yamaha YZF-R3	BRA	<b>1'57.692</b>	32 209,3	1'58.080	12 204,9	2'18.486	10 192,5	2'04.034	4 195,3	<b>1'57.692</b>	6 209,3		
40	75 F. PEREZ CASAS Yamaha YZF-R3	ESP	<b>1'57.783</b>	20 212,1	1'58.171	11 204,5	2'26.992	3 189,1			<b>1'57.783</b>	6 212,1		
41	42 I. GARCIA ABELLA Kawasaki Ninja 400	ESP	<b>1'57.917</b>	36 205,3	<b>1'57.917</b>	13 205,3	2'14.469	11 195,6	2'05.592	5 201,8	1'58.825	7 194,2		
42	14 E. DE LA VEGA Yamaha YZF-R3	FRA	<b>1'57.948</b>	22 206,9	1'58.663	11 206,9			2'06.739	6 193,9			<b>1'57.948</b>	5 205,7
43	64 H. DE CANCELLIS Yamaha YZF-R3	FRA	<b>1'58.033</b>	32 207,2	1'58.451	13 207,2	2'20.608	8 200,0	2'11.229	1 189,4			<b>1'58.033</b>	10 204,9
44	28 N. BERNABÈ Kawasaki Ninja 400	ITA	<b>1'58.203</b>	24 212,1	1'58.729	13 208,9			2'09.932	6 198,5			<b>1'58.203</b>	5 212,1
45	23 S. MARKARIAN Yamaha YZF-R3	FRA	<b>1'58.263</b>	25 210,1	<b>1'58.263</b>	11 210,1	2'35.070	4 183,6					1'59.113	10 203,7
46	98 T. BERCOT Yamaha YZF-R3	FRA	<b>1'58.459</b>	30 206,5	<b>1'58.459</b>	11 206,5	2'19.006	4 196,3	2'09.322	5 194,2			1'59.014	10 203,0
47	47 M. CERVENKA Kawasaki Ninja 400	CZE	<b>1'58.771</b>	33 204,1	1'59.943	11 198,1	2'21.241	7 196,3	2'11.258	5 197,8			<b>1'58.771</b>	10 204,1
48	62 D. KUBAN Kawasaki Ninja 400	CZE	<b>1'58.889</b>	36 205,7	1'59.121	12 204,5	2'15.966	8 196,7	2'11.825	6 194,6			<b>1'58.889</b>	10 205,7
49	93 A. QUINET Kawasaki Ninja 400	FRA	<b>1'58.901</b>	36 202,6	2'00.177	11 202,6	2'18.053	10 193,9	2'14.367	5 193,9			<b>1'58.901</b>	10 200,0
50	68 J. IOVERNO Kawasaki Ninja 400	ITA	<b>1'58.983</b>	21 210,1	1'59.132	13 207,6			2'11.108	6 199,6			<b>1'58.983</b>	2 210,1

19/09/2020

These data/results cannot be reproduced, stored and/or transmitted in whole or in part by any manner of electronic, mechanical, photocopying, recording, broadcasting or otherwise now known or herein after developed without the previous express consent by the copyright owner, except for reproduction in daily press and regular printed publications on sale to the public within 60 days of the event related to those data/results and always provided that copyright symbol appears together as follows below.

© DORNA WSBK ORGANIZATION Srl 2020





Circuit de Barcelona 4.627 m

## Acerbis Catalunya Round, 18 - 20 September 2020

### Best Laps & Speed

3 / 3

No.	Rider Bike	Nat	Best Lap		FP1		FP2		FP3		SP		LCR				
			LL	SPD	LL	SPD	LL	SPD	LL	SPD	LL	SPD	LL	SPD			
51	<b>5 J. CORRAL ARIAS</b> Yamaha YZF-R3	ESP	<b>1'58.987</b>		1'59.292		2'22.392		2'07.164				<b>1'58.987</b>				
			29	203,0	10	<b>203,0</b>	3	183,0	6	193,2			10	201,1			
52	<b>3 M. GAGGI</b> Yamaha YZF-R3	ITA	<b>1'59.272</b>		1'59.896		2'21.549		2'01.191				<b>1'59.272</b>				
			35	208,4	12	205,7	6	190,4	7	200,7			10	<b>208,4</b>			
53	<b>59 A. ZANCA</b> Kawasaki Ninja 400	ITA	<b>1'59.534</b>		2'00.755				2'09.589				<b>1'59.534</b>				
			26	204,1	10	197,0			6	193,2			10	<b>204,1</b>			
54	<b>18 I. OFFER</b> Kawasaki Ninja 400	GBR	<b>1'59.973</b>		2'01.455		2'22.626		2'03.287				<b>1'59.973</b>				
			40	205,7	13	198,1	11	189,8	6	196,7			10	<b>205,7</b>			
55	<b>37 P. FRAGOSO</b> Yamaha YZF-R3	POR	<b>2'00.238</b>		2'02.721				2'04.253				<b>2'00.238</b>				
			30	205,7	14	199,2			6	204,1			10	<b>205,7</b>			
56	<b>77 L. GRUAU</b> Kawasaki Ninja 400	FRA	<b>2'02.588</b>		<b>2'02.588</b>		2'24.435						2'02.861				
			30	203,0	13	<b>203,0</b>	7	194,2					10	198,1			

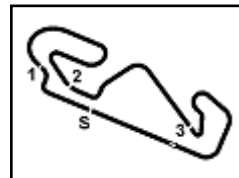
19/09/2020

These data/results cannot be reproduced, stored and/or transmitted in whole or in part by any manner of electronic, mechanical, photocopying, recording, broadcasting or otherwise now known or herein after developed without the previous express consent by the copyright owner, except for reproduction in daily press and regular printed publications on sale to the public within 60 days of the event related to those data/results and always provided that copyright symbol appears together as follows below.

© DORNA WSBK ORGANIZATION Srl 2020







## Acerbis Catalunya Round, 18 - 20 September 2020

### Starting Grid - Race 1

10 Laps x 4,627 km = 46,270 km

Circuit de Barcelona 4.627 m

1	69 BOOTH-AMOS T. Kawasaki 1'56.227	2	61 OKAYA Y. Kawasaki 1'56.262	3	9 GRASSIA P. Kawasaki 1'56.326	
2	4	88 IERACI B. Kawasaki 1'56.489	5	10 ORRADRE U. Yamaha 1'56.697	6	25 KROH A. Yamaha 1'56.715
3	7	81 HEREDIA A. Kawasaki 1'56.742	8	43 GARCIA M. Kawasaki 1'56.764	9	99 HUERTAS A. Yamaha 1'56.797
4	10	46 DI SORA S. Kawasaki 1'56.799	11	15 COPPOLA A. Kawasaki 1'56.836	12	8 PEREZ M. Kawasaki 1'56.870
5	13	6 BUIS J. Kawasaki 1'56.877	14	27 ROVELLI F. Kawasaki 1'57.042	15	58 IGLESIAS BRAVO I Kawasaki 1'57.092
6	16	84 ALOISI K. Yamaha 1'57.107	17	78 MOGEDA D. Kawasaki 1'57.144	18	17 MEUFFELS K. Kawasaki 1'57.196
7	19	2 CARRION A. Kawasaki 1'57.227	20	22 KALININ N. Kawasaki 1'57.290	21	85 SABATUCCI K. Kawasaki 1'57.299
8	22	7 GIMBERT J. Kawasaki 1'57.347	23	73 PEREZ GONZALEZ J Yamaha 1'57.426	24	87 KAWAKAMI T. Yamaha 1'57.587
9	25	45 MACAN F. Yamaha 1'57.692	26	75 PEREZ CASAS F. Yamaha 1'57.783	27	83 KAWAKAMI M. Yamaha 1'57.786
10	28	42 GARCIA ABELLA I. Kawasaki 1'58.825	29	95 DEROUE S. Kawasaki	30	* 48 BRIANTI T. Kawasaki 1'57.179
11	31	54 SOFUOGLU B. Yamaha	32	64 DE CANCELLIS H. Yamaha	33	19 RODRIGUEZ NUNEZ Yamaha
12	34	26 GENNAI M. Yamaha	35	80 MASTROLUCA G. Kawasaki		

N.52 (Konig O.) will not take part in the race. Declared unfit after SP  
N.48 (Brianti T.) has been demoted by 12 grid positions according to Art. 1.21.2

19/09/2020 The Race Director .....

\* = Penalized

These data/results cannot be reproduced, stored and/or transmitted in whole or in part by any manner of electronic, mechanical, photocopying, recording, broadcasting or otherwise now known or herein after developed without the previous express consent by the copyright owner, except for reproduction in daily press and regular printed publications on sale to the public within 60 days of the event related to those data/results and always provided that copyright symbol appears together as follows below.

© DORNA WSBK ORGANIZATION Srl 2020

