

## Acerbis Catalunya Round, 18 - 20 September 2020

### Results Race 1

Laps 10 = 46,270 Km - Time of Race 21'45.823 - Avg. 127,561 km/h

Circuit de Barcelona 4.627 m

1 / 2

Pos	Grid	No.	Rider	Nat	Team	Bike	Class	LL	Gap	Rel.	Fastest Lap	Speed	Qualifying	Speed
1	1	69	T. BOOTH-AMOS	GBR	RT Motorsports by SKM - Kawasaki	Kawasaki Ninja 400	B	10			2'08.471	195,3	1'56.227	208,1
2	10	46	S. DI SORA	FRA	Leader Team Flembbo	Kawasaki Ninja 400	A	10	6.336	6.336	2'08.624	198,2	1'56.799	209,3
3	8	43	M. GARCIA	ESP	2R Racing	Kawasaki Ninja 400	A	10	6.391	0.055	2'08.151	201,5	1'56.764	206,1
4	12	8	M. PEREZ	ESP	Prodina Ircos Team WorldSSP300	Kawasaki Ninja 400	A	10	6.596	0.205	2'08.661	201,1	1'56.870	210,9
5	13	6	J. BUIS	NED	MTM Kawasaki MOTOPOST	Kawasaki Ninja 400	A	10	15.200	8.604	2'07.258	206,9	1'56.877	201,9
6	14	27	F. ROVELLI	ITA	Kawasaki ParkinGO Team	Kawasaki Ninja 400	A	10	16.125	0.925	2'07.910	200,4	1'57.042	209,7
7	33	19	V. RODRIGUEZ NUNEZ	ESP	EAB Ten Kate Racing	Yamaha YZF-R3	A	10	16.388	0.263	2'07.693	209,3		
8	18	17	K. MEUFFELS	NED	MTM Kawasaki MOTOPOST	Kawasaki Ninja 400	A	10	16.469	0.081	2'07.684	207,7	1'57.196	212,6
9	31	54	B. SOFUOGLU	TUR	Biblion Motoxrcing Yamaha WorldSSP300	Yamaha YZF-R3	B	10	16.810	0.341	2'07.825	205,7		
10	22	7	J. GIMBERT	FRA	GP Project	Kawasaki Ninja 400	A	10	18.331	1.521	2'08.802	205,7	1'57.347	209,7
11	24	87	T. KAWAKAMI	BRA	Yamaha MS Racing	Yamaha YZF-R3	B	10	20.798	2.467	2'10.449	196,4	1'57.587	208,1
12	11	15	A. COPPOLA	ITA	Kawasaki GP Project	Kawasaki Ninja 400	B	10	26.823	6.025	2'09.801	201,9	1'56.836	208,9
13	29	95	S. DEROUÉ	NED	MTM Kawasaki MOTOPOST	Kawasaki Ninja 400	B	10	31.150	4.327	2'10.031	206,9		
14	32	64	H. DE CANCELLIS	FRA	Team TRASIMENO	Yamaha YZF-R3	B	10	32.423	1.273	2'08.337	205,7		
15	27	83	M. KAWAKAMI	BRA	Team Brasil AD 78	Yamaha YZF-R3	B	10	32.602	0.179	2'10.605	202,2	1'57.786	206,5
16	25	45	F. MACAN	BRA	Team Brasil AD 78	Yamaha YZF-R3	A	10	32.673	0.071	2'09.384	201,5	1'57.692	209,3
17	28	42	I. GARCIA ABELLA	ESP	Alarxa Team Pons	Kawasaki Ninja 400	A	10	32.701	0.028	2'08.999	203,8	1'58.825	194,2
18	21	85	K. SABATUCCI	ITA	Kawasaki GP Project	Kawasaki Ninja 400	B	10	34.500	1.799	2'09.676	202,6	1'57.299	208,5
19	26	75	F. PEREZ CASAS	ESP	ETG Racing	Yamaha YZF-R3	B	10	36.258	1.758	2'10.801	202,6	1'57.783	212,2
20	5	10	U. ORRADRE	ESP	Yamaha MS Racing	Yamaha YZF-R3	A	10	36.545	0.287	2'10.685	210,5	1'56.697	209,7
21	34	26	M. GENNAI	ITA	Team BrCorse	Yamaha YZF-R3	A	10	43.278	6.733	2'11.560	201,5		
22	23	73	J. PEREZ GONZALEZ	ESP	Machado Came SBK	Yamaha YZF-R3	B	10	44.121	0.843	2'09.824	208,1	1'57.426	202,2
23	19	2	A. CARRION	ESP	Smrz Racing - Willi Race	Kawasaki Ninja 400	A	10	1'01.569	17.448	2'13.711	203,4	1'57.227	202,6
24	17	78	D. MOGEDA	ESP	OUTDO Kawasaki TPR	Kawasaki Ninja 400	A	10	1'07.546	5.977	2'13.910	202,6	1'57.144	208,5
25	6	25	A. KROH	GER	Yamaha MS Racing	Yamaha YZF-R3	A	10	1'07.923	0.377	2'13.242	201,5	1'56.715	209,3
26	35	80	G. MASTROLUCA	ITA	GP Project	Kawasaki Ninja 400	B	10	1'12.357	4.434	2'13.445	200,7		
27	2	61	Y. OKAYA	JPN	MTM Kawasaki MOTOPOST	Kawasaki Ninja 400	B	10	1'12.910	0.553	2'14.343	206,5	1'56.262	210,9
28	9	99	A. HUERTAS	ESP	ProGP Racing	Yamaha YZF-R3	B	9	1 Lap	1 Lap	2'14.784	201,9	1'56.797	202,2
29	7	81	A. HEREDIA	ESP	DEZA-ISMABON Racing Team	Kawasaki Ninja 400	B	7	3 Laps	2 Laps	2'12.503	199,6	1'56.742	209,7
-----Not Classified-----														
RET	16	84	K. ALOISI	ITA	ProGP Racing	Yamaha YZF-R3	A	5	5 Laps		2'11.749	199,3	1'57.107	200,0
RET	4	88	B. IERACI	ITA	Kawasaki GP Project	Kawasaki Ninja 400	A	3	7 Laps		2'13.035	201,5	1'56.489	211,4
RET	15	58	I. IGLESIAS BRAVO	ESP	Scuderia Maranga Racing	Kawasaki Ninja 400	B	2	8 Laps			200,0	1'57.092	202,6
RET	20	22	N. KALININ	UKR	Battley-RT Motorsports by SKM-Kawasaki	Kawasaki Ninja 400	A	1	9 Laps			201,1	1'57.290	212,6
RET	3	9	P. GRASSIA	ITA	Team CHIODO Moto Racing	Kawasaki Ninja 400	A	0				170,1	1'56.326	212,6
-----Disqualified-----														
DSQ	30	48	T. BRIANTI	ITA	Prodina Ircos Team WorldSSP300	Kawasaki Ninja 400	B	10	47.697		2'11.146	211,4	1'57.179	208,9

AIR	Humidity:	84%	Temp:	22°C
TRACK	Condition:	Wet	Temp:	29°C

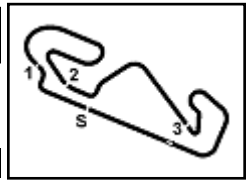
Records	Pole (SP)	2020	T.Booth-Amos	1'56.227	143,32 Km/h
	All Times (SP)	2020	T.Booth-Amos	1'56.227	143,32 Km/h
Race Fastest Lap	(New Record)	Lap 10	J.Buis	2'07.258	130,89 Km/h

Start 16:46 End 17:11 The results are provisional until the end of the time limit for protests and appeals and the completion of the technical checks.

19/09/2020  
 These data/results cannot be reproduced, stored and/or transmitted in whole or in part by any manner of electronic, mechanical, photocopying, recording, broadcasting or otherwise now known or herein after developed without the previous express consent by the copyright owner, except for reproduction in daily press and regular printed publications on sale to the public within 60 days of the event related to those data/results and always provided that copyright symbol appears together as follows below.

© DORNA WSBK ORGANIZATION Srl 2020





## Acerbis Catalunya Round, 18 - 20 September 2020

### Results Race 1

Circuit de Barcelona 4.627 m

2 / 2

LAP LEADERS				
No.	Rider	From	To	Total
69	T. BOOTH-AMOS	1	10	10

TOTAL LEADER LAPS				
No.	Rider	Laps	No.	Rider
6	J. BUIS	28	48	T. BRIANTI
11	A. CARRASCO	18	88	B. IERACI
69	T. BOOTH-AMOS	17	19	V. RODRIGUEZ NUNEZ
10	U. ORRADRE	7		
54	B. SOFUOGLU	7		
95	S. DEROUE	6		
61	Y. OKAYA	5		

N.48 (Brianti T.) has been disqualified for infringement of art 2.7.8.2 and 2.7.8.5 (Estoril decision)

### Race Highlights

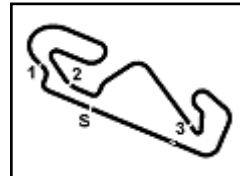
Time	No. Rider	Description
16.43.05		Warm-up Lap Start
16.46.38		Start
16.47.12	81 Heredia	Crashed - Turn 2
16.47.59	9 Grassia	Crashed - Turn 5
16.48.06	81 Heredia	Re-joined
16.48.18	9 Grassia	Not Actively Competing
16.48.24		No Jump Start
16.50.07	81 Heredia	Entered Pits
16.50.13	58 Iglesias Bravo	Crashed - Turn 5
16.50.13	22 Kalinin	Crashed - Turn 5
16.50.48	22 Kalinin	Not Actively Competing
16.50.57	58 Iglesias Bravo	Re-joined
16.53.01	58 Iglesias Bravo	Entered Pits
16.53.49	88 Ieraci	Crashed - Turn 2
16.54.05	88 Ieraci	Not Actively Competing
16.55.26	58 Iglesias Bravo	Not Actively Competing
16.55.40	99 Huertas	Crashed - Re-Joined - Turn 10
16.56.06	99 Huertas	Entered Pits
16.56.15	81 Heredia	Exited Pits
16.58.01	99 Huertas	Exited Pits
16.58.26	84 Aloisi	Crashed - Turn 2
16.58.53	84 Aloisi	Not Actively Competing
16.59.50		2/3 of Race Distance Completed
17.08.45		Results to be confirmed
17.10.55		Results confirmed
17.11.00		End Of Session

19/09/2020 Start 16:46 End 17:11 The results are provisional until the end of the time limit for protests and appeals and the completion of the technical checks.

These data/results cannot be reproduced, stored and/or transmitted in whole or in part by any manner of electronic, mechanical, photocopying, recording, broadcasting or otherwise now known or herein after developed without the previous express consent by the copyright owner, except for reproduction in daily press and regular printed publications on sale to the public within 60 days of the event related to those data/results and always provided that copyright symbol appears together as follows below.

© DORNA WSBK ORGANIZATION Srl 2020





Circuit de Barcelona 4.627 m

**Acerbis Catalunya Round, 18 - 20 September 2020**
**Lap Chart Race 1**

1 / 4

Lap										
	1	2	3	4	5	6	7	8	9	10
1	69	69	69	69	69	69	69	69	69	69
2	46	46	43	43	43	43	46	8	46	46
3	88	88	46	8	8	8	8	43	8	43
4	8	43	8	46	46	46	43	46	43	8
5	43	8	88	87	87	87	87	19	6	6
6	87	87	87	27	27	19	27	27	27	27
7	6	6	17	17	19	27	19	6	19	19
8	17	17	6	6	7	6	6	87	17	17
9	61	15	27	7	6	7	17	17	54	54
10	15	27	7	84	17	17	7	54	7	7
11	84	7	15	15	54	54	54	7	87	87
12	27	84	84	54	84	15	15	15	15	15
13	22	19	19	19	15	95	83	95	95	95
14	7	54	54	95	95	83	95	83	83	64
15	85	95	95	42	83	45	64	64	45	83
16	42	42	42	85	85	85	45	45	42	45
17	95	85	85	83	42	64	42	42	64	42
18	19	61	83	45	45	42	85	85	85	85
19	54	2	2	64	64	75	75	75	75	75
20	58	83	45	75	75	10	10	10	10	10
21	2	45	64	10	10	26	26	26	26	26
22	83	75	75	2	26	48	73	73	73	73
23	45	73	10	26	2	2	48	48	48	48
24	73	64	26	48	48	73	2	2	2	2
25	25	26	61	73	73	78	25	78	78	78
26	75	10	73	61	78	25	78	25	25	25
27	26	25	48	25	25	61	61	61	61	80
28	10	48	99	78	61	80	80	80	80	61
29	64	99	25	80	80	99	99	99	99	
30	78	78	80	99	99	81	81			
31	99	80	78	81	81					
32	80	58	81							
33	48	81								
34	81									

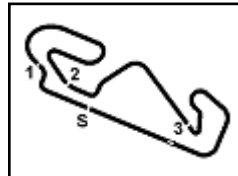
Final Result		
1	69 T. BOOTH-AMOS	Laps 10
2	46 S. DI SORA	6.336
3	43 M. GARCIA	6.391
4	8 M. PEREZ	6.596
5	6 J. BUIS	15.200
6	27 F. ROVELLI	16.125
7	19 V. RODRIGUEZ NUNE	16.388
8	17 K. MEUFFELS	16.469
9	54 B. SOFUOGLU	16.810
10	7 J. GIMBERT	18.331
11	87 T. KAWAKAMI	20.798
12	15 A. COPPOLA	26.823
13	95 S. DEROUE	31.150
14	64 H. DE CANCELLIS	32.423
15	83 M. KAWAKAMI	32.602
16	45 F. MACAN	32.673
17	42 I. GARCIA ABELLA	32.701
18	85 K. SABATUCCI	34.500
19	75 F. PEREZ CASAS	36.258
20	10 U. ORRADRE	36.545
21	26 M. GENNAI	43.278
22	73 J. PEREZ GONZALEZ	44.121
23	2 A. CARRION	1'01.569
24	78 D. MOGEDA	1'07.546
25	25 A. KROH	1'07.923
26	80 G. MASTROLUCA	1'12.357
27	61 Y. OKAYA	1'12.910
28	99 A. HUERTAS	1 Lap
29	81 A. HEREDIA	3 Laps
RET	84 K. ALOISI	5 Laps
RET	88 B. IERACI	7 Laps
RET	58 I. IGLESIAS BRAVO	8 Laps
RET	22 N. KALININ	9 Laps
RET	9 P. GRASSIA	
DSQ	48 T. BRIANTI	47.697

19/09/2020

These data/results cannot be reproduced, stored and/or transmitted in whole or in part by any manner of electronic, mechanical, photocopying, recording, broadcasting or otherwise now known or herein after developed without the previous express consent by the copyright owner, except for reproduction in daily press and regular printed publications on sale to the public within 60 days of the event related to those data/results and always provided that copyright symbol appears together as follows below.

© DORNA WSBK ORGANIZATION Srl 2020





## Acerbis Catalunya Round, 18 - 20 September 2020

### Lap Chart Race 1

Circuit de Barcelona 4.627 m

2 / 4

Lap 1		
1	69 T.Booth-Amos	2'16.128
2	46 S.Di Sora	1.196
3	88 B.Ieraci	1.457
4	8 M.Perez	3.079
5	43 M.Garcia	3.112
6	87 T.Kawakami	3.739
7	6 J.Buis	5.524
8	17 K.Meuffels	6.433
9	61 Y.Okaya	6.467
10	15 A.Coppola	6.607
11	84 K.Aloisi	7.532
12	27 F.Rovelli	7.590
13	22 N.Kalinin	7.824
14	7 J.Gimbert	7.966
15	85 K.Sabatucci	8.377
16	42 I.Garcia Abella	8.434
17	95 S.Deroue	8.651
18	19 V.Rodriguez Nunez	8.798
19	54 B.Sofuoglu	8.893
20	58 I.Iglesias Bravo	9.429
21	2 A.Carrion	9.516
22	83 M.Kawakami	11.262
23	45 F.Macan	11.661
24	73 J.Perez Gonzalez	12.065
25	25 A.Kroh	12.080
26	75 F.Perez Casas	12.518
27	26 M.Gennai	13.059
28	10 U.Orradre	13.530
29	64 H.De Cancellis	13.673
30	78 D.Mogeda	13.878
31	99 A.Huertas	14.470
32	80 G.Mastroluca	14.503
33	48 T.Brianti	14.517
34	81 A.Heredia	1'34.411

3	46 S.Di Sora	4.788
4	8 M.Perez	5.267
5	88 B.Ieraci	5.881
6	87 T.Kawakami	7.726
7	17 K.Meuffels	12.684
8	6 J.Buis	13.097
9	27 F.Rovelli	13.997
10	7 J.Gimbert	14.104
11	15 A.Coppola	14.237
12	84 K.Aloisi	14.711
13	19 V.Rodriguez Nunez	15.145
14	54 B.Sofuoglu	15.310
15	95 S.Deroue	16.466
16	42 I.Garcia Abella	17.900
17	85 K.Sabatucci	18.360
18	83 M.Kawakami	20.436
19	2 A.Carrion	20.808
20	45 F.Macan	21.161
21	64 H.De Cancellis	21.901
22	75 F.Perez Casas	22.581
23	10 U.Orradre	22.904
24	26 M.Gennai	23.200
25	61 Y.Okaya	23.574
26	73 J.Perez Gonzalez	23.758
27	48 T.Brianti	23.848
28	99 A.Huertas	24.514
29	25 A.Kroh	24.866
30	80 G.Mastroluca	27.090
31	78 D.Mogeda	27.572
32	81 A.Heredia	

Lap 4		
1	69 T.Booth-Amos	8'49.364
2	43 M.Garcia	4.982
3	8 M.Perez	5.391
4	46 S.Di Sora	5.449
5	87 T.Kawakami	9.743
6	27 F.Rovelli	14.907
7	17 K.Meuffels	15.159
8	6 J.Buis	15.263
9	7 J.Gimbert	15.399
10	84 K.Aloisi	15.964
11	15 A.Coppola	16.136
12	54 B.Sofuoglu	16.148
13	19 V.Rodriguez Nunez	16.306
14	95 S.Deroue	18.829
15	42 I.Garcia Abella	21.708
16	85 K.Sabatucci	21.952
17	83 M.Kawakami	22.068
18	45 F.Macan	23.372
19	64 H.De Cancellis	23.826
20	75 F.Perez Casas	24.498
21	10 U.Orradre	25.240
22	2 A.Carrion	25.611
23	26 M.Gennai	25.660
24	48 T.Brianti	28.524
25	73 J.Perez Gonzalez	29.875
26	61 Y.Okaya	31.422
27	25 A.Kroh	31.599
28	78 D.Mogeda	32.995
29	80 G.Mastroluca	34.485
30	99 A.Huertas	1'00.972
31	81 A.Heredia	

Lap 5		
1	69 T.Booth-Amos	10'59.591
2	43 M.Garcia	5.253
3	8 M.Perez	5.401
4	46 S.Di Sora	5.460
5	87 T.Kawakami	12.045
6	27 F.Rovelli	15.479
7	19 V.Rodriguez Nunez	16.186
8	7 J.Gimbert	16.342
9	6 J.Buis	16.614
10	17 K.Meuffels	16.942

11	54 B.Sofuoglu	17.485
12	84 K.Aloisi	17.486
13	15 A.Coppola	17.601
14	95 S.Deroue	21.634
15	83 M.Kawakami	22.717
16	85 K.Sabatucci	24.193
17	42 I.Garcia Abella	24.280
18	45 F.Macan	24.584
19	64 H.De Cancellis	25.528
20	75 F.Perez Casas	26.304
21	10 U.Orradre	27.470
22	26 M.Gennai	28.604
23	2 A.Carrion	30.052
24	48 T.Brianti	32.195
25	73 J.Perez Gonzalez	33.553
26	78 D.Mogeda	38.174
27	25 A.Kroh	38.420
28	61 Y.Okaya	39.551
29	80 G.Mastroluca	41.955
30	99 A.Huertas	
31	81 A.Heredia	

Lap 6		
1	69 T.Booth-Amos	13'09.502
2	43 M.Garcia	5.266
3	8 M.Perez	5.322
4	46 S.Di Sora	5.379
5	87 T.Kawakami	13.583
6	19 V.Rodriguez Nunez	16.258
7	27 F.Rovelli	16.682
8	6 J.Buis	16.871
9	7 J.Gimbert	17.019
10	17 K.Meuffels	17.533
11	54 B.Sofuoglu	17.980
12	15 A.Coppola	18.500
13	95 S.Deroue	23.820
14	83 M.Kawakami	23.909
15	45 F.Macan	26.675
16	85 K.Sabatucci	26.953
17	64 H.De Cancellis	26.992
18	42 I.Garcia Abella	27.221
19	75 F.Perez Casas	27.312
20	10 U.Orradre	29.117
21	26 M.Gennai	31.345
22	48 T.Brianti	36.226
23	2 A.Carrion	36.577
24	73 J.Perez Gonzalez	36.922
25	78 D.Mogeda	43.587
26	25 A.Kroh	43.682
27	61 Y.Okaya	46.626
28	80 G.Mastroluca	49.649
29	99 A.Huertas	
30	81 A.Heredia	

Lap 7		
1	69 T.Booth-Amos	15'19.054
2	46 S.Di Sora	5.571
3	8 M.Perez	5.814
4	43 M.Garcia	5.894
5	87 T.Kawakami	15.815
6	27 F.Rovelli	16.193
7	19 V.Rodriguez Nunez	16.732
8	6 J.Buis	16.795
9	17 K.Meuffels	17.643
10	7 J.Gimbert	17.873
11	54 B.Sofuoglu	18.026
12	15 A.Coppola	18.749
13	83 M.Kawakami	25.067
14	95 S.Deroue	25.494
15	64 H.De Cancellis	28.394
16	45 F.Macan	28.431
17	42 I.Garcia Abella	28.653
18	85 K.Sabatucci	29.213
19	75 F.Perez Casas	29.284
20	10 U.Orradre	30.698

Lap 8		
1	69 T.Booth-Amos	17'27.922
2	8 M.Perez	6.832
3	43 M.Garcia	6.867
4	46 S.Di Sora	6.953
5	19 V.Rodriguez Nunez	17.247
6	27 F.Rovelli	17.322
7	6 J.Buis	17.527
8	87 T.Kawakami	17.605
9	17 K.Meuffels	17.929
10	54 B.Sofuoglu	18.134
11	7 J.Gimbert	18.363
12	15 A.Coppola	20.018
13	95 S.Deroue	28.388
14	83 M.Kawakami	28.473
15	64 H.De Cancellis	31.246
16	45 F.Macan	31.294
17	42 I.Garcia Abella	31.436
18	85 K.Sabatucci	31.995
19	75 F.Perez Casas	32.225
20	10 U.Orradre	32.515
21	26 M.Gennai	37.075
22	73 J.Perez Gonzalez	41.569
23	48 T.Brianti	42.049
24	2 A.Carrion	47.013
25	78 D.Mogeda	56.230
26	25 A.Kroh	57.036
27	61 Y.Okaya	1'00.645
28	80 G.Mastroluca	1'02.593
29	99 A.Huertas	

Lap 9		
1	69 T.Booth-Amos	19'36.393
2	46 S.Di Sora	7.142
3	8 M.Perez	7.365
4	43 M.Garcia	7.670
5	6 J.Buis	17.372
6	27 F.Rovelli	17.645
7	19 V.Rodriguez Nunez	18.125
8	17 K.Meuffels	18.215
9	54 B.Sofuoglu	18.415
10	7 J.Gimbert	18.959
11	87 T.Kawakami	19.779
12	15 A.Coppola	22.582
13	95 S.Deroue	29.948
14	83 M.Kawakami	30.607
15	45 F.Macan	32.719
16	42 I.Garcia Abella	33.132
17	64 H.De Cancellis	33.516
18	85 K.Sabatucci	34.254
19	75 F.Perez Casas	34.555
20	10 U.Orradre	35.100
21	26 M.Gennai	40.861
22	73 J.Perez Gonzalez	43.727
23	48 T.Brianti	44.958
24	2 A.Carrion	54.689
25	78 D.Mogeda	1'03.066
26	25 A.Kroh	1'04.111
27	61 Y.Okaya	1'07.997
28	80 G.Mastroluca	1'08.342
29	99 A.Huertas	

Lap 10		
1	69 T.Booth-Amos	21'45.823

19/20/2020

These data/results cannot be reproduced, stored and/or transmitted in whole or in part by any manner of electronic, mechanical, photocopying, recording, broadcasting or otherwise now known or herein after developed without the previous express consent by the copyright owner, except for reproduction in daily press and regular printed publications on sale to the public within 60 days of the event related to those data/results and always provided that copyright symbol appears together as follows below.

© DORNA WSBK ORGANIZATION Srl 2020



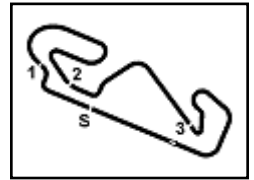
Official Fuel Supplier



Official Tyre Supplier



Official Timekeeper



Circuit de Barcelona 4.627 m

3 / 4

## Acerbis Catalunya Round, 18 - 20 September 2020

### Lap Chart Race 1

2	46	S.Di Sora	6.336
3	43	M.Garcia	6.391
4	8	M.Perez	6.596
5	6	J.Buis	15.200
6	27	F.Rovelli	16.125
7	19	V.Rodriguez Nunez	16.388
8	17	K.Meuffels	16.469
9	54	B.Sofuoglu	16.810
10	7	J.Gimbert	18.331
11	87	T.Kawakami	20.798
12	15	A.Coppola	26.823
13	95	S.Deroue	31.150
14	64	H.De Cancellis	32.423
15	83	M.Kawakami	32.602
16	45	F.Macan	32.673
17	42	I.Garcia Abella	32.701
18	85	K.Sabatucci	34.500
19	75	F.Perez Casas	36.258
20	10	U.Orradre	36.545
21	26	M.Gennai	43.278
22	73	J.Perez Gonzalez	44.121
23	48	T.Brianti	47.697
24	2	A.Carrion	1'01.569
25	78	D.Mogeda	1'07.546
26	25	A.Kroh	1'07.923
27	80	G.Mastroluca	1'12.357
28	61	Y.Okaya	1'12.910

19/09/2020

These data/results cannot be reproduced, stored and/or transmitted in whole or in part by any manner of electronic, mechanical, photocopying, recording, broadcasting or otherwise now known or herein after developed without the previous express consent by the copyright owner, except for reproduction in daily press and regular printed publications on sale to the public within 60 days of the event related to those data/results and always provided that copyright symbol appears together as follows below.

© DORNA WSBK ORGANIZATION Srl 2020



Official Fuel Supplier

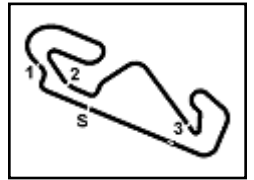


PIRELLI PERUGIA TIMING

Official Tyre Supplier



Official Timekeeper



Circuit de Barcelona 4.627 m

4 / 4

## Acerbis Catalunya Round, 18 - 20 September 2020

### Lap Chart Race 1

#### Race Pace Comparison

	69 Boo	46 DiS	43 Gar	8 Per	6 Bui	27 Rov	19 Rod	17 Meu	54 Sof	7 Gim	87 KaT	15 Cop	95 Der	64 DeC
1	2'16.128	2'17.324	2'19.240	2'19.207	2'21.652	2'23.718	2'24.926	2'22.561	2'25.021	2'24.094	2'19.867	2'22.735	2'24.779	2'29.801
2	2'11.572	2'13.498	2'12.565	2'13.051	2'15.537	2'15.454	2'15.753	2'15.031	2'15.863	2'15.130	2'13.455	2'16.091	2'16.636	2'16.624
3	2'10.915	2'12.581	2'11.523	2'11.624	2'14.523	2'13.440	2'13.081	2'13.707	2'13.041	2'13.495	2'13.019	2'14.026	2'13.666	2'14.091
4	2'10.749	2'11.410	2'11.018	2'10.873	2'12.915	2'11.659	2'11.910	2'13.224	2'11.587	2'12.044	2'12.766	2'12.648	2'13.112	2'12.674
5	2'10.227	2'10.238	2'10.498	2'10.237	2'11.578	2'10.799	2'10.107	2'12.010	2'11.564	2'11.170	2'12.529	2'11.692	2'13.032	2'11.929
6	2'09.911	2'09.830	2'09.924	2'09.832	2'10.168	2'11.114	2'09.983	2'10.502	2'10.406	2'10.588	2'11.449	2'10.810	2'12.097	2'11.375
7	2'09.552	2'09.744	2'10.180	2'10.044	2'09.476	2'09.063	2'10.026	2'09.662	2'09.598	2'10.406	2'11.784	<b>2'09.801</b>	2'11.226	2'10.954
8	2'08.868	2'10.250	2'09.841	2'09.886	2'09.600	2'09.997	2'09.383	2'09.154	2'08.976	2'09.358	2'10.658	2'10.137	2'11.762	2'11.720
9	<b>2'08.471</b>	2'08.660	2'09.274	2'09.004	2'08.316	2'08.794	2'09.349	2'08.757	2'08.752	2'09.067	2'10.645	2'11.035	<b>2'10.031</b>	2'10.741
10	2'09.430	<b>2'08.624</b>	<b>2'08.151</b>	<b>2'08.661</b>	<b>2'07.258</b>	<b>2'07.910</b>	<b>2'07.693</b>	<b>2'07.684</b>	<b>2'07.825</b>	<b>2'08.802</b>	<b>2'10.449</b>	2'13.671	2'10.632	<b>2'08.337</b>

	83 KaM	45 Mac	42 Gar	85 Sab	75 Per	10 Orr	26 Gen	73 PGo	2 Crr	78 Mog	25 Kro	80 Mas	61 Oka	99 Hue
1	2'27.390	2'27.789	2'24.562	2'24.505	2'28.646	2'29.658	2'29.187	2'28.193	2'25.644	2'30.006	2'28.208	2'30.631	2'22.595	2'30.598
2	2'16.917	2'16.965	2'17.376	2'17.545	2'16.129	2'17.098	2'17.286	2'18.198	2'17.609	2'19.259	2'19.097	2'18.756	2'20.621	2'17.747
3	2'14.744	2'15.022	2'14.577	2'14.925	2'16.421	2'14.763	2'15.342	2'15.982	2'16.170	2'16.922	2'16.176	2'16.318	2'18.973	<b>2'14.784</b>
4	2'12.381	2'12.960	2'14.557	2'14.341	2'12.666	2'13.085	2'13.209	2'16.866	2'15.552	2'16.172	2'17.482	2'18.144	2'18.597	2'47.207
5	2'10.876	2'11.439	2'12.799	2'12.468	2'12.033	2'12.457	2'13.171	2'13.905	2'14.668	2'15.406	2'17.048	2'17.697	2'18.356	4'00.305
6	2'11.103	2'12.002	2'12.852	2'12.671	2'10.919	2'11.558	2'12.652	2'13.280	2'16.436	2'15.324	2'15.173	2'17.605	2'16.986	2'15.684
7	2'10.710	2'11.308	2'10.984	2'11.812	2'11.524	2'11.133	2'12.590	2'11.772	<b>2'13.711</b>	2'15.784	2'15.129	2'16.177	2'16.080	2'16.172
8	2'12.274	2'11.731	2'11.651	2'11.650	2'11.809	<b>2'10.685</b>	<b>2'11.560</b>	2'11.295	2'15.145	2'15.279	2'16.645	2'15.187	2'16.359	2'15.580
9	<b>2'10.605</b>	2'09.896	2'10.167	2'10.730	<b>2'10.801</b>	2'11.056	2'12.257	2'10.629	2'16.147	2'15.307	2'15.546	2'14.220	2'15.823	2'15.028
10	2'11.425	<b>2'09.384</b>	<b>2'08.999</b>	<b>2'09.676</b>	2'11.133	2'10.875	2'11.847	<b>2'09.824</b>	2'16.310	<b>2'13.910</b>	<b>2'13.242</b>	<b>2'13.445</b>	<b>2'14.343</b>	

	48 Bri	81 Her	84 Alo	88 ler	58 Igl	22 Kai
1	2'30.645	3'50.539	2'23.660	2'17.585	2'25.557	2'23.952
2	2'17.367	8'16.145	2'16.473	2'13.876	4'25.347	
3	2'14.451	2'17.184	2'13.193	<b>2'13.035</b>		
4	2'15.425	2'15.002	2'12.002			
5	2'13.898	2'13.648	<b>2'11.749</b>			
6	2'13.942	<b>2'12.503</b>				
7	2'13.097	2'12.704				
8	<b>2'11.146</b>					
9	2'11.380					
10	2'12.169					

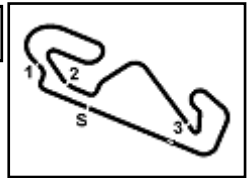
19/09/2020

These data/results cannot be reproduced, stored and/or transmitted in whole or in part by any manner of electronic, mechanical, photocopying, recording, broadcasting or otherwise now known or herein after developed without the previous express consent by the copyright owner, except for reproduction in daily press and regular printed publications on sale to the public within 60 days of the event related to those data/results and always provided that copyright symbol appears together as follows below.

© DORNA WSBK ORGANIZATION Srl 2020







## Acerbis Catalunya Round, 18 - 20 September 2020

### Best Sectors & Speed Race 1

Circuit de Barcelona 4.627 m

#### RESULTS

Pos	Rider	Team	Laps
1	69 T. BOOTH-AMOS	Kawasaki Ninja 400	10
2	46 S. DI SORA	Kawasaki Ninja 400	6.336
3	43 M. GARCIA	Kawasaki Ninja 400	6.391
4	8 M. PEREZ	Kawasaki Ninja 400	6.596
5	6 J. BUIS	Kawasaki Ninja 400	15.200
6	27 F. ROVELLI	Kawasaki Ninja 400	16.125
7	19 V. RODRIGUEZ NUNEZ	Yamaha YZF-R3	16.388
8	17 K. MEUFFELS	Kawasaki Ninja 400	16.469
9	54 B. SOFUOGLU	Yamaha YZF-R3	16.810
10	7 J. GIMBERT	Kawasaki Ninja 400	18.331
11	87 T. KAWAKAMI	Yamaha YZF-R3	20.798
12	15 A. COPPOLA	Kawasaki Ninja 400	26.823
13	95 S. DEROUE	Kawasaki Ninja 400	31.150
14	64 H. DE CANCELLIS	Yamaha YZF-R3	32.423
15	83 M. KAWAKAMI	Yamaha YZF-R3	32.602
16	45 F. MACAN	Yamaha YZF-R3	32.673
17	42 I. GARCIA ABELLA	Kawasaki Ninja 400	32.701
18	85 K. SABATUCCI	Kawasaki Ninja 400	34.500
19	75 F. PEREZ CASAS	Yamaha YZF-R3	36.258
20	10 U. ORRADRE	Yamaha YZF-R3	36.545
21	26 M. GENNAI	Yamaha YZF-R3	43.278
22	73 J. PEREZ GONZALEZ	Yamaha YZF-R3	44.121
23	2 A. CARRION	Kawasaki Ninja 400	1'01.569
24	78 D. MOGEDA	Kawasaki Ninja 400	1'07.546
25	25 A. KROH	Yamaha YZF-R3	1'07.923
26	80 G. MASTROLUCA	Kawasaki Ninja 400	1'12.357
27	61 Y. OKAYA	Kawasaki Ninja 400	1'12.910
28	99 A. HUERTAS	Yamaha YZF-R3	1 Lap
29	81 A. HEREDIA	Kawasaki Ninja 400	3 Laps
RET	84 K. ALOISI	Yamaha YZF-R3	5 Laps
RET	88 B. IERACI	Kawasaki Ninja 400	7 Laps
RET	58 I. IGLESIAS BRAVO	Kawasaki Ninja 400	8 Laps
RET	22 N. KALININ	Kawasaki Ninja 400	9 Laps
RET	9 P. GRASSIA	Kawasaki Ninja 400	
DSQ	48 T. BRIANTI	Kawasaki Ninja 400	47.697

#### SPEED

Pos	Rider	Team	Time
1	48 T. BRIANTI	Kawasaki Ninja 400	211,4
2	10 U. ORRADRE	Yamaha YZF-R3	210,5
3	19 V. RODRIGUEZ NUNEZ	Yamaha YZF-R3	209,3
4	73 J. PEREZ GONZALEZ	Yamaha YZF-R3	208,1
5	17 K. MEUFFELS	Kawasaki Ninja 400	207,7
6	95 S. DEROUE	Kawasaki Ninja 400	206,9
7	6 J. BUIS	Kawasaki Ninja 400	206,9
8	61 Y. OKAYA	Kawasaki Ninja 400	206,5
9	7 J. GIMBERT	Kawasaki Ninja 400	205,7
10	54 B. SOFUOGLU	Yamaha YZF-R3	205,7
11	64 H. DE CANCELLIS	Yamaha YZF-R3	205,7
12	42 I. GARCIA ABELLA	Kawasaki Ninja 400	203,8
13	2 A. CARRION	Kawasaki Ninja 400	203,4
14	78 D. MOGEDA	Kawasaki Ninja 400	202,6
15	85 K. SABATUCCI	Kawasaki Ninja 400	202,6
16	75 F. PEREZ CASAS	Yamaha YZF-R3	202,6
17	83 M. KAWAKAMI	Yamaha YZF-R3	202,2
18	15 A. COPPOLA	Kawasaki Ninja 400	201,9
19	99 A. HUERTAS	Yamaha YZF-R3	201,9
20	26 M. GENNAI	Yamaha YZF-R3	201,5
21	88 B. IERACI	Kawasaki Ninja 400	201,5
22	25 A. KROH	Yamaha YZF-R3	201,5
23	43 M. GARCIA	Kawasaki Ninja 400	201,5
24	45 F. MACAN	Yamaha YZF-R3	201,5
25	22 N. KALININ	Kawasaki Ninja 400	201,1
26	8 M. PEREZ	Kawasaki Ninja 400	201,1
27	80 G. MASTROLUCA	Kawasaki Ninja 400	200,7
28	27 F. ROVELLI	Kawasaki Ninja 400	200,4
29	58 I. IGLESIAS BRAVO	Kawasaki Ninja 400	200,0
30	81 A. HEREDIA	Kawasaki Ninja 400	199,6
31	84 K. ALOISI	Yamaha YZF-R3	199,3
32	46 S. DI SORA	Kawasaki Ninja 400	198,2
33	87 T. KAWAKAMI	Yamaha YZF-R3	196,4
34	69 T. BOOTH-AMOS	Kawasaki Ninja 400	195,3
35	9 P. GRASSIA	Kawasaki Ninja 400	170,1

#### SEG. 1

1	8 M. PEREZ	23.715
2	54 B. SOFUOGLU	23.914
3	6 J. BUIS	23.939
4	43 M. GARCIA	23.952
5	64 H. DE CANCELLIS	23.970
6	27 F. ROVELLI	23.989
7	19 V. RODRIGUEZ NUNEZ	23.998
8	7 J. GIMBERT	24.002
9	46 S. DI SORA	24.007
10	17 K. MEUFFELS	24.030
11	85 K. SABATUCCI	24.109
12	42 I. GARCIA ABELLA	24.164
13	87 T. KAWAKAMI	24.183
14	10 U. ORRADRE	24.203
15	48 T. BRIANTI	24.262
16	69 T. BOOTH-AMOS	24.287
17	45 F. MACAN	24.315
18	73 J. PEREZ GONZALEZ	24.372
19	75 F. PEREZ CASAS	24.424
20	15 A. COPPOLA	24.446
21	95 S. DEROUE	24.490
22	83 M. KAWAKAMI	24.595
23	88 B. IERACI	24.679
24	84 K. ALOISI	24.692
25	81 A. HEREDIA	24.752
26	26 M. GENNAI	24.782
27	80 G. MASTROLUCA	24.877
28	2 A. CARRION	24.914
29	99 A. HUERTAS	24.971
30	61 Y. OKAYA	25.000
31	78 D. MOGEDA	25.064
32	25 A. KROH	25.079
33	58 I. IGLESIAS BRAVO	25.484
34	22 N. KALININ	25.689
35	9 P. GRASSIA	30.760

#### SEG. 2

1	6 J. BUIS	38.724
2	27 F. ROVELLI	38.879
3	19 V. RODRIGUEZ NUNEZ	38.901
4	17 K. MEUFFELS	38.972
5	43 M. GARCIA	38.978
6	64 H. DE CANCELLIS	39.063
7	69 T. BOOTH-AMOS	39.173
8	7 J. GIMBERT	39.215
9	54 B. SOFUOGLU	39.274
10	95 S. DEROUE	39.351
11	46 S. DI SORA	39.361
12	42 I. GARCIA ABELLA	39.431
13	8 M. PEREZ	39.455
14	45 F. MACAN	39.491
15	85 K. SABATUCCI	39.532
16	87 T. KAWAKAMI	39.573
17	15 A. COPPOLA	39.678
18	73 J. PEREZ GONZALEZ	39.702
19	75 F. PEREZ CASAS	39.773
20	84 K. ALOISI	39.887
21	48 T. BRIANTI	40.024
22	83 M. KAWAKAMI	40.107
23	10 U. ORRADRE	40.166
24	26 M. GENNAI	40.172
25	81 A. HEREDIA	40.412
26	88 B. IERACI	40.652
27	80 G. MASTROLUCA	40.765
28	2 A. CARRION	41.058
29	25 A. KROH	41.084
30	99 A. HUERTAS	41.251
31	61 Y. OKAYA	41.270
32	78 D. MOGEDA	41.293
33	22 N. KALININ	42.411
34	58 I. IGLESIAS BRAVO	44.041

#### SEG. 3

1	19 V. RODRIGUEZ NUNEZ	26.615
2	17 K. MEUFFELS	26.642
3	54 B. SOFUOGLU	26.664
4	69 T. BOOTH-AMOS	26.895
5	64 H. DE CANCELLIS	27.046
6	46 S. DI SORA	27.048
7	6 J. BUIS	27.049
8	27 F. ROVELLI	27.081
9	8 M. PEREZ	27.091
10	42 I. GARCIA ABELLA	27.091
11	7 J. GIMBERT	27.104
12	43 M. GARCIA	27.175
13	83 M. KAWAKAMI	27.199
14	45 F. MACAN	27.203
15	10 U. ORRADRE	27.329
16	87 T. KAWAKAMI	27.398
17	73 J. PEREZ GONZALEZ	27.453
18	15 A. COPPOLA	27.463
19	84 K. ALOISI	27.564
20	85 K. SABATUCCI	27.576
21	26 M. GENNAI	27.592
22	95 S. DEROUE	27.629
23	75 F. PEREZ CASAS	27.736
24	48 T. BRIANTI	27.854
25	81 A. HEREDIA	27.855
26	88 B. IERACI	27.913
27	25 A. KROH	28.051
28	61 Y. OKAYA	28.082
29	78 D. MOGEDA	28.169
30	2 A. CARRION	28.221
31	99 A. HUERTAS	28.244
32	80 G. MASTROLUCA	28.298
33	58 I. IGLESIAS BRAVO	28.893
34	22 N. KALININ	29.344

#### SEG. 4

1	6 J. BUIS	37.409
2	27 F. ROVELLI	37.880
3	69 T. BOOTH-AMOS	37.902
4	43 M. GARCIA	37.904
5	54 B. SOFUOGLU	37.959
6	46 S. DI SORA	37.998
7	7 J. GIMBERT	38.013
8	17 K. MEUFFELS	38.040
9	42 I. GARCIA ABELLA	38.040
10	45 F. MACAN	38.133
11	8 M. PEREZ	38.148
12	73 J. PEREZ GONZALEZ	38.164
13	19 V. RODRIGUEZ NUNEZ	38.179
14	15 A. COPPOLA	38.192
15	87 T. KAWAKAMI	38.208
16	64 H. DE CANCELLIS	38.251
17	85 K. SABATUCCI	38.327
18	83 M. KAWAKAMI	38.336
19	75 F. PEREZ CASAS	38.375
20	95 S. DEROUE	38.497
21	10 U. ORRADRE	38.548
22	48 T. BRIANTI	38.830
23	26 M. GENNAI	38.870
24	25 A. KROH	39.028
25	84 K. ALOISI	39.202
26	81 A. HEREDIA	39.220
27	2 A. CARRION	39.381
28	78 D. MOGEDA	39.384
29	88 B. IERACI	39.417
30	80 G. MASTROLUCA	39.496
31	61 Y. OKAYA	39.895
32	99 A. HUERTAS	39.908
33	22 N. KALININ	41.237
34	58 I. IGLESIAS BRAVO	41.622

19/09/2020

These data/results cannot be reproduced, stored and/or transmitted in whole or in part by any manner of electronic, mechanical, photocopying, recording, broadcasting or otherwise now known or herein after developed without the previous express consent by the copyright owner, except for reproduction in daily press and regular printed publications on sale to the public within 60 days of the event related to those data/results and always provided that copyright symbol appears together as follows below.

© DORNA WSBK ORGANIZATION Srl 2020



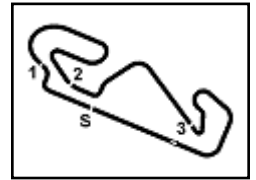
Official Fuel Supplier



Official Tyre Supplier



Official Timekeeper



## Acerbis Catalunya Round, 18 - 20 September 2020

### Chronological Analysis Race 1

Circuit de Barcelona 4.627 m

Start at 16:46'33.751

1 / 4

1° 69 T. BOOTH-AMOS (2'08.471)							
Lap	Seg.1	Seg.2	Seg.3	Seg.4	Lap Time	km/h	Local Time
1		40.548	28.059	39.748	2'16.128	169,3	16:48'49.879
2	24.648	40.348	27.775	38.801	2'11.572	194,6	16:51'01.451
3	24.654	40.170	27.503	38.588	2'10.915	194,6	16:53'12.366
4	24.562	40.037	27.448	38.702	2'10.749	194,2	16:55'23.115
5	24.395	39.966	27.389	38.477	2'10.227	194,6	16:57'33.342
6	24.421	39.827	27.304	38.359	2'09.911	194,9	16:59'43.253
7	24.452	39.761	27.132	38.207	2'09.552	194,9	17:01'52.805
8	24.419	39.625	26.922	37.902	2'08.868	194,2	17:04'01.673
9	24.287	39.173	26.895	38.116	2'08.471	195,3	17:06'10.144
10	24.596	39.193	27.212	38.429	2'09.430	194,6	17:08'19.574
Race Time 21'45.823							

9	23.939	39.204	27.364	37.809	2'08.316	204,5	17:06'27.516
10	24.076	38.724	27.049	37.409	2'07.258	201,9	17:08'34.774
Race Time 22'01.023							

2° 46 S. DI SORA (2'08.624)							
Lap	Seg.1	Seg.2	Seg.3	Seg.4	Lap Time	km/h	Local Time
1		40.890	28.220	39.618	2'17.324	174,2	16:48'51.075
2	25.123	40.875	28.083	39.417	2'13.498	197,1	16:51'04.573
3	25.107	40.995	27.724	38.755	2'12.581	196,0	16:53'17.154
4	24.971	39.950	27.616	38.873	2'11.410	196,7	16:55'28.564
5	24.612	39.953	27.328	38.345	2'10.238	196,4	16:57'38.802
6	24.625	39.814	27.114	38.277	2'09.830	197,4	16:59'48.632
7	24.161	39.886	27.370	38.327	2'09.744	198,2	17:01'58.376
8	24.561	39.740	27.312	38.637	2'10.250	194,9	17:04'08.626
9	24.007	39.361	27.111	38.181	2'08.660	197,8	17:06'17.286
10	24.078	39.500	27.048	37.998	2'08.624	197,1	17:08'25.910
Race Time 21'52.159							

6° 27 F. ROVELLI (2'07.910)							
Lap	Seg.1	Seg.2	Seg.3	Seg.4	Lap Time	km/h	Local Time
1		42.597	29.534	41.109	2'23.718	175,3	16:48'57.469
2	25.560	41.488	28.621	39.785	2'15.454	200,0	16:51'12.923
3	25.123	40.636	28.411	39.270	2'13.440	196,7	16:53'26.363
4	25.085	39.877	27.904	38.793	2'11.659	194,6	16:55'38.022
5	24.624	39.623	27.876	38.676	2'10.799	191,5	16:57'48.821
6	24.734	39.764	28.397	38.219	2'11.114	191,2	16:59'59.935
7	24.472	39.060	27.290	38.241	2'09.063	199,3	17:02'08.998
8	23.989	39.317	27.880	38.811	2'09.997	200,4	17:04'18.995
9	24.409	39.283	27.222	37.880	2'08.794	190,1	17:06'27.789
10	23.998	38.879	27.081	37.952	2'07.910	197,8	17:08'35.699
Race Time 22'01.948							

3° 43 M. GARCIA (2'08.151)							
Lap	Seg.1	Seg.2	Seg.3	Seg.4	Lap Time	km/h	Local Time
1		41.770	28.690	39.992	2'19.240	177,0	16:48'52.991
2	24.913	40.486	28.007	39.159	2'12.565	192,9	16:51'05.556
3	24.837	40.133	27.778	38.775	2'11.523	199,3	16:53'17.079
4	24.700	39.846	27.734	38.738	2'11.018	193,9	16:55'28.097
5	24.621	39.846	27.612	38.419	2'10.498	193,5	16:57'38.595
6	24.612	39.674	27.269	38.369	2'09.924	198,5	16:59'48.519
7	24.490	39.996	27.421	38.273	2'10.180	201,1	17:01'58.699
8	24.079	39.705	27.459	38.598	2'09.841	198,9	17:04'08.540
9	24.548	39.454	27.368	37.904	2'09.274	194,2	17:06'17.814
10	23.952	38.978	27.175	38.046	2'08.151	201,5	17:08'25.965
Race Time 21'52.214							

7° 19 V. RODRIGUEZ NUNEZ (2'07.693)							
Lap	Seg.1	Seg.2	Seg.3	Seg.4	Lap Time	km/h	Local Time
1		43.405	28.796	41.370	2'24.926	186,5	16:48'58.677
2	25.121	41.844	28.556	40.232	2'15.753	208,9	16:51'14.430
3	25.186	40.894	27.593	39.408	2'13.081	200,7	16:53'27.511
4	24.892	40.335	27.574	39.109	2'11.910	202,2	16:55'39.421
5	24.296	39.679	27.293	38.839	2'10.107	204,9	16:57'49.528
6	24.381	39.718	27.460	38.424	2'09.983	198,5	16:59'59.511
7	24.746	39.466	27.031	38.783	2'10.026	193,9	17:02'09.537
8	24.351	39.203	27.005	38.824	2'09.383	201,9	17:04'18.920
9	24.762	39.174	27.167	38.246	2'09.349	191,5	17:06'28.269
10	23.998	38.901	26.615	38.179	2'07.693	209,3	17:08'35.962
Race Time 22'02.211							

4° 8 M. PEREZ (2'08.661)							
Lap	Seg.1	Seg.2	Seg.3	Seg.4	Lap Time	km/h	Local Time
1		41.913	28.105	39.920	2'19.207	177,0	16:48'52.958
2	25.132	40.547	27.834	39.538	2'13.051	194,2	16:51'06.009
3	24.568	40.475	27.676	38.915	2'11.624	199,3	16:53'17.633
4	24.565	40.132	27.353	38.823	2'10.873	201,1	16:55'28.506
5	24.498	40.023	27.286	38.430	2'10.237	196,7	16:57'38.743
6	24.323	39.975	27.224	38.310	2'09.832	196,4	16:59'48.575
7	24.102	40.222	27.288	38.432	2'10.044	198,2	17:01'58.619
8	23.929	39.832	27.463	38.662	2'09.886	200,7	17:04'08.505
9	24.256	39.509	27.091	38.148	2'09.004	196,7	17:06'17.509
10	23.715	39.455	27.186	38.305	2'08.661	201,1	17:08'26.170
Race Time 21'52.419							

8° 17 K. MEUFFELS (2'07.684)							
Lap	Seg.1	Seg.2	Seg.3	Seg.4	Lap Time	km/h	Local Time
1		42.427	28.570	40.939	2'22.561	179,1	16:48'56.312
2	25.122	41.569	28.281	40.059	2'15.031	203,4	16:51'11.343
3	24.974	41.088	28.049	39.596	2'13.707	204,2	16:53'25.050
4	24.981	40.649	27.843	39.751	2'13.224	200,7	16:55'38.274
5	24.917	40.135	27.690	39.268	2'12.010	197,8	16:57'50.284
6	24.442	39.694	27.594	38.772	2'10.502	203,0	17:00'00.786
7	24.470	39.744	27.026	38.422	2'09.662	204,9	17:02'10.448
8	24.165	39.124	27.243	38.622	2'09.154	206,1	17:04'19.602
9	24.302	39.097	27.157	38.201	2'08.757	204,5	17:06'28.359
10	24.030	38.972	26.642	38.040	2'07.684	207,7	17:08'36.043
Race Time 22'02.292							

5° 6 J. BUIS (2'07.258)							
Lap	Seg.1	Seg.2	Seg.3	Seg.4	Lap Time	km/h	Local Time
1		41.670	29.261	40.556	2'21.652	177,3	16:48'55.403
2	25.086	41.374	28.914	40.163	2'15.537	203,8	16:51'10.940
3	25.201	41.556	28.340	39.426	2'14.523	201,5	16:53'25.463
4	24.887	40.720	28.108	39.200	2'12.915	206,9	16:55'38.378
5	25.073	40.099	27.750	38.656	2'11.578	191,5	16:57'49.956
6	24.462	39.744	27.674	38.288	2'10.168	201,5	17:00'00.124
7	24.563	39.417	27.285	38.211	2'09.476	204,5	17:02'09.600
8	24.467	39.238	27.296	38.599	2'09.600	202,6	17:04'19.200

9° 54 B. SOFUOGLU (2'07.825)							
Lap	Seg.1	Seg.2	Seg.3	Seg.4	Lap Time	km/h	Local Time
1		43.411	29.039	41.312	2'25.021	184,9	16:48'58.772
2	25.273	41.796	28.798	39.996	2'15.863	204,2	16:51'14.635
3	24.987	40.884	28.156	39.014	2'13.041	204,5	16:53'27.676
4	24.455	40.402	27.711	39.019	2'11.587	205,3	16:55'39.263
5	24.661	40.179	27.588	39.136	2'11.564	198,9	16:57'50.827
6	24.409	39.822	27.607	38.568	2'10.406	203,4	17:00'01.233
7	24.278	39.749	27.224	38.347	2'09.598	197,8	17:02'10.831
8	24.128	39.274	27.151	38.423	2'08.976	205,7	17:04'19.807
9	24.193	39.319	27.070	38.170	2'08.752	204,2	17:06'28.559
10	23.914	39.288	26.664	37.959	2'07.825	202,6	17:08'36.384
Race Time 22'02.633							

10° 7 J. GIMBERT (2'08.802)							
Lap	Seg.1	Seg.2	Seg.3	Seg.4	Lap Time	km/h	Local Time
1		43.076	28.919	41.260	2'24.094	180,9	16:48'57.845
2	25.408	41.743	28.267	39.712	2'15.130	203,4	16:51'12.975
3	25.373	41.346	27.536	39.240	2'13.495	198,9	16:53'26.470
4	24.813	40.404	27.746	39.081	2'12.044	196,7	16:55'38.514
5	24.413	40.098	27.654	39.005	2'11.170	199,3	16:57'49.684

19/09/2020

P = Pits In/Out - C = Lap Time Cancelled

These data/results cannot be reproduced, stored and/or transmitted in whole or in part by any manner of electronic, mechanical, photocopying, recording, broadcasting or otherwise now known or herein after developed without the previous express consent by the copyright owner, except for reproduction in daily press and regular printed publications on sale to the public within 60 days of the event related to those data/results and always provided that copyright symbol appears together as follows below.

© DORNA WSBK ORGANIZATION Srl 2020



Official Fuel Supplier



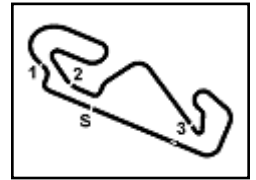
FKR PERUGIA TIMING

Official Tyre Supplier



Official Timekeeper





## Acerbis Catalunya Round, 18 - 20 September 2020

### Chronological Analysis Race 1

Circuit de Barcelona 4.627 m

Start at 16:46'33.751

2 / 4

Lap	Seg.1	Seg.2	Seg.3	Seg.4	Lap Time	km/h	Local Time
6	24.492	39.910	27.833	38.353	2'10.588	201,5	17:00'00.272
7	24.557	39.863	27.513	38.473	2'10.406	203,4	17:02'10.678
8	24.093	39.681	27.301	38.283	2'09.358	<b>205,7</b>	17:04'20.036
9	24.500	39.450	<b>27.104</b>	<b>38.013</b>	2'09.067	205,3	17:06'29.103
10	<b>24.002</b>	<b>39.215</b>	27.171	38.414	<b>2'08.802</b>	201,5	17:08'37.905

Race Time 22'04.154

11° 87 T. KAWAKAMI (2'10.449)							
Lap	Seg.1	Seg.2	Seg.3	Seg.4	Lap Time	km/h	Local Time
1		40.984	29.071	39.827	2'19.867	182,1	16:48'53.618
2	25.105	41.103	28.021	39.226	2'13.455	194,9	16:51'07.073
3	24.836	40.818	28.129	39.236	2'13.019	194,2	16:53'20.092
4	24.762	40.718	27.901	39.385	2'12.766	193,9	16:55'32.858
5	24.812	40.744	27.780	39.193	2'12.529	193,5	16:57'45.387
6	24.595	40.496	27.734	38.624	2'11.449	193,2	16:59'56.836
7	24.581	40.430	27.807	38.966	2'11.784	192,9	17:02'08.220
8	24.539	<b>39.573</b>	27.616	38.930	2'10.658	191,8	17:04'19.278
9	25.045	39.994	<b>27.398</b>	<b>38.208</b>	2'10.645	<b>196,4</b>	17:06'29.923
10	<b>24.183</b>	39.677	27.645	38.944	<b>2'10.449</b>	<b>196,4</b>	17:08'40.372

Race Time 22'06.621

12° 15 A. COPPOLA (2'09.801)							
Lap	Seg.1	Seg.2	Seg.3	Seg.4	Lap Time	km/h	Local Time
1		42.072	29.270	40.969	2'22.735	173,6	16:48'56.486
2	25.480	41.753	28.860	39.998	2'16.091	<b>201,9</b>	16:51'12.577
3	25.734	40.780	28.231	39.281	2'14.026	192,9	16:53'26.603
4	25.061	40.284	27.806	39.497	2'12.648	196,4	16:55'39.251
5	25.007	40.170	27.692	38.823	2'11.692	199,6	16:57'50.943
6	24.765	39.833	27.633	38.579	2'10.810	196,7	17:00'01.753
7	24.468	<b>39.678</b>	<b>27.463</b>	<b>38.192</b>	<b>2'09.801</b>	196,4	17:02'11.554
8	<b>24.446</b>	39.727	27.618	38.346	2'10.137	196,4	17:04'21.691
9	24.497	39.762	27.844	38.932	2'11.035	194,2	17:06'32.726
10	25.032	40.491	28.523	39.625	2'13.671	192,9	17:08'46.397

Race Time 22'12.646

13° 95 S. DEROUE (2'10.031)							
Lap	Seg.1	Seg.2	Seg.3	Seg.4	Lap Time	km/h	Local Time
1		43.227	28.850	41.500	2'24.779	184,0	16:48'58.530
2	25.152	42.700	28.435	40.349	2'16.636	<b>206,9</b>	16:51'15.166
3	24.673	41.027	28.116	39.850	2'13.666	204,9	16:53'28.832
4	24.854	40.772	28.135	39.351	2'13.112	202,2	16:55'41.944
5	24.744	40.499	28.323	39.466	2'13.032	201,9	16:57'54.976
6	24.744	40.379	27.708	39.266	2'12.097	200,4	17:00'07.073
7	24.559	40.055	27.785	38.827	2'11.226	202,6	17:02'18.299
8	<b>24.490</b>	40.151	27.985	39.136	2'11.762	203,8	17:04'30.061
9	24.554	<b>39.351</b>	<b>27.629</b>	<b>38.497</b>	<b>2'10.031</b>	201,5	17:06'40.092
10	24.619	39.428	27.730	38.855	2'10.632	198,9	17:08'50.724

Race Time 22'16.973

14° 64 H. DE CANCELLIS (2'08.337)							
Lap	Seg.1	Seg.2	Seg.3	Seg.4	Lap Time	km/h	Local Time
1		45.135	30.272	42.173	2'29.801	181,5	16:49'03.552
2	25.416	42.188	28.340	40.680	2'16.624	<b>205,7</b>	16:51'20.176
3	25.370	41.260	27.689	39.772	2'14.091	197,8	16:53'34.267
4	25.059	40.743	27.565	39.307	2'12.674	197,8	16:55'46.941
5	24.618	40.583	27.501	39.227	2'11.929	198,9	16:57'58.870
6	24.502	40.096	27.778	38.999	2'11.375	197,8	17:00'10.245
7	24.006	40.443	27.636	38.869	2'10.954	202,2	17:02'21.199
8	25.313	40.121	27.192	39.094	2'11.720	189,5	17:04'32.919
9	25.134	40.037	27.319	<b>38.251</b>	2'10.741	190,8	17:06'43.660
10	<b>23.970</b>	<b>39.063</b>	<b>27.046</b>	38.258	<b>2'08.337</b>	201,1	17:08'51.997

Race Time 22'18.246

15° 83 M. KAWAKAMI (2'10.605)							
Lap	Seg.1	Seg.2	Seg.3	Seg.4	Lap Time	km/h	Local Time
1		45.375	29.093	41.491	2'27.390	182,1	16:49'01.141
2	25.731	42.297	28.796	40.093	2'16.917	194,6	16:51'18.058

16° 45 F. MACAN (2'09.384)							
Lap	Seg.1	Seg.2	Seg.3	Seg.4	Lap Time	km/h	Local Time
1		45.155	29.649	41.326	2'27.789	181,2	16:49'01.540
2	25.532	42.292	28.869	40.272	2'16.965	197,8	16:51'18.505
3	25.189	41.686	28.433	39.714	2'15.022	194,6	16:53'33.527
4	25.047	40.903	27.966	39.044	2'12.960	197,4	16:55'46.487
5	24.563	40.157	27.868	38.851	2'11.439	195,3	16:57'57.926
6	24.600	40.538	27.926	38.938	2'12.002	<b>201,5</b>	17:00'09.928
7	24.724	40.283	27.439	38.862	2'11.308	194,2	17:02'21.236
8	24.937	40.200	27.449	39.145	2'11.731	189,5	17:04'32.967
9	24.686	39.540	27.537	<b>38.133</b>	2'09.896	193,9	17:06'42.863
10	<b>24.315</b>	<b>39.491</b>	<b>27.203</b>	<b>38.375</b>	<b>2'09.384</b>	194,2	17:08'52.247

Race Time 22'18.496

17° 42 I. GARCIA ABELLA (2'08.999)							
Lap	Seg.1	Seg.2	Seg.3	Seg.4	Lap Time	km/h	Local Time
1		43.049	28.931	41.484	2'24.562	184,6	16:48'58.313
2	25.646	42.201	28.593	40.936	2'17.376	<b>203,8</b>	16:51'15.689
3	25.016	41.237	28.326	39.998	2'14.577	203,0	16:53'30.266
4	25.496	41.151	28.173	39.737	2'14.557	194,2	16:55'44.823
5	25.310	40.521	27.711	39.257	2'12.799	193,5	16:57'57.622
6	25.160	40.534	27.901	39.257	2'12.852	196,7	17:00'10.474
7	24.621	40.131	27.504	38.728	2'10.984	202,6	17:02'21.458
8	24.955	40.457	27.369	38.870	2'11.651	196,7	17:04'33.109
9	24.835	39.771	27.521	<b>38.040</b>	2'10.167	196,0	17:06'43.276
10	<b>24.164</b>	<b>39.431</b>	<b>27.091</b>	38.313	<b>2'08.999</b>	201,1	17:08'52.275

Race Time 22'18.524

18° 85 K. SABATUCCI (2'09.676)							
Lap	Seg.1	Seg.2	Seg.3	Seg.4	Lap Time	km/h	Local Time
1		42.679	29.492	41.625	2'24.505	182,1	16:48'58.256
2	25.468	42.731	28.712	40.634	2'17.545	202,2	16:51'15.801
3	25.065	41.461	28.316	40.083	2'14.925	202,2	16:53'30.726
4	25.252	41.226	28.169	39.694	2'14.341	<b>202,6</b>	16:55'45.067
5	24.849	40.455	27.830	39.334	2'12.468	199,6	16:57'57.535
6	24.652	40.902	28.019	39.098	2'12.671	196,4	17:00'10.206
7	24.778	40.391	27.771	38.872	2'11.812	197,4	17:02'22.018
8	24.636	40.511	27.688	38.815	2'11.650	200,0	17:04'33.668
9	24.467	40.166	27.770	<b>38.327</b>	2'10.730	200,7	17:06'44.398
10	<b>24.109</b>	<b>39.532</b>	<b>27.576</b>	38.459	<b>2'09.676</b>	199,3	17:08'54.074

Race Time 22'20.323

19° 75 F. PEREZ CASAS (2'10.801)							
Lap	Seg.1	Seg.2	Seg.3	Seg.4	Lap Time	km/h	Local Time
1		45.225	29.974	41.940	2'28.646	182,1	16:49'02.397
2	25.487	41.841	28.777	40.024	2'16.129	<b>202,6</b>	16:51'18.526
3	25.354	41.731	29.007	40.329	2'16.421	196,4	16:53'34.947
4	25.148	40.535	27.948	39.035	2'12.666	197,1	16:55'47.613
5	25.039	40.098	27.989	38.907	2'12.033	196,4	16:57'59.646
6	24.768	39.960	27.816	<b>38.375</b>	2'10.919	196,4	17:00'10.565
7	24.649	40.313	27.950	38.612	2'11.524	201,5	17:02'22.089
8	24.657	40.259	27.839	39.054	2'11.809	200,4	17:04'33.898
9	24.592	40.043	<b>27.736</b>	<b>38.430</b>	<b>2'10.801</b>	201,9	17:06'44.699
10	<b>24.424</b>	<b>39.773</b>	28.083	38.853	2'11.133	198,2	17:08'55.832

Race Time 22'22.081

19/09/2020 P = Pits In/Out - C = Lap Time Cancelled

These data/results cannot be reproduced, stored and/or transmitted in whole or in part by any manner of electronic, mechanical, photocopying, recording, broadcasting or otherwise now known or herein after developed without the previous express consent by the copyright owner, except for reproduction in daily press and regular printed publications on sale to the public within 60 days of the event related to those data/results and always provided that copyright symbol appears together as follows below.

© DORNA WSBK ORGANIZATION Srl 2020



Official Fuel Supplier

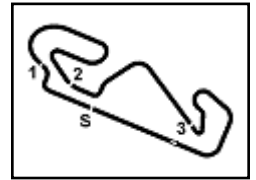


FKR PERUGIA TIMING

Official Tyre Supplier



Official Timekeeper



## Acerbis Catalunya Round, 18 - 20 September 2020

### Chronological Analysis Race 1

Circuit de Barcelona 4.627 m

Start at 16:46'33.751

3 / 4

20° 10 U. ORRADRE (2'10.685)							
Lap	Seg.1	Seg.2	Seg.3	Seg.4	Lap Time	km/h	Local Time
1		46.373	30.265	42.279	2'29.658	176,2	16:49'03.409
2	25.609	42.480	28.471	40.538	2'17.098	203,8	16:51'20.507
3	25.111	41.469	27.781	40.402	2'14.763	201,9	16:53'35.270
4	24.612	41.042	27.871	39.560	2'13.085	204,9	16:55'48.355
5	24.754	40.750	27.806	39.147	2'12.457	202,2	16:58'00.812
6	24.690	40.531	27.670	38.667	2'11.558	200,7	17:00'12.370
7	24.878	40.293	27.414	<b>38.548</b>	2'11.133	200,4	17:02'23.503
8	24.464	<b>40.166</b>	<b>27.329</b>	38.726	<b>2'10.685</b>	200,4	17:04'34.188
9	<b>24.203</b>	40.419	27.654	38.780	2'11.056	<b>210,5</b>	17:06'45.244
10	24.326	40.303	27.567	38.679	2'10.875	203,4	17:08'56.119
Race Time 22'22.368							

9	25.338	41.655	28.628	40.526	2'16.147	194,9	17:07'04.833
10	25.691	41.768	28.618	40.233	2'16.310	193,9	17:09'21.143
Race Time 22'47.392							

21° 26 M. GENNAI (2'11.560)							
Lap	Seg.1	Seg.2	Seg.3	Seg.4	Lap Time	km/h	Local Time
1		45.096	29.744	42.422	2'29.187	180,3	16:49'02.938
2	25.720	42.081	28.815	40.670	2'17.286	198,2	16:51'20.224
3	25.657	41.363	28.047	40.275	2'15.342	196,0	16:53'35.566
4	25.107	40.407	28.020	39.675	2'13.209	<b>201,5</b>	16:55'48.775
5	25.072	40.515	27.992	39.592	2'13.171	197,8	16:58'01.946
6	25.176	40.450	27.927	39.099	2'12.652	195,3	17:00'14.598
7	25.129	40.526	27.639	39.296	2'12.590	192,9	17:02'27.188
8	<b>24.782</b>	<b>40.172</b>	<b>27.592</b>	39.014	<b>2'11.560</b>	192,9	17:04'38.748
9	24.963	40.346	27.959	38.989	2'12.257	192,9	17:06'51.005
10	24.952	40.289	27.736	<b>38.870</b>	2'11.847	190,8	17:09'02.852
Race Time 22'29.101							

25° 78 D. MOGEDA (2'13.910)							
Lap	Seg.1	Seg.2	Seg.3	Seg.4	Lap Time	km/h	Local Time
1		46.246	30.611	42.410	2'30.006	175,0	16:49'03.757
2	25.485	42.665	29.641	41.468	2'19.259	<b>202,6</b>	16:51'23.016
3	25.466	42.093	28.917	40.446	2'16.922	198,9	16:53'39.938
4	25.335	41.909	28.599	40.329	2'16.172	200,4	16:55'56.110
5	25.163	41.417	28.433	40.393	2'15.406	198,2	16:58'11.516
6	25.094	41.494	28.507	40.229	2'15.324	196,4	17:00'26.840
7	25.409	41.778	28.570	40.027	2'15.784	191,2	17:02'42.624
8	25.091	41.903	28.300	39.985	2'15.279	199,3	17:04'57.903
9	25.109	41.726	28.385	40.087	2'15.307	196,7	17:07'13.210
10	<b>25.064</b>	<b>41.293</b>	<b>28.169</b>	<b>39.384</b>	<b>2'13.910</b>	196,0	17:09'27.120
Race Time 22'53.369							

22° 73 J. PEREZ GONZALEZ (2'09.824)							
Lap	Seg.1	Seg.2	Seg.3	Seg.4	Lap Time	km/h	Local Time
1		45.302	29.857	41.713	2'28.193	180,9	16:49'01.944
2	25.661	42.556	29.052	40.929	2'18.198	199,3	16:51'20.142
3	25.608	42.027	28.420	39.927	2'15.982	200,7	16:53'36.124
4	25.896	41.400	28.665	40.905	2'16.866	<b>208,1</b>	16:55'52.990
5	24.780	40.946	28.322	39.857	2'13.905	196,4	16:58'06.895
6	25.005	40.756	28.179	39.340	2'13.280	195,7	17:00'20.175
7	24.746	40.502	27.764	38.760	2'11.772	200,0	17:02'31.947
8	24.431	40.273	27.716	38.875	2'11.295	194,2	17:04'43.242
9	<b>24.372</b>	39.874	27.812	38.571	2'10.629	194,9	17:06'53.871
10	24.505	<b>39.702</b>	<b>27.453</b>	<b>38.164</b>	<b>2'09.824</b>	195,3	17:09'03.695
Race Time 22'29.944							

26° 25 A. KROH (2'13.242)							
Lap	Seg.1	Seg.2	Seg.3	Seg.4	Lap Time	km/h	Local Time
1		44.689	30.132	42.929	2'28.208	174,5	16:49'01.959
2	26.421	43.044	28.842	40.790	2'19.097	197,4	16:51'21.056
3	25.312	41.622	28.726	40.516	2'16.176	<b>201,5</b>	16:53'37.232
4	25.536	41.923	28.626	41.397	2'17.482	200,7	16:55'54.714
5	25.249	41.564	29.306	40.929	2'17.048	199,6	16:58'11.762
6	25.135	41.490	28.495	40.053	2'15.173	200,4	17:00'26.935
7	25.085	41.533	28.486	40.025	2'15.129	195,7	17:02'42.064
8	25.518	42.338	28.575	40.214	2'16.645	195,3	17:04'58.709
9	25.268	41.740	28.825	39.713	2'15.546	194,6	17:07'14.255
10	<b>25.079</b>	<b>41.084</b>	<b>28.051</b>	<b>39.028</b>	<b>2'13.242</b>	195,7	17:09'27.497
Race Time 22'53.746							

23° 48 T. BRIANTI (2'11.146)							
Lap	Seg.1	Seg.2	Seg.3	Seg.4	Lap Time	km/h	Local Time
1		44.717	30.732	42.946	2'30.645	187,5	16:49'04.396
2	25.595	41.959	29.164	40.649	2'17.367	203,0	16:51'21.763
3	25.059	41.146	28.430	39.816	2'14.451	206,1	16:53'36.214
4	25.660	41.617	28.489	39.659	2'15.425	<b>211,4</b>	16:55'51.639
5	25.097	40.988	28.250	39.563	2'13.898	<b>200,4</b>	16:58'05.537
6	24.818	41.282	28.270	39.572	2'13.942	200,7	17:00'19.479
7	24.880	41.184	28.203	<b>38.830</b>	2'13.097	198,5	17:02'32.576
8	24.340	<b>40.024</b>	<b>27.854</b>	38.928	<b>2'11.146</b>	202,2	17:04'43.722
9	24.432	40.107	27.864	38.977	2'11.380	203,4	17:06'55.102
10	<b>24.262</b>	40.241	28.119	39.547	2'12.169	201,5	17:09'07.271
Race Time 22'33.520							

27° 80 G. MASTROLUCA (2'13.445)							
Lap	Seg.1	Seg.2	Seg.3	Seg.4	Lap Time	km/h	Local Time
1		45.063	30.749	42.533	2'30.631	181,8	16:49'04.382
2	25.772	42.884	29.329	40.771	2'18.756	<b>200,7</b>	16:51'23.138
3	25.008	41.821	28.611	40.878	2'16.318	199,3	16:53'39.456
4	25.430	41.842	29.886	40.986	2'18.144	191,8	16:55'57.600
5	25.401	41.951	29.298	41.047	2'17.697	192,5	16:58'15.297
6	25.594	42.226	28.939	40.846	2'17.605	191,8	17:00'32.902
7	25.448	41.658	28.784	40.287	2'16.177	191,8	17:02'49.079
8	25.423	41.200	28.677	39.887	2'15.187	191,2	17:05'04.266
9	25.252	40.929	<b>28.298</b>	39.741	2'14.220	192,5	17:07'18.486
10	<b>24.877</b>	<b>40.765</b>	28.307	<b>39.496</b>	<b>2'13.445</b>	196,4	17:09'31.931
Race Time 22'58.180							

24° 2 A. CARRION (2'13.711)							
Lap	Seg.1	Seg.2	Seg.3	Seg.4	Lap Time	km/h	Local Time
1		43.665	29.429	41.503	2'25.644	180,3	16:48'59.395
2	25.121	42.230	28.855	41.403	2'17.609	<b>203,4</b>	16:51'17.004
3	25.239	41.848	28.762	40.321	2'16.170	202,2	16:53'33.174
4	25.858	41.398	<b>28.221</b>	40.075	2'15.552	191,5	16:55'48.726
5	24.988	<b>41.058</b>	28.250	40.372	2'14.668	198,5	16:58'03.394
6	25.474	42.243	29.115	39.604	2'16.436	197,8	17:00'19.830
7	<b>24.914</b>	41.184	28.232	<b>39.381</b>	<b>2'13.711</b>	200,0	17:02'33.541
8	25.058	41.447	28.286	40.354	2'15.145	197,1	17:04'48.686

28° 61 Y. OKAYA (2'14.343)							
Lap	Seg.1	Seg.2	Seg.3	Seg.4	Lap Time	km/h	Local Time
1		43.126	29.451	41.718	2'22.595	171,7	16:48'56.346
2	25.808	43.089	29.572	42.152	2'20.621	203,4	16:51'16.967
3	25.582	42.562	29.327	41.502	2'18.973	202,6	16:53'35.940
4	25.662	42.431	29.089	41.415	2'18.597	<b>206,5</b>	16:55'54.537
5	25.267	42.193	29.180	41.716	2'18.356	200,4	16:58'12.893
6	25.287	41.977	28.858	40.864	2'16.986	201,9	17:00'29.879
7	<b>25.000</b>	41.421	28.685	40.974	2'16.080	199,6	17:02'45.959
8	25.209	41.858	28.720	40.572	2'16.359	199,3	17:05'02.318
9	25.187	41.463	28.738	40.435	2'15.823	198,9	17:07'18.141
10	25.096	<b>41.270</b>	<b>28.082</b>	<b>39.895</b>	<b>2'14.343</b>	198,9	17:09'32.484
Race Time 22'58.733							

29° 99 A. HUERTAS (2'14.784)							
Lap	Seg.1	Seg.2	Seg.3	Seg.4	Lap Time	km/h	Local Time
1		48.299	29.624	41.849	2'30.598	176,5	16:49'04.349
2	25.743	42.122	29.357	40.525	2'17.747	201,1	16:51'22.096
3	<b>24.971</b>	41.543	<b>28.244</b>	40.026	<b>2'14.784</b>	<b>201,9</b>	16:53'36.880
4	25.280	41.626	<b>28.354</b>	1'11.947	2'47.207P	201,1	16:56'24.087
5	2'08.966	41.696	29.006	40.637	4'00.305P	109,4	17:00'24.392

19/09/2020

P = Pits In/Out - C = Lap Time Cancelled

These data/results cannot be reproduced, stored and/or transmitted in whole or in part by any manner of electronic, mechanical, photocopying, recording, broadcasting or otherwise now known or herein after developed without the previous express consent by the copyright owner, except for reproduction in daily press and regular printed publications on sale to the public within 60 days of the event related to those data/results and always provided that copyright symbol appears together as follows below.

© DORNA WSBK ORGANIZATION Srl 2020



Official Fuel Supplier

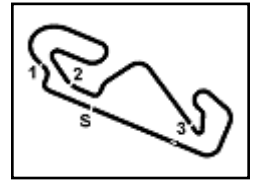


FKR PERUGIA TIMING

Official Tyre Supplier



Official Timekeeper



## Acerbis Catalunya Round, 18 - 20 September 2020

### Chronological Analysis Race 1

Start at 16:46'33.751

6	25.339	41.260	28.732	40.353	2'15.684	194,6	17:02'40.076
7	25.288	41.445	29.106	40.333	2'16.172	194,9	17:04'56.248
8	25.243	41.446	28.983	<b>39.908</b>	2'15.580	195,3	17:07'11.828
9	25.132	<b>41.251</b>	28.677	39.968	2'15.028	195,3	17:09'26.856

Race Time 22'53.105

30°		81 A. HEREDIA (2'12.503)					
Lap	Seg.1	Seg.2	Seg.3	Seg.4	Lap Time	km/h	Local Time
1		51.933	33.100	58.918	3'50.539P	172,5	16:50'24.290
2	6'19.768	44.554	30.186	41.637	8'16.145P	123,6	16:58'40.435
3	25.697	41.857	29.071	40.559	2'17.184	197,4	17:00'57.619
4	25.100	41.097	28.675	40.130	2'15.002	198,5	17:03'12.621
5	24.849	40.747	28.241	39.811	2'13.648	198,9	17:05'26.269
6	24.778	40.477	28.028	<b>39.220</b>	<b>2'12.503</b>	199,3	17:07'38.772
7	<b>24.752</b>	<b>40.412</b>	<b>27.855</b>	39.685	2'12.704	<b>199,6</b>	17:09'51.476

Race Time 23'17.725

RET		84 K. ALOISI (2'11.749)					
Lap	Seg.1	Seg.2	Seg.3	Seg.4	Lap Time	km/h	Local Time
1		42.989	28.896	40.802	2'23.660	178,2	16:48'57.411
2	26.062	42.279	28.507	39.625	2'16.473	192,9	16:51'13.884
3	24.822	41.172	27.939	39.260	2'13.193	197,4	16:53'27.077
4	<b>24.692</b>	40.345	<b>27.564</b>	39.401	2'12.002	197,4	16:55'39.079
5	24.729	<b>39.887</b>	27.931	<b>39.202</b>	<b>2'11.749</b>	197,8	16:57'50.828

Race Time 11'17.077

RET		88 B. IERACI (2'13.035)					
Lap	Seg.1	Seg.2	Seg.3	Seg.4	Lap Time	km/h	Local Time
1		40.959	28.404	39.902	2'17.585	172,0	16:48'51.336
2	<b>24.679</b>	40.823	28.389	39.985	2'13.876	<b>201,5</b>	16:51'05.212
3	25.053	<b>40.652</b>	<b>27.913</b>	<b>39.417</b>	<b>2'13.035</b>	197,4	16:53'18.247

Race Time 6'44.496

RET		58 I. IGLESIAS BRAVO					
Lap	Seg.1	Seg.2	Seg.3	Seg.4	Lap Time	km/h	Local Time
1		<b>44.041</b>	<b>28.893</b>	<b>41.622</b>	2'25.557	178,2	16:48'59.308
2	<b>25.484</b>	1'44.952	48.972	1'25.939	4'25.347P	<b>200,0</b>	16:53'24.655

Race Time 6'50.904

RET		22 N. KALININ					
Lap	Seg.1	Seg.2	Seg.3	Seg.4	Lap Time	km/h	Local Time
1		<b>42.411</b>	<b>29.344</b>	<b>41.237</b>	2'23.952	179,4	16:48'57.703

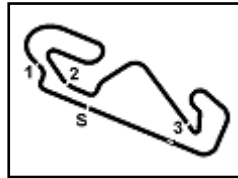
Race Time 2'23.952

19/09/2020 P = Pits In/Out - C = Lap Time Cancelled

These data/results cannot be reproduced, stored and/or transmitted in whole or in part by any manner of electronic, mechanical, photocopying, recording, broadcasting or otherwise now known or herein after developed without the previous express consent by the copyright owner, except for reproduction in daily press and regular printed publications on sale to the public within 60 days of the event related to those data/results and always provided that copyright symbol appears together as follows below.

© DORNA WSBK ORGANIZATION Srl 2020





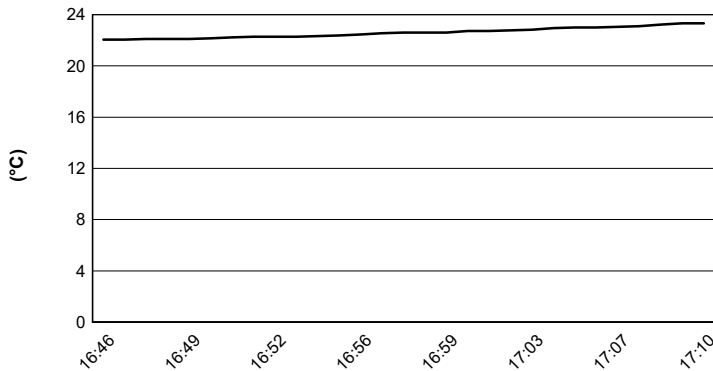
Circuit de Barcelona 4.627 m

## Acerbis Catalunya Round, 18 - 20 September 2020

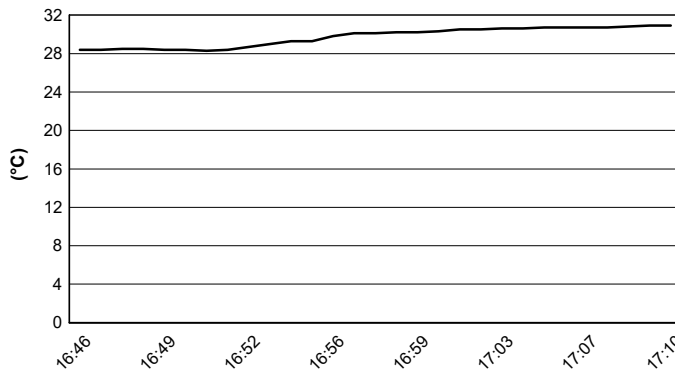
### Weather Report Race 1

Session started 16:47 - Session ended 17:11

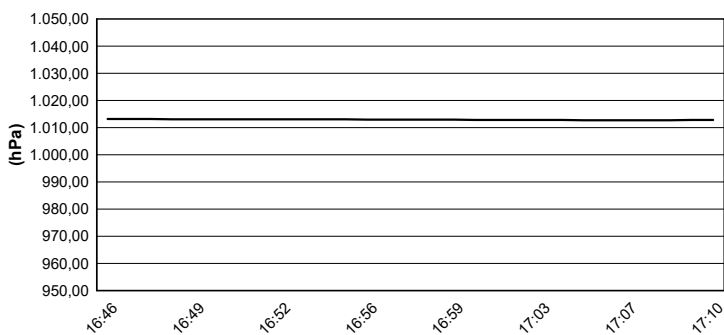
#### Air Temperature



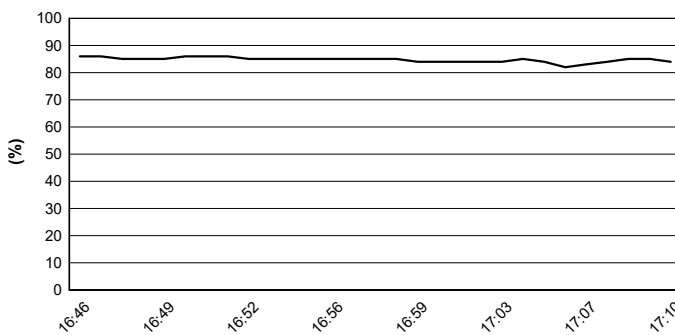
#### Track Temperature



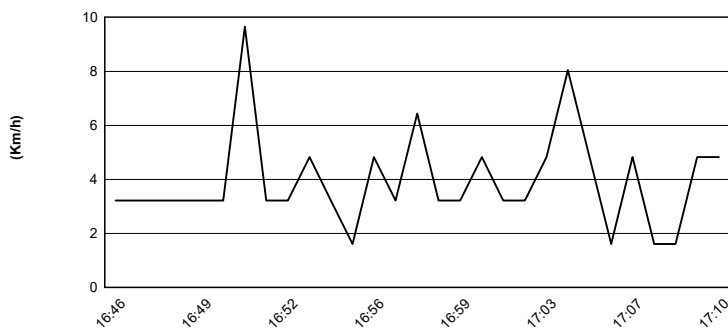
#### Air Pressure



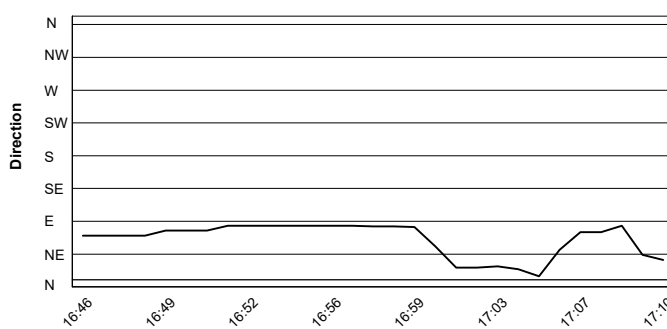
#### Humidity



#### Wind Speed



#### Wind Direction

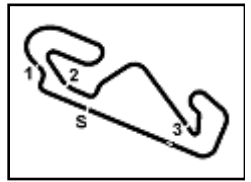


19/09/2020

These data/results cannot be reproduced, stored and/or transmitted in whole or in part by any manner of electronic, mechanical, photocopying, recording, broadcasting or otherwise now known or herein after developed without the previous express consent by the copyright owner, except for reproduction in daily press and regular printed publications on sale to the public within 60 days of the event related to those data/results and always provided that copyright symbol appears together as follows below.

© DORNA WSBK ORGANIZATION Srl 2020





## Acerbis Catalunya Round, 18 - 20 September 2020

### Manufacturers Standings

Circuit de Barcelona 4.627 m

Points	Points From First	Points From Previous	August 2 JEREZ		August 9 PORTIMÃO		August 30 ARAGON		September 6 TERUEL		September 20 BARCELONA		October 4 MAGNY-COURS		October 18 ESTORIL								
			20	20	25	25	25	25	20	25	25	25											
1	KAWASAKI	210	2	2	1	1	1	1	1	1	1	1											
2	YAMAHA	160	50	1	1	2	2	2	2	2	2	2	2	9	2								
3	KTM	4	206	156			4	3	3	3	3	3	3										

19/09/2020 First Line: Championship Standings - Second Line: Ranking Progression

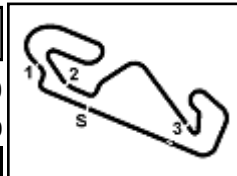
These data/results cannot be reproduced, stored and/or transmitted in whole or in part by any manner of electronic, mechanical, photocopying, recording, broadcasting or otherwise now known or herein after developed without the previous express consent by the copyright owner, except for reproduction in daily press and regular printed publications on sale to the public within 60 days of the event related to those data/results and always provided that copyright symbol appears together as follows below.

© DORNA WSBK ORGANIZATION Srl 2020



FKR PERUGIA TIMING





## Acerbis Catalunya Round, 18 - 20 September 2020

### Best Laps & Speeds

Circuit de Barcelona 4.627 m

1 / 3

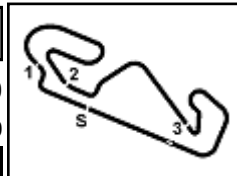
No.	Rider Bike	Nat	Best Lap		FP1		FP2		FP3		SP		LCR		RC1	
			LL	SPD	LL	SPD	LL	SPD	LL	SPD	LL	SPD	LL	SPD	LL	SPD
1	69 T. BOOTH-AMOS Kawasaki Ninja 400	GBR	1'56.227	208,0	1'57.148	205,7	2'16.876	196,0	2'06.213	194,2	1'56.227	208,0			2'08.471	195,3
2	61 Y. OKAYA Kawasaki Ninja 400	JPN	1'56.262	214,7	1'56.838	214,7	2'29.161	197,0			1'56.262	210,9			2'14.343	206,5
3	9 P. GRASSIA Kawasaki Ninja 400	ITA	1'56.326	212,6	1'57.446	210,9	2'15.411	191,8	2'00.903	192,8	1'56.326	212,6				
4	88 B. IERACI Kawasaki Ninja 400	ITA	1'56.489	211,3	1'56.543	209,3	2'15.410	196,3	2'00.237	204,9	1'56.489	211,3			2'13.035	201,4
5	71 T. EDWARDS Kawasaki Ninja 400	AUS	1'56.687	206,9	1'58.423	206,9	2'20.391	190,8	2'12.388	196,0			1'56.687	203,7		
6	10 U. ORRADRE Yamaha YZF-R3	ESP	1'56.697	210,5	1'57.913	207,6	2'17.950	200,0	2'01.996	202,2	1'56.697	209,7			2'10.685	210,5
7	17 K. MEUFFELS Kawasaki Ninja 400	NED	1'56.701	212,6	1'56.701	211,3	2'14.111	201,4	2'05.510	200,3	1'57.196	212,6			2'07.684	207,6
8	25 A. KROH Yamaha YZF-R3	GER	1'56.715	209,3	1'56.874	208,9	2'23.500	193,9	1'59.475	201,1	1'56.715	209,3			2'13.242	201,4
9	81 A. HEREDIA Kawasaki Ninja 400	ESP	1'56.742	209,7	1'57.023	204,5	2'15.232	195,6			1'56.742	209,7			2'12.503	199,6
10	43 M. GARCIA Kawasaki Ninja 400	ESP	1'56.764	206,5	1'56.956	206,5			1'58.528	200,7	1'56.764	206,1			2'08.151	201,4
11	6 J. BUIS Kawasaki Ninja 400	NED	1'56.767	213,4	1'56.767	213,4	2'20.749	200,0	1'58.950	204,9	1'56.877	201,8			2'07.258	206,9
12	58 I. IGLESIAS BRAVO Kawasaki Ninja 400	ESP	1'56.786	208,4	1'56.786	208,4					1'57.092	202,6				
13	99 A. HUERTAS Yamaha YZF-R3	ESP	1'56.797	203,7	1'57.778	203,7					1'56.797	202,2			2'14.784	201,8
14	46 S. DI SORA Kawasaki Ninja 400	FRA	1'56.799	210,9	1'56.885	210,9	2'17.497	197,0	1'59.807	198,9	1'56.799	209,3			2'08.624	198,1
15	15 A. COPPOLA Kawasaki Ninja 400	ITA	1'56.836	211,3	1'57.813	211,3	2'23.095	197,8	2'09.704	196,3	1'56.836	208,9			2'09.801	201,8
16	8 M. PEREZ Kawasaki Ninja 400	ESP	1'56.870	210,9	1'57.105	210,9			1'59.361	200,3	1'56.870	210,9			2'08.661	201,1
17	83 M. KAWAKAMI Yamaha YZF-R3	BRA	1'56.898	208,0	1'56.898	208,0	2'26.403	185,2	2'08.232	191,4	1'57.786	206,5			2'10.605	202,2
18	27 F. ROVELLI Kawasaki Ninja 400	ITA	1'57.042	209,7	1'57.652	206,5	2'13.558	195,3			1'57.042	209,7			2'07.910	200,3
19	54 B. SOFUOGLU Yamaha YZF-R3	TUR	1'57.078	205,7	1'58.320	205,3	2'21.316	188,1	2'09.367	191,1			1'57.078	203,7	2'07.825	205,7
20	84 K. ALOISI Yamaha YZF-R3	ITA	1'57.107	203,3	1'57.643	203,3	2'14.336	194,9	1'59.361	199,6	1'57.107	200,0			2'11.749	199,2
21	78 D. MOGEDA Kawasaki Ninja 400	ESP	1'57.144	208,4	1'57.254	206,9	2'14.495	198,1	2'00.162	194,2	1'57.144	208,4			2'13.910	202,6
22	95 S. DEROUÉ Kawasaki Ninja 400	NED	1'57.165	208,0	1'58.297	208,0	2'17.975	202,2	2'06.936	199,2			1'57.165	200,7	2'10.031	206,9
23	48 T. BRIANTI Kawasaki Ninja 400	ITA	1'57.179	211,3	1'57.748	210,5			2'10.122	198,1	1'57.179	208,9			2'11.146	211,3
24	87 T. KAWAKAMI Yamaha YZF-R3	BRA	1'57.209	212,1	1'57.209	212,1	2'17.395	189,8			1'57.587	208,0			2'10.449	196,3
25	22 N. KALININ Kawasaki Ninja 400	UKR	1'57.210	212,6	1'57.210	207,6	2'15.565	197,4	1'59.897	198,1	1'57.290	212,6				

19/09/2020

These data/results cannot be reproduced, stored and/or transmitted in whole or in part by any manner of electronic, mechanical, photocopying, recording, broadcasting or otherwise now known or herein after developed without the previous express consent by the copyright owner, except for reproduction in daily press and regular printed publications on sale to the public within 60 days of the event related to those data/results and always provided that copyright symbol appears together as follows below.

© DORNA WSBK ORGANIZATION Srl 2020





## Acerbis Catalunya Round, 18 - 20 September 2020

### Best Laps & Speeds

Circuit de Barcelona 4.627 m

2 / 3

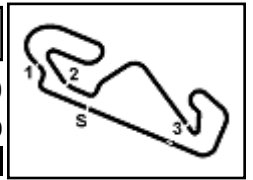
No.	Rider Bike	Nat	Best Lap		FP1		FP2		FP3		SP		LCR		RC1	
			LL	SPD	LL	SPD	LL	SPD	LL	SPD	LL	SPD	LL	SPD	LL	SPD
26	2 A. CARRION Kawasaki Ninja 400	ESP	<b>1'57.227</b>	45 208,0	1'57.280	11 208,0	2'16.990	11 197,0	1'59.786	6 202,6	<b>1'57.227</b>	7 202,6			2'13.711	10 203,3
27	24 D. BLIN Yamaha YZF-R3	POL	<b>1'57.277</b>	43 208,0	1'58.563	14 204,1	2'15.177	12 196,3	2'02.036	7 196,0			<b>1'57.277</b>	10 208,0		
28	66 E. MCGLINCHEY Kawasaki Ninja 400	GBR	<b>1'57.285</b>	40 208,9	1'58.175	13 205,7	2'12.770	12 193,5	1'58.888	5 200,7			<b>1'57.285</b>	10 208,9		
29	85 K. SABATUCCI Kawasaki Ninja 400	ITA	<b>1'57.299</b>	36 211,3	1'57.788	11 211,3	2'26.484	5 196,0	2'10.970	4 199,6	<b>1'57.299</b>	6 208,4			2'09.676	10 202,6
30	7 J. GIMBERT Kawasaki Ninja 400	FRA	<b>1'57.347</b>	33 209,7	1'57.780	10 206,9	2'14.317	4 199,6	1'58.954	3 198,5	<b>1'57.347</b>	6 209,7			2'08.802	10 205,7
31	44 T. BRAMICH Kawasaki Ninja 400	AUS	<b>1'57.368</b>	39 209,3	1'58.193	12 207,6	2'20.122	10 199,2	1'59.684	7 202,2			<b>1'57.368</b>	10 209,3		
32	52 O. KONIG Kawasaki Ninja 400	CZE	<b>1'57.393</b>	26 210,5	<b>1'57.393</b>	12 210,5	2'14.447	8 192,5	2'09.021	5 199,2	1'58.322	1 209,3				
33	73 J. PEREZ GONZALEZ Yamaha YZF-R3	ESP	<b>1'57.426</b>	29 208,0	1'57.709	13 201,8					<b>1'57.426</b>	6 202,2			2'09.824	10 208,0
34	34 B. NEILA Yamaha YZF-R3	ESP	<b>1'57.496</b>	36 207,2	1'59.193	9 203,7	2'28.201	10 189,8	2'00.800	7 204,5			<b>1'57.496</b>	10 207,2		
35	80 G. MASTROLUCA Kawasaki Ninja 400	ITA	<b>1'57.569</b>	38 210,5	1'58.647	13 204,5	2'20.749	5 189,1					<b>1'57.569</b>	10 210,5	2'13.445	10 200,7
36	72 A. DIAZ Yamaha YZF-R3	ESP	<b>1'57.589</b>	41 209,7	1'58.584	12 196,7	2'13.702	12 199,6	1'59.645	7 201,8			<b>1'57.589</b>	10 209,7		
37	26 M. GENNAI Yamaha YZF-R3	ITA	<b>1'57.616</b>	46 209,3	1'58.738	11 202,2	2'15.190	9 195,3	1'59.881	6 201,1			<b>1'57.616</b>	10 209,3	2'11.560	10 201,4
38	19 V. RODRIGUEZ NUNEZ Yamaha YZF-R3	ESP	<b>1'57.622</b>	49 209,3	1'59.398	12 202,6	2'16.241	12 197,0	2'00.853	5 196,7			<b>1'57.622</b>	10 203,3	2'07.693	10 209,3
39	45 F. MACAN Yamaha YZF-R3	BRA	<b>1'57.692</b>	42 209,3	1'58.080	12 204,9	2'18.486	10 192,5	2'04.034	4 195,3	<b>1'57.692</b>	6 209,3			2'09.384	10 201,4
40	75 F. PEREZ CASAS Yamaha YZF-R3	ESP	<b>1'57.783</b>	30 212,1	1'58.171	11 204,5	2'26.992	3 189,1			<b>1'57.783</b>	6 212,1			2'10.801	10 202,6
41	42 I. GARCIA ABELLA Kawasaki Ninja 400	ESP	<b>1'57.917</b>	46 205,3	<b>1'57.917</b>	13 205,3	2'14.469	11 195,6	2'05.592	5 201,8	1'58.825	7 194,2			2'08.999	10 203,7
42	14 E. DE LA VEGA Yamaha YZF-R3	FRA	<b>1'57.948</b>	22 206,9	1'58.663	11 206,9			2'06.739	6 193,9			<b>1'57.948</b>	5 205,7		
43	64 H. DE CANCELLIS Yamaha YZF-R3	FRA	<b>1'58.033</b>	42 207,2	1'58.451	13 207,2	2'20.608	8 200,0	2'11.229	1 189,4			<b>1'58.033</b>	10 204,9	2'08.337	10 205,7
44	28 N. BERNABÈ Kawasaki Ninja 400	ITA	<b>1'58.203</b>	24 212,1	1'58.729	13 208,9			2'09.932	6 198,5			<b>1'58.203</b>	5 212,1		
45	23 S. MARKARIAN Yamaha YZF-R3	FRA	<b>1'58.263</b>	25 210,1	<b>1'58.263</b>	11 210,1	2'35.070	4 183,6					1'59.113	10 203,7		
46	98 T. BERCOT Yamaha YZF-R3	FRA	<b>1'58.459</b>	30 206,5	<b>1'58.459</b>	11 206,5	2'19.006	4 196,3	2'09.322	5 194,2			1'59.014	10 203,0		
47	47 M. CERVENKA Kawasaki Ninja 400	CZE	<b>1'58.771</b>	33 204,1	1'59.943	11 198,1	2'21.241	7 196,3	2'11.258	5 197,8			<b>1'58.771</b>	10 204,1		
48	62 D. KUBAN Kawasaki Ninja 400	CZE	<b>1'58.889</b>	36 205,7	1'59.121	12 204,5	2'15.966	8 196,7	2'11.825	6 194,6			<b>1'58.889</b>	10 205,7		
49	93 A. QUINET Kawasaki Ninja 400	FRA	<b>1'58.901</b>	36 202,6	2'00.177	11 202,6	2'18.053	10 193,9	2'14.367	5 193,9			<b>1'58.901</b>	10 200,0		
50	68 J. IOVERNO Kawasaki Ninja 400	ITA	<b>1'58.983</b>	21 210,1	1'59.132	13 207,6			2'11.108	6 199,6			<b>1'58.983</b>	2 210,1		

19/09/2020

These data/results cannot be reproduced, stored and/or transmitted in whole or in part by any manner of electronic, mechanical, photocopying, recording, broadcasting or otherwise now known or herein after developed without the previous express consent by the copyright owner, except for reproduction in daily press and regular printed publications on sale to the public within 60 days of the event related to those data/results and always provided that copyright symbol appears together as follows below.

© DORNA WSBK ORGANIZATION Srl 2020





## Acerbis Catalunya Round, 18 - 20 September 2020

### Best Laps & Speeds

No.	Rider Bike	Nat	Best Lap		FP1		FP2		FP3		SP		LCR		RC1				
			LL	SPD	LL	SPD	LL	SPD	LL	SPD	LL	SPD	LL	SPD	LL	SPD			
51	<b>5 J. CORRAL ARIAS</b> Yamaha YZF-R3	ESP	<b>1'58.987</b>		1'59.292		2'22.392		2'07.164				<b>1'58.987</b>						
			29	203,0	10	<b>203,0</b>	3	183,0	6	193,2			10	201,1					
52	<b>3 M. GAGGI</b> Yamaha YZF-R3	ITA	<b>1'59.272</b>		1'59.896		2'21.549		2'01.191				<b>1'59.272</b>						
			35	208,4	12	205,7	6	190,4	7	200,7			10	<b>208,4</b>					
53	<b>59 A. ZANCA</b> Kawasaki Ninja 400	ITA	<b>1'59.534</b>		2'00.755				2'09.589				<b>1'59.534</b>						
			26	204,1	10	197,0			6	193,2			10	<b>204,1</b>					
54	<b>18 I. OFFER</b> Kawasaki Ninja 400	GBR	<b>1'59.973</b>		2'01.455		2'22.626		2'03.287				<b>1'59.973</b>						
			40	205,7	13	198,1	11	189,8	6	196,7			10	<b>205,7</b>					
55	<b>37 P. FRAGOSO</b> Yamaha YZF-R3	POR	<b>2'00.238</b>		2'02.721				2'04.253				<b>2'00.238</b>						
			30	205,7	14	199,2			6	204,1			10	<b>205,7</b>					
56	<b>77 L. GRUAU</b> Kawasaki Ninja 400	FRA	<b>2'02.588</b>		<b>2'02.588</b>		2'24.435						2'02.861						
			30	203,0	13	<b>203,0</b>	7	194,2					10	198,1					

19/09/2020

These data/results cannot be reproduced, stored and/or transmitted in whole or in part by any manner of electronic, mechanical, photocopying, recording, broadcasting or otherwise now known or herein after developed without the previous express consent by the copyright owner, except for reproduction in daily press and regular printed publications on sale to the public within 60 days of the event related to those data/results and always provided that copyright symbol appears together as follows below.

© DORNA WSBK ORGANIZATION Srl 2020



Official Fuel Supplier

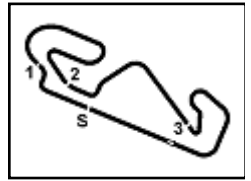


FKR PERUGIA TIMING

Official Tyre Supplier



Official Timekeeper



**Acerbis Catalunya Round, 18 - 20 September 2020**  
**Pirelli Best Lap Award**

Circuit de Barcelona 4.627 m

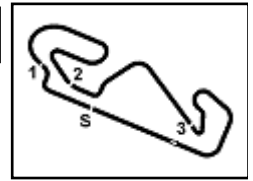
	Points	Points From First	Points From Previous	August 2 <b>JEREZ</b>	August 9 <b>PORTIMÃO</b>	August 30 <b>ARAGON</b>	September 6 <b>TERUEL</b>	September 20 <b>BARCELONA</b>	October 4 <b>MAGNY-COURS</b>	October 18 <b>ESTORIL</b>									
<b>1 CARRASCO</b> Ana (ESP)	4			1 1		1	1												
<b>2 BUIS</b> Jeffrey (NED)	1	3						1											
<b>3 SOFUOGLU</b> Bahattin (TUR)	1	3	0			1													
<b>4 ORRADRE</b> Unai (ESP)	1	3	0		1														
<b>5 DI SORA</b> Samuel (FRA)	1	3	0		1														
<b>6 VAN STRAALLEN</b> Glenn (NED)	1	3	0				1												

19/09/2020

These data/results cannot be reproduced, stored and/or transmitted in whole or in part by any manner of electronic, mechanical, photocopying, recording, broadcasting or otherwise now known or herein after developed without the previous express consent by the copyright owner, except for reproduction in daily press and regular printed publications on sale to the public within 60 days of the event related to those data/results and always provided that copyright symbol appears together as follows below.

© DORNA WSBK ORGANIZATION Srl 2020





## Acerbis Catalunya Round, 18 - 20 September 2020 Championship Standings

Circuit de Barcelona 4.627 m

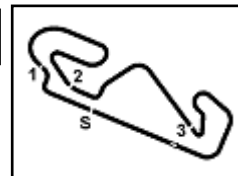
1 / 2

	Points	Points From First	Points From Previous	August 2 JEREZ	August 9 PORTIMÃO	August 30 ARAGON	September 6 TERUEL	September 20 BARCELONA	October 4 MAGNY-COURS	October 18 ESTORIL											
<b>1 BUIS</b> Jeffrey (NED)	<b>143</b>			<b>4</b> 15	<b>20 13</b> 6 6	<b>25 25</b> 5 1	<b>20 25</b> 1 1	<b>11</b> 1													
<b>2 DEROUE</b> Scott (NED)	<b>126</b>	17		<b>16 13</b> 3 5	<b>13 25</b> 4 1	<b>20</b> 2 1	<b>16 20</b> 2 2	<b>3</b> 2													
<b>3 SOFUOGLU</b> Bahattin (TUR)	<b>106</b>	37	20	<b>11 25</b> 5 1	<b>11 11</b> 3 2	<b>6 6</b> 6 6	<b>25 16</b> 5 4	<b>7</b> 3													
<b>4 ORRADRE</b> Unai (ESP)	<b>102</b>	41	4	<b>25 10</b> 1 3	<b>20</b> 5 3	<b>10 16</b> 3 4	<b>11 10</b> 4 3	<b>4</b> 4													
<b>5 CARRASCO</b> Ana (ESP)	<b>99</b>	44	3	<b>10 20</b> 6 4	<b>25</b> 1 3	<b>20 11</b> 1 3	<b>13</b> 3 4	<b>5</b> 5													
<b>6 BOOTH-AMOS</b> Tom (GBR)	<b>95</b>	48	4	<b>20 16</b> 2 1	<b>16</b> 2 5	<b>11</b> 4 5	<b>7 25</b> 6 6	<b>6</b> 6													
<b>7 PEREZ</b> Mika (ESP)	<b>69</b>	74	26		<b>9 10</b> 15 10	<b>16</b> 7 8	<b>10 11</b> 8 7	<b>13</b> 7													
<b>8 KAWAKAMI</b> Meikon (BRA)	<b>51</b>	92	18	<b>11</b> 9	<b>8</b> 8 10	<b>8 13</b> 9 7	<b>6 4</b> 7 8	<b>1</b> 8													
<b>9 DI SORA</b> Samuel (FRA)	<b>48</b>	95	3	<b>5</b> 11 14	<b>10 7</b> 10 8	<b>10 15</b> 10 15	<b>6 20</b> 15 15	<b>9</b> 9													
<b>10 MEUFFELS</b> Koen (NED)	<b>47</b>	96	1	<b>2 1</b> 14 17	<b>7 8</b> 13 12	<b>8</b> 13 12	<b>13 8</b> 13 10	<b>8</b> 10													
<b>11 IERACI</b> Bruno (ITA)	<b>46</b>	97	1	<b>9</b> 12	<b>15 17</b> 15 17	<b>9 10</b> 13 10	<b>9 9</b> 9 9	<b>11</b> 11													
<b>12 KAWAKAMI</b> Ton (BRA)	<b>37</b>	106	9	<b>6 5</b> 10 9	<b>6</b> 9 13	<b>9</b> 15 12	<b>4 2</b> 10 11	<b>5</b> 12													
<b>13 DE CANCELLIS</b> Hugo (FRA)	<b>32</b>	111	5	<b>7</b> 13	<b>17 19</b> 17 19	<b>13 7</b> 12 11	<b>3 2</b> 12 12	<b>13</b> 13													
<b>14 OKAYA</b> Yuta (JPN)	<b>29</b>	114	3	<b>13</b> 4 8	<b>16</b> 12 7	<b>8 9</b> 8 9	<b>11 13</b> 11 13	<b>14</b> 14													
<b>15 SABATUCCI</b> Kevin (ITA)	<b>29</b>	114	0	<b>9 6</b> 7 6	<b>1</b> 10 14	<b>5</b> 16 16	<b>8</b> 16 13	<b>14</b> 14													
<b>16 KALININ</b> Nick (UKR)	<b>25</b>	118	4	<b>7 8</b> 9 6	<b>5</b> 7 9	<b>2 3</b> 10 14	<b>14 16</b> 14 16	<b>16</b> 16													
<b>17 HUERTAS</b> Adrian (ESP)	<b>18</b>	125	7			<b>5</b> 26 27	<b>8 5</b> 19 17	<b>17</b> 17													
<b>18 ROVELLI</b> Filippo (ITA)	<b>17</b>	126	1	<b>3</b> 17	<b>21 24</b> 21 24	<b>4</b> 28 21	<b>10</b> 22 23	<b>18</b> 18													
<b>19 KROH</b> Alan (GER)	<b>17</b>	126	0	<b>1</b> 15 20	<b>23 28</b> 23 28	<b>7 2</b> 20 18	<b>7</b> 17 18	<b>18</b> 18													
<b>20 GARCIA</b> Marc (ESP)	<b>16</b>	127	1					<b>16</b> 20													
<b>21 VAN STRAALLEN</b> Glenn (NED)	<b>16</b>	127	0		<b>4 6</b> 19 15	<b>6</b> 17 17	<b>18 19</b> 18 19	<b>20</b> 20													
<b>22 DIAZ</b> Alvaro (ESP)	<b>13</b>	130	3	<b>8 2</b> 8 11	<b>13 15</b> 13 15	<b>17 18</b> 17 18	<b>3</b> 19 20	<b>22</b> 22													
<b>23 COPPOLA</b> Alfonso (ITA)	<b>11</b>	132	2		<b>3</b> 24	<b>4</b> 21 21	<b>4</b> 22 23	<b>23</b> 23													
<b>24 RODRIGUEZ NUNEZ</b> Victor (ESP)	<b>9</b>	134	2					<b>9</b> 24													

19/09/2020 First Line: Championship Standings - Second Line: Ranking Progression  
 These data/results cannot be reproduced, stored and/or transmitted in whole or in part by any manner of electronic, mechanical, photocopying, recording, broadcasting or otherwise now known or herein after developed without the previous express consent by the copyright owner, except for reproduction in daily press and regular printed publications on sale to the public within 60 days of the event related to those data/results and always provided that copyright symbol appears together as follows below.  
 © DORNA WSBK ORGANIZATION Srl 2020







## Acerbis Catalunya Round, 18 - 20 September 2020

### Championship Standings

Circuit de Barcelona 4.627 m

2 / 2

	Points	Points From First	Points From Previous	August 2 <b>JEREZ</b>	August 9 <b>PORTIMÃO</b>	August 30 <b>ARAGON</b>	September 6 <b>TERUEL</b>	September 20 <b>BARCELONA</b>	October 4 <b>MAGNY-COURS</b>	October 18 <b>ESTORIL</b>									
<b>25 EDWARDS</b> Tom (AUS)	9	134	0		9 17	19 20	21 21	24											
<b>26 GIMBERT</b> Johan (FRA)	8	135	1				2 30 30	6 26											
<b>27 IGLESIAS BRAVO</b> Inigo (ESP)	8	135	0			6 24 25	1 1 22 22	26											
<b>28 KONIG</b> Oliver (CZE)	7	136	1		4 22	3 21 21	22 23	28											
<b>29 CARRION</b> Alejandro (ESP)	7	136	0	3 13 17	3 18 20	1 21 21	22 23	28											
<b>30 DE LA VEGA</b> Enzo (FRA)	6	137	1		1 23 20	5 24 25	27 27	30											
<b>31 SALAC</b> Filip (CZE)	5	138	1				5 28 28	31											
<b>32 ALOISI</b> Kim (ITA)	5	138	0	4 12 15	19 22	1 27 27	28 28	31											
<b>33 BERCOT</b> Tom (FRA)	2	141	3		2 26	29 29	30 30	33											
<b>34 GENNAI</b> Mirko (ITA)	2	141	0		2 22 26	29 29	30 30	33											

19/09/2020

First Line: Championship Standings - Second Line: Ranking Progression

These data/results cannot be reproduced, stored and/or transmitted in whole or in part by any manner of electronic, mechanical, photocopying, recording, broadcasting or otherwise now known or herein after developed without the previous express consent by the copyright owner, except for reproduction in daily press and regular printed publications on sale to the public within 60 days of the event related to those data/results and always provided that copyright symbol appears together as follows below.

© DORNA WSBK ORGANIZATION Srl 2020

