

Acerbis Catalunya Round, 18 - 20 September 2020

Cronological Analysis Race 2

Circuit de Barcelona 4.627 m

Start at 13:41'13.020

1 / 4

1° 61 Y. OKAYA (1'56.635)							
Lap	Seg.1	Seg.2	Seg.3	Seg.4	Lap Time	km/h	Local Time
1		35.721	24.756	34.259	2'00.483	173,1	13:43'13.503
2	22.673	35.840	24.567	34.441	1'57.521	201,1	13:45'11.024
3	22.971	35.578	24.309	33.909	1'56.767	198,9	13:47'07.791
4	22.336	35.669	24.592	34.153	1'56.750	200,4	13:49'04.541
5	23.290	35.510	24.535	34.168	1'57.503	197,4	13:51'02.044
6	22.429	35.719	24.410	34.382	1'56.940	200,4	13:52'58.984
7	22.258	35.806	24.544	34.357	1'56.965	201,9	13:54'55.949
8	22.335	35.605	24.430	34.468	1'56.838	201,9	13:56'52.787
9	22.337	35.665	24.483	34.150	1'56.635	213,0	13:58'49.422
10	22.421	35.758	24.262	34.587	1'57.028	201,5	14:00'46.450
Race Time 19'33.430							

9	22.197	35.955	24.344	34.259	1'56.755	207,7	13:58'49.872
10	22.153	36.021	24.257	34.439	1'56.870	205,7	14:00'46.742
Race Time 19'33.722							

2° 95 S. DEROUÉ (1'56.228)							
Lap	Seg.1	Seg.2	Seg.3	Seg.4	Lap Time	km/h	Local Time
1		36.092	25.154	34.132	2'02.721	191,8	13:43'15.741
2	21.959	35.474	24.392	34.641	1'56.466	217,3	13:45'12.207
3	22.187	35.697	24.489	33.999	1'56.372	211,4	13:47'08.579
4	22.031	35.452	24.496	34.249	1'56.228	211,4	13:49'04.807
5	22.961	35.407	24.616	34.197	1'57.181	198,5	13:51'01.988
6	22.314	35.515	24.463	34.136	1'56.428	203,0	13:52'58.416
7	22.528	35.949	24.628	34.197	1'57.302	200,0	13:54'55.718
8	22.665	35.407	24.453	34.312	1'56.837	203,0	13:56'52.555
9	22.191	35.471	24.669	34.171	1'56.502	209,7	13:58'49.057
10	22.322	35.622	24.507	34.987	1'57.438	203,0	14:00'46.495
Race Time 19'33.475							

6° 58 I. IGLESIAS BRAVO (1'56.386)							
Lap	Seg.1	Seg.2	Seg.3	Seg.4	Lap Time	km/h	Local Time
1		36.097	24.717	34.263	2'02.136	183,4	13:43'15.156
2	22.061	35.721	24.585	34.195	1'56.562	208,1	13:45'11.718
3	22.489	36.043	24.626	33.781	1'56.939	207,3	13:47'08.657
4	22.511	35.500	24.544	34.315	1'56.870	212,2	13:49'05.527
5	22.506	36.169	24.479	34.244	1'57.398	206,5	13:51'02.925
6	22.451	35.505	24.496	34.602	1'57.054	213,4	13:52'59.979
7	22.397	35.869	24.523	34.396	1'57.185	212,6	13:54'57.164
8	22.191	35.637	24.587	33.971	1'56.386	206,5	13:56'53.550
9	22.319	35.444	24.573	34.140	1'56.476	201,1	13:58'50.026
10	22.089	35.983	24.407	34.288	1'56.767	210,5	14:00'46.793
Race Time 19'33.773							

3° 6 J. BUIS (1'55.959)							
Lap	Seg.1	Seg.2	Seg.3	Seg.4	Lap Time	km/h	Local Time
1		36.421	24.644	34.213	2'01.974	176,8	13:43'14.994
2	22.064	35.865	24.479	34.197	1'56.605	206,5	13:45'11.599
3	21.883	35.497	24.595	33.984	1'55.959	209,3	13:47'07.558
4	22.744	35.626	24.533	34.143	1'57.046	194,2	13:49'04.604
5	22.629	35.658	24.551	34.183	1'57.021	197,1	13:51'01.625
6	22.420	35.909	24.420	34.121	1'56.870	198,5	13:52'58.495
7	22.602	35.633	24.600	34.019	1'56.854	199,6	13:54'55.349
8	22.377	35.691	24.634	34.134	1'56.836	198,9	13:56'52.185
9	22.425	35.870	24.539	34.299	1'57.133	200,0	13:58'49.318
10	22.360	36.096	24.361	34.476	1'57.293	203,4	14:00'46.611
Race Time 19'33.591							

7° 64 H. DE CANCELLIS (1'56.150)							
Lap	Seg.1	Seg.2	Seg.3	Seg.4	Lap Time	km/h	Local Time
1		36.161	25.239	35.152	2'04.635	187,2	13:43'17.655
2	22.224	35.482	24.541	34.160	1'56.407	206,5	13:45'14.062
3	22.432	35.481	24.792	34.445	1'57.150	202,2	13:47'11.212
4	22.355	35.368	24.327	34.489	1'56.539	202,2	13:49'07.751
5	22.276	35.247	24.468	34.159	1'56.150	204,9	13:51'03.901
6	22.119	35.526	24.492	34.252	1'56.389	203,0	13:53'00.290
7	22.152	35.601	24.445	34.402	1'56.600	205,3	13:54'56.890
8	23.049	35.430	24.397	34.360	1'57.236	194,2	13:56'54.126
9	22.618	35.448	24.416	34.197	1'56.679	201,1	13:58'50.805
10	21.876	35.703	24.583	34.180	1'56.342	212,6	14:00'47.147
Race Time 19'34.127							

4° 17 K. MEUFFELS (1'56.161)							
Lap	Seg.1	Seg.2	Seg.3	Seg.4	Lap Time	km/h	Local Time
1		36.769	25.140	34.285	2'03.572	184,6	13:43'16.592
2	22.131	35.492	24.515	34.476	1'56.614	213,0	13:45'13.206
3	22.551	35.838	24.667	34.118	1'57.174	202,2	13:47'10.380
4	22.042	35.512	24.619	34.339	1'56.512	210,5	13:49'06.892
5	22.541	35.606	24.469	34.133	1'56.749	204,2	13:51'03.641
6	22.043	35.381	24.402	34.335	1'56.161	210,9	13:52'59.802
7	22.052	35.811	24.398	34.342	1'56.603	212,2	13:54'56.405
8	22.284	35.464	24.559	34.292	1'56.599	211,4	13:56'53.004
9	22.272	35.905	24.324	34.242	1'56.743	212,2	13:58'49.747
10	22.218	35.961	24.286	34.477	1'56.942	203,8	14:00'46.689
Race Time 19'33.669							

8° 22 N. KALININ (1'56.115)							
Lap	Seg.1	Seg.2	Seg.3	Seg.4	Lap Time	km/h	Local Time
1		36.182	24.694	34.298	2'01.972	184,9	13:43'14.992
2	22.535	35.809	24.581	34.511	1'57.436	204,9	13:45'12.428
3	22.240	35.779	24.701	34.528	1'57.248	207,3	13:47'09.676
4	22.474	35.642	24.688	34.360	1'57.164	205,7	13:49'06.840
5	22.378	35.778	24.676	35.032	1'57.864	204,9	13:51'04.704
6	22.543	35.576	24.494	34.119	1'56.732	201,9	13:53'01.436
7	22.192	35.834	24.544	34.027	1'56.597	210,9	13:54'58.033
8	22.108	35.468	24.291	34.423	1'56.290	208,5	13:56'54.323
9	22.040	35.425	24.374	34.276	1'56.115	204,9	13:58'50.438
10	22.537	35.622	24.451	34.175	1'56.785	204,5	14:00'47.223
Race Time 19'34.203							

5° 83 M. KAWAKAMI (1'56.010)							
Lap	Seg.1	Seg.2	Seg.3	Seg.4	Lap Time	km/h	Local Time
1		36.247	25.424	34.461	2'03.749	185,2	13:43'16.769
2	22.172	35.492	24.532	34.385	1'56.581	203,8	13:45'13.350
3	21.836	36.349	24.952	34.121	1'57.258	212,2	13:47'10.608
4	22.425	35.634	24.365	33.981	1'56.405	209,3	13:49'07.013
5	22.262	35.334	24.538	33.876	1'56.010	205,3	13:51'03.023
6	22.374	35.851	24.249	34.574	1'57.048	209,3	13:53'00.071
7	22.195	36.047	24.503	34.287	1'57.032	209,7	13:54'57.103
8	22.337	35.391	24.440	33.846	1'56.014	198,9	13:56'53.117

9° 99 A. HUERTAS (1'56.031)							
Lap	Seg.1	Seg.2	Seg.3	Seg.4	Lap Time	km/h	Local Time
1		36.533	24.734	34.361	2'02.342	175,9	13:43'15.362
2	22.832	35.935	24.514	34.517	1'57.798	203,8	13:45'13.160
3	22.152	35.641	25.172	34.130	1'57.095	205,7	13:47'10.255
4	22.289	35.562	24.819	34.695	1'57.365	204,9	13:49'07.620
5	22.547	35.574	24.537	34.410	1'57.068	206,9	13:51'04.688
6	22.732	35.509	24.484	34.217	1'56.942	199,3	13:53'01.630
7	22.088	35.816	24.532	34.258	1'56.694	207,7	13:54'58.324
8	22.063	35.589	24.560	34.007	1'56.219	208,1	13:56'54.543
9	21.933	35.412	24.350	34.336	1'56.031	206,1	13:58'50.574
10	22.466	35.625	24.435	34.571	1'57.097	204,9	14:00'47.671
Race Time 19'34.651							

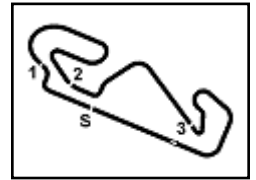
10° 54 B. SOFUOGLU (1'56.095)							
Lap	Seg.1	Seg.2	Seg.3	Seg.4	Lap Time	km/h	Local Time
1		36.133	24.958	34.011	2'02.587	185,2	13:43'15.607
2	22.485	35.575	24.754	34.221	1'57.035	210,5	13:45'12.642
3	22.124	35.876	24.615	34.028	1'56.643	209,3	13:47'09.285
4	22.194	35.494	24.383	34.024	1'56.095	209,3	13:49'05.380
5	22.737	35.748	24.395	34.228	1'57.108	200,4	13:51'02.488

20/09/2020 P = Pits In/Out - C = Lap Time Cancelled

These data/results cannot be reproduced, stored and/or transmitted in whole or in part by any manner of electronic, mechanical, photocopying, recording, broadcasting or otherwise now known or herein after developed without the previous express consent by the copyright owner, except for reproduction in daily press and regular printed publications on sale to the public within 60 days of the event related to those data/results and always provided that copyright symbol appears together as follows below.

© DORNA WSBK ORGANIZATION Srl 2020





Acerbis Catalunya Round, 18 - 20 September 2020

Cronological Analysis Race 2

Circuit de Barcelona 4.627 m

Start at 13:41'13.020

2 / 4

Lap	Seg.1	Seg.2	Seg.3	Seg.4	Lap Time	km/h	Local Time
6	22.206	35.582	24.496	34.143	1'56.427	205,3	13:52'58.915
7	22.578	36.099	24.328	33.943	1'56.948	196,0	13:54'55.863
8	22.208	35.474	24.559	34.099	1'56.340	204,2	13:56'52.203
9	22.611	35.560	24.510	34.117	1'56.798	201,1	13:58'49.001
10	22.267	35.857	24.423	36.161	1'58.708	207,3	14:00'47.709
Race Time 19'34.689							

11° 46 S. DI SORA (1'56.258)

Lap	Seg.1	Seg.2	Seg.3	Seg.4	Lap Time	km/h	Local Time
1		35.867	24.718	34.213	2'01.363	177,6	13:43'14.383
2	22.474	35.839	24.538	34.334	1'57.185	208,1	13:45'11.568
3	22.778	36.069	24.651	34.089	1'57.587	201,1	13:47'09.155
4	22.432	35.586	24.729	34.004	1'56.751	203,4	13:49'05.906
5	22.327	35.874	24.444	34.284	1'56.929	205,3	13:51'02.835
6	22.437	35.555	24.453	34.513	1'56.958	208,9	13:52'59.793
7	22.344	35.613	24.541	34.657	1'57.155	206,9	13:54'56.948
8	22.950	35.610	24.322	34.479	1'57.361	200,0	13:56'54.309
9	22.310	35.493	24.279	34.176	1'56.258	200,7	13:58'50.567
10	22.216	35.572	24.938	34.612	1'57.338	207,3	14:00'47.905
Race Time 19'34.885							

12° 78 D. MOGEDA (1'56.488)

Lap	Seg.1	Seg.2	Seg.3	Seg.4	Lap Time	km/h	Local Time
1		36.840	25.033	34.195	2'03.276	184,0	13:43'16.296
2	22.076	35.525	24.995	34.404	1'57.000	205,7	13:45'13.296
3	21.772	35.834	24.857	34.168	1'56.631	209,3	13:47'09.927
4	22.102	35.682	24.696	34.340	1'56.820	208,1	13:49'06.747
5	22.273	35.874	24.592	34.133	1'56.872	207,7	13:51'03.619
6	22.363	36.058	24.726	34.196	1'57.343	208,9	13:53'00.962
7	22.594	35.732	24.597	34.091	1'57.014	206,9	13:54'57.976
8	22.282	35.663	24.509	34.034	1'56.488	210,5	13:56'54.464
9	22.859	35.457	24.584	34.133	1'57.033	198,5	13:58'51.497
10	22.478	35.715	24.494	34.273	1'56.960	207,3	14:00'48.457
Race Time 19'35.437							

13° 8 M. PEREZ (1'56.450)

Lap	Seg.1	Seg.2	Seg.3	Seg.4	Lap Time	km/h	Local Time
1		36.038	24.672	34.601	2'01.950	183,1	13:43'14.970
2	22.659	36.051	24.946	34.440	1'58.096	203,0	13:45'13.066
3	22.389	35.963	24.688	34.131	1'57.171	203,8	13:47'10.237
4	22.615	35.857	24.474	34.460	1'57.406	203,4	13:49'07.643
5	22.350	35.664	24.530	34.563	1'57.107	206,5	13:51'04.750
6	22.814	35.663	24.421	34.158	1'57.056	198,2	13:53'01.806
7	22.070	35.887	24.563	34.414	1'56.934	211,4	13:54'58.740
8	21.962	35.680	24.614	34.194	1'56.450	210,1	13:56'55.190
9	22.207	35.568	24.534	34.143	1'56.452	206,9	13:58'51.642
10	22.231	35.709	24.537	34.363	1'56.840	204,9	14:00'48.482
Race Time 19'35.462							

14° 81 A. HEREDIA (1'56.693)

Lap	Seg.1	Seg.2	Seg.3	Seg.4	Lap Time	km/h	Local Time
1		35.803	24.760	34.194	2'01.052	178,8	13:43'14.072
2	22.687	36.041	24.597	34.730	1'58.055	208,5	13:45'12.127
3	22.378	36.299	24.736	34.266	1'57.679	206,9	13:47'09.806
4	22.131	35.597	24.750	34.389	1'56.867	207,7	13:49'06.673
5	22.195	35.672	24.640	34.254	1'56.761	206,1	13:51'03.434
6	22.417	35.980	24.619	34.454	1'57.470	204,2	13:53'00.904
7	22.560	35.605	24.669	34.028	1'56.862	206,9	13:54'57.766
8	22.274	36.184	24.522	34.009	1'56.989	208,9	13:56'54.755
9	22.460	35.456	24.715	34.456	1'57.087	208,5	13:58'51.842
10	21.934	35.999	24.725	34.035	1'56.693	205,3	14:00'48.535
Race Time 19'35.515							

15° 9 P. GRASSIA (1'56.143)

Lap	Seg.1	Seg.2	Seg.3	Seg.4	Lap Time	km/h	Local Time
1		36.447	24.734	34.130	2'01.433	172,8	13:43'14.453
2	22.470	36.130	25.073	34.358	1'58.031	210,9	13:45'12.484

16° 25 A. KROH (1'56.316)

Lap	Seg.1	Seg.2	Seg.3	Seg.4	Lap Time	km/h	Local Time
1		35.983	24.623	34.337	2'00.871	177,3	13:43'13.891
2	22.545	35.965	24.715	34.358	1'57.583	206,9	13:45'11.474
3	22.561	36.062	24.718	34.171	1'57.512	205,7	13:47'08.986
4	22.714	35.535	24.579	34.867	1'57.695	200,7	13:49'06.681
5	23.034	35.811	24.532	34.516	1'57.893	205,3	13:51'04.574
6	22.505	35.437	24.424	34.190	1'56.556	198,9	13:53'01.130
7	22.236	36.007	24.595	34.563	1'57.401	208,5	13:54'58.531
8	22.028	35.675	24.603	34.010	1'56.316	208,5	13:56'54.847
9	22.076	35.437	25.131	34.402	1'57.046	212,2	13:58'51.893
10	22.189	35.913	24.674	34.330	1'57.106	208,1	14:00'48.999
Race Time 19'35.979							

17° 48 T. BRIANTI (1'56.450)

Lap	Seg.1	Seg.2	Seg.3	Seg.4	Lap Time	km/h	Local Time
1		36.100	24.908	34.423	2'02.504	186,2	13:43'15.524
2	21.853	36.298	24.795	34.545	1'57.491	213,4	13:45'13.015
3	22.593	36.094	24.861	34.195	1'57.743	206,1	13:47'10.758
4	22.208	35.378	24.554	34.612	1'56.752	213,9	13:49'07.510
5	22.147	35.580	24.696	34.575	1'56.998	208,9	13:51'04.508
6	22.393	35.759	24.465	34.219	1'56.836	201,5	13:53'01.344
7	22.654	35.946	24.433	34.677	1'57.710	204,9	13:54'59.054
8	21.992	35.652	24.591	34.494	1'56.729	207,7	13:56'55.783
9	22.036	35.555	24.504	34.355	1'56.450	210,1	13:58'52.233
10	22.681	35.619	24.446	34.569	1'57.315	208,5	14:00'49.548
Race Time 19'36.528							

18° 15 A. COPPOLA (1'56.836)

Lap	Seg.1	Seg.2	Seg.3	Seg.4	Lap Time	km/h	Local Time
1		35.877	24.652	34.180	2'01.190	183,7	13:43'14.210
2	22.443	35.694	24.644	34.340	1'57.121	208,9	13:45'11.331
3	22.485	35.706	24.437	34.208	1'56.836	200,7	13:47'08.167
4	22.579	35.801	24.407	34.168	1'56.955	201,5	13:49'05.122
5	22.544	35.904	24.533	34.252	1'57.233	206,1	13:51'02.355
6	22.831	35.547	24.489	34.373	1'57.240	206,9	13:52'59.595
7	22.487	35.948	24.640	34.373	1'57.448	206,5	13:54'57.043
8	22.928	36.608	24.580	34.329	1'58.445	193,5	13:56'55.488
9	22.239	35.516	24.421	34.735	1'56.911	206,1	13:58'52.399
10	22.456	35.949	24.631	34.352	1'57.388	210,5	14:00'49.787
Race Time 19'36.767							

19° 19 V. RODRIGUEZ NUNEZ (1'56.598)

Lap	Seg.1	Seg.2	Seg.3	Seg.4	Lap Time	km/h	Local Time
1		36.177	25.150	35.115	2'04.654	184,3	13:43'17.674
2	22.454	35.455	24.415	34.274	1'56.598	202,2	13:45'14.272
3	22.133	35.452	24.869	34.704	1'57.158	204,5	13:47'11.430
4	22.178	35.967	24.625	34.366	1'57.136	206,5	13:49'08.566
5	22.483	35.448	24.523	34.491	1'56.945	202,6	13:51'05.511
6	22.449	35.574	24.408	34.624	1'57.055	200,7	13:53'02.566
7	22.739	35.672	24.775	34.680	1'57.866	197,4	13:55'00.432
8	22.579	35.797	24.976	34.829	1'58.181	201,9	13:56'58.613
9	22.778	35.964	25.088	34.924	1'58.754	196,0	13:58'57.367
10	22.884	36.179	25.219	35.117	1'59.399	193,5	14:00'56.766
Race Time 19'43.746							

20/09/2020

P = Pits In/Out - C = Lap Time Cancelled

These data/results cannot be reproduced, stored and/or transmitted in whole or in part by any manner of electronic, mechanical, photocopying, recording, broadcasting or otherwise now known or herein after developed without the previous express consent by the copyright owner, except for reproduction in daily press and regular printed publications on sale to the public within 60 days of the event related to those data/results and always provided that copyright symbol appears together as follows below.

© DORNA WSBK ORGANIZATION Srl 2020

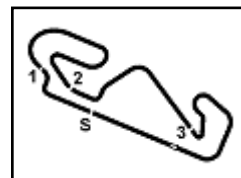


Official Fuel Supplier



FKR PERUGIA TIMING

Official Ty



Acerbis Catalunya Round, 18 - 20 September 2020

Cronological Analysis Race 2

Circuit de Barcelona 4.627 m

Start at 13:41'13.020

3 / 4

20° 26 M. GENNAI (1'56.578)							
Lap	Seg.1	Seg.2	Seg.3	Seg.4	Lap Time	km/h	Local Time
1		36.142	24.939	35.684	2'05.838	190,1	13:43'18.858
2	22.404	35.436	24.621	34.117	1'56.578	208,9	13:45'15.436
3	22.550	35.861	24.923	34.442	1'57.776	198,5	13:47'13.212
4	22.757	35.591	24.645	34.237	1'57.230	197,4	13:49'10.442
5	22.856	36.042	24.771	34.657	1'58.326	194,2	13:51'08.768
6	23.011	35.859	25.025	34.648	1'58.543	193,2	13:53'07.311
7	22.773	35.661	25.091	34.351	1'57.876	200,0	13:55'05.187
8	23.173	35.847	24.845	34.449	1'58.314	190,5	13:57'03.501
9	23.089	35.508	24.666	34.629	1'57.892	197,4	13:59'01.393
10	22.840	35.730	24.903	34.392	1'57.865	196,7	14:00'59.258
Race Time 19'46.238							

9	22.466	35.763	24.912	34.769	1'57.910	201,5	13:59'02.629
10	22.470	35.893	24.774	34.814	1'57.951	205,3	14:01'00.580
Race Time 19'47.560							

21° 43 M. GARCIA (1'57.097)							
Lap	Seg.1	Seg.2	Seg.3	Seg.4	Lap Time	km/h	Local Time
1		36.276	25.242	35.930	2'05.800	185,2	13:43'18.820
2	22.228	35.518	24.727	35.081	1'57.554	208,9	13:45'16.374
3	22.506	35.381	24.820	34.639	1'57.346	205,3	13:47'13.720
4	22.510	35.691	24.557	34.339	1'57.097	203,4	13:49'10.817
5	22.829	35.950	24.640	34.663	1'58.082	194,2	13:51'08.899
6	23.380	35.937	24.815	34.959	1'59.091	193,9	13:53'07.990
7	22.520	35.557	24.742	34.388	1'57.207	200,0	13:55'05.197
8	23.299	36.125	24.482	34.596	1'58.502	189,8	13:57'03.699
9	22.567	35.670	24.831	34.590	1'57.658	196,4	13:59'01.357
10	22.820	35.732	24.852	34.523	1'57.927	202,6	14:00'59.284
Race Time 19'46.284							

25° 45 F. MACAN (1'57.151)							
Lap	Seg.1	Seg.2	Seg.3	Seg.4	Lap Time	km/h	Local Time
1		36.679	25.032	35.077	2'05.224	182,7	13:43'18.244
2	22.088	35.847	24.842	34.374	1'57.151	211,4	13:45'15.395
3	22.481	36.223	25.098	34.773	1'58.575	201,1	13:47'13.970
4	22.443	35.993	24.885	35.170	1'58.491	204,2	13:49'12.461
5	22.499	35.917	24.917	34.554	1'57.887	197,4	13:51'10.348
6	22.951	35.924	24.813	34.589	1'58.277	199,3	13:53'08.625
7	22.648	35.953	24.918	34.358	1'57.877	195,7	13:55'06.502
8	22.387	36.244	24.809	34.441	1'57.881	202,2	13:57'04.383
9	22.439	35.912	25.036	34.678	1'58.065	207,3	13:59'02.448
10	22.624	35.998	24.798	34.729	1'58.149	197,8	14:01'00.597
Race Time 19'47.577							

22° 75 F. PEREZ CASAS (1'57.407)							
Lap	Seg.1	Seg.2	Seg.3	Seg.4	Lap Time	km/h	Local Time
1		36.243	25.173	34.976	2'04.971	184,0	13:43'17.991
2	22.461	35.886	24.694	34.366	1'57.407	203,4	13:45'15.398
3	22.741	35.655	24.898	34.606	1'57.900	199,3	13:47'13.298
4	22.807	35.636	24.620	34.423	1'57.486	194,6	13:49'10.784
5	22.768	35.891	24.817	34.540	1'58.016	194,9	13:51'08.800
6	23.129	36.068	24.762	34.699	1'58.658	191,5	13:53'07.458
7	22.842	35.822	24.807	34.671	1'58.142	195,3	13:55'05.600
8	22.693	35.988	24.823	34.769	1'58.273	198,2	13:57'03.873
9	22.636	35.748	24.737	34.436	1'57.557	200,4	13:59'01.430
10	22.979	35.655	24.864	34.616	1'58.114	193,2	14:00'59.544
Race Time 19'46.524							

26° 10 U. ORRADRE (1'56.578)							
Lap	Seg.1	Seg.2	Seg.3	Seg.4	Lap Time	km/h	Local Time
1		35.876	24.701	34.241	2'00.656	176,5	13:43'13.676
2	22.611	35.875	24.691	34.367	1'57.544	197,8	13:45'11.220
3	22.646	35.514	24.533	34.174	1'56.867	199,6	13:47'08.087
4	22.670	35.494	24.331	34.327	1'56.822	198,2	13:49'04.909
5	23.029	35.652	24.411	34.205	1'57.297	193,2	13:51'02.206
6	22.191	35.688	24.388	34.311	1'56.578	207,7	13:52'58.784
7	22.580	35.778	24.479	34.190	1'57.027	199,6	13:54'55.811
8	22.130	35.754	24.572	34.246	1'56.702	203,0	13:56'52.513
9	22.481	35.637	24.451	34.165	1'56.734	205,7	13:58'49.247
10	22.505	35.488	24.343	58.133	2'20.469	203,0	14:01'09.716
Race Time 19'56.696							

23° 42 I. GARCIA ABELLA (1'56.812)							
Lap	Seg.1	Seg.2	Seg.3	Seg.4	Lap Time	km/h	Local Time
1		36.472	25.331	35.328	2'05.068	186,9	13:43'18.088
2	22.300	35.817	25.045	35.065	1'58.227	207,7	13:45'16.315
3	22.859	35.986	24.659	34.480	1'57.984	199,3	13:47'14.299
4	22.313	35.579	24.561	34.359	1'56.812	208,1	13:49'11.111
5	22.103	36.014	24.851	34.703	1'57.671	205,3	13:51'08.782
6	23.288	35.982	24.842	35.044	1'59.156	196,0	13:53'07.938
7	22.760	35.864	24.773	34.746	1'58.143	199,6	13:55'06.081
8	22.579	36.121	24.786	34.674	1'58.160	204,9	13:57'04.241
9	22.676	35.847	24.889	34.683	1'58.095	204,9	13:59'02.336
10	22.450	35.755	24.718	34.525	1'57.448	201,1	14:00'59.784
Race Time 19'46.764							

27° 80 G. MASTROLUCA (1'59.203)							
Lap	Seg.1	Seg.2	Seg.3	Seg.4	Lap Time	km/h	Local Time
1		36.876	24.850	34.880	2'05.621	187,8	13:43'18.641
2	25.008	36.446	25.092	34.827	2'01.373	204,5	13:45'20.014
3	23.142	36.262	25.071	34.728	1'59.203	193,2	13:47'19.217
4	23.326	36.413	25.202	35.112	2'00.053	191,2	13:49'19.270
5	23.551	36.598	25.317	35.365	2'00.831	188,8	13:51'20.101
6	23.447	36.744	25.304	35.285	2'00.780	188,8	13:53'20.881
7	23.484	36.527	25.600	35.158	2'00.769	189,1	13:55'21.650
8	23.486	36.884	25.441	35.189	2'01.000	190,1	13:57'22.650
9	23.565	36.857	25.458	35.292	2'01.172	189,5	13:59'23.822
10	23.362	36.827	25.804	35.923	2'01.916	189,8	14:01'25.738
Race Time 20'12.718							

24° 73 J. PEREZ GONZALEZ (1'57.656)							
Lap	Seg.1	Seg.2	Seg.3	Seg.4	Lap Time	km/h	Local Time
1		36.267	24.972	35.179	2'05.661	179,1	13:43'18.681
2	22.553	35.590	24.875	34.729	1'57.747	208,9	13:45'16.428
3	22.602	35.938	24.740	34.376	1'57.656	201,5	13:47'14.084
4	22.417	35.990	24.883	34.964	1'58.254	202,2	13:49'12.338
5	22.693	35.818	24.954	34.638	1'58.103	195,3	13:51'10.441
6	22.613	35.851	24.905	34.691	1'58.060	196,7	13:53'08.501
7	22.606	35.636	24.845	34.764	1'57.851	197,4	13:55'06.352
8	22.650	36.177	24.966	34.574	1'58.367	204,2	13:57'04.719

28° 87 T. KAWAKAMI (1'58.608)							
Lap	Seg.1	Seg.2	Seg.3	Seg.4	Lap Time	km/h	Local Time
1		36.409	25.356	55.500	2'24.631	183,7	13:43'37.651
2	23.255	36.161	25.097	34.760	1'59.273	188,8	13:45'36.924
3	23.337	36.211	25.005	34.644	1'59.197	188,2	13:47'36.121
4	23.132	36.250	25.331	34.713	1'59.426	187,8	13:49'35.547
5	23.181	35.918	25.011	34.498	1'58.608	187,2	13:51'34.155
6	23.240	35.957	24.937	34.610	1'58.744	186,5	13:53'32.899
7	23.309	35.973	24.990	34.592	1'58.864	188,5	13:55'31.763
8	23.027	36.151	25.157	34.595	1'58.930	190,1	13:57'30.693
9	22.991	36.270	25.116	34.674	1'59.051	190,5	13:59'29.744
10	23.221	36.326	25.242	35.161	1'59.950	189,8	14:01'29.694
Race Time 20'16.674							

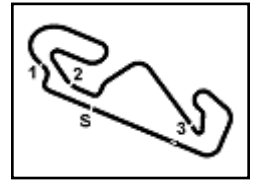
RET 69 T. BOOTH-AMOS (1'56.197)							
Lap	Seg.1	Seg.2	Seg.3	Seg.4	Lap Time	km/h	Local Time
1		35.769	24.827	33.924	2'00.103	175,3	13:43'13.123
2	23.275	35.492	24.757	34.102	1'57.626	191,8	13:45'10.749
3	23.339	35.871	24.320	34.039	1'57.569	195,7	13:47'08.318
4	22.594	35.488	24.290	34.296	1'56.668	196,4	13:49'04.986
5	22.374	35.425	24.601	33.797	1'56.197	196,4	13:51'01.183

20/09/2020 P = Pits In/Out - C = Lap Time Cancelled

These data/results cannot be reproduced, stored and/or transmitted in whole or in part by any manner of electronic, mechanical, photocopying, recording, broadcasting or otherwise now known or herein after developed without the previous express consent by the copyright owner, except for reproduction in daily press and regular printed publications on sale to the public within 60 days of the event related to those data/results and always provided that copyright symbol appears together as follows below.

© DORNA WSBK ORGANIZATION Srl 2020





Acerbis Catalunya Round, 18 - 20 September 2020

Cronological Analysis Race 2

Start at 13:41'13.020

6	22.980	35.492	24.445	33.885	1'56.802	189,8	13:52'57.985
7	23.017	35.646	24.587	33.879	1'57.129	191,2	13:54'55.114
8	22.690	35.505	24.547	33.823	1'56.565	195,7	13:56'51.679
9	22.775	35.643	24.582	33.945	1'56.945	193,2	13:58'48.624

Race Time 17'35.604

RET 88 B. IERACI (1'56.625)

Lap	Seg.1	Seg.2	Seg.3	Seg.4	Lap Time	km/h	Local Time
1		35.769	24.768	34.270	2'00.472	172,8	13:43'13.492
2	22.537	35.739	24.860	34.382	1'57.518	203,0	13:45'11.010
3	23.057	35.688	24.407	34.098	1'57.250	198,2	13:47'08.260
4	22.864	35.503	24.480	34.261	1'57.108	194,9	13:49'05.368
5	22.684	35.718	24.465	34.482	1'57.349	204,5	13:51'02.717
6	22.122	35.739	24.597	34.167	1'56.625	211,4	13:52'59.342
7	22.268	35.654	24.636	34.349	1'56.907	204,9	13:54'56.249
8	22.278	35.507	24.593	34.306	1'56.684	207,3	13:56'52.933
9	22.278	35.829	24.430	34.159	1'56.696	212,2	13:58'49.629

Race Time 17'36.609

RET 27 F. ROVELLI (1'57.897)

Lap	Seg.1	Seg.2	Seg.3	Seg.4	Lap Time	km/h	Local Time
1		36.390	25.250	34.493	2'03.129	178,5	13:43'16.149
2	22.478	35.926	24.744	34.749	1'57.897	203,8	13:45'14.046
3	22.757	37.007	25.225	46.275	2'11.264P	199,3	13:47'25.310

Race Time 6'12.290

20/09/2020 P = Pits In/Out - C = Lap Time Cancelled

These data/results cannot be reproduced, stored and/or transmitted in whole or in part by any manner of electronic, mechanical, photocopying, recording, broadcasting or otherwise now known or herein after developed without the previous express consent by the copyright owner, except for reproduction in daily press and regular printed publications on sale to the public within 60 days of the event related to those data/results and always provided that copyright symbol appears together as follows below.

© DORNA WSBK ORGANIZATION Srl 2020



Official Fuel Supplier



FKR PERUGIA TIMING

Official Tyre Supplier



Official Timekeeper