

## Acerbis Catalunya Round, 18 - 20 September 2020

### Results Free Practice 1st Session Gr.A

Circuit de Barcelona 4.627 m  
1 / 2

No.	Rider	Nat	Team	Bike	Class	Time	Gap	Rel.	Laps	Speed	
										Avg	Max
1	88 B. IERACI	ITA	Kawasaki GP Project	Kawasaki Ninja 400	A	<b>1'56.543</b>			10	142,928	<b>209,3</b>
2	17 K. MEUFFELS	NED	MTM Kawasaki MOTOPOST	Kawasaki Ninja 400	A	<b>1'56.701</b>	0.158	0.158	9	142,734	<b>211,4</b>
3	6 J. BUIS	NED	MTM Kawasaki MOTOPOST	Kawasaki Ninja 400	A	<b>1'56.767</b>	0.224	0.066	13	142,653	<b>213,4</b>
4	25 A. KROH	GER	Yamaha MS Racing	Yamaha YZF-R3	A	<b>1'56.874</b>	0.331	0.107	10	142,523	<b>208,9</b>
5	46 S. DI SORA	FRA	Leader Team Flembbo	Kawasaki Ninja 400	A	<b>1'56.885</b>	0.342	0.011	13	142,509	<b>210,9</b>
6	43 M. GARCIA	ESP	2R Racing	Kawasaki Ninja 400	A	<b>1'56.956</b>	0.413	0.071	12	142,423	<b>206,5</b>
7	8 M. PEREZ	ESP	Prodina Ircos Team WorldSSP300	Kawasaki Ninja 400	A	<b>1'57.105</b>	0.562	0.149	11	142,242	<b>210,9</b>
8	22 N. KALININ	UKR	Battley-RT Motorsports by SKM-Kawasaki	Kawasaki Ninja 400	A	<b>1'57.210</b>	0.667	0.105	13	142,114	<b>207,7</b>
9	78 D. MOGEDA	ESP	OUTDO Kawasaki TPR	Kawasaki Ninja 400	A	<b>1'57.254</b>	0.711	0.044	12	142,061	<b>206,9</b>
10	2 A. CARRION	ESP	Smrz Racing - Willi Race	Kawasaki Ninja 400	A	<b>1'57.280</b>	0.737	0.026	11	142,029	<b>208,1</b>
11	9 P. GRASSIA	ITA	Team CHIODO Moto Racing	Kawasaki Ninja 400	A	<b>1'57.446</b>	0.903	0.166	10	141,829	<b>210,9</b>
12	84 K. ALOISI	ITA	ProGP Racing	Yamaha YZF-R3	A	<b>1'57.643</b>	1.100	0.197	10	141,591	<b>203,4</b>
13	27 F. ROVELLI	ITA	Kawasaki ParkinGO Team	Kawasaki Ninja 400	A	<b>1'57.652</b>	1.109	0.009	10	141,580	<b>206,5</b>
14	7 J. GIMBERT	FRA	GP Project	Kawasaki Ninja 400	A	<b>1'57.780</b>	1.237	0.128	10	141,426	<b>206,9</b>
15	10 U. ORRADRE	ESP	Yamaha MS Racing	Yamaha YZF-R3	A	<b>1'57.913</b>	1.370	0.133	12	141,267	<b>207,7</b>
16	42 I. GARCIA ABELLA	ESP	Alarxa Team Pons	Kawasaki Ninja 400	A	<b>1'57.917</b>	1.374	0.004	13	141,262	<b>205,3</b>
17	45 F. MACAN	BRA	Team Brasil AD 78	Yamaha YZF-R3	A	<b>1'58.080</b>	1.537	0.163	12	141,067	<b>204,9</b>
18	66 E. MCGLINCHEY	GBR	Team#109 Kawasaki	Kawasaki Ninja 400	A	<b>1'58.175</b>	1.632	0.095	13	140,954	<b>205,7</b>
19	44 T. BRAMICH	AUS	Carl Cox-RT Motorsports by SKM-Kawasaki	Kawasaki Ninja 400	A	<b>1'58.193</b>	1.650	0.018	12	140,932	<b>207,7</b>
20	24 D. BLIN	POL	Biblion Motoxrcing Yamaha WorldSSP300	Yamaha YZF-R3	A	<b>1'58.563</b>	2.020	0.370	14	140,492	<b>204,2</b>
21	72 A. DIAZ	ESP	Biblion Motoxrcing Yamaha WorldSSP300	Yamaha YZF-R3	A	<b>1'58.584</b>	2.041	0.021	12	140,468	<b>196,7</b>
22	26 M. GENNAI	ITA	Team BrCorse	Yamaha YZF-R3	A	<b>1'58.738</b>	2.195	0.154	11	140,285	<b>202,2</b>
23	34 B. NEILA	ESP	Team TRASIMENO	Yamaha YZF-R3	A	<b>1'59.193</b>	2.650	0.455	9	139,750	<b>203,8</b>
24	19 V. RODRIGUEZ NUNEZ	ESP	EAB Ten Kate Racing	Yamaha YZF-R3	A	<b>1'59.398</b>	2.855	0.205	12	139,510	<b>202,6</b>
25	3 M. GAGGI	ITA	Machado Came SBK	Yamaha YZF-R3	A	<b>1'59.896</b>	3.353	0.498	12	138,930	<b>205,7</b>
26	18 I. OFFER	GBR	Scuderia Maranga Racing	Kawasaki Ninja 400	A	<b>2'01.455</b>	4.912	1.559	13	137,147	<b>198,2</b>
27	77 L. GRUAU	FRA	TGP Racing	Kawasaki Ninja 400	A	<b>2'02.588</b>	6.045	1.133	13	135,880	<b>203,0</b>
28	37 P. FRAGOSO	POR	Machado Came SBK	Yamaha YZF-R3	A	<b>2'02.721</b>	6.178	0.133	14	135,732	<b>199,3</b>

Qualifying Lap Time (107% of 1'56.543): 2'04.702

Top 3 Average Time: 1'56.670

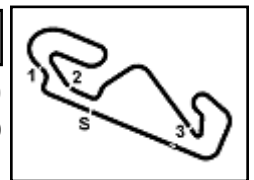
AIR	Humidity:	68%	Temp:	22°C
TRACK	Condition:	Dry	Temp:	26°C

Start 18/09/2020 09:45 End 10:17 The results are provisional until the end of the time limit for protests and appeals and the completion of the technical checks.

These data/results cannot be reproduced, stored and/or transmitted in whole or in part by any manner of electronic, mechanical, photocopying, recording, broadcasting or otherwise now known or herein after developed without the previous express consent by the copyright owner, except for reproduction in daily press and regular printed publications on sale to the public within 60 days of the event related to those data/results and always provided that copyright symbol appears together as follows below.

© DORNA WSBK ORGANIZATION Srl 2020





## Acerbis Catalunya Round, 18 - 20 September 2020

### Results Free Practice 1st Session Gr.A

#### Session Highlights

Local Time	No. Rider	Description
09.45.00		Start
09.54.58	26 M. GENNAI	Current Lap Cancelled - Exceeded Track Limits - Turn 9
09.55.35	42 I. GARCIA ABELLA	Current Lap Cancelled - Exceeded Track Limits - Turn 2
09.59.25	72 A. DIAZ	Lap Cancelled (2'12.807) - Exceeded Track Limits - Turn 9
10.04.08	18 I. OFFER	Lap Cancelled (2'04.396) - Exceeded Track Limits - Turn 9
10.06.20	10 U. ORRADRE	Current Lap Cancelled - Exceeded Track Limits - Turn 9
10.07.33	42 I. GARCIA ABELLA	Current Lap Cancelled - Exceeded Track Limits - Turn 2
10.08.52	72 A. DIAZ	Current Lap Cancelled - Exceeded Track Limits - Turn 2
10.10.31	88 B. IERACI	Lap Cancelled (1'58.309) - Exceeded Track Limits - Turn 9
10.10.54	24 D. BLIN	Lap Cancelled (2'04.555) - Exceeded Track Limits - Turn 9
10.12.59	72 A. DIAZ	Lap Cancelled (1'58.799) - Exceeded Track Limits - Turn 9
10.14.04	43 M. GARCIA	Current Lap Cancelled - Exceeded Track Limits
10.14.07	88 B. IERACI	Current Lap Cancelled - Exceeded Track Limits
10.15.34	37 P. FRAGOSO	Lap Cancelled (2'05.068) - Exceeded Track Limits - Turn 16
10.16.16	18 I. OFFER	Lap Cancelled (2'15.019) - Exceeded Track Limits - Turn 9
10.17.15		End Of Session

#### Fastest Laps Sequence

No.	Rider	Nat	Team	Bike	Local Time	Time	Gap	Avg
2	A. CARRION	ESP	Smrz Racing - Willi Race	Kawasaki Ninja 400	09:49'06.739	<b>2'00.300</b>		138,464
84	K. ALOISI	ITA	ProGP Racing	Yamaha YZF-R3	09:49'08.298	<b>1'59.634</b>	-0.666	139,235
88	B. IERACI	ITA	Kawasaki GP Project	Kawasaki Ninja 400	09:49'11.572	<b>1'58.671</b>	-0.963	140,365
9	P. GRASSIA	ITA	Team CHIODO Moto Racing	Kawasaki Ninja 400	09:49'22.972	<b>1'58.332</b>	-0.339	140,767
88	B. IERACI	ITA	Kawasaki GP Project	Kawasaki Ninja 400	09:51'08.710	<b>1'57.138</b>	-1.194	142,202
88	B. IERACI	ITA	Kawasaki GP Project	Kawasaki Ninja 400	09:53'05.723	<b>1'57.013</b>	-0.125	142,353
46	S. DI SORA	FRA	Leader Team Flembbo	Kawasaki Ninja 400	09:55'13.906	<b>1'56.885</b>	-0.128	142,509
17	K. MEUFFELS	NED	MTM Kawasaki MOTOPORT	Kawasaki Ninja 400	09:55'14.247	<b>1'56.701</b>	-0.184	142,734
88	B. IERACI	ITA	Kawasaki GP Project	Kawasaki Ninja 400	10:11'46.806	<b>1'56.543</b>	-0.158	142,928

Start 09:45 End 10:17 The results are provisional until the end of the time limit for protests and appeals and the completion of the technical checks.

These data/results cannot be reproduced, stored and/or transmitted in whole or in part by any manner of electronic, mechanical, photocopying, recording, broadcasting or otherwise now known or herein after developed without the previous express consent by the copyright owner, except for reproduction in daily press and regular printed publications on sale to the public within 60 days of the event related to those data/results and always provided that copyright symbol appears together as follows below.

© DORNA WSBK ORGANIZATION Srl 2020



Official Fuel Supplier

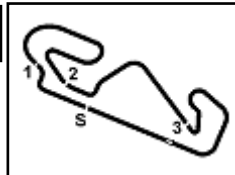


PIRELLI

Official Tyre Supplier



Official Timekeeper



## Acerbis Catalunya Round, 18 - 20 September 2020

### Best Sectors & Speed Free Practice 1st Session Gr.A

Circuit de Barcelona 4.627 m

BEST LAP			
1	88 B. IERACI	Kawasaki Ninja 400	1'56.543
2	17 K. MEUFFELS	Kawasaki Ninja 400	1'56.701
3	6 J. BUIS	Kawasaki Ninja 400	1'56.767
4	25 A. KROH	Yamaha YZF-R3	1'56.874
5	46 S. DI SORA	Kawasaki Ninja 400	1'56.885
6	43 M. GARCIA	Kawasaki Ninja 400	1'56.956
7	8 M. PEREZ	Kawasaki Ninja 400	1'57.105
8	22 N. KALININ	Kawasaki Ninja 400	1'57.210
9	78 D. MOGEDA	Kawasaki Ninja 400	1'57.254
10	2 A. CARRION	Kawasaki Ninja 400	1'57.280
11	9 P. GRASSIA	Kawasaki Ninja 400	1'57.446
12	84 K. ALOISI	Yamaha YZF-R3	1'57.643
13	27 F. ROVELLI	Kawasaki Ninja 400	1'57.652
14	7 J. GIMBERT	Kawasaki Ninja 400	1'57.780
15	10 U. ORRADRE	Yamaha YZF-R3	1'57.913
16	42 I. GARCIA ABELLA	Kawasaki Ninja 400	1'57.917
17	45 F. MACAN	Yamaha YZF-R3	1'58.080
18	66 E. MCGLINCHEY	Kawasaki Ninja 400	1'58.175
19	44 T. BRAMICH	Kawasaki Ninja 400	1'58.193
20	24 D. BLIN	Yamaha YZF-R3	1'58.563
21	72 A. DIAZ	Yamaha YZF-R3	1'58.584
22	26 M. GENNAI	Yamaha YZF-R3	1'58.738
23	34 B. NEILA	Yamaha YZF-R3	1'59.193
24	19 V. RODRIGUEZ NUNEZ	Yamaha YZF-R3	1'59.398
25	3 M. GAGGI	Yamaha YZF-R3	1'59.896
26	18 I. OFFER	Kawasaki Ninja 400	2'01.455
27	77 L. GRUAU	Kawasaki Ninja 400	2'02.588
28	37 P. FRAGOSO	Yamaha YZF-R3	2'02.721

SPEED			
1	6 J. BUIS	Kawasaki Ninja 400	213,4
2	17 K. MEUFFELS	Kawasaki Ninja 400	211,4
3	46 S. DI SORA	Kawasaki Ninja 400	210,9
4	9 P. GRASSIA	Kawasaki Ninja 400	210,9
5	8 M. PEREZ	Kawasaki Ninja 400	210,9
6	88 B. IERACI	Kawasaki Ninja 400	209,3
7	25 A. KROH	Yamaha YZF-R3	208,9
8	2 A. CARRION	Kawasaki Ninja 400	208,1
9	10 U. ORRADRE	Yamaha YZF-R3	207,7
10	22 N. KALININ	Kawasaki Ninja 400	207,7
11	44 T. BRAMICH	Kawasaki Ninja 400	207,7
12	7 J. GIMBERT	Kawasaki Ninja 400	206,9
13	78 D. MOGEDA	Kawasaki Ninja 400	206,9
14	43 M. GARCIA	Kawasaki Ninja 400	206,5
15	27 F. ROVELLI	Kawasaki Ninja 400	206,5
16	3 M. GAGGI	Yamaha YZF-R3	205,7
17	66 E. MCGLINCHEY	Kawasaki Ninja 400	205,7
18	42 I. GARCIA ABELLA	Kawasaki Ninja 400	205,3
19	45 F. MACAN	Yamaha YZF-R3	204,9
20	24 D. BLIN	Yamaha YZF-R3	204,2
21	34 B. NEILA	Yamaha YZF-R3	203,8
22	84 K. ALOISI	Yamaha YZF-R3	203,4
23	77 L. GRUAU	Kawasaki Ninja 400	203,0
24	19 V. RODRIGUEZ NUNEZ	Yamaha YZF-R3	202,6
25	26 M. GENNAI	Yamaha YZF-R3	202,2
26	37 P. FRAGOSO	Yamaha YZF-R3	199,3
27	18 I. OFFER	Kawasaki Ninja 400	198,2
28	72 A. DIAZ	Yamaha YZF-R3	196,7

SEG. 1		
1	88 B. IERACI	21,774
2	8 M. PEREZ	21,983
3	22 N. KALININ	22,002
4	6 J. BUIS	22,080
5	46 S. DI SORA	22,099
6	42 I. GARCIA ABELLA	22,127
7	2 A. CARRION	22,154
8	27 F. ROVELLI	22,165
9	7 J. GIMBERT	22,165
10	9 P. GRASSIA	22,184
11	25 A. KROH	22,187
12	10 U. ORRADRE	22,225
13	17 K. MEUFFELS	22,243
14	78 D. MOGEDA	22,273
15	43 M. GARCIA	22,299
16	44 T. BRAMICH	22,326
17	45 F. MACAN	22,379
18	24 D. BLIN	22,432
19	26 M. GENNAI	22,519
20	84 K. ALOISI	22,544
21	66 E. MCGLINCHEY	22,576
22	19 V. RODRIGUEZ NUNEZ	22,585
23	72 A. DIAZ	22,641
24	34 B. NEILA	22,713
25	3 M. GAGGI	22,787
26	18 I. OFFER	23,082
27	37 P. FRAGOSO	23,220
28	77 L. GRUAU	23,290

SEG. 2		
1	17 K. MEUFFELS	35,492
2	88 B. IERACI	35,517
3	22 N. KALININ	35,553
4	6 J. BUIS	35,631
5	9 P. GRASSIA	35,645
6	84 K. ALOISI	35,660
7	46 S. DI SORA	35,667
8	43 M. GARCIA	35,676
9	78 D. MOGEDA	35,720
10	8 M. PEREZ	35,736
11	25 A. KROH	35,742
12	27 F. ROVELLI	35,752
13	2 A. CARRION	35,755
14	66 E. MCGLINCHEY	35,769
15	10 U. ORRADRE	35,830
16	42 I. GARCIA ABELLA	35,858
17	26 M. GENNAI	35,874
18	7 J. GIMBERT	35,902
19	72 A. DIAZ	35,932
20	24 D. BLIN	35,949
21	44 T. BRAMICH	35,974
22	45 F. MACAN	36,008
23	3 M. GAGGI	36,088
24	34 B. NEILA	36,193
25	19 V. RODRIGUEZ NUNEZ	36,383
26	37 P. FRAGOSO	36,684
27	18 I. OFFER	36,687
28	77 L. GRUAU	37,171

SEG. 3		
1	17 K. MEUFFELS	24,519
2	43 M. GARCIA	24,532
3	66 E. MCGLINCHEY	24,555
4	2 A. CARRION	24,611
5	25 A. KROH	24,617
6	6 J. BUIS	24,624
7	88 B. IERACI	24,659
8	22 N. KALININ	24,683
9	8 M. PEREZ	24,688
10	46 S. DI SORA	24,739
11	9 P. GRASSIA	24,749
12	84 K. ALOISI	24,798
13	78 D. MOGEDA	24,804
14	10 U. ORRADRE	24,817
15	7 J. GIMBERT	24,838
16	42 I. GARCIA ABELLA	24,912
17	26 M. GENNAI	24,986
18	45 F. MACAN	25,023
19	44 T. BRAMICH	25,053
20	24 D. BLIN	25,066
21	19 V. RODRIGUEZ NUNEZ	25,077
22	72 A. DIAZ	25,092
23	27 F. ROVELLI	25,116
24	34 B. NEILA	25,202
25	3 M. GAGGI	25,338
26	77 L. GRUAU	25,727
27	18 I. OFFER	25,798
28	37 P. FRAGOSO	25,828

SEG. 4		
1	25 A. KROH	34,086
2	78 D. MOGEDA	34,088
3	88 B. IERACI	34,102
4	9 P. GRASSIA	34,119
5	17 K. MEUFFELS	34,178
6	8 M. PEREZ	34,289
7	46 S. DI SORA	34,326
8	6 J. BUIS	34,329
9	43 M. GARCIA	34,330
10	22 N. KALININ	34,337
11	2 A. CARRION	34,349
12	27 F. ROVELLI	34,389
13	66 E. MCGLINCHEY	34,459
14	84 K. ALOISI	34,498
15	24 D. BLIN	34,517
16	7 J. GIMBERT	34,524
17	72 A. DIAZ	34,546
18	44 T. BRAMICH	34,571
19	42 I. GARCIA ABELLA	34,572
20	45 F. MACAN	34,665
21	10 U. ORRADRE	34,846
22	26 M. GENNAI	34,867
23	34 B. NEILA	35,021
24	3 M. GAGGI	35,170
25	19 V. RODRIGUEZ NUNEZ	35,196
26	18 I. OFFER	35,763
27	77 L. GRUAU	35,960
28	37 P. FRAGOSO	36,018

18/09/2020

These data/results cannot be reproduced, stored and/or transmitted in whole or in part by any manner of electronic, mechanical, photocopying, recording, broadcasting or otherwise now known or herein after developed without the previous express consent by the copyright owner, except for reproduction in daily press and regular printed publications on sale to the public within 60 days of the event related to those data/results and always provided that copyright symbol appears together as follows below.

© DORNA WSBK ORGANIZATION Srl 2020



Official Fuel Supplier

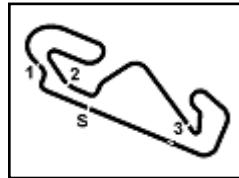


FICR PERUGIA TIMING

Official Tyre Supplier



Official Timekeeper



## Acerbis Catalunya Round, 18 - 20 September 2020

### Ideal Times Free Practice 1st Session Gr.A

Circuit de Barcelona 4.627 m

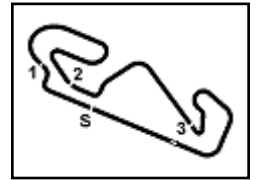
No.	Rider	Nat	Bike	Seg. 1	Seg. 2	Seg. 3	Seg. 4	Ideal Time		
				Diff. 1	Diff. 2	Diff. 3	Diff. 4	Best Lap	Pos.	Diff.
1	<b>88 B. IERACI</b>	ITA	Kawasaki Ninja 400	<b>21.774</b> +0.129	35.517	24.659	34.102 +0.362	<b>1'56.052</b> 1'56.543	1	0.491
2	<b>17 K. MEUFFELS</b>	NED	Kawasaki Ninja 400	22.243	<b>35.492</b> +0.206	<b>24.519</b> +0.063	34.178	<b>1'56.432</b> 1'56.701	2	0.269
3	<b>22 N. KALININ</b>	UKR	Kawasaki Ninja 400	22.002	35.553	24.683	34.337 +0.635	<b>1'56.575</b> 1'57.210	8	0.635
4	<b>25 A. KROH</b>	GER	Yamaha YZF-R3	22.187	35.742 +0.074	24.617 +0.168	<b>34.086</b>	<b>1'56.632</b> 1'56.874	4	0.242
5	<b>6 J. BUIS</b>	NED	Kawasaki Ninja 400	22.080	35.631 +0.103	24.624	34.329	<b>1'56.664</b> 1'56.767	3	0.103
6	<b>8 M. PEREZ</b>	ESP	Kawasaki Ninja 400	21.983 +0.006	35.736 +0.282	24.688 +0.121	34.289	<b>1'56.696</b> 1'57.105	7	0.409
7	<b>9 P. GRASSIA</b>	ITA	Kawasaki Ninja 400	22.184 +0.440	35.645	24.749 +0.119	34.119 +0.190	<b>1'56.697</b> 1'57.446	11	0.749
8	<b>46 S. DI SORA</b>	FRA	Kawasaki Ninja 400	22.099	35.667	24.739 +0.054	34.326	<b>1'56.831</b> 1'56.885	5	0.054
9	<b>43 M. GARCIA</b>	ESP	Kawasaki Ninja 400	22.299	35.676 +0.119	24.532	34.330	<b>1'56.837</b> 1'56.956	6	0.119
10	<b>2 A. CARRION</b>	ESP	Kawasaki Ninja 400	22.154	35.755	24.611 +0.358	34.349 +0.053	<b>1'56.869</b> 1'57.280	10	0.411
11	<b>78 D. MOGEDA</b>	ESP	Kawasaki Ninja 400	22.273 +0.278	35.720	24.804	34.088 +0.091	<b>1'56.885</b> 1'57.254	9	0.369
12	<b>66 E. MCGLINCHEY</b>	GBR	Kawasaki Ninja 400	22.576	35.769 +0.064	24.555 +0.429	34.459 +0.323	<b>1'57.359</b> 1'58.175	18	0.816
13	<b>27 F. ROVELLI</b>	ITA	Kawasaki Ninja 400	22.165 +0.222	35.752	25.116 +0.008	34.389	<b>1'57.422</b> 1'57.652	13	0.230
14	<b>7 J. GIMBERT</b>	FRA	Kawasaki Ninja 400	22.165 +0.170	35.902 +0.127	24.838 +0.054	34.524	<b>1'57.429</b> 1'57.780	14	0.351
15	<b>42 I. GARCIA ABELLA</b>	ESP	Kawasaki Ninja 400	22.127	35.858	24.912 +0.195	34.572 +0.253	<b>1'57.469</b> 1'57.917	16	0.448
16	<b>84 K. ALOISI</b>	ITA	Yamaha YZF-R3	22.544	35.660 +0.033	24.798 +0.110	34.498	<b>1'57.500</b> 1'57.643	12	0.143
17	<b>10 U. ORRADRE</b>	ESP	Yamaha YZF-R3	22.225	35.830	24.817	34.846 +0.195	<b>1'57.718</b> 1'57.913	15	0.195
18	<b>44 T. BRAMICH</b>	AUS	Kawasaki Ninja 400	22.326	35.974	25.053 +0.015	34.571 +0.254	<b>1'57.924</b> 1'58.193	19	0.269
19	<b>24 D. BLIN</b>	POL	Yamaha YZF-R3	22.432	35.949 +0.206	25.066 +0.141	34.517 +0.252	<b>1'57.964</b> 1'58.563	20	0.599
20	<b>45 F. MACAN</b>	BRA	Yamaha YZF-R3	22.379	36.008	25.023	34.665 +0.005	<b>1'58.075</b> 1'58.080	17	0.005
21	<b>72 A. DIAZ</b>	ESP	Yamaha YZF-R3	22.641 +0.216	35.932 +0.104	25.092 +0.053	34.546	<b>1'58.211</b> 1'58.584	21	0.373
22	<b>26 M. GENNAI</b>	ITA	Yamaha YZF-R3	22.519	35.874 +0.207	24.986 +0.253	34.867 +0.032	<b>1'58.246</b> 1'58.738	22	0.492
23	<b>34 B. NEILA</b>	ESP	Yamaha YZF-R3	22.713 +0.003	36.193	25.202	35.021 +0.061	<b>1'59.129</b> 1'59.193	23	0.064
24	<b>19 V. RODRIGUEZ NUNEZ</b>	ESP	Yamaha YZF-R3	22.585	36.383 +0.064	25.077	35.196 +0.093	<b>1'59.241</b> 1'59.398	24	0.157
25	<b>3 M. GAGGI</b>	ITA	Yamaha YZF-R3	22.787 +0.034	36.088	25.338 +0.094	35.170 +0.385	<b>1'59.383</b> 1'59.896	25	0.513
26	<b>18 I. OFFER</b>	GBR	Kawasaki Ninja 400	23.082	36.687 +0.125	25.798	35.763	<b>2'01.330</b> 2'01.455	26	0.125
27	<b>37 P. FRAGOSO</b>	POR	Yamaha YZF-R3	23.220 +0.191	36.684 +0.410	25.828 +0.065	36.018 +0.305	<b>2'01.750</b> 2'02.721	28	0.971
28	<b>77 L. GRUAU</b>	FRA	Kawasaki Ninja 400	23.290 +0.084	37.171	25.727 +0.308	35.960 +0.048	<b>2'02.148</b> 2'02.588	27	0.440
<b>Overall Ideal Time</b>				21.774	35.492	24.519	34.086	<b>1'55.871</b>		

18/09/2020

These data/results cannot be reproduced, stored and/or transmitted in whole or in part by any manner of electronic, mechanical, photocopying, recording, broadcasting or otherwise now known or herein after developed without the previous express consent by the copyright owner, except for reproduction in daily press and regular printed publications on sale to the public within 60 days of the event related to those data/results and always provided that copyright symbol appears together as follows below.

© DORNA WSBK ORGANIZATION Srl 2020





## Acerbis Catalunya Round, 18 - 20 September 2020

### Chronological Analysis Free Practice 1st Session Gr.A

Circuit de Barcelona 4.627 m

1 / 4

1° 88 B. IERACI (1'56.543)							
Lap	Seg.1	Seg.2	Seg.3	Seg.4	Lap Time	km/h	Local Time
1		39.962	26.411	37.121		115,1	9:47'12.901
2	22.636	36.190	25.106	34.739	1'58.671	203,4	9:49'11.572
3	22.463	35.716	24.857	<b>34.102</b>	1'57.138	199,3	9:51'08.710
4	22.268	35.667	24.779	34.299	1'57.013	204,9	9:53'05.723
5	22.179	35.548	25.648	47.736	2'11.111P	201,5	9:55'16.834
6	8'49.117	42.476	25.453	34.636	10'31.682P	151,5	10:05'48.516
7	22.526	35.958	25.807	39.147	2'03.438	199,3	10:07'51.954
8	22.376	36.966	24.991	33.976	1'58.309C	203,4	10:09'50.263
9	21.903	<b>35.517</b>	<b>24.659</b>	34.464	<b>1'56.543</b>	<b>209,3</b>	10:11'46.806
10	<b>21.774</b>	35.582	24.984	34.373	1'56.713	<b>209,3</b>	10:13'43.519
11	25.866	37.608	26.821	48.631	2'18.926CP	195,3	10:16'02.445

2° 17 K. MEUFFELS (1'56.701)							
Lap	Seg.1	Seg.2	Seg.3	Seg.4	Lap Time	km/h	Local Time
1		37.741	25.750	35.424		149,8	9:47'21.086
2	22.986	36.342	24.930	35.613	1'59.871	<b>211,4</b>	9:49'20.957
3	22.547	36.041	24.941	34.936	1'58.465	207,3	9:51'19.422
4	22.541	35.760	25.066	34.757	1'58.124	203,8	9:53'17.546
5	<b>22.243</b>	35.698	24.582	<b>34.178</b>	<b>1'56.701</b>	208,9	9:55'14.247
6	22.923	36.371	25.382	49.893	2'14.569P	203,8	9:57'28.816
7	10'45.389	35.924	25.038	34.453	12'20.804P	140,1	10:09'49.620
8	22.448	<b>35.492</b>	<b>24.519</b>	34.575	1'57.034	206,1	10:11'46.654
9	22.280	35.665	24.723	34.370	1'57.038	204,9	10:13'43.692
10	23.110	36.638	25.702	36.348	2'01.798	197,4	10:15'45.490

3° 6 J. BUIS (1'56.767)							
Lap	Seg.1	Seg.2	Seg.3	Seg.4	Lap Time	km/h	Local Time
1		38.328	26.819	36.269		149,8	9:47'17.155
2	22.856	35.878	25.224	35.034	1'58.992	208,9	9:49'16.147
3	22.485	35.906	24.921	34.759	1'58.071	200,7	9:51'14.218
4	22.963	36.134	25.786	35.269	2'00.152	195,3	9:53'14.370
5	22.554	36.122	25.288	35.023	1'58.987	204,2	9:55'13.357
6	23.430	36.274	25.229	35.127	2'00.060	191,8	9:57'13.417
7	22.671	35.933	25.331	34.644	1'58.579	202,2	9:59'11.996
8	22.849	35.799	25.371	34.584	1'58.603	200,4	10:01'10.599
9	22.627	<b>35.631</b>	24.970	34.547	1'57.775	200,4	10:03'08.374
10	22.510	36.504	25.492	47.194	2'11.700P	201,1	10:05'20.074
11	2'54.228	36.197	25.126	34.334	4'29.885P	150,2	10:09'49.959
12	22.192	35.769	24.728	34.350	1'57.039	<b>213,4</b>	10:11'46.998
13	<b>22.080</b>	35.734	<b>24.624</b>	<b>34.329</b>	<b>1'56.767</b>	210,5	10:13'43.765
14	22.851	37.267	25.665	35.898	2'01.681	196,4	10:15'45.446

4° 25 A. KROH (1'56.874)							
Lap	Seg.1	Seg.2	Seg.3	Seg.4	Lap Time	km/h	Local Time
1		37.364	26.410	36.310		152,8	9:47'17.820
2	23.046	36.006	25.304	34.698	1'59.054	<b>208,9</b>	9:49'16.874
3	22.341	36.184	<b>24.617</b>	34.499	1'57.641	204,9	9:51'14.515
4	22.738	36.661	25.535	49.700	2'14.634P	204,9	9:53'29.149
5	9'49.967	37.221	25.374	35.089	11'27.651P	127,4	10:04'56.800
6	22.886	36.265	25.005	34.695	1'58.851	196,4	10:06'55.651
7	22.578	36.051	24.831	34.235	1'57.695	197,4	10:08'53.346
8	22.450	35.890	24.898	34.282	1'57.520	198,9	10:10'50.866
9	22.568	35.751	25.262	35.426	1'59.007	197,4	10:12'49.873
10	22.318	<b>35.742</b>	24.733	34.453	1'57.246	199,3	10:14'47.119
11	<b>22.187</b>	35.816	24.785	<b>34.086</b>	<b>1'56.874</b>	200,4	10:16'43.993

5° 46 S. DI SORA (1'56.885)							
Lap	Seg.1	Seg.2	Seg.3	Seg.4	Lap Time	km/h	Local Time
1		38.126	25.911	35.929		150,2	9:47'20.406
2	22.761	36.603	25.485	35.569	2'00.418	<b>210,9</b>	9:49'20.824

6° 43 M. GARCIA (1'56.956)							
Lap	Seg.1	Seg.2	Seg.3	Seg.4	Lap Time	km/h	Local Time
1		37.577	26.007	35.622		153,2	9:47'30.049
2	22.985	36.313	25.320	34.934	1'59.552	197,1	9:49'29.601
3	22.778	35.945	25.096	34.546	1'58.365	197,8	9:51'27.966
4	22.743	35.864	25.054	35.584	1'59.245	199,6	9:53'27.211
5	23.084	35.994	24.936	34.416	1'58.430	202,2	9:55'25.641
6	22.744	35.892	24.879	35.198	1'58.713	199,3	9:57'24.354
7	22.903	35.905	24.901	34.376	1'58.085	197,1	9:59'22.439
8	22.829	36.024	24.937	49.805	2'13.595P	197,8	10:01'36.034
9	4'38.837	36.467	24.836	34.360	6'14.500P	119,5	10:07'50.534
10	22.498	35.687	24.564	34.703	1'57.452	<b>206,5</b>	10:09'47.986
11	22.376	<b>35.676</b>	25.729	35.184	1'58.965	201,1	10:11'46.951
12	<b>22.299</b>	35.795	<b>24.532</b>	<b>34.330</b>	<b>1'56.956</b>	206,1	10:13'43.907
13	22.831	37.739	25.506	35.880	2'01.956C	201,9	10:15'45.863

7° 8 M. PEREZ (1'57.105)							
Lap	Seg.1	Seg.2	Seg.3	Seg.4	Lap Time	km/h	Local Time
1		38.077	26.027	36.114		147,1	9:47'19.634
2	22.691	36.500	25.326	45.172	2'09.689P	201,9	9:49'29.323
3	1'58.305	42.056	26.232	41.078	3'47.671P	122,3	9:53'16.994
4	22.321	<b>35.736</b>	<b>24.688</b>	34.427	1'57.172	205,7	9:55'14.166
5	<b>21.983</b>	36.327	25.355	39.199	2'02.864	<b>210,9</b>	9:57'17.030
6	22.392	35.969	25.010	46.820	2'10.191P	204,5	9:59'27.221
7	4'43.427	40.152	25.365	34.487	6'23.431P	148,8	10:05'50.652
8	22.392	35.954	24.886	41.206	2'04.438	200,4	10:07'55.090
9	22.374	36.124	24.867	34.344	1'57.709	201,5	10:09'52.799
10	21.989	36.018	24.809	<b>34.289</b>	<b>1'57.105</b>	208,1	10:11'49.904
11	22.022	36.020	24.799	34.391	1'57.232	205,3	10:13'47.136
12	22.118	35.993	24.805	54.561	2'17.477P	204,2	10:16'04.613

8° 22 N. KALININ (1'57.210)							
Lap	Seg.1	Seg.2	Seg.3	Seg.4	Lap Time	km/h	Local Time
1		37.824	26.136	36.515		148,6	9:47'17.655
2	23.034	36.074	25.673	35.168	1'59.949	207,3	9:49'17.604
3	22.572	36.182	25.474	34.777	1'59.005	<b>207,7</b>	9:51'16.609
4	22.680	35.951	24.912	34.985	1'58.528	203,4	9:53'15.137
5	22.697	35.907	24.860	35.018	1'58.482	200,7	9:55'13.619
6	22.954	36.222	25.163	38.265	2'02.604	195,3	9:57'16.223
7	22.823	35.976	25.012	34.901	1'58.712	198,2	9:59'14.935
8	22.689	36.013	24.763	<b>34.337</b>	1'57.802	197,8	10:01'12.737
9	22.394	35.685	24.884	34.421	1'57.384	202,6	10:03'10.121
10	22.470	35.963	25.316	47.871	2'11.620P	199,3	10:05'21.741
11	2'54.240	36.382	24.905	34.849	4'30.376P	149,0	10:09'52.117
12	22.346	35.812	24.823	34.709	1'57.690	200,7	10:11'49.807
13	<b>22.002</b>	<b>35.553</b>	<b>24.683</b>	34.972	<b>1'57.210</b>	204,5	10:13'47.017
14	22.335	36.019	24.786	35.646	1'58.786	201,9	10:15'45.803

18/09/2020 P = Pits In/Out - C = Lap Time Cancelled

These data/results cannot be reproduced, stored and/or transmitted in whole or in part by any manner of electronic, mechanical, photocopying, recording, broadcasting or otherwise now known or herein after developed without the previous express consent by the copyright owner, except for reproduction in daily press and regular printed publications on sale to the public within 60 days of the event related to those data/results and always provided that copyright symbol appears together as follows below.

© DORNA WSBK ORGANIZATION Srl 2020



Official Fuel Supplier



Official Tyre Supplier

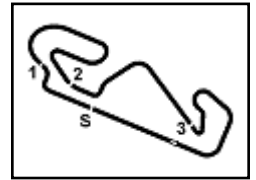


Official Timekeeper









Circuit de Barcelona 4.627 m

## Acerbis Catalunya Round, 18 - 20 September 2020

### Chronological Analysis Free Practice 1st Session Gr.A

4 / 4

1		39.238	26.618	36.802		138,3	9:47'15.340	14	23.934	37.983	26.294	36.857	2'05.068C	191,8	10:14'06.141
2	23.265	36.621	25.745	35.897	2'01.528	200,4	9:49'16.868	15	23.881	38.152	26.378	36.237	2'04.648	191,2	10:16'10.789
3	22.855	36.419	25.821	35.446	2'00.541	<b>205,7</b>	9:51'17.409								
4	23.249	36.488	25.788	35.460	2'00.985	200,7	9:53'18.394								
5	<b>22.787</b>	36.473	25.430	36.186	2'00.876	204,2	9:55'19.270								
6	23.140	36.876	25.424	35.235	2'00.675	197,1	9:57'19.945								
7	22.893	36.223	25.723	<b>35.170</b>	2'00.009	200,4	9:59'19.954								
8	23.003	36.397	<b>25.338</b>	35.546	2'00.284	198,5	10:01'20.238								
9	23.242	37.490	26.167	47.898	2'14.797P	194,6	10:03'35.035								
10	4'26.466	41.006	26.076	36.701	6'10.249P	94,3	10:09'45.284								
11	23.495	36.673	25.615	35.629	2'01.412	193,2	10:11'46.696								
12	23.079	36.334	25.597	35.325	2'00.335	198,9	10:13'47.031								
13	22.821	<b>36.088</b>	25.432	35.555	<b>1'59.896</b>	<b>205,7</b>	10:15'46.927								

26°		18 I. OFFER (2'01.455)					
Lap	Seg.1	Seg.2	Seg.3	Seg.4	Lap Time	km/h	Local Time
1		39.600	27.660	41.487		137,8	9:47'19.536
2	24.016	37.759	26.643	46.508	2'14.926	193,5	9:49'34.462
3	24.037	38.499	26.763	37.743	2'07.042	194,6	9:51'41.504
4	24.076	38.193	26.506	49.081	2'17.856P	192,9	9:53'59.360
5	1'40.597	39.480	26.963	38.141	3'25.181P	116,4	9:57'24.541
6	23.515	37.626	26.541	39.082	2'06.764	196,4	9:59'31.305
7	24.168	37.810	26.367	36.689	2'05.034	191,8	10:01'36.339
8	23.844	37.544	26.384	36.624	2'04.396C	191,8	10:03'40.735
9	23.943	37.891	26.441	36.464	2'04.739	191,2	10:05'45.474
10	23.852	37.330	26.276	36.396	2'03.854	191,5	10:07'49.328
11	23.643	37.026	26.505	35.914	2'03.088	189,1	10:09'52.416
12	<b>23.082</b>	36.812	<b>25.798</b>	<b>35.763</b>	<b>2'01.455</b>	<b>198,2</b>	10:11'53.871
13	23.175	<b>36.687</b>	25.819	35.886	2'01.567	197,4	10:13'55.438
14	23.392	37.047	27.599	46.981	2'15.019CP	194,6	10:16'10.457

27°		77 L. GRUAU (2'02.588)					
Lap	Seg.1	Seg.2	Seg.3	Seg.4	Lap Time	km/h	Local Time
1		39.718	26.783	37.302		124,7	9:47'12.056
2	24.032	38.621	26.542	36.692	2'05.887	192,9	9:49'17.943
3	23.337	38.212	26.155	37.029	2'04.733	<b>203,0</b>	9:51'22.676
4	23.645	37.454	26.251	36.209	2'03.559	198,5	9:53'26.235
5	23.898	37.860	26.308	36.758	2'04.824	194,2	9:55'31.059
6	23.766	37.699	26.365	51.447	2'19.277P	198,2	9:57'50.336
7	2'51.565	40.411	26.575	36.634	4'35.185P	141,2	10:02'25.521
8	23.919	37.903	26.313	36.289	2'04.424	189,5	10:04'29.945
9	23.712	37.592	26.241	36.041	2'03.586	192,2	10:06'33.531
10	23.941	37.769	26.235	36.459	2'04.404	191,5	10:08'37.935
11	23.876	37.515	26.140	36.044	2'03.575	192,2	10:10'41.510
12	23.488	37.537	<b>25.727</b>	<b>35.960</b>	2'02.712	193,2	10:12'44.222
13	<b>23.290</b>	37.397	25.968	36.119	2'02.774	195,7	10:14'46.996
14	23.374	<b>37.171</b>	26.035	36.008	<b>2'02.588</b>	196,7	10:16'49.584

28°		37 P. FRAGOSO (2'02.721)					
Lap	Seg.1	Seg.2	Seg.3	Seg.4	Lap Time	km/h	Local Time
1		39.286	26.845	37.623		141,4	9:47'16.649
2	23.791	37.740	26.163	36.543	2'04.237	196,4	9:49'20.886
3	23.677	<b>36.684</b>	<b>25.828</b>	37.641	2'03.830	<b>199,3</b>	9:51'24.716
4	23.644	36.925	26.138	36.387	2'03.094	197,1	9:53'27.810
5	23.411	37.094	25.893	36.323	<b>2'02.721</b>	196,0	9:55'30.531
6	23.624	37.206	26.252	36.547	2'03.629	193,5	9:57'34.160
7	23.564	37.441	26.388	36.022	2'03.415	190,5	9:59'37.575
8	23.456	37.358	26.321	36.185	2'03.320	191,8	10:01'40.895
9	23.919	37.401	25.977	36.293	2'03.590	191,2	10:03'44.485
10	23.660	37.591	26.848	36.354	2'04.453	191,2	10:05'48.938
11	<b>23.220</b>	37.936	26.148	<b>36.018</b>	2'03.322	194,9	10:07'52.260
12	23.599	37.774	25.978	36.496	2'03.847	196,4	10:09'56.107
13	23.877	37.665	26.266	37.158	2'04.966	191,5	10:12'01.073

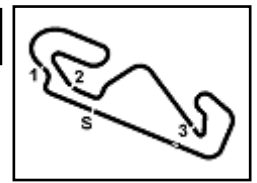
18/09/2020 P = Pits In/Out - C = Lap Time Cancelled

These data/results cannot be reproduced, stored and/or transmitted in whole or in part by any manner of electronic, mechanical, photocopying, recording, broadcasting or otherwise now known or herein after developed without the previous express consent by the copyright owner, except for reproduction in daily press and regular printed publications on sale to the public within 60 days of the event related to those data/results and always provided that copyright symbol appears together as follows below.

© DORNA WSBK ORGANIZATION Srl 2020







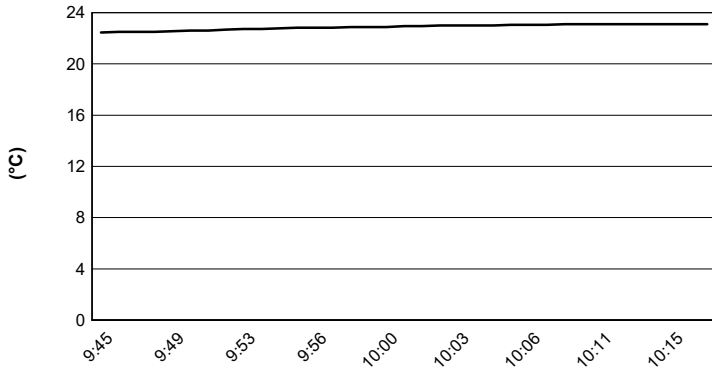
Circuit de Barcelona 4.627 m

## Acerbis Catalunya Round, 18 - 20 September 2020

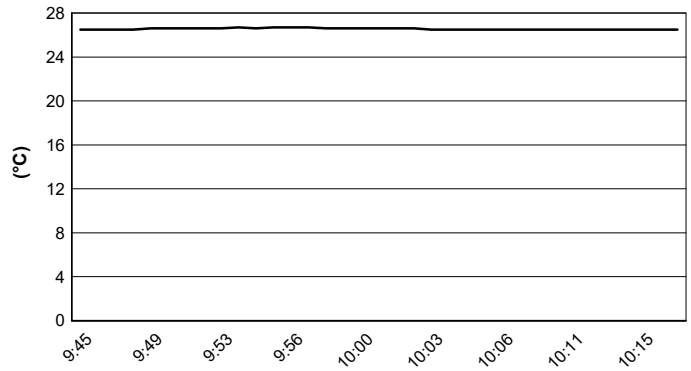
### Weather Report Free Practice 1st Session Gr.A

Session started 09:45 - Session ended 10:17

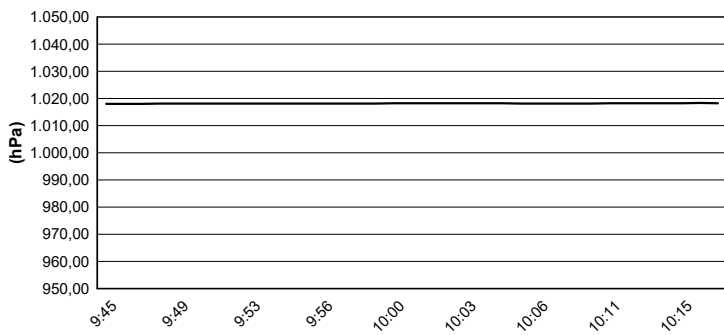
#### Air Temperature



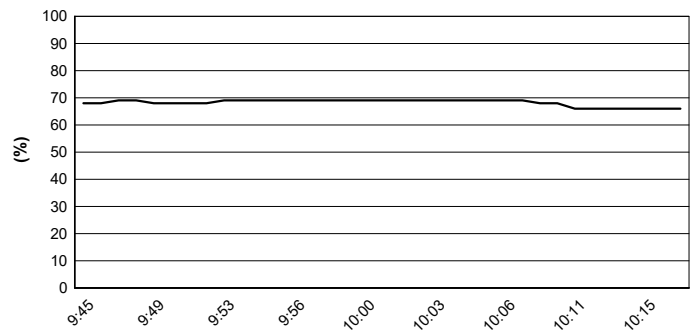
#### Track Temperature



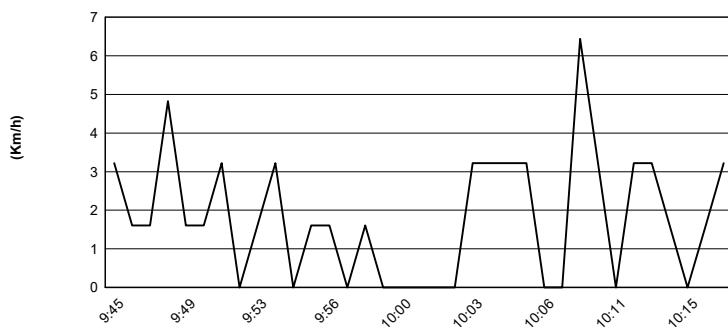
#### Air Pressure



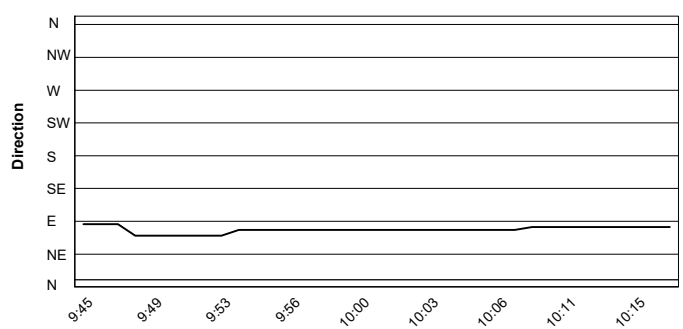
#### Humidity



#### Wind Speed



#### Wind Direction



18/09/2020

These data/results cannot be reproduced, stored and/or transmitted in whole or in part by any manner of electronic, mechanical, photocopying, recording, broadcasting or otherwise now known or herein after developed without the previous express consent by the copyright owner, except for reproduction in daily press and regular printed publications on sale to the public within 60 days of the event related to those data/results and always provided that copyright symbol appears together as follows below.

© DORNA WSBK ORGANIZATION Srl 2020



Official Fuel Supplier



FICR PERUGIA TIMING

Official Tyre Supplier



Official Timekeeper