

Acerbis Catalunya Round, 18 - 20 September 2020

Biographical Entry List

Circuit de Barcelona 4.627 m

No.	Rider (Abbreviation)	Nat	Bike	Wins	Podiums	Pole	Races	Tyres	Class
Age	Date of Birth	Place of Birth	Team	2020	2020	2020	2020		
1	2 CARRION Alejandro (Crr)	ESP	Kawasaki Ninja 400				10	Pirelli	A
	16 21/12/2003	Ajalvir	Smrz Racing - Willi Race				8		
2	3 GAGGI Marco (Gag)	ITA	Yamaha YZF-R3					Pirelli	A
	16 25/12/2003	Fano	Machado Came SBK						
3**	5 CORRAL ARIAS Javier (Cor)	ESP	Yamaha YZF-R3					Pirelli	B
	17 20/05/2003	Majadahonda	I+Dent Racing Team						
4	6 BUIS Jeffrey (Bui)	NED	Kawasaki Ninja 400	3	5	1	17	Pirelli	A
	18 27/12/2001	Meppel	MTM Kawasaki MOTOPOST	3	5	1	8		
5	7 GIMBERT Johan (Gim)	FRA	Kawasaki Ninja 400				6	Pirelli	A
	15 11/01/2005	Bagnols En Foret	GP Project				6		
6	8 PEREZ Mika (Per)	ESP	Kawasaki Ninja 400	2	8	5	31	Pirelli	A
	20 05/10/1999	Altea	Prodina Ircos Team WorldSSP300		1		8		
7	9 GRASSIA Paolo (Gra)	ITA	Kawasaki Ninja 400				17	Pirelli	A
	20 10/11/1999	S.Maria Capua Vetere	Team CHIODO Moto Racing				4		
8	10 ORRADRE Unai (Orr)	ESP	Yamaha YZF-R3	1	2		13	Pirelli	A
	16 09/04/2004	La Rioja	Yamaha MS Racing	1	2		8		
9	14 DE LA VEGA Enzo (Del)	FRA	Yamaha YZF-R3				33	Pirelli	B
	21 27/08/1999	Cagnes Sur-Mer	Machado Came SBK				8		
10	15 COPPOLA Alfonso (Cop)	ITA	Kawasaki Ninja 400	1	7	3	17	Pirelli	B
	23 15/09/1997	Scafati	Kawasaki GP Project				8		
11	17 MEUFFELS Koen (Meu)	NED	Kawasaki Ninja 400	1	2		22	Pirelli	A
	26 17/09/1994	Someren	MTM Kawasaki MOTOPOST				7		
12	18 OFFER Indy (Off)	GBR	Kawasaki Ninja 400					Pirelli	A
	17 18/05/2003	St Helier, Carshalton	Scuderia Maranga Racing						
13	19 RODRIGUEZ NUNEZ Victor (Rod)	ESP	Yamaha YZF-R3				4	Pirelli	A
	20 02/09/2000	Piedralaves	EAB Ten Kate Racing				4		
14	22 KALININ Nick (Kai)	UKR	Kawasaki Ninja 400			2	33	Pirelli	A
	21 22/02/1999	Odessa	Battley-RT Motorsports by SKM-Kawasaki				8		
15	23 MARKARIAN Sylvain (Mar)	FRA	Yamaha YZF-R3				6	Pirelli	B
	21 23/06/1999	Nice	Yamaha MS Racing				6		
16	24 BLIN Daniel (Bli)	POL	Yamaha YZF-R3				12	Pirelli	A
	18 11/10/2001	Torun	Biblion Motocrossing Yamaha WorldSSP300				2		
17	25 KROH Alan (Kro)	GER	Yamaha YZF-R3				6	Pirelli	A
	16 25/01/2004	Marbella	Yamaha MS Racing				6		
18	26 GENNAI Mirko (Gen)	ITA	Yamaha YZF-R3				6	Pirelli	A
	17 07/03/2003	Firenze	Team BrCorse				6		
19	27 ROVELLI Filippo (Rov)	ITA	Kawasaki Ninja 400				27	Pirelli	A
	19 02/02/2001	Gallarate	Kawasaki ParkinGO Team				4		
20**	28 BERNABÉ Nicola (Ber)	ITA	Kawasaki Ninja 400				1	Pirelli	B
	18 01/04/2002	Verona	OUTDO Kawasaki TPR						
21**	34 NEILA Beatriz (Nei)	ESP	Yamaha YZF-R3				8	Pirelli	A
	18 15/04/2002	Madrid	Team TRASIMENO						
22	37 FRAGOSO Pedro (Fra)	POR	Yamaha YZF-R3				1	Pirelli	A
	17 02/10/2002	Vila Nova de Santo André	Machado Came SBK						
23*	42 GARCIA ABELLA Iker (Gar)	ESP	Kawasaki Ninja 400					Pirelli	A
	16 11/07/2004	Alcanar, Tarragona	Alarxa Team Pons						
24	43 GARCIA Marc (Gar)	ESP	Kawasaki Ninja 400	3	7	1	17	Pirelli	A
	20 01/11/1999	Barcelona	2R Racing						
25	44 BRAMICH Tom (Bra)	AUS	Kawasaki Ninja 400				9	Pirelli	A
	23 16/11/1996	Beaconsfield	Carl Cox-RT Motorsports by SKM-Kawasaki				2		
26	45 MACAN Felipe (Mac)	BRA	Yamaha YZF-R3				5	Pirelli	A
	17 28/04/2003	Brazil	Team Brasil AD 78				5		
27	46 DI SORA Samuel (DiS)	FRA	Kawasaki Ninja 400				11	Pirelli	A
	19 08/05/2001	Bayonne	Leader Team Flenbbo				6		
28	47 CERVENKA Matyas (Cer)	CZE	Kawasaki Ninja 400					Pirelli	B
	16 30/05/2004	Praha	Smrz Racing - Willi Race						
29	48 BRIANTI Thomas (Bri)	ITA	Kawasaki Ninja 400			1	9	Pirelli	B
	17 26/03/2003	Parma	Prodina Ircos Team WorldSSP300			1	8		
30**	52 KONIG Oliver (Kon)	CZE	Kawasaki Ninja 400				13	Pirelli	B
	18 18/03/2002	Praha	MOVISIO by Freudenberg Jr Team				8		
31	54 SOFUOGLU Bahattin (Sof)	TUR	Yamaha YZF-R3	2	3	1	12	Pirelli	B
	17 19/08/2003	Adapazari	Biblion Motocrossing Yamaha WorldSSP300	2	3	1	8		
32	58 IGLESIAS BRAVO Inigo (Igl)	ESP	Kawasaki Ninja 400				8	Pirelli	B
	20 09/02/2000	Errenteria	Scuderia Maranga Racing				8		
33	59 ZANCA Alessandro (Zan)	ITA	Kawasaki Ninja 400					Pirelli	B
	16 12/02/2004	Rimini	2R Racing						
34	61 OKAYA Yuta (Oka)	JPN	Kawasaki Ninja 400			1	14	Pirelli	B
	21 12/07/1999	Tokyo	MTM Kawasaki MOTOPOST			1	8		
35	62 KUBAN David (Kub)	CZE	Kawasaki Ninja 400					Pirelli	B
	18 13/03/2002	Brno	ACCR Czech Talent Team - Willi Race						
36	64 DE CANCELLIS Hugo (DeC)	FRA	Yamaha YZF-R3			1	24	Pirelli	B
	19 05/09/2001	Avignon	Team TRASIMENO				8		
37	66 MCGLINCHEY Eunan (McG)	GBR	Kawasaki Ninja 400					Pirelli	A
	22 27/04/1998	Ballymoney	Team#109 Kawasaki						
38	68 IOVERNO Jarno (Iov)	ITA	Kawasaki Ninja 400				1	Pirelli	B
	18 06/05/2002	Torino	Scuderia Maranga Racing						
39	69 BOOTH-AMOS Tom (Boo)	GBR	Kawasaki Ninja 400			3	8	Pirelli	B
	24 12/03/1996	Shropshire	RT Motorsports by SKM - Kawasaki		3		8		
40	71 EDWARDS Tom (Edw)	AUS	Kawasaki Ninja 400			1	26	Pirelli	B
	19 09/07/2001	Wellington	Kawasaki ParkinGO Team				8		
41	72 DIAZ Alvaro (Dia)	ESP	Yamaha YZF-R3				8	Pirelli	A
	17 07/08/2003	Valencia	Biblion Motocrossing Yamaha WorldSSP300				8		
42	73 PEREZ GONZALEZ Jose Luis (PGo)	ESP	Yamaha YZF-R3				4	Pirelli	B
	19 14/05/2001	Palma de Mallorca	Machado Came SBK						

18/09/2020

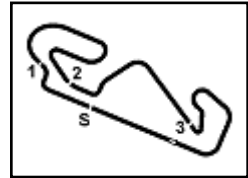
* = Wild Card

** = One Event

These data/results cannot be reproduced, stored and/or transmitted in whole or in part by any manner of electronic, mechanical, photocopying, recording, broadcasting or otherwise now known or herein after developed without the previous express consent by the copyright owner, except for reproduction in daily press and regular printed publications on sale to the public within 60 days of the event related to those data/results and always provided that copyright symbol appears together as follows below.

© DORNA WSBK ORGANIZATION Srl 2020





Acerbis Catalunya Round, 18 - 20 September 2020

Biographical Entry List

Circuit de Barcelona 4.627 m

No.	Rider (Abbreviation)	Nat	Bike Team	Wins 2020	Podiums 2020	Pole 2020	Races 2020	Tyres	Class
Age	Date of Birth	Place of Birth							
43**	75 PEREZ CASAS Francesc (Per) 21 14/07/1999 Sant vicenç dels Horts	ESP	Yamaha YZF-R3 ETG Racing					Pirelli	B
44	77 GRUAU Loris (Gru) 16 15/10/2003 Fontainebleau	FRA	Kawasaki Ninja 400 TGP Racing					Pirelli	A
45**	78 MOGEDA Daniel (Mog) 15 03/06/2005 Barcelona	ESP	Kawasaki Ninja 400 OUTDO Kawasaki TPR					Pirelli	A
46	80 MASTROLUCA Gabriele (Mas) 15 08/02/2005 Palestrina	ITA	Kawasaki Ninja 400 GP Project				8 8	Pirelli	B
47*	81 HEREDIA Angel (Her) 19 18/09/2001 Jaen	ESP	Kawasaki Ninja 400 DEZA-ISMABON Racing Team					Pirelli	B
48	83 KAWAKAMI Meikon (KaM) 18 08/03/2002 Japan	BRA	Yamaha YZF-R3 Team Brasil AD 78			1 1	8 8	Pirelli	B
49	84 ALOISI Kim (Alo) 19 09/08/2001 Verona	ITA	Yamaha YZF-R3 ProGP Racing				9 8	Pirelli	A
50	85 SABATUCCI Kevin (Sab) 21 07/04/1999 Ascoli Piceno	ITA	Kawasaki Ninja 400 Kawasaki GP Project	1	2		17 8	Pirelli	B
51	87 KAWAKAMI Ton (KaT) 19 21/11/2000 São Paulo	BRA	Yamaha YZF-R3 Yamaha MS Racing			1	16 8	Pirelli	B
52	88 IERACI Bruno (Ier) 20 14/08/2000 Giulianova	ITA	Kawasaki Ninja 400 Kawasaki GP Project		1		17 8	Pirelli	A
53	93 QUINET Adrien (Qui) 20 22/01/2000 Le Chesnay	FRA	Kawasaki Ninja 400 TGP Racing				1	Pirelli	B
54	95 DEROUE Scott (Der) 24 23/12/1995 Nijkerkerveen	NED	Kawasaki Ninja 400 MTM Kawasaki MOTOPORT	6 1	18 5	3	33 8	Pirelli	B
55	98 BERCOT Tom (Ber) 15 19/03/2005 Besançon	FRA	Yamaha YZF-R3 ProGP Racing				6 6	Pirelli	B
56	99 HUERTAS Adrian (Hue) 17 21/08/2003 Parla	ESP	Yamaha YZF-R3 ProGP Racing				4 4	Pirelli	B

18/09/2020

* = Wild Card

** = One Event

These data/results cannot be reproduced, stored and/or transmitted in whole or in part by any manner of electronic, mechanical, photocopying, recording, broadcasting or otherwise now known or herein after developed without the previous express consent by the copyright owner, except for reproduction in daily press and regular printed publications on sale to the public within 60 days of the event related to those data/results and always provided that copyright symbol appears together as follows below.

© DORNA WSBK ORGANIZATION Srl 2020



Acerbis Catalunya Round, 18 - 20 September 2020

Results Free Practice 1st Session Gr.B

Circuit de Barcelona 4.627 m
1 / 2

No.	Rider	Nat	Team	Bike	Class	Time	Gap	Rel.	Laps	Speed	
										Avg	Max
1	58 I. IGLESIAS BRAVO	ESP	Scuderia Maranga Racing	Kawasaki Ninja 400	B	1'56.786			12	142,630	208,5
2	61 Y. OKAYA	JPN	MTM Kawasaki MOTOPOST	Kawasaki Ninja 400	B	1'56.838	0.052	0.052	14	142,567	214,7
3	83 M. KAWAKAMI	BRA	Team Brasil AD 78	Yamaha YZF-R3	B	1'56.898	0.112	0.060	11	142,493	208,1
4	81 A. HEREDIA	ESP	DEZA-ISMABON Racing Team	Kawasaki Ninja 400	B	1'57.023	0.237	0.125	10	142,341	204,5
5	69 T. BOOTH-AMOS	GBR	RT Motorsports by SKM - Kawasaki	Kawasaki Ninja 400	B	1'57.148	0.362	0.125	11	142,189	205,7
6	87 T. KAWAKAMI	BRA	Yamaha MS Racing	Yamaha YZF-R3	B	1'57.209	0.423	0.061	9	142,115	212,2
7	52 O. KONIG	CZE	MOVISIO by Freudenberg Jr Team	Kawasaki Ninja 400	B	1'57.393	0.607	0.184	12	141,893	210,5
8	73 J. PEREZ GONZALEZ	ESP	Machado Came SBK	Yamaha YZF-R3	B	1'57.709	0.923	0.316	13	141,512	201,9
9	48 T. BRIANTI	ITA	Prodina Ircos Team WorldSSP300	Kawasaki Ninja 400	B	1'57.748	0.962	0.039	10	141,465	210,5
10	99 A. HUERTAS	ESP	ProGP Racing	Yamaha YZF-R3	B	1'57.778	0.992	0.030	13	141,429	203,8
11	85 K. SABATUCCI	ITA	Kawasaki GP Project	Kawasaki Ninja 400	B	1'57.788	1.002	0.010	11	141,417	211,4
12	15 A. COPPOLA	ITA	Kawasaki GP Project	Kawasaki Ninja 400	B	1'57.813	1.027	0.025	13	141,387	211,4
13	75 F. PEREZ CASAS	ESP	ETG Racing	Yamaha YZF-R3	B	1'58.171	1.385	0.358	11	140,958	204,5
14	23 S. MARKARIAN	FRA	Yamaha MS Racing	Yamaha YZF-R3	B	1'58.263	1.477	0.092	11	140,849	210,1
15	95 S. DEROUE	NED	MTM Kawasaki MOTOPOST	Kawasaki Ninja 400	B	1'58.297	1.511	0.034	8	140,808	208,1
16	54 B. SOFUOGLU	TUR	Biblion Motocrossing Yamaha WorldSSP300	Yamaha YZF-R3	B	1'58.320	1.534	0.023	10	140,781	205,3
17	71 T. EDWARDS	AUS	Kawasaki ParkinGO Team	Kawasaki Ninja 400	B	1'58.423	1.637	0.103	12	140,658	206,9
18	64 H. DE CANCELLIS	FRA	Team TRASIMENO	Yamaha YZF-R3	B	1'58.451	1.665	0.028	13	140,625	207,3
19	98 T. BERCOT	FRA	ProGP Racing	Yamaha YZF-R3	B	1'58.459	1.673	0.008	11	140,616	206,5
20	80 G. MASTROLUCA	ITA	GP Project	Kawasaki Ninja 400	B	1'58.647	1.861	0.188	13	140,393	204,5
21	14 E. DE LA VEGA	FRA	Machado Came SBK	Yamaha YZF-R3	B	1'58.663	1.877	0.016	11	140,374	206,9
22	28 N. BERNABÉ	ITA	OUTDO Kawasaki TPR	Kawasaki Ninja 400	B	1'58.729	1.943	0.066	13	140,296	208,9
23	62 D. KUBAN	CZE	ACCR Czech Talent Team - Willi Race	Kawasaki Ninja 400	B	1'59.121	2.335	0.392	12	139,834	204,5
24	68 J. IOVERNO	ITA	Scuderia Maranga Racing	Kawasaki Ninja 400	B	1'59.132	2.346	0.011	13	139,821	207,7
25	5 J. CORRAL ARIAS	ESP	I+Dent Racing Team	Yamaha YZF-R3	B	1'59.292	2.506	0.160	10	139,634	203,0
26	47 M. CERVENKA	CZE	Smrz Racing - Willi Race	Kawasaki Ninja 400	B	1'59.943	3.157	0.651	11	138,876	198,2
27	93 A. QUINET	FRA	TGP Racing	Kawasaki Ninja 400	B	2'00.177	3.391	0.234	11	138,606	202,6
28	59 A. ZANCA	ITA	2R Racing	Kawasaki Ninja 400	B	2'00.755	3.969	0.578	10	137,942	197,1

Qualifying Lap Time (107% of 1'56.786): 2'04.962

Top 3 Average Time: 1'56.840

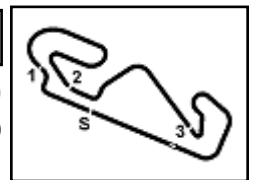
AIR	Humidity:	75%	Temp:	21°C
TRACK	Condition:	Dry	Temp:	25°C

18/09/2020 Start 09:00 End 09:32 The results are provisional until the end of the time limit for protests and appeals and the completion of the technical checks.

These data/results cannot be reproduced, stored and/or transmitted in whole or in part by any manner of electronic, mechanical, photocopying, recording, broadcasting or otherwise now known or herein after developed without the previous express consent by the copyright owner, except for reproduction in daily press and regular printed publications on sale to the public within 60 days of the event related to those data/results and always provided that copyright symbol appears together as follows below.

© DORNA WSBK ORGANIZATION Srl 2020





Acerbis Catalunya Round, 18 - 20 September 2020

Results Free Practice 1st Session Gr.B

Circuit de Barcelona 4.627 m
2 / 2

Session Highlights

Local Time	No. Rider	Description
09.00.00		Start
09.03.00	93 A. QUINET	BLACK FLAG - Transponder Not Working
09.08.38	52 O. KONIG	Current Lap Cancelled - Exceeded Track Limits
09.08.47	5 J. CORRAL ARIAS	Current Lap Cancelled - Exceeded Track Limits
09.10.28	93 A. QUINET	Allowed to continue the practice
09.12.38	73 J. PEREZ GONZALEZ	Stop - Technical Problem
09.12.45	93 A. QUINET	Current Lap Cancelled - Exceeded Track Limits
09.14.46	58 I. IGLESIAS BRAVO	Current Lap Cancelled - Exceeded Track Limits
09.16.44	83 M. KAWAKAMI	Lap Cancelled (1'58.731) - Exceeded Track Limits - Turn 9
09.20.50	61 Y. OKAYA	Lap Cancelled (1'57.464) - Exceeded Track Limits - Turn 12
09.21.09	71 T. EDWARDS	Lap Cancelled (2'23.039) - Exceeded Track Limits - Turn 9
09.22.35	59 A. ZANCA	Current Lap Cancelled - Exceeded Track Limits
09.22.58	81 A. HEREDIA	On the Gravel - Turn 2
09.23.41	81 A. HEREDIA	Re-joined
09.27.24	69 T. BOOTH-AMOS	Current Lap Cancelled - Exceeded Track Limits - Turn 2
09.28.20	99 A. HUERTAS	Current Lap Cancelled - Exceeded Track Limits
09.28.57	52 O. KONIG	Current Lap Cancelled - Exceeded Track Limits - Turn 2
09.30.34	83 M. KAWAKAMI	Crashed - Turn 1
09.32.34	64 H. DE CANCELLIS	Lap Cancelled (1'58.809) - Exceeded Track Limits - Turn 14
09.32.46		End Of Session

Fastest Laps Sequence

No.	Rider	Nat	Team	Bike	Local Time	Time	Gap	Avg
69	T. BOOTH-AMOS	GBR	RT Motorsports by SKM - Kawasaki	Kawasaki Ninja 400	09:04'11.643	2'00.376		138,376
52	O. KONIG	CZE	MOVISIO by Freudenberg Jr Team	Kawasaki Ninja 400	09:04'20.155	2'00.313	-0.063	138,449
98	T. BERCOT	FRA	ProGP Racing	Yamaha YZF-R3	09:04'20.436	2'00.143	-0.170	138,645
48	T. BRIANTI	ITA	Prodina Ircos Team WorldSSP300	Kawasaki Ninja 400	09:04'20.842	1'59.446	-0.697	139,454
61	Y. OKAYA	JPN	MTM Kawasaki MOTOPOST	Kawasaki Ninja 400	09:04'21.363	1'58.987	-0.459	139,992
23	S. MARKARIAN	FRA	Yamaha MS Racing	Yamaha YZF-R3	09:04'33.740	1'58.817	-0.170	140,192
48	T. BRIANTI	ITA	Prodina Ircos Team WorldSSP300	Kawasaki Ninja 400	09:06'19.304	1'58.462	-0.355	140,612
61	Y. OKAYA	JPN	MTM Kawasaki MOTOPOST	Kawasaki Ninja 400	09:06'19.480	1'58.117	-0.345	141,023
61	Y. OKAYA	JPN	MTM Kawasaki MOTOPOST	Kawasaki Ninja 400	09:08'17.001	1'57.521	-0.596	141,738
81	A. HEREDIA	ESP	DEZA-ISMABON Racing Team	Kawasaki Ninja 400	09:12'21.740	1'57.362	-0.159	141,930
81	A. HEREDIA	ESP	DEZA-ISMABON Racing Team	Kawasaki Ninja 400	09:14'18.763	1'57.023	-0.339	142,341
58	I. IGLESIAS BRAVO	ESP	Scuderia Maranga Racing	Kawasaki Ninja 400	09:14'23.573	1'56.786	-0.237	142,630

Start 09:00 End 09:32 The results are provisional until the end of the time limit for protests and appeals and the completion of the technical checks.

These data/results cannot be reproduced, stored and/or transmitted in whole or in part by any manner of electronic, mechanical, photocopying, recording, broadcasting or otherwise now known or herein after developed without the previous express consent by the copyright owner, except for reproduction in daily press and regular printed publications on sale to the public within 60 days of the event related to those data/results and always provided that copyright symbol appears together as follows below.

© DORNA WSBK ORGANIZATION Srl 2020



Acerbis Catalunya Round, 18 - 20 September 2020

Best Sectors & Speed Free Practice 1st Session Gr.B

BEST LAP		
1	58 I. IGLESIAS BRAVO	Kawasaki Ninja 400 1'56.786
2	61 Y. OKAYA	Kawasaki Ninja 400 1'56.838
3	83 M. KAWAKAMI	Yamaha YZF-R3 1'56.898
4	81 A. HEREDIA	Kawasaki Ninja 400 1'57.023
5	69 T. BOOTH-AMOS	Kawasaki Ninja 400 1'57.148
6	87 T. KAWAKAMI	Yamaha YZF-R3 1'57.209
7	52 O. KONIG	Kawasaki Ninja 400 1'57.393
8	73 J. PEREZ GONZALEZ	Yamaha YZF-R3 1'57.709
9	48 T. BRIANTI	Kawasaki Ninja 400 1'57.748
10	99 A. HUERTAS	Yamaha YZF-R3 1'57.778
11	85 K. SABATUCCI	Kawasaki Ninja 400 1'57.788
12	15 A. COPPOLA	Kawasaki Ninja 400 1'57.813
13	75 F. PEREZ CASAS	Yamaha YZF-R3 1'58.171
14	23 S. MARKARIAN	Yamaha YZF-R3 1'58.263
15	95 S. DEROUE	Kawasaki Ninja 400 1'58.297
16	54 B. SOFUOGLU	Yamaha YZF-R3 1'58.320
17	71 T. EDWARDS	Kawasaki Ninja 400 1'58.423
18	64 H. DE CANCELLIS	Yamaha YZF-R3 1'58.451
19	98 T. BERCOT	Yamaha YZF-R3 1'58.459
20	80 G. MASTROLUCA	Kawasaki Ninja 400 1'58.647
21	14 E. DE LA VEGA	Yamaha YZF-R3 1'58.663
22	28 N. BERNABÉ	Kawasaki Ninja 400 1'58.729
23	62 D. KUBAN	Kawasaki Ninja 400 1'59.121
24	68 J. IOVERNO	Kawasaki Ninja 400 1'59.132
25	5 J. CORRAL ARIAS	Yamaha YZF-R3 1'59.292
26	47 M. CERVENKA	Kawasaki Ninja 400 1'59.943
27	93 A. QUINET	Kawasaki Ninja 400 2'00.177
28	59 A. ZANCA	Kawasaki Ninja 400 2'00.755

SPEED		
1	61 Y. OKAYA	Kawasaki Ninja 400 214,7
2	87 T. KAWAKAMI	Yamaha YZF-R3 212,2
3	85 K. SABATUCCI	Kawasaki Ninja 400 211,4
4	15 A. COPPOLA	Kawasaki Ninja 400 211,4
5	48 T. BRIANTI	Kawasaki Ninja 400 210,5
6	52 O. KONIG	Kawasaki Ninja 400 210,5
7	23 S. MARKARIAN	Yamaha YZF-R3 210,1
8	28 N. BERNABÉ	Kawasaki Ninja 400 208,9
9	58 I. IGLESIAS BRAVO	Kawasaki Ninja 400 208,5
10	95 S. DEROUE	Kawasaki Ninja 400 208,1
11	83 M. KAWAKAMI	Yamaha YZF-R3 208,1
12	68 J. IOVERNO	Kawasaki Ninja 400 207,7
13	64 H. DE CANCELLIS	Yamaha YZF-R3 207,3
14	14 E. DE LA VEGA	Yamaha YZF-R3 206,9
15	71 T. EDWARDS	Kawasaki Ninja 400 206,9
16	98 T. BERCOT	Yamaha YZF-R3 206,5
17	69 T. BOOTH-AMOS	Kawasaki Ninja 400 205,7
18	54 B. SOFUOGLU	Yamaha YZF-R3 205,3
19	80 G. MASTROLUCA	Kawasaki Ninja 400 204,5
20	62 D. KUBAN	Kawasaki Ninja 400 204,5
21	75 F. PEREZ CASAS	Yamaha YZF-R3 204,5
22	81 A. HEREDIA	Kawasaki Ninja 400 204,5
23	99 A. HUERTAS	Yamaha YZF-R3 203,8
24	5 J. CORRAL ARIAS	Yamaha YZF-R3 203,0
25	93 A. QUINET	Kawasaki Ninja 400 202,6
26	73 J. PEREZ GONZALEZ	Yamaha YZF-R3 201,9
27	47 M. CERVENKA	Kawasaki Ninja 400 198,2
28	59 A. ZANCA	Kawasaki Ninja 400 197,1

SEG. 1			SEG. 2			SEG. 3			SEG. 4		
1	61 Y. OKAYA	21.864	1	73 J. PEREZ GONZALEZ	35.523	1	58 I. IGLESIAS BRAVO	24.489	1	83 M. KAWAKAMI	34.148
2	69 T. BOOTH-AMOS	21.930	2	58 I. IGLESIAS BRAVO	35.524	2	83 M. KAWAKAMI	24.502	2	61 Y. OKAYA	34.189
3	83 M. KAWAKAMI	22.026	3	61 Y. OKAYA	35.710	3	61 Y. OKAYA	24.503	3	69 T. BOOTH-AMOS	34.197
4	87 T. KAWAKAMI	22.040	4	83 M. KAWAKAMI	35.718	4	69 T. BOOTH-AMOS	24.622	4	87 T. KAWAKAMI	34.221
5	85 K. SABATUCCI	22.075	5	81 A. HEREDIA	35.722	5	54 B. SOFUOGLU	24.716	5	81 A. HEREDIA	34.235
6	52 O. KONIG	22.116	6	52 O. KONIG	35.826	6	48 T. BRIANTI	24.737	6	58 I. IGLESIAS BRAVO	34.242
7	99 A. HUERTAS	22.139	7	69 T. BOOTH-AMOS	35.831	7	62 D. KUBAN	24.754	7	73 J. PEREZ GONZALEZ	34.322
8	48 T. BRIANTI	22.150	8	27 T. KAWAKAMI	35.845	8	52 O. KONIG	24.754	8	75 F. PEREZ CASAS	34.408
9	81 A. HEREDIA	22.194	9	23 S. MARKARIAN	35.876	9	85 K. SABATUCCI	24.815	9	99 A. HUERTAS	34.496
10	15 A. COPPOLA	22.208	10	99 A. HUERTAS	35.924	10	99 A. HUERTAS	24.824	10	48 T. BRIANTI	34.505
11	64 H. DE CANCELLIS	22.258	11	48 T. BRIANTI	35.935	11	81 A. HEREDIA	24.854	11	15 A. COPPOLA	34.520
12	58 I. IGLESIAS BRAVO	22.321	12	98 T. BERCOT	35.956	12	15 A. COPPOLA	24.858	12	85 K. SABATUCCI	34.551
13	95 S. DEROUE	22.353	13	75 F. PEREZ CASAS	35.971	13	87 T. KAWAKAMI	24.879	13	23 S. MARKARIAN	34.621
14	23 S. MARKARIAN	22.357	14	14 E. DE LA VEGA	36.073	14	75 F. PEREZ CASAS	24.909	14	98 T. BERCOT	34.655
15	54 B. SOFUOGLU	22.358	15	85 K. SABATUCCI	36.082	15	71 T. EDWARDS	24.966	15	71 T. EDWARDS	34.694
16	14 E. DE LA VEGA	22.381	16	71 T. EDWARDS	36.095	16	98 T. BERCOT	24.984	16	52 O. KONIG	34.697
17	73 J. PEREZ GONZALEZ	22.413	17	15 A. COPPOLA	36.112	17	95 S. DEROUE	25.001	17	28 N. BERNABÉ	34.728
18	98 T. BERCOT	22.483	18	95 S. DEROUE	36.129	18	68 J. IOVERNO	25.004	18	68 J. IOVERNO	34.747
19	62 D. KUBAN	22.484	19	62 D. KUBAN	36.195	19	64 H. DE CANCELLIS	25.011	19	54 B. SOFUOGLU	34.751
20	28 N. BERNABÉ	22.499	20	80 G. MASTROLUCA	36.206	20	80 G. MASTROLUCA	25.031	20	80 G. MASTROLUCA	34.777
21	75 F. PEREZ CASAS	22.523	21	64 H. DE CANCELLIS	36.209	21	73 J. PEREZ GONZALEZ	25.044	21	95 S. DEROUE	34.814
22	80 G. MASTROLUCA	22.540	22	5 J. CORRAL ARIAS	36.232	22	28 N. BERNABÉ	25.054	22	47 M. CERVENKA	34.820
23	71 T. EDWARDS	22.586	23	54 B. SOFUOGLU	36.250	23	14 E. DE LA VEGA	25.078	23	64 H. DE CANCELLIS	34.865
24	5 J. CORRAL ARIAS	22.641	24	68 J. IOVERNO	36.261	24	23 S. MARKARIAN	25.087	24	5 J. CORRAL ARIAS	34.920
25	68 J. IOVERNO	22.683	25	28 N. BERNABÉ	36.314	25	5 J. CORRAL ARIAS	25.186	25	14 E. DE LA VEGA	34.924
26	93 A. QUINET	22.751	26	47 M. CERVENKA	36.447	26	47 M. CERVENKA	25.274	26	62 D. KUBAN	35.102
27	59 A. ZANCA	23.161	27	59 A. ZANCA	36.555	27	93 A. QUINET	25.311	27	93 A. QUINET	35.233
28	47 M. CERVENKA	23.267	28	93 A. QUINET	36.622	28	59 A. ZANCA	25.742	28	59 A. ZANCA	35.297

18/09/2020

These data/results cannot be reproduced, stored and/or transmitted in whole or in part by any manner of electronic, mechanical, photocopying, recording, broadcasting or otherwise now known or herein after developed without the previous express consent by the copyright owner, except for reproduction in daily press and regular printed publications on sale to the public within 60 days of the event related to those data/results and always provided that copyright symbol appears together as follows below.

© DORNA WSBK ORGANIZATION Srl 2020



Official Fuel Supplier

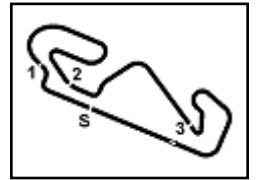


FICR PERUGIA TIMING

Official Tyre Supplier



Official Timekeeper



Acerbis Catalunya Round, 18 - 20 September 2020

Ideal Times Free Practice 1st Session Gr.B

Circuit de Barcelona 4.627 m

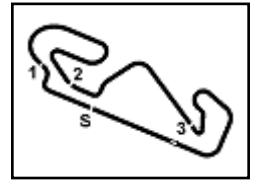
No.	Rider	Nat	Bike	Seg. 1	Seg. 2	Seg. 3	Seg. 4	Ideal Time			
				Diff. 1	Diff. 2	Diff. 3	Diff. 4	Best Lap	Pos.	Diff.	
1	61 Y. OKAYA	JPN	Kawasaki Ninja 400	21.864	35.710 +0.063	24.503	34.189 +0.509	1'56.266	1'56.838	2	0.572
2	83 M. KAWAKAMI	BRA	Yamaha YZF-R3	22.026 +0.488	35.718	24.502	34.148 +0.016	1'56.394	1'56.898	3	0.504
3	58 I. IGLESIAS BRAVO	ESP	Kawasaki Ninja 400	22.321 +0.002	35.524	24.489	34.242 +0.208	1'56.576	1'56.786	1	0.210
4	69 T. BOOTH-AMOS	GBR	Kawasaki Ninja 400	21.930	35.831	24.622	34.197 +0.568	1'56.580	1'57.148	5	0.568
5	87 T. KAWAKAMI	BRA	Yamaha YZF-R3	22.040	35.845	24.879 +0.224	34.221	1'56.985	1'57.209	6	0.224
6	81 A. HEREDIA	ESP	Kawasaki Ninja 400	22.194	35.722 +0.018	24.854	34.235	1'57.005	1'57.023	4	0.018
7	73 J. PEREZ GONZALEZ	ESP	Yamaha YZF-R3	22.413 +0.156	35.523	25.044 +0.038	34.322 +0.213	1'57.302	1'57.709	8	0.407
8	48 T. BRIANTI	ITA	Kawasaki Ninja 400	22.150 +0.237	35.935	24.737 +0.184	34.505	1'57.327	1'57.748	9	0.421
9	99 A. HUERTAS	ESP	Yamaha YZF-R3	22.139	35.924	24.824 +0.226	34.496 +0.169	1'57.383	1'57.778	10	0.395
10	52 O. KONIG	CZE	Kawasaki Ninja 400	22.116	35.826	24.754	34.697	1'57.393	1'57.393	7	
11	85 K. SABATUCCI	ITA	Kawasaki Ninja 400	22.075 +0.029	36.082 +0.040	24.815	34.551 +0.196	1'57.523	1'57.788	11	0.265
12	15 A. COPPOLA	ITA	Kawasaki Ninja 400	22.208 +0.016	36.112 +0.099	24.858	34.520	1'57.698	1'57.813	12	0.115
13	75 F. PEREZ CASAS	ESP	Yamaha YZF-R3	22.523 +0.231	35.971	24.909 +0.129	34.408	1'57.811	1'58.171	13	0.360
14	23 S. MARKARIAN	FRA	Yamaha YZF-R3	22.357 +0.006	35.876 +0.316	25.087	34.621	1'57.941	1'58.263	14	0.322
15	54 B. SOFUOGLU	TUR	Yamaha YZF-R3	22.358	36.250 +0.010	24.716 +0.184	34.751 +0.051	1'58.075	1'58.320	16	0.245
16	98 T. BERCOT	FRA	Yamaha YZF-R3	22.483 +0.062	35.956 +0.319	24.984	34.655	1'58.078	1'58.459	19	0.381
17	95 S. DEROUÉ	NED	Kawasaki Ninja 400	22.353	36.129	25.001	34.814	1'58.297	1'58.297	15	
18	71 T. EDWARDS	AUS	Kawasaki Ninja 400	22.586	36.095	24.966 +0.082	34.694	1'58.341	1'58.423	17	0.082
19	64 H. DE CANCELLIS	FRA	Yamaha YZF-R3	22.258 +0.033	36.209 +0.075	25.011	34.865	1'58.343	1'58.451	18	0.108
20	14 E. DE LA VEGA	FRA	Yamaha YZF-R3	22.381 +0.081	36.073 +0.074	25.078	34.924 +0.052	1'58.456	1'58.663	21	0.207
21	62 D. KUBAN	CZE	Kawasaki Ninja 400	22.494 +0.169	36.195	24.754	35.102 +0.407	1'58.545	1'59.121	23	0.576
22	80 G. MASTROLUCA	ITA	Kawasaki Ninja 400	22.540	36.206	25.031 +0.093	34.777	1'58.554	1'58.647	20	0.093
23	28 N. BERNABÈ	ITA	Kawasaki Ninja 400	22.499	36.314 +0.064	25.054 +0.001	34.728 +0.069	1'58.595	1'58.729	22	0.134
24	68 J. IOVERNO	ITA	Kawasaki Ninja 400	22.683 +0.210	36.261 +0.081	25.004 +0.146	34.747	1'58.695	1'59.132	24	0.437
25	5 J. CORRAL ARIAS	ESP	Yamaha YZF-R3	22.641 +0.213	36.232 +0.038	25.186 +0.062	34.920	1'58.979	1'59.292	25	0.313
26	47 M. CERVENKA	CZE	Kawasaki Ninja 400	23.267 +0.016	36.447 +0.035	25.274	34.820 +0.084	1'59.808	1'59.943	26	0.135
27	93 A. QUINET	FRA	Kawasaki Ninja 400	22.751	36.622	25.311 +0.260	35.233	1'59.917	2'00.177	27	0.260
28	59 A. ZANCA	ITA	Kawasaki Ninja 400	23.161	36.555	25.742	35.297	2'00.755	2'00.755	28	
Overall Ideal Time				21.864	35.523	24.489	34.148	1'56.024			

18/09/2020

These data/results cannot be reproduced, stored and/or transmitted in whole or in part by any manner of electronic, mechanical, photocopying, recording, broadcasting or otherwise now known or herein after developed without the previous express consent by the copyright owner, except for reproduction in daily press and regular printed publications on sale to the public within 60 days of the event related to those data/results and always provided that copyright symbol appears together as follows below.

© DORNA WSBK ORGANIZATION Srl 2020





Acerbis Catalunya Round, 18 - 20 September 2020

Chronological Analysis Free Practice 1st Session Gr.B

1° 58 I. IGLESIAS BRAVO (1'56.786)

Lap	Seg.1	Seg.2	Seg.3	Seg.4	Lap Time	km/h	Local Time
1		39.487	25.860	35.474	67,3	9:02'34.532	
2	23.111	36.217	25.334	34.601	1'59.263	203,8	9:04'33.795
3	22.321	35.859	25.084	35.020	1'58.284	208,5	9:06'32.079
4	23.305	35.932	25.224	34.587	1'59.048	197,4	9:08'31.127
5	22.453	35.942	25.061	34.388	1'57.844	204,2	9:10'28.971
6	22.588	35.922	25.064	34.242	1'57.816	201,5	9:12'26.787
7	22.323	35.524	24.489	34.450	1'56.786	203,0	9:14'23.573
8	25.319	37.950	25.224	48.121	2'16.614CP	201,1	9:16'40.187
9	5'08.911	36.558	25.290	36.020	6'46.779P	154,3	9:23'26.966
10	22.722	35.826	24.926	34.616	1'58.090	198,9	9:25'25.056
11	24.260	35.927	24.959	35.621	2'00.767	198,5	9:27'25.823
12	22.456	35.712	24.853	34.521	1'57.542	201,1	9:29'23.365
13	22.607	36.025	25.095	34.943	1'58.670	199,3	9:31'22.035

5° 69 T. BOOTH-AMOS (1'57.148)

Lap	Seg.1	Seg.2	Seg.3	Seg.4	Lap Time	km/h	Local Time
1		37.984	25.896	35.601	142,9	9:02'11.267	
2	23.098	36.774	25.357	35.147	2'00.376	196,4	9:04'11.643
3	22.785	36.437	25.103	34.721	1'59.046	197,1	9:06'10.689
4	22.707	36.185	25.035	34.583	1'58.510	197,1	9:08'09.199
5	22.491	36.187	24.953	34.360	1'57.991	198,2	9:10'07.190
6	22.544	36.135	24.996	34.263	1'57.938	197,1	9:12'05.128
7	22.575	35.901	24.853	34.197	1'57.526	195,3	9:14'02.654
8	22.599	35.940	24.817	46.265	2'09.621P	197,1	9:16'12.275
9	8'06.320	38.175	24.953	35.887	9'45.335P	125,3	9:25'57.610
10	22.597	36.234	25.149	36.610	2'00.590C	196,7	9:27'58.200
11	21.930	35.831	24.622	34.765	1'57.148	205,7	9:29'55.348
12	22.814	36.485	25.013	34.829	1'59.141	198,5	9:31'54.489

2° 61 Y. OKAYA (1'56.838)

Lap	Seg.1	Seg.2	Seg.3	Seg.4	Lap Time	km/h	Local Time
1		38.009	27.012	35.604	103,5	9:02'22.376	
2	22.639	36.175	25.210	34.963	1'58.987	205,3	9:04'21.363
3	22.321	36.245	24.796	34.755	1'58.117	206,5	9:06'19.480
4	22.068	35.981	24.817	34.655	1'57.521	207,3	9:08'17.001
5	23.526	36.294	25.254	35.473	2'00.547	200,0	9:10'17.548
6	22.547	35.947	24.943	34.529	1'57.966	200,7	9:12'15.514
7	22.495	36.253	25.000	34.648	1'58.396	200,4	9:14'13.910
8	22.444	35.787	25.008	34.189	1'57.428	200,7	9:16'11.338
9	22.373	35.779	24.714	34.598	1'57.464C	199,6	9:18'08.802
10	22.354	35.762	25.011	34.311	1'57.438	199,6	9:20'06.240
11	22.471	35.710	24.944	34.264	1'57.389	199,3	9:22'03.629
12	22.519	36.456	25.162	50.062	2'14.199P	198,9	9:24'17.828
13	2'00.149	41.921	25.165	34.454	3'41.689P	125,0	9:27'59.517
14	21.864	35.773	24.503	34.698	1'56.838	208,5	9:29'56.355
15	22.565	36.199	24.816	35.030	1'58.610	214,7	9:31'54.965

6° 87 T. KAWAKAMI (1'57.209)

Lap	Seg.1	Seg.2	Seg.3	Seg.4	Lap Time	km/h	Local Time
1		38.940	26.060	35.570	143,2	9:02'34.541	
2	23.108	37.438	25.685	48.642	2'14.873P	200,4	9:04'49.414
3	3'58.451	36.777	25.339	35.200	5'35.767P	144,2	9:10'25.181
4	22.869	36.557	25.078	34.838	1'59.342	199,6	9:12'24.523
5	22.608	36.548	24.985	36.044	2'00.185	200,0	9:14'24.708
6	22.177	37.871	25.362	48.121	2'13.531P	212,2	9:16'38.239
7	5'40.531	37.057	25.564	34.935	7'18.087P	141,5	9:23'56.326
8	23.126	37.030	25.090	46.390	2'11.636	191,8	9:26'07.962
9	22.569	35.983	24.879	34.254	1'57.685	199,3	9:28'05.647
10	22.040	35.845	25.103	34.221	1'57.209	208,1	9:30'02.856

7° 52 O. KONIG (1'57.393)

Lap	Seg.1	Seg.2	Seg.3	Seg.4	Lap Time	km/h	Local Time
1		37.550	25.912	36.375	107,4	9:02'19.842	
2	23.050	36.686	25.226	35.351	2'00.313	200,0	9:04'20.155
3	22.699	36.254	25.105	34.964	1'59.022	201,9	9:06'19.177
4	22.581	36.134	24.810	34.806	1'58.331	203,0	9:08'17.508
5	23.807	37.462	24.963	34.833	2'01.065C	204,9	9:10'18.573
6	22.342	36.064	24.931	34.745	1'58.082	206,9	9:12'16.655
7	22.918	36.333	25.140	34.794	1'59.185	196,0	9:14'15.840
8	22.179	36.160	25.006	34.805	1'58.150	206,5	9:16'13.990
9	22.599	36.094	25.106	53.300	2'17.099P	197,4	9:18'31.089
10	5'46.247	40.364	25.146	37.855	7'29.612P	136,7	9:26'00.701
11	22.116	35.826	24.754	34.697	1'57.393	206,5	9:27'58.094
12	22.305	36.096	24.870	34.691	1'57.962C	203,0	9:29'56.056
13	22.541	36.217	25.002	35.064	1'58.824	210,5	9:31'54.880

8° 73 J. PEREZ GONZALEZ (1'57.709)

Lap	Seg.1	Seg.2	Seg.3	Seg.4	Lap Time	km/h	Local Time
1		38.398	27.289	36.461	137,9	9:02'14.943	
2	23.183	36.308	25.358	35.625	2'00.474	196,7	9:04'15.417
3	23.048	36.141	25.445	35.151	1'59.785	197,4	9:06'15.202
4	22.756	36.002	25.302	34.551	1'58.611	197,1	9:08'13.813
5	22.569	35.523	25.082	34.535	1'57.709	198,2	9:10'11.522
6	23.161	36.135	25.061	45.404	2'09.761	200,7	9:12'21.283
7	22.413	35.570	25.044	1'03.476	2'26.503P	201,9	9:14'47.786
8	2'44.749	37.059	25.919	35.206	4'22.933P	116,6	9:19'10.719
9	22.717	35.897	25.330	35.208	1'59.152	196,7	9:21'09.871
10	22.768	35.816	25.258	34.527	1'58.369	197,1	9:23'08.240
11	22.893	35.691	25.094	34.322	1'58.000	196,0	9:25'06.240
12	22.522	35.633	25.123	34.720	1'57.998	198,9	9:27'04.238
13	23.236	37.304	25.663	37.278	2'03.481	196,4	9:29'07.719
14	22.767	36.221	25.139	34.524	1'58.651	197,1	9:31'06.370

3° 83 M. KAWAKAMI (1'56.898)

Lap	Seg.1	Seg.2	Seg.3	Seg.4	Lap Time	km/h	Local Time
1		36.700	25.508	35.369	148,6	9:02'34.349	
2	22.784	36.407	25.329	34.681	1'59.201	197,8	9:04'33.550
3	23.364	36.346	25.819	35.155	2'00.684	193,9	9:06'34.234
4	22.410	35.951	24.946	34.339	1'57.646	198,5	9:08'31.880
5	22.524	36.675	25.182	34.350	1'58.731C	199,6	9:10'30.611
6	22.185	36.042	24.981	34.422	1'57.630	206,5	9:12'28.241
7	22.657	36.041	24.946	34.805	1'58.449	198,5	9:14'26.690
8	22.413	36.422	24.825	46.465	2'10.125P	199,3	9:16'36.815
9	5'42.310	36.942	25.750	34.596	7'19.598P	143,4	9:23'56.413
10	22.611	37.157	25.137	46.481	2'11.386	196,4	9:26'07.799
11	22.514	35.718	24.502	34.164	1'56.898	200,4	9:28'04.697
12	22.026	36.000	24.952	34.148	1'57.126	208,1	9:30'01.823

4° 81 A. HEREDIA (1'57.023)

Lap	Seg.1	Seg.2	Seg.3	Seg.4	Lap Time	km/h	Local Time
1		37.932	25.913	35.792	125,7	9:02'28.283	
2	22.676	36.279	25.336	34.701	1'58.992	204,2	9:04'27.275
3	22.497	36.327	25.189	34.993	1'59.006	198,5	9:06'26.281
4	22.328	36.147	25.088	34.571	1'58.134	199,3	9:08'24.415
5	22.821	36.746	25.470	34.926	1'59.963	199,6	9:10'24.378
6	22.198	35.722	25.111	34.331	1'57.362	204,5	9:12'21.740
7	22.194	35.740	24.854	34.235	1'57.023	200,0	9:14'18.763
8	22.464	36.271	25.408	47.213	2'11.356P	200,4	9:16'30.119
9	7'10.094	41.434	28.347	47.923	9'07.798P	144,8	9:25'37.917
10	1'20.643	36.778	25.803	35.403	2'58.627P	118,8	9:28'36.544
11	22.689	36.086	25.233	34.775	1'58.783	200,4	9:30'35.327

18/09/2020 P = Pits In/Out - C = Lap Time Cancelled

These data/results cannot be reproduced, stored and/or transmitted in whole or in part by any manner of electronic, mechanical, photocopying, recording, broadcasting or otherwise now known or herein after developed without the previous express consent by the copyright owner, except for reproduction in daily press and regular printed publications on sale to the public within 60 days of the event related to those data/results and always provided that copyright symbol appears together as follows below.

© DORNA WSBK ORGANIZATION Srl 2020



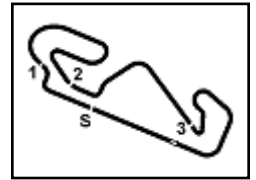
Official Fuel Supplier



Official Tyre Supplier



Official Timekeeper



Acerbis Catalunya Round, 18 - 20 September 2020

Chronological Analysis Free Practice 1st Session Gr.B

Circuit de Barcelona 4.627 m

2 / 4

9° 48 T. BRIANTI (1'57.748)								13° 75 F. PEREZ CASAS (1'58.171)							
Lap	Seg.1	Seg.2	Seg.3	Seg.4	Lap Time	km/h	Local Time	Lap	Seg.1	Seg.2	Seg.3	Seg.4	Lap Time	km/h	Local Time
1		37.976	26.483	35.616	117,3	9:02'21.396		1		37.854	26.160	36.997	150,2	9:02'25.184	
2	22.635	36.418	25.298	35.095	1'59.446	206,5	9:04'20.842	2	22.940	36.675	25.286	35.672	2'00.573	200,0	9:04'25.757
3	22.599	36.053	25.048	34.762	1'58.462	210,5	9:06'19.304	3	22.598	37.204	25.495	35.095	2'00.392	203,8	9:06'26.149
4	22.709	36.649	25.200	34.606	1'59.164	203,8	9:08'18.468	4	22.795	36.088	25.056	34.631	1'58.570	203,4	9:08'24.719
5	22.487	36.274	24.884	47.534	2'11.179P	208,1	9:10'29.647	5	22.564	36.447	25.360	35.102	1'59.473	204,5	9:10'24.192
6	8'06.711	36.178	25.038	34.847	9'42.774P	91,5	9:20'12.421	6	22.754	35.971	25.038	34.408	1'58.171	200,0	9:12'22.363
7	22.687	36.134	25.136	34.506	1'58.463	198,9	9:22'10.884	7	22.687	36.820	25.862	49.004	2'14.373P	201,1	9:14'36.736
8	22.498	36.062	24.914	34.569	1'58.043	200,7	9:24'08.927	8	7'42.748	36.791	25.811	34.495	9'19.845P	141,2	9:23'56.581
9	22.387	35.935	24.921	34.505	1'57.748	202,2	9:26'06.675	9	22.596	37.388	25.151	36.290	2'01.425	198,5	9:25'58.006
10	22.150	36.068	24.737	34.866	1'57.821	206,9	9:28'04.496	10	22.565	36.278	24.947	34.582	1'58.372	202,6	9:27'56.378
11	22.509	36.187	25.816	36.056	2'00.568	203,8	9:30'05.064	11	23.015	36.217	25.138	34.978	1'59.348	194,9	9:29'55.726
								12	22.523	36.343	24.909	34.815	1'58.590	202,6	9:31'54.316

10° 99 A. HUERTAS (1'57.778)								14° 23 S. MARKARIAN (1'58.263)							
Lap	Seg.1	Seg.2	Seg.3	Seg.4	Lap Time	km/h	Local Time	Lap	Seg.1	Seg.2	Seg.3	Seg.4	Lap Time	km/h	Local Time
1		37.606	26.804	36.925	103,1	9:02'20.192		1		38.097	26.715	36.036	143,0	9:02'34.923	
2	23.292	36.745	25.403	35.841	2'01.281	203,8	9:04'21.473	2	22.357	36.443	25.321	34.696	1'58.817	210,1	9:04'33.740
3	22.782	36.533	25.623	35.404	2'00.342	202,2	9:06'21.815	3	22.489	36.053	25.585	36.280	2'00.407	201,5	9:06'34.147
4	23.093	36.415	25.075	35.122	1'59.705	200,0	9:08'21.520	4	22.788	35.876	25.213	34.806	1'58.683	197,1	9:08'32.830
5	22.858	36.455	25.193	35.067	1'59.573	197,1	9:10'21.093	5	22.756	36.094	25.102	34.727	1'58.679	201,9	9:10'31.509
6	22.763	36.062	25.064	34.839	1'58.728	200,0	9:12'19.821	6	22.572	36.061	25.247	34.911	1'58.791	203,4	9:12'30.300
7	22.556	36.197	24.824	34.762	1'58.339	201,9	9:14'18.160	7	22.363	36.192	25.087	34.621	1'58.263	207,3	9:14'28.563
8	22.628	36.184	25.050	34.678	1'58.540	200,4	9:16'16.700	8	22.514	36.223	25.106	47.578	2'11.421P	200,7	9:16'39.984
9	22.519	36.039	25.154	54.072	2'17.784P	200,7	9:18'34.484	9	6'39.895	40.063	27.598	36.503	8'24.059P	105,9	9:25'04.043
10	3'49.426	35.938	24.932	35.144	5'25.440P	152,5	9:23'59.924	10	23.052	36.656	25.706	56.448	2'21.862P	196,7	9:27'25.905
11	22.528	36.347	24.833	34.933	1'58.641	201,1	9:25'58.565	11	44.147	39.321	27.736	38.229	2'29.433P	137,2	9:29'55.338
12	22.139	35.924	25.050	34.665	1'57.778	201,9	9:27'56.343	12	23.153	36.635	25.274	34.845	1'59.907	200,4	9:31'55.245
13	26.077	36.355	24.803	34.605	2'01.840C	194,9	9:29'58.183								
14	22.556	35.990	24.918	34.496	1'57.960	203,4	9:31'56.143								

11° 85 K. SABATUCCI (1'57.788)								15° 95 S. DEROUÉ (1'58.297)							
Lap	Seg.1	Seg.2	Seg.3	Seg.4	Lap Time	km/h	Local Time	Lap	Seg.1	Seg.2	Seg.3	Seg.4	Lap Time	km/h	Local Time
1		38.699	26.638	36.635	94,6	9:02'23.538		1		37.479	25.963	36.137	149,0	9:12'36.889	
2	22.727	37.224	25.667	35.894	2'01.512	202,2	9:04'25.050	2	23.048	36.894	25.551	35.672	2'01.165	201,5	9:14'38.054
3	22.870	36.947	25.522	35.664	2'01.003	198,9	9:06'26.053	3	22.799	36.632	25.542	35.668	2'00.641	201,5	9:16'38.695
4	22.814	36.612	25.109	35.746	2'00.281	203,8	9:08'26.334	4	22.829	36.936	25.575	46.187	2'11.527P	201,5	9:18'50.222
5	22.710	36.472	25.115	34.965	1'59.262	209,3	9:10'25.596	5	2'55.234	36.774	25.758	37.636	4'35.402P	149,4	9:23'25.624
6	22.075	36.342	25.083	35.004	1'58.504	206,9	9:12'24.100	6	23.036	36.271	25.576	34.983	1'59.866	199,3	9:25'25.490
7	22.645	36.365	25.226	36.294	2'00.530	200,7	9:14'24.630	7	22.605	36.182	25.257	35.022	1'59.066	208,1	9:27'24.556
8	22.144	36.537	25.352	50.149	2'14.182P	211,4	9:16'38.812	8	22.581	36.253	25.185	35.187	1'59.206	201,9	9:29'23.762
9	7'42.079	38.367	25.124	36.197	9'21.767P		9:26'00.579	9	22.353	36.129	25.001	34.814	1'58.297	207,3	9:31'22.059
10	22.446	36.082	24.877	34.551	1'57.956	205,3	9:27'58.535								
11	22.104	36.122	24.815	34.747	1'57.788	211,4	9:29'56.323								
12	22.485	36.965	25.499	35.909	2'00.858	210,5	9:31'57.181								

12° 15 A. COPPOLA (1'57.813)								16° 54 B. SOFUOGLU (1'58.320)							
Lap	Seg.1	Seg.2	Seg.3	Seg.4	Lap Time	km/h	Local Time	Lap	Seg.1	Seg.2	Seg.3	Seg.4	Lap Time	km/h	Local Time
1		39.084	26.941	36.832	145,9	9:02'15.562		1		38.322	26.302	36.424	144,0	9:02'40.302	
2	23.445	37.021	25.725	35.485	2'01.676	201,1	9:04'17.238	2	23.208	37.003	25.637	35.666	2'01.514	192,9	9:04'41.816
3	23.072	36.440	25.518	35.071	2'00.101	194,9	9:06'17.339	3	23.148	36.616	25.341	35.379	2'00.484	193,2	9:06'42.300
4	22.907	36.344	25.374	36.083	2'00.708	195,3	9:08'18.047	4	22.839	36.631	25.263	34.899	1'59.632	193,5	9:08'41.932
5	23.220	36.493	25.306	35.030	2'00.049	198,9	9:10'18.096	5	22.419	36.360	25.279	35.061	1'59.119	202,2	9:10'41.051
6	22.684	36.112	25.159	34.668	1'58.623	198,2	9:12'16.719	6	23.419	38.914	26.324	52.126	2'20.783P	192,9	9:13'01.834
7	22.793	36.140	25.112	34.765	1'58.810	194,2	9:14'15.529	7	9'21.087	36.628	25.302	35.167	10'58.184P	141,4	9:24'00.018
8	22.736	36.155	25.018	34.713	1'58.622	193,9	9:16'14.151	8	22.358	36.260	24.900	34.802	1'58.320	205,3	9:25'58.338
9	22.761	38.113	27.044	46.348	2'14.266P	196,0	9:18'28.417	9	22.605	36.250	24.716	34.829	1'58.400	201,1	9:27'56.738
10	3'53.151	36.658	25.164	34.944	5'29.917P	151,0	9:23'58.334	10	22.360	36.354	25.124	34.751	1'58.589	204,2	9:29'55.327
11	22.526	36.180	25.027	37.338	2'01.071	200,4	9:25'59.405	11	22.587	36.420	25.006	34.900	1'58.913	203,4	9:31'54.240
12	22.224	36.211	24.858	34.520	1'57.813	208,1	9:27'57.218								
13	22.455	37.888	25.346	35.573	2'01.262	204,5	9:29'58.480								
14	22.208	36.329	25.064	35.181	1'58.782	211,4	9:31'57.262								

17° 71 T. EDWARDS (1'58.423)							
Lap	Seg.1	Seg.2	Seg.3	Seg.4	Lap Time	km/h	Local Time
1		38.869	27.144	36.564	142,5	9:02'14.816	
2	23.994	37.296	26.243	35.862	2'03.395	194,6	9:04'18.211
3	23.456	37.021	25.662	35.369	2'01.508	197,8	9:06'19.719
4	22.799	36.582	25.448	35.186	2'00.015	206,9	9:08'19.734

18/09/2020 P = Pits In/Out - C = Lap Time Cancelled

These data/results cannot be reproduced, stored and/or transmitted in whole or in part by any manner of electronic, mechanical, photocopying, recording, broadcasting or otherwise now known or herein after developed without the previous express consent by the copyright owner, except for reproduction in daily press and regular printed publications on sale to the public within 60 days of the event related to those data/results and always provided that copyright symbol appears together as follows below.

© DORNA WSBK ORGANIZATION Srl 2020



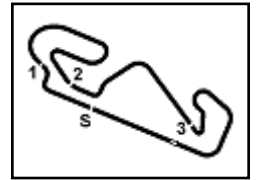
Official Fuel Supplier



Official Tyre Supplier



Official Timekeeper



Acerbis Catalunya Round, 18 - 20 September 2020

Chronological Analysis Free Practice 1st Session Gr.B

Circuit de Barcelona 4.627 m

3 / 4

5	23.120	36.362	25.304	35.068	1'59.854	198,2	9:10'19.588	3	22.826	37.511	26.169	51.875	2'18.381P	200,0	9:06'43.517
6	22.835	36.281	25.206	34.906	1'59.228	199,6	9:12'18.816	4	2'04.458	36.754	25.383	35.363	3'41.958P	145,2	9:10'25.475
7	22.945	36.357	25.416	34.889	1'59.607	197,8	9:14'18.423	5	22.381	36.447	25.170	35.017	1'59.015	206,5	9:12'24.490
8	22.676	36.220	25.131	34.802	1'58.829	201,9	9:16'17.252	6	22.470	36.232	25.162	35.254	1'59.118	202,6	9:14'23.608
9	22.623	36.140	24.966	34.845	1'58.574	201,1	9:18'15.826	7	22.629	38.483	25.721	51.177	2'18.010P	201,1	9:16'41.618
10	23.114	36.541	25.568	57.816	2'23.039CP	195,3	9:20'38.865	8	3'46.561	37.708	25.532	34.963	5'24.764P	100,0	9:22'06.382
11	3'36.148	38.320	27.198	45.990	5'27.656P	141,4	9:26'06.521	9	23.012	36.162	25.314	34.924	1'59.412	194,2	9:24'05.794
12	22.793	36.191	25.058	34.833	1'58.875	204,9	9:28'05.396	10	22.855	36.073	25.335	35.051	1'59.314	195,3	9:26'05.108
13	22.586	36.095	25.048	34.694	1'58.423	202,6	9:30'03.819	11	23.294	36.812	25.458	34.933	2'00.497	196,4	9:28'05.605
								12	22.462	36.147	25.078	34.976	1'58.663	206,9	9:30'04.268

18° 64 H. DE CANCELLIS (1'58.451)

Lap	Seg.1	Seg.2	Seg.3	Seg.4	Lap Time	km/h	Local Time
1		39.099	27.260	37.788		112,5	9:02'34.163
2	23.751	36.648	25.845	35.521	2'01.765	196,0	9:04'35.928
3	22.920	36.413	25.450	35.285	2'00.068	196,7	9:06'35.996
4	22.860	36.311	25.251	35.320	1'59.742	198,2	9:08'35.738
5	22.955	36.278	25.493	35.208	1'59.934	196,4	9:10'35.672
6	22.906	36.380	25.872	52.286	2'17.444P	196,4	9:12'53.116
7	1'51.731	40.684	25.414	35.725	3'33.554P	131,7	9:16'26.670
8	22.907	36.563	25.390	35.073	1'59.933	193,9	9:18'26.603
9	22.931	36.337	25.376	50.356	2'15.000P	193,9	9:20'41.603
10	1'39.578	36.719	25.243	34.950	3'16.490P	145,4	9:23'58.093
11	22.832	36.482	25.094	38.447	2'02.855	200,4	9:26'00.948
12	22.291	36.284	25.011	34.865	1'58.451	205,3	9:27'59.399
13	22.324	36.335	25.029	35.121	1'58.809C	207,3	9:29'58.208
14	22.258	36.209	25.200	35.183	1'58.850	205,3	9:31'57.058

22° 28 N. BERNABÈ (1'58.729)

Lap	Seg.1	Seg.2	Seg.3	Seg.4	Lap Time	km/h	Local Time
1		39.997	28.327	41.537		96,5	9:03'15.706
2	24.324	46.978	35.485	55.329	2'42.116P	197,4	9:05'57.822
3	1'02.751	37.683	26.368	36.967	2'43.769P	133,2	9:08'41.591
4	23.549	37.357	26.143	35.680	2'02.729	198,5	9:10'44.320
5	23.269	37.714	26.072	35.690	2'02.745	200,7	9:12'47.065
6	23.251	37.141	25.719	35.417	2'01.528	200,0	9:14'48.593
7	23.155	36.870	25.892	35.117	2'01.034	200,4	9:16'49.627
8	23.141	36.448	25.507	35.162	2'00.258	201,1	9:18'49.885
9	22.872	36.524	25.243	34.914	1'59.553	200,4	9:20'49.438
10	23.558	39.221	25.528	49.960	2'18.267P	199,3	9:23'07.705
11	1'08.489	41.289	25.853	35.186	2'50.817P	149,8	9:25'58.522
12	22.740	36.314	25.054	34.728	1'58.836	203,8	9:27'57.358
13	22.575	36.493	25.120	35.056	1'59.244	208,9	9:29'56.602
14	22.499	36.378	25.055	34.797	1'58.729	204,5	9:31'55.331

19° 98 T. BERCOT (1'58.459)

Lap	Seg.1	Seg.2	Seg.3	Seg.4	Lap Time	km/h	Local Time
1		37.880	25.713	36.370		100,1	9:02'20.293
2	22.975	36.638	25.296	35.234	2'00.143	206,1	9:04'20.436
3	23.111	37.739	25.476	35.245	2'01.571	203,4	9:06'22.007
4	22.716	36.282	25.188	35.223	1'59.409	202,2	9:08'21.416
5	23.119	36.489	25.261	35.147	2'00.016	201,5	9:10'21.432
6	22.707	36.127	25.075	34.761	1'58.670	203,8	9:12'20.102
7	22.545	36.275	24.984	34.655	1'58.459	204,2	9:14'18.561
8	22.970	36.678	25.352	48.436	2'13.436P	203,8	9:16'31.997
9	5'58.253	36.373	25.174	34.882	7'34.682P	146,3	9:24'06.679
10	22.783	35.956	25.030	34.831	1'58.600	200,7	9:26'05.279
11	22.810	36.354	25.221	35.050	1'59.435	200,4	9:28'04.714
12	22.483	36.387	25.254	34.967	1'59.091	206,5	9:30'03.805

23° 62 D. KUBAN (1'59.121)

Lap	Seg.1	Seg.2	Seg.3	Seg.4	Lap Time	km/h	Local Time
1		40.676	28.407	38.433		149,2	9:02'21.169
2	23.640	38.179	26.275	36.412	2'04.506	203,0	9:04'25.675
3	23.187	37.139	25.995	36.506	2'02.827	204,5	9:06'28.502
4	23.006	36.928	25.671	35.992	2'01.597	203,4	9:08'30.099
5	23.011	36.687	25.195	35.272	2'00.165	199,3	9:10'30.264
6	22.837	36.490	25.049	35.267	1'59.643	200,4	9:12'29.907
7	22.692	36.612	24.974	35.102	1'59.380	201,5	9:14'29.287
8	22.663	36.195	24.754	35.509	1'59.121	203,4	9:16'28.408
9	22.494	36.405	25.332	48.626	2'12.857P	201,1	9:18'41.265
10	4'56.075	37.400	25.711	35.591	6'34.777P	145,6	9:25'16.042
11	23.226	36.639	25.396	38.027	2'03.288	194,2	9:27'19.330
12	23.063	36.670	25.375	35.294	2'00.402	194,6	9:29'19.732
13	23.026	36.650	25.270	35.271	2'00.217	194,9	9:31'19.949

20° 80 G. MASTROLUCA (1'58.647)

Lap	Seg.1	Seg.2	Seg.3	Seg.4	Lap Time	km/h	Local Time
1		39.139	27.242	36.570		101,4	9:02'23.438
2	23.043	37.323	25.573	35.849	2'01.788	204,5	9:04'25.226
3	22.986	37.254	25.592	35.053	2'00.885	199,3	9:06'26.111
4	23.011	36.695	25.227	35.184	2'00.117	197,4	9:08'26.228
5	23.128	36.393	25.077	34.867	1'59.465	198,5	9:10'25.693
6	22.540	36.513	25.160	34.839	1'59.052	200,7	9:12'24.745
7	22.759	36.444	25.133	35.202	1'59.538	200,7	9:14'24.283
8	22.786	41.854	25.277	35.081	2'04.998	202,6	9:16'29.281
9	22.757	36.447	25.054	35.225	1'59.483	200,0	9:18'28.764
10	23.409	37.410	25.730	49.213	2'15.762P	193,9	9:20'44.526
11	3'31.311	42.496	25.443	35.380	5'14.630P	150,6	9:25'59.156
12	22.677	36.361	25.059	34.831	1'58.928	202,6	9:27'58.084
13	22.712	36.291	25.031	35.016	1'59.050	203,8	9:29'57.134
14	22.540	36.206	25.124	34.777	1'58.647	204,2	9:31'55.781

24° 68 J. IOVERNO (1'59.132)

Lap	Seg.1	Seg.2	Seg.3	Seg.4	Lap Time	km/h	Local Time
1		38.603	26.492	36.725		92,9	9:02'23.865
2	22.944	37.325	25.365	36.233	2'01.867	207,7	9:04'25.732
3	23.419	37.002	25.740	35.532	2'01.693	204,9	9:06'27.425
4	22.811	36.576	25.661	35.871	2'00.919	206,9	9:08'28.344
5	23.059	36.521	25.423	35.588	2'00.591	200,0	9:10'28.935
6	23.192	36.652	25.369	34.772	1'59.985	196,7	9:12'28.920
7	22.709	36.421	25.473	35.009	1'59.612	203,8	9:14'28.532
8	22.927	36.378	25.004	35.644	1'59.953	200,7	9:16'28.485
9	22.893	36.342	25.150	34.747	1'59.132	201,5	9:18'27.617
10	22.683	36.521	25.103	35.156	1'59.463	200,0	9:20'27.080
11	23.170	36.796	25.707	1'03.740	2'29.413P	194,2	9:22'56.493
12	2'35.814	37.058	25.944	36.049	4'14.865P	132,7	9:27'11.358
13	23.269	36.261	25.568	35.017	2'00.115	195,3	9:29'11.473
14	23.964	38.020	27.080	35.877	2'04.941	195,3	9:31'16.414

21° 14 E. DE LA VEGA (1'58.663)

Lap	Seg.1	Seg.2	Seg.3	Seg.4	Lap Time	km/h	Local Time
1		38.395	26.623	36.479		113,6	9:02'24.109
2	22.997	36.763	25.490	35.777	2'01.027	203,8	9:04'25.136

25° 5 J. CORRAL ARIAS (1'59.292)

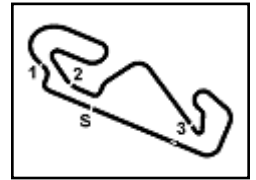
Lap	Seg.1	Seg.2	Seg.3	Seg.4	Lap Time	km/h	Local Time
1							

18/09/2020 P = Pits In/Out - C = Lap Time Cancelled

These data/results cannot be reproduced, stored and/or transmitted in whole or in part by any manner of electronic, mechanical, photocopying, recording, broadcasting or otherwise now known or herein after developed without the previous express consent by the copyright owner, except for reproduction in daily press and regular printed publications on sale to the public within 60 days of the event related to those data/results and always provided that copyright symbol appears together as follows below.

© DORNA WSBK ORGANIZATION Srl 2020





Acerbis Catalunya Round, 18 - 20 September 2020

Chronological Analysis Free Practice 1st Session Gr.B

Lap	Seg.1	Seg.2	Seg.3	Seg.4	Lap Time	km/h	Local Time
1							
2	23.240	36.666	25.553	35.189	2'00.648	194,6	9:04'25.861
3	23.062	36.778	25.856	35.235	2'00.931	203,0	9:06'26.792
4	22.641	36.433	25.186	35.294	1'59.554	199,6	9:08'26.346
5	23.880	39.521	25.752	51.845	2'20.998CP	202,6	9:10'47.344
6	5'43.255	37.416	26.354	35.469	7'22.494P	129,3	9:18'09.838
7	23.066	36.432	25.658	38.441	2'03.597	193,2	9:20'13.435
8	22.950	36.501	25.838	50.096	2'15.385P	196,7	9:22'28.820
9	1'55.317	36.623	25.735	35.174	3'32.849P	134,0	9:26'01.669
10	22.854	36.270	25.248	34.920	1'59.292	198,2	9:28'00.961
11	22.989	36.232	25.445	35.012	1'59.678	197,4	9:30'00.639

26° 47 M. CERVENKA (1'59.943)							
Lap	Seg.1	Seg.2	Seg.3	Seg.4	Lap Time	km/h	Local Time
1		41.028	28.721	53.561		130,0	9:02'40.758
2	1'41.684	38.664	26.904	36.511	3'23.763P	145,6	9:06'04.521
3	24.439	37.641	26.315	36.096	2'04.491	192,9	9:08'09.012
4	23.728	37.007	25.786	35.425	2'01.946	196,4	9:10'10.958
5	23.698	37.306	25.424	35.409	2'01.837	194,6	9:12'12.795
6	24.297	37.516	25.594	35.207	2'02.614	192,9	9:14'15.409
7	23.526	36.447	25.466	34.820	2'00.259	195,3	9:16'15.668
8	23.267	36.581	25.519	35.166	2'00.533	197,1	9:18'16.201
9	23.283	36.482	25.274	34.904	1'59.943	198,2	9:20'16.144
10	23.471	37.898	26.011	48.368	2'15.748P	196,0	9:22'31.892
11	4'44.687	37.238	25.813	35.298	6'23.036P	142,9	9:28'54.928
12	23.554	36.753	25.759	35.273	2'01.339	193,9	9:30'56.267

27° 93 A. QUINET (2'00.177)							
Lap	Seg.1	Seg.2	Seg.3	Seg.4	Lap Time	km/h	Local Time
1							9:02'12.575
2					2'24.219P		9:04'36.794
3	6'08.169	37.249	25.870	36.417	7'47.705P	105,3	9:12'24.499
4	23.439	37.567	25.538	35.592	2'02.136	202,6	9:14'26.635
5	22.964	36.993	25.364	36.301	2'01.622	199,3	9:16'28.257
6	22.901	36.911	25.311	35.282	2'00.405	197,8	9:18'28.662
7	22.751	36.622	25.571	35.233	2'00.177		9:20'28.839
8	22.884	37.196	25.424	35.712	2'01.216	197,8	9:22'30.055
9	23.154	36.764	25.314	44.667	2'09.899		9:24'39.954
10	23.024	36.859	25.446	35.279	2'00.608	195,7	9:26'40.562
11	23.068	36.860	25.369	35.463	2'00.760	195,7	9:28'41.322
12	22.981	36.677	25.335	35.486	2'00.479	196,4	9:30'41.801

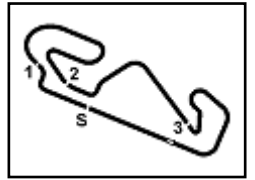
28° 59 A. ZANCA (2'00.755)							
Lap	Seg.1	Seg.2	Seg.3	Seg.4	Lap Time	km/h	Local Time
1		40.836	27.421	38.762		138,6	9:02'43.733
2	24.090	37.793	26.572	36.729	2'05.184	193,5	9:04'48.917
3	24.167	37.530	26.308	36.129	2'04.134	189,8	9:06'53.051
4	23.766	37.216	26.024	35.744	2'02.750	192,2	9:08'55.801
5	23.665	37.701	25.877	35.742	2'02.985	192,2	9:10'58.786
6	23.553	37.312	26.126	57.226	2'24.217P	192,5	9:13'23.003
7	2'59.163	43.493	27.804	37.397	4'47.857P	133,7	9:18'10.860
8	23.643	37.315	25.876	35.382	2'02.216	194,9	9:20'13.076
9	23.161	36.555	25.742	35.297	2'00.755	197,1	9:22'13.831
10	24.637	39.679	25.816	35.688	2'05.820C	193,9	9:24'19.651
11	23.487	37.541	25.989	57.048	2'24.065P	191,8	9:26'43.716

18/09/2020 P = Pits In/Out - C = Lap Time Cancelled

These data/results cannot be reproduced, stored and/or transmitted in whole or in part by any manner of electronic, mechanical, photocopying, recording, broadcasting or otherwise now known or herein after developed without the previous express consent by the copyright owner, except for reproduction in daily press and regular printed publications on sale to the public within 60 days of the event related to those data/results and always provided that copyright symbol appears together as follows below.

© DORNA WSBK ORGANIZATION Srl 2020





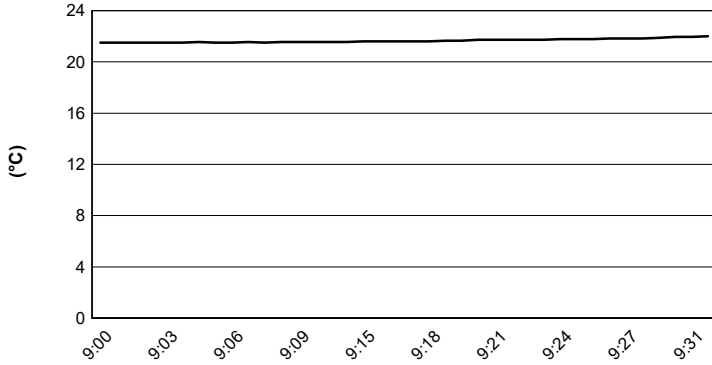
Circuit de Barcelona 4.627 m

Acerbis Catalunya Round, 18 - 20 September 2020

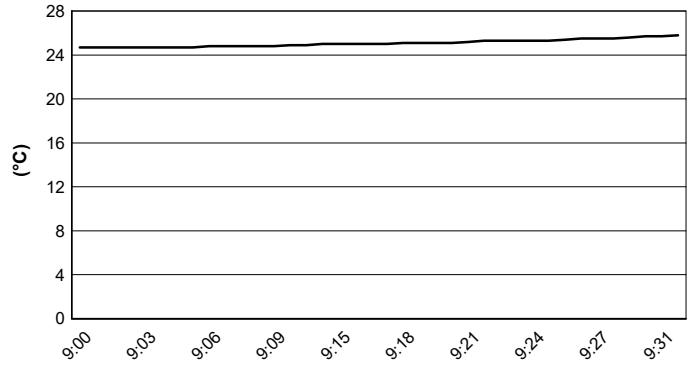
Weather Report Free Practice 1st Session Gr.B

Session started 09:00 - Session ended 9:32

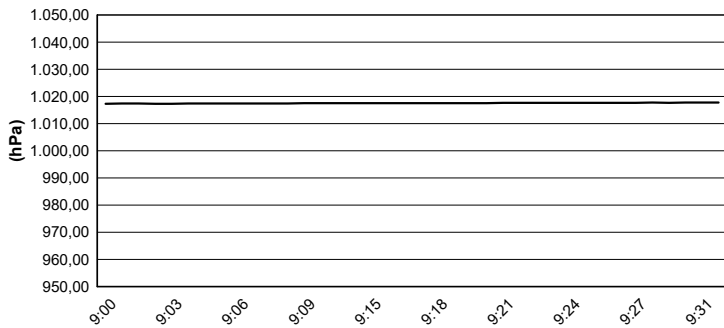
Air Temperature



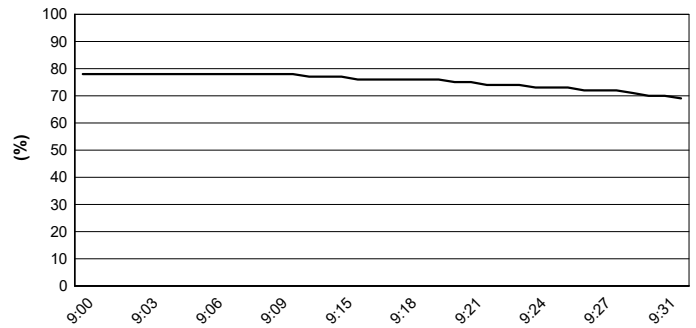
Track Temperature



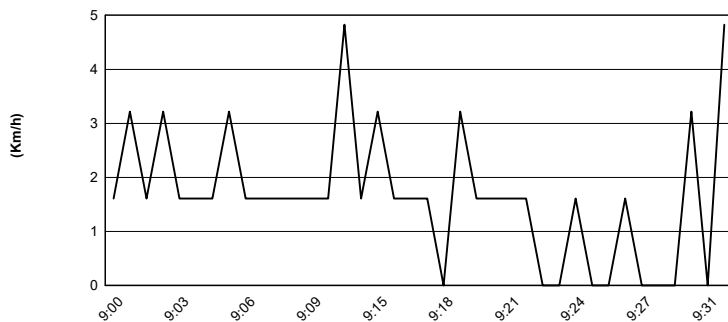
Air Pressure



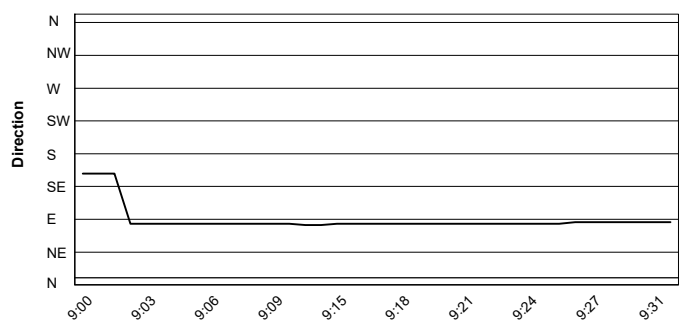
Humidity



Wind Speed



Wind Direction



18/09/2020

These data/results cannot be reproduced, stored and/or transmitted in whole or in part by any manner of electronic, mechanical, photocopying, recording, broadcasting or otherwise now known or herein after developed without the previous express consent by the copyright owner, except for reproduction in daily press and regular printed publications on sale to the public within 60 days of the event related to those data/results and always provided that copyright symbol appears together as follows below.

© DORNA WSBK ORGANIZATION Srl 2020



Official Fuel Supplier



FICR PERUGIA TIMING

Official Tyre Supplier



Official Timekeeper