

Acerbis Catalunya Round, 18 - 20 September 2020

Results Free Practice 2nd Session Gr.A

Circuit de Barcelona 4.627 m
1 / 2

No.	Rider	Nat	Team	Bike	Class	Time	Gap	Rel.	Laps	Speed	
										Avg	Max
1	66 E. MCGLINCHEY	GBR	Team#109 Kawasaki	Kawasaki Ninja 400	A	2'12.770			12	125,459	193,5
2	27 F. ROVELLI	ITA	Kawasaki ParkinGO Team	Kawasaki Ninja 400	A	2'13.558	0.788	0.788	11	124,719	195,3
3	72 A. DIAZ	ESP	Biblion Motoxrcing Yamaha WorldSSP300	Yamaha YZF-R3	A	2'13.702	0.932	0.144	12	124,585	199,6
4	17 K. MEUFFELS	NED	MTM Kawasaki MOTOPOST	Kawasaki Ninja 400	A	2'14.111	1.341	0.409	11	124,205	201,5
5	7 J. GIMBERT	FRA	GP Project	Kawasaki Ninja 400	A	2'14.317	1.547	0.206	4	124,014	199,6
6	84 K. ALOISI	ITA	ProGP Racing	Yamaha YZF-R3	A	2'14.336	1.566	0.019	11	123,997	194,9
7	42 I. GARCIA ABELLA	ESP	Alarxa Team Pons	Kawasaki Ninja 400	A	2'14.469	1.699	0.133	11	123,874	195,7
8	78 D. MOGEDA	ESP	OUTDO Kawasaki TPR	Kawasaki Ninja 400	A	2'14.495	1.725	0.026	12	123,850	198,2
9	24 D. BLIN	POL	Biblion Motoxrcing Yamaha WorldSSP300	Yamaha YZF-R3	A	2'15.177	2.407	0.682	12	123,225	196,4
10	26 M. GENNAI	ITA	Team BrCorse	Yamaha YZF-R3	A	2'15.190	2.420	0.013	9	123,213	195,3
11	88 B. IERACI	ITA	Kawasaki GP Project	Kawasaki Ninja 400	A	2'15.410	2.640	0.220	6	123,013	196,4
12	9 P. GRASSIA	ITA	Team CHIODO Moto Racing	Kawasaki Ninja 400	A	2'15.411	2.641	0.001	9	123,012	191,8
13	22 N. KALININ	UKR	Battley-RT Motorsports by SKM-Kawasaki	Kawasaki Ninja 400	A	2'15.565	2.795	0.154	6	122,872	197,4
14	19 V. RODRIGUEZ NUNEZ	ESP	EAB Ten Kate Racing	Yamaha YZF-R3	A	2'16.241	3.471	0.676	12	122,263	197,1
15	2 A. CARRION	ESP	Smrz Racing - Willi Race	Kawasaki Ninja 400	A	2'16.990	4.220	0.749	11	121,594	197,1
16	46 S. DI SORA	FRA	Leader Team Flenbbo	Kawasaki Ninja 400	A	2'17.497	4.727	0.507	10	121,146	197,1
17	10 U. ORRADRE	ESP	Yamaha MS Racing	Yamaha YZF-R3	A	2'17.950	5.180	0.453	7	120,748	200,0
18	45 F. MACAN	BRA	Team Brasil AD 78	Yamaha YZF-R3	A	2'18.486	5.716	0.536	10	120,281	192,5
19	44 T. BRAMICH	AUS	Carl Cox-RT Motorsports by SKM-Kawasaki	Kawasaki Ninja 400	A	2'20.122	7.352	1.636	10	118,876	199,3
20	6 J. BUIS	NED	MTM Kawasaki MOTOPOST	Kawasaki Ninja 400	A	2'20.749	7.979	0.627	10	118,347	200,0
21	3 M. GAGGI	ITA	Machado Came SBK	Yamaha YZF-R3	A	2'21.549	8.779	0.800	6	117,678	190,5
----- Out 107% in this Session -----											
22	18 I. OFFER	GBR	Scuderia Maranga Racing	Kawasaki Ninja 400	A	2'22.626	9.856	1.077	11	116,789	189,8
23	25 A. KROH	GER	Yamaha MS Racing	Yamaha YZF-R3	A	2'23.500	10.730	0.874	7	116,078	193,9
24	77 L. GRUAU	FRA	TGP Racing	Kawasaki Ninja 400	A	2'24.435	11.665	0.935	7	115,327	194,2
25	34 B. NEILA	ESP	Team TRASIMENO	Yamaha YZF-R3	A	2'28.201	15.431	3.766	10	112,396	189,8
26	8 M. PEREZ	ESP	Prodina Ircos Team WorldSSP300	Kawasaki Ninja 400	A				0		
27	37 P. FRAGOSO	POR	Machado Came SBK	Yamaha YZF-R3	A				0		
28	43 M. GARCIA	ESP	2R Racing	Kawasaki Ninja 400	A				0		

Qualifying Lap Time (107% of 2'12.770): 2'22.065

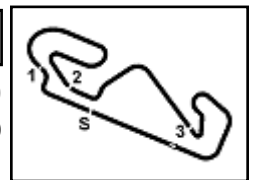
AIR	Humidity:	82%	Temp:	21°C
TRACK	Condition:	Wet	Temp:	24°C

18/09/2020 Start 14:15 End 14:48 The results are provisional until the end of the time limit for protests and appeals and the completion of the technical checks.

These data/results cannot be reproduced, stored and/or transmitted in whole or in part by any manner of electronic, mechanical, photocopying, recording, broadcasting or otherwise now known or herein after developed without the previous express consent by the copyright owner, except for reproduction in daily press and regular printed publications on sale to the public within 60 days of the event related to those data/results and always provided that copyright symbol appears together as follows below.

© DORNA WSBK ORGANIZATION Srl 2020





Acerbis Catalunya Round, 18 - 20 September 2020

Results Free Practice 2nd Session Gr.A

Session Highlights

Local Time	No. Rider	Description
14.10.38		WET PRACTICE - LIGHTS ON
14.15.00		Start
14.22.55	72 A. DIAZ	Current Lap Cancelled - Exceeded Track Limits - Turn 2
14.31.26	7 J. GIMBERT	Crashed - Turn 8
14.44.50	26 M. GENNAI	Crashed - Turn 12
14.45.02	17 K. MEUFFELS	Crashed - Turn 10
14.45.15	72 A. DIAZ	Current Lap Cancelled - Exceeded Track Limits - Turn 2
14.45.53	17 K. MEUFFELS	Re-joined
14.48.02		End Of Session

Fastest Laps Sequence

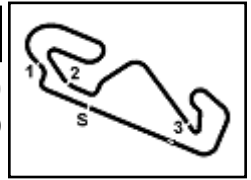
No.	Rider	Nat	Team	Bike	Local Time	Time	Gap	Avg
72	A. DIAZ	ESP	Biblion Motoxracing Yamaha WorldSSP300	Yamaha YZF-R3	14:20'11.460	2'20.288		118,736
84	K. ALOISI	ITA	ProGP Racing	Yamaha YZF-R3	14:22'23.940	2'18.666	-1.622	120,125
72	A. DIAZ	ESP	Biblion Motoxracing Yamaha WorldSSP300	Yamaha YZF-R3	14:22'29.384	2'17.924	-0.742	120,771
26	M. GENNAI	ITA	Team BrCorse	Yamaha YZF-R3	14:24'49.812	2'17.869	-0.055	120,819
7	J. GIMBERT	FRA	GP Project	Kawasaki Ninja 400	14:25'01.978	2'16.774	-1.095	121,786
7	J. GIMBERT	FRA	GP Project	Kawasaki Ninja 400	14:27'16.295	2'14.317	-2.457	124,014
66	E. MCGLINCHEY	GBR	Team#109 Kawasaki	Kawasaki Ninja 400	14:36'23.017	2'13.966	-0.351	124,339
66	E. MCGLINCHEY	GBR	Team#109 Kawasaki	Kawasaki Ninja 400	14:38'35.787	2'12.770	-1.196	125,459

Start 18/09/2020 14:15 End 14:48 The results are provisional until the end of the time limit for protests and appeals and the completion of the technical checks.

These data/results cannot be reproduced, stored and/or transmitted in whole or in part by any manner of electronic, mechanical, photocopying, recording, broadcasting or otherwise now known or herein after developed without the previous express consent by the copyright owner, except for reproduction in daily press and regular printed publications on sale to the public within 60 days of the event related to those data/results and always provided that copyright symbol appears together as follows below.

© DORNA WSBK ORGANIZATION Srl 2020





Acerbis Catalunya Round, 18 - 20 September 2020

Free Practices Combined Results Gr.A after FP2

Circuit de Barcelona 4.627 m

No.	Rider	Nat	Team	Bike	Class	FP1	FP2	FP3	Time	Gap	Rel.	Avg	LL
1	88 B. IERACI	ITA	Kawasaki GP Project	Kawasaki Ninja 400	A	1'56.543	2'15.410		1'56.543			142,928	16
2	17 K. MEUFFELS	NED	MTM Kawasaki MOTOPOST	Kawasaki Ninja 400	A	1'56.701	2'14.111		1'56.701	0.158	0.158	142,734	20
3	6 J. BUIS	NED	MTM Kawasaki MOTOPOST	Kawasaki Ninja 400	A	1'56.767	2'20.749		1'56.767	0.224	0.066	142,653	23
4	25 A. KROH	GER	Yamaha MS Racing	Yamaha YZF-R3	A	1'56.874	2'23.500		1'56.874	0.331	0.107	142,523	17
5	46 S. DI SORA	FRA	Leader Team Flembbo	Kawasaki Ninja 400	A	1'56.885	2'17.497		1'56.885	0.342	0.011	142,509	23
6	43 M. GARCIA	ESP	2R Racing	Kawasaki Ninja 400	A	1'56.956			1'56.956	0.413	0.071	142,423	12
7	8 M. PEREZ	ESP	Prodina Ircos Team WorldSSP300	Kawasaki Ninja 400	A	1'57.105			1'57.105	0.562	0.149	142,242	11
8	22 N. KALININ	UKR	Battley-RT Motorsports by SKM-Kawasaki	Kawasaki Ninja 400	A	1'57.210	2'15.565		1'57.210	0.667	0.105	142,114	19
9	78 D. MOGEDA	ESP	OUTDO Kawasaki TPR	Kawasaki Ninja 400	A	1'57.254	2'14.495		1'57.254	0.711	0.044	142,061	24
10	2 A. CARRION	ESP	Smrz Racing - Willi Race	Kawasaki Ninja 400	A	1'57.280	2'16.990		1'57.280	0.737	0.026	142,029	22
11	9 P. GRASSIA	ITA	Team CHIODO Moto Racing	Kawasaki Ninja 400	A	1'57.446	2'15.411		1'57.446	0.903	0.166	141,829	19
12	84 K. ALOISI	ITA	ProGP Racing	Yamaha YZF-R3	A	1'57.643	2'14.336		1'57.643	1.100	0.197	141,591	21
13	27 F. ROVELLI	ITA	Kawasaki ParkinGO Team	Kawasaki Ninja 400	A	1'57.652	2'13.558		1'57.652	1.109	0.009	141,580	21
14	7 J. GIMBERT	FRA	GP Project	Kawasaki Ninja 400	A	1'57.780	2'14.317		1'57.780	1.237	0.128	141,426	14
15	10 U. ORRADRE	ESP	Yamaha MS Racing	Yamaha YZF-R3	A	1'57.913	2'17.950		1'57.913	1.370	0.133	141,267	19
16	42 I. GARCIA ABELLA	ESP	Alarxa Team Pons	Kawasaki Ninja 400	A	1'57.917	2'14.469		1'57.917	1.374	0.004	141,262	24
17	45 F. MACAN	BRA	Team Brasil AD 78	Yamaha YZF-R3	A	1'58.080	2'18.486		1'58.080	1.537	0.163	141,067	22
18	66 E. MCGLINCHEY	GBR	Team#109 Kawasaki	Kawasaki Ninja 400	A	1'58.175	2'12.770		1'58.175	1.632	0.095	140,954	25
19	44 T. BRAMICH	AUS	Carl Cox-RT Motorsports by SKM-Kawasaki	Kawasaki Ninja 400	A	1'58.193	2'20.122		1'58.193	1.650	0.018	140,932	22
20	24 D. BLIN	POL	Biblion Motoxrcing Yamaha WorldSSP300	Yamaha YZF-R3	A	1'58.563	2'15.177		1'58.563	2.020	0.370	140,492	26
21	72 A. DIAZ	ESP	Biblion Motoxrcing Yamaha WorldSSP300	Yamaha YZF-R3	A	1'58.584	2'13.702		1'58.584	2.041	0.021	140,468	24
22	26 M. GENNAI	ITA	Team BrCorse	Yamaha YZF-R3	A	1'58.738	2'15.190		1'58.738	2.195	0.154	140,285	20
23	34 B. NEILA	ESP	Team TRASIMENO	Yamaha YZF-R3	A	1'59.193	2'28.201		1'59.193	2.650	0.455	139,750	19
24	19 V. RODRIGUEZ NUNEZ	ESP	EAB Ten Kate Racing	Yamaha YZF-R3	A	1'59.398	2'16.241		1'59.398	2.855	0.205	139,510	24
25	3 M. GAGGI	ITA	Machado Came SBK	Yamaha YZF-R3	A	1'59.896	2'21.549		1'59.896	3.353	0.498	138,930	18
26	18 I. OFFER	GBR	Scuderia Maranga Racing	Kawasaki Ninja 400	A	2'01.455	2'22.626		2'01.455	4.912	1.559	137,147	24
27	77 L. GRUAU	FRA	TGP Racing	Kawasaki Ninja 400	A	2'02.588	2'24.435		2'02.588	6.045	1.133	135,880	20
28	37 P. FRAGOSO	POR	Machado Came SBK	Yamaha YZF-R3	A	2'02.721			2'02.721	6.178	0.133	135,732	14

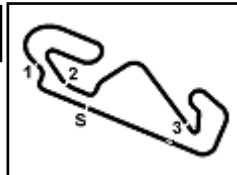
Top 3 Average Time: 1'56.670

18/09/2020

These data/results cannot be reproduced, stored and/or transmitted in whole or in part by any manner of electronic, mechanical, photocopying, recording, broadcasting or otherwise now known or herein after developed without the previous express consent by the copyright owner, except for reproduction in daily press and regular printed publications on sale to the public within 60 days of the event related to those data/results and always provided that copyright symbol appears together as follows below.

© DORNA WSBK ORGANIZATION Srl 2020





Acerbis Catalunya Round, 18 - 20 September 2020

Best Sectors & Speed Free Practice 2nd Session Gr.A

Circuit de Barcelona 4.627 m

BEST LAP		
1	66 E. MCGLINCHEY	Kawasaki Ninja 400 2'12.770
2	27 F. ROVELLI	Kawasaki Ninja 400 2'13.558
3	72 A. DIAZ	Yamaha YZF-R3 2'13.702
4	17 K. MEUFFELS	Kawasaki Ninja 400 2'14.111
5	7 J. GIMBERT	Kawasaki Ninja 400 2'14.317
6	84 K. ALOISI	Yamaha YZF-R3 2'14.336
7	42 I. GARCIA ABELLA	Kawasaki Ninja 400 2'14.469
8	78 D. MOGEDA	Kawasaki Ninja 400 2'14.495
9	24 D. BLIN	Yamaha YZF-R3 2'15.177
10	26 M. GENNAI	Yamaha YZF-R3 2'15.190
11	88 B. IERACI	Kawasaki Ninja 400 2'15.410
12	9 P. GRASSIA	Kawasaki Ninja 400 2'15.411
13	22 N. KALININ	Kawasaki Ninja 400 2'15.565
14	19 V. RODRIGUEZ NUNEZ	Yamaha YZF-R3 2'16.241
15	2 A. CARRION	Kawasaki Ninja 400 2'16.990
16	46 S. DI SORA	Kawasaki Ninja 400 2'17.497
17	10 U. ORRADRE	Yamaha YZF-R3 2'17.950
18	45 F. MACAN	Yamaha YZF-R3 2'18.486
19	44 T. BRAMICH	Kawasaki Ninja 400 2'20.122
20	6 J. BUIS	Kawasaki Ninja 400 2'20.749
21	3 M. GAGGI	Yamaha YZF-R3 2'21.549
22	18 I. OFFER	Kawasaki Ninja 400 2'22.626
23	25 A. KROH	Yamaha YZF-R3 2'23.500
24	77 L. GRUAU	Kawasaki Ninja 400 2'24.435
25	34 B. NEILA	Yamaha YZF-R3 2'28.201
26	8 M. PEREZ	Kawasaki Ninja 400
27	37 P. FRAGOSO	Yamaha YZF-R3
28	43 M. GARCIA	Kawasaki Ninja 400

SPEED		
1	17 K. MEUFFELS	Kawasaki Ninja 400 201,5
2	10 U. ORRADRE	Yamaha YZF-R3 200,0
3	6 J. BUIS	Kawasaki Ninja 400 200,0
4	7 J. GIMBERT	Kawasaki Ninja 400 199,6
5	72 A. DIAZ	Yamaha YZF-R3 199,6
6	44 T. BRAMICH	Kawasaki Ninja 400 199,3
7	78 D. MOGEDA	Kawasaki Ninja 400 198,2
8	22 N. KALININ	Kawasaki Ninja 400 197,4
9	46 S. DI SORA	Kawasaki Ninja 400 197,1
10	19 V. RODRIGUEZ NUNEZ	Yamaha YZF-R3 197,1
11	2 A. CARRION	Kawasaki Ninja 400 197,1
12	24 D. BLIN	Yamaha YZF-R3 196,4
13	88 B. IERACI	Kawasaki Ninja 400 196,4
14	42 I. GARCIA ABELLA	Kawasaki Ninja 400 195,7
15	26 M. GENNAI	Yamaha YZF-R3 195,3
16	27 F. ROVELLI	Kawasaki Ninja 400 195,3
17	84 K. ALOISI	Yamaha YZF-R3 194,9
18	77 L. GRUAU	Kawasaki Ninja 400 194,2
19	25 A. KROH	Yamaha YZF-R3 193,9
20	66 E. MCGLINCHEY	Kawasaki Ninja 400 193,5
21	45 F. MACAN	Yamaha YZF-R3 192,5
22	9 P. GRASSIA	Kawasaki Ninja 400 191,8
23	3 M. GAGGI	Yamaha YZF-R3 190,5
24	34 B. NEILA	Yamaha YZF-R3 189,8
25	18 I. OFFER	Kawasaki Ninja 400 189,8

SEG. 1			SEG. 2			SEG. 3			SEG. 4		
1	27 F. ROVELLI	24.717	1	26 M. GENNAI	40.609	1	66 E. MCGLINCHEY	27.672	1	66 E. MCGLINCHEY	39.404
2	7 J. GIMBERT	24.769	2	27 F. ROVELLI	40.615	2	17 K. MEUFFELS	27.887	2	84 K. ALOISI	39.691
3	72 A. DIAZ	24.805	3	7 J. GIMBERT	40.651	3	84 K. ALOISI	27.962	3	72 A. DIAZ	39.704
4	17 K. MEUFFELS	24.808	4	66 E. MCGLINCHEY	40.676	4	72 A. DIAZ	28.066	4	7 J. GIMBERT	39.735
5	66 E. MCGLINCHEY	24.911	5	72 A. DIAZ	40.880	5	42 I. GARCIA ABELLA	28.133	5	78 D. MOGEDA	39.800
6	78 D. MOGEDA	24.955	6	42 I. GARCIA ABELLA	40.947	6	26 M. GENNAI	28.154	6	26 M. GENNAI	39.845
7	84 K. ALOISI	25.042	7	24 D. BLIN	41.072	7	27 F. ROVELLI	28.172	7	9 P. GRASSIA	39.882
8	88 B. IERACI	25.107	8	17 K. MEUFFELS	41.088	8	24 D. BLIN	28.201	8	17 K. MEUFFELS	39.939
9	19 V. RODRIGUEZ NUNEZ	25.154	9	22 N. KALININ	41.089	9	22 N. KALININ	28.227	9	27 F. ROVELLI	40.040
10	2 A. CARRION	25.161	10	9 P. GRASSIA	41.194	10	19 V. RODRIGUEZ NUNEZ	28.256	10	22 N. KALININ	40.081
11	42 I. GARCIA ABELLA	25.208	11	88 B. IERACI	41.251	11	7 J. GIMBERT	28.284	11	42 I. GARCIA ABELLA	40.181
12	24 D. BLIN	25.264	12	78 D. MOGEDA	41.330	12	88 B. IERACI	28.308	12	24 D. BLIN	40.399
13	26 M. GENNAI	25.372	13	19 V. RODRIGUEZ NUNEZ	41.418	13	78 D. MOGEDA	28.325	13	88 B. IERACI	40.487
14	46 S. DI SORA	25.492	14	84 K. ALOISI	41.421	14	2 A. CARRION	28.441	14	19 V. RODRIGUEZ NUNEZ	40.676
15	9 P. GRASSIA	25.514	15	2 A. CARRION	41.809	15	10 U. ORRADRE	28.513	15	46 S. DI SORA	40.957
16	45 F. MACAN	25.554	16	46 S. DI SORA	41.965	16	9 P. GRASSIA	28.699	16	45 F. MACAN	41.195
17	44 T. BRAMICH	25.562	17	45 F. MACAN	42.281	17	46 S. DI SORA	28.743	17	10 U. ORRADRE	41.331
18	10 U. ORRADRE	25.601	18	10 U. ORRADRE	42.460	18	45 F. MACAN	29.196	18	2 A. CARRION	41.396
19	22 N. KALININ	25.652	19	44 T. BRAMICH	42.557	19	44 T. BRAMICH	29.409	19	6 J. BUIS	41.817
20	6 J. BUIS	25.808	20	18 I. OFFER	43.190	20	3 M. GAGGI	29.429	20	44 T. BRAMICH	41.883
21	18 I. OFFER	26.321	21	3 M. GAGGI	43.326	21	6 J. BUIS	29.700	21	3 M. GAGGI	41.979
22	77 L. GRUAU	26.390	22	6 J. BUIS	43.337	22	25 A. KROH	29.948	22	18 I. OFFER	42.456
23	3 M. GAGGI	26.431	23	25 A. KROH	43.720	23	18 I. OFFER	30.248	23	77 L. GRUAU	43.037
24	25 A. KROH	26.687	24	77 L. GRUAU	44.252	24	77 L. GRUAU	30.280	24	25 A. KROH	43.145
25	34 B. NEILA	27.002	25	34 B. NEILA	45.516	25	34 B. NEILA	31.181	25	34 B. NEILA	43.792

18/09/2020

These data/results cannot be reproduced, stored and/or transmitted in whole or in part by any manner of electronic, mechanical, photocopying, recording, broadcasting or otherwise now known or herein after developed without the previous express consent by the copyright owner, except for reproduction in daily press and regular printed publications on sale to the public within 60 days of the event related to those data/results and always provided that copyright symbol appears together as follows below.

© DORNA WSBK ORGANIZATION Srl 2020



Official Fuel Supplier

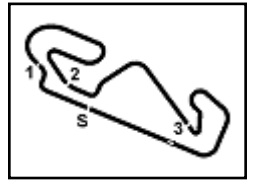


FICR PERUGIA TIMING

Official Tyre Supplier



Official Timekeeper



Acerbis Catalunya Round, 18 - 20 September 2020

Ideal Times Free Practice 2nd Session Gr.A

Circuit de Barcelona 4.627 m

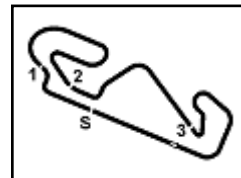
No.	Rider	Nat	Bike	Seg. 1	Seg. 2	Seg. 3	Seg. 4	Ideal Time		
				Diff. 1	Diff. 2	Diff. 3	Diff. 4	Best Lap	Pos.	Diff.
1	66 E. MCGLINCHEY	GBR	Kawasaki Ninja 400	24.911 +0.107	40.676	27.672	39.404	2'12.663 2'12.770	1	0.107
2	7 J. GIMBERT	FRA	Kawasaki Ninja 400	24.769 +0.492	40.651 +0.386	28.284	39.735	2'13.439 2'14.317	5	0.878
3	72 A. DIAZ	ESP	Yamaha YZF-R3	24.805 +0.247	40.880	28.066	39.704	2'13.455 2'13.702	3	0.247
4	27 F. ROVELLI	ITA	Kawasaki Ninja 400	24.717	40.615	28.172	40.040 +0.014	2'13.544 2'13.558	2	0.014
5	17 K. MEUFFELS	NED	Kawasaki Ninja 400	24.808 +0.183	41.088 +0.086	27.887 +0.114	39.939 +0.006	2'13.722 2'14.111	4	0.389
6	26 M. GENNAI	ITA	Yamaha YZF-R3	25.372 +0.262	40.609 +0.711	28.154 +0.237	39.845	2'13.980 2'15.190	10	1.210
7	84 K. ALOISI	ITA	Yamaha YZF-R3	25.042	41.421	27.962	39.691 +0.220	2'14.116 2'14.336	6	0.220
8	78 D. MOGEDA	ESP	Kawasaki Ninja 400	24.955	41.330 +0.073	28.325	39.800 +0.012	2'14.410 2'14.495	8	0.085
9	42 I. GARCIA ABELLA	ESP	Kawasaki Ninja 400	25.208	40.947	28.133	40.181	2'14.469 2'14.469	7	
10	24 D. BLIN	POL	Yamaha YZF-R3	25.264	41.072 +0.241	28.201	40.399	2'14.936 2'15.177	9	0.241
11	22 N. KALININ	UKR	Kawasaki Ninja 400	25.652 +0.056	41.089 +0.460	28.227	40.081	2'15.049 2'15.565	13	0.516
12	88 B. IERACI	ITA	Kawasaki Ninja 400	25.107 +0.251	41.251	28.308	40.487 +0.006	2'15.153 2'15.410	11	0.257
13	9 P. GRASSIA	ITA	Kawasaki Ninja 400	25.514 +0.087	41.194	28.699 +0.035	39.882	2'15.289 2'15.411	12	0.122
14	19 V. RODRIGUEZ NUNEZ	ESP	Yamaha YZF-R3	25.154	41.418	28.256	40.676 +0.737	2'15.504 2'16.241	14	0.737
15	2 A. CARRION	ESP	Kawasaki Ninja 400	25.161	41.809	28.441	41.396 +0.183	2'16.807 2'16.990	15	0.183
16	46 S. DI SORA	FRA	Kawasaki Ninja 400	25.492 +0.125	41.965 +0.215	28.743	40.957	2'17.157 2'17.497	16	0.340
17	10 U. ORRADRE	ESP	Yamaha YZF-R3	25.601 +0.045	42.460	28.513	41.331	2'17.905 2'17.950	17	0.045
18	45 F. MACAN	BRA	Yamaha YZF-R3	25.554 +0.022	42.281	29.196 +0.036	41.195 +0.202	2'18.226 2'18.486	18	0.260
19	44 T. BRAMICH	AUS	Kawasaki Ninja 400	25.562 +0.121	42.557	29.409 +0.590	41.883	2'19.411 2'20.122	19	0.711
20	6 J. BUIS	NED	Kawasaki Ninja 400	25.808 +0.087	43.337	29.700	41.817	2'20.662 2'20.749	20	0.087
21	3 M. GAGGI	ITA	Yamaha YZF-R3	26.431	43.326	29.429	41.979 +0.384	2'21.165 2'21.549	21	0.384
22	18 I. OFFER	GBR	Kawasaki Ninja 400	26.321	43.190 +0.138	30.248	42.456 +0.273	2'22.215 2'22.626	22	0.411
23	25 A. KROH	GER	Yamaha YZF-R3	26.687	43.720	29.948	43.145	2'23.500 2'23.500	23	
24	77 L. GRUAU	FRA	Kawasaki Ninja 400	26.390 +0.476	44.252	30.280	43.037	2'23.959 2'24.435	24	0.476
25	34 B. NEILA	ESP	Yamaha YZF-R3	27.002	45.516	31.181 +0.468	43.792 +0.242	2'27.491 2'28.201	25	0.710
	8 M. PEREZ	ESP	Kawasaki Ninja 400							
	37 P. FRAGOSO	POR	Yamaha YZF-R3							
	43 M. GARCIA	ESP	Kawasaki Ninja 400							
	Overall Ideal Time			24.717	40.609	27.672	39.404	2'12.402		

18/09/2020

These data/results cannot be reproduced, stored and/or transmitted in whole or in part by any manner of electronic, mechanical, photocopying, recording, broadcasting or otherwise now known or herein after developed without the previous express consent by the copyright owner, except for reproduction in daily press and regular printed publications on sale to the public within 60 days of the event related to those data/results and always provided that copyright symbol appears together as follows below.

© DORNA WSBK ORGANIZATION Srl 2020





Acerbis Catalunya Round, 18 - 20 September 2020
Chronological Analysis Free Practice 2nd Session Gr.A

Circuit de Barcelona 4.627 m

1 / 3

1° 66 E. MCGLINCHEY (2'12.770)								5° 7 J. GIMBERT (2'14.317)							
Lap	Seg.1	Seg.2	Seg.3	Seg.4	Lap Time	km/h	Local Time	Lap	Seg.1	Seg.2	Seg.3	Seg.4	Lap Time	km/h	Local Time
1		46.966	31.646	44.776		142,9	14:18'10.330	1		44.624	31.107	42.758		135,2	14:20'26.703
2	26.315	43.833	30.178	42.123	2'22.449	190,8	14:20'32.779	2	26.031	42.261	28.998	41.211	2'18.501	195,3	14:22'45.204
3	25.676	42.396	29.104	40.764	2'17.940	193,2	14:22'50.719	3	25.835	42.262	28.528	40.149	2'16.774	199,6	14:25'01.978
4	25.623	41.981	28.603	41.673	2'17.880	189,8	14:25'08.599	4	25.261	41.037	28.284	39.735	2'14.317	196,7	14:27'16.295
5	25.067	41.684	28.517	40.147	2'15.415	193,5	14:27'24.014	5	25.479	41.615	28.417	39.756	2'15.267	199,3	14:29'31.562
6	25.149	41.541	28.203	40.344	2'15.237	192,2	14:29'39.251								
7	24.952	41.072	28.270	40.572	2'14.866	191,5	14:31'54.117								
8	25.344	41.187	28.332	40.071	2'14.934	190,8	14:34'09.051								
9	24.954	41.157	28.233	39.622	2'13.966	190,1	14:36'23.017								
10	25.018	40.676	27.672	39.404	2'12.770	189,1	14:38'35.787								
11	25.169	41.056	27.920	39.478	2'13.623	193,5	14:40'49.410								
12	25.232	41.338	29.457	41.418	2'17.445	190,1	14:43'06.855								
13	24.911	40.754	27.857	53.385	2'26.907P	192,9	14:45'33.762								

2° 27 F. ROVELLI (2'13.558)							
Lap	Seg.1	Seg.2	Seg.3	Seg.4	Lap Time	km/h	Local Time
1		50.468	34.393	47.860		146,9	14:18'14.461
2	27.864	47.790	32.068	45.558	2'33.280	189,8	14:20'47.741
3	27.142	45.593	31.570	44.594	2'28.899	191,5	14:23'16.640
4	26.745	45.332	31.156	55.687	2'38.920P	191,8	14:25'55.560
5	1'56.640	44.600	30.501	44.432	3'56.173P	134,3	14:29'51.733
6	26.410	44.313	30.831	42.631	2'24.185	192,9	14:32'15.918
7	25.878	42.925	29.866	41.897	2'20.566	193,3	14:34'36.484
8	26.079	42.824	29.748	42.002	2'20.653	189,1	14:36'57.137
9	25.800	41.863	29.357	41.062	2'18.082	189,5	14:39'15.219
10	25.438	41.376	29.060	40.177	2'16.051	189,1	14:41'31.270
11	24.899	40.853	28.390	40.040	2'14.182	190,8	14:43'45.452
12	24.717	40.615	28.172	40.054	2'13.558	192,9	14:45'59.010

6° 84 K. ALOISI (2'14.336)							
Lap	Seg.1	Seg.2	Seg.3	Seg.4	Lap Time	km/h	Local Time
1		44.600	30.230	42.332		127,7	14:20'05.274
2	26.256	42.477	28.989	40.944	2'18.666	191,2	14:22'23.940
3	25.572	42.525	29.210	41.505	2'18.812	193,2	14:24'42.752
4	25.522	42.580	29.012	41.211	2'18.325	193,2	14:27'01.077
5	25.362	42.429	29.018	41.056	2'17.865	193,9	14:29'18.942
6	25.366	42.369	28.786	40.932	2'17.453	193,9	14:31'36.395
7	25.467	42.757	28.901	41.405	2'18.530	194,9	14:33'54.925
8	25.605	42.102	28.521	40.261	2'16.489	190,1	14:36'11.414
9	25.327	41.795	28.577	40.227	2'15.926	189,5	14:38'27.340
10	25.329	41.544	28.159	39.691	2'14.723	189,5	14:40'42.063
11	25.143	41.459	28.224	39.696	2'14.522	191,2	14:42'56.585
12	25.042	41.421	27.962	39.911	2'14.336	192,5	14:45'10.921

7° 42 I. GARCIA ABELLA (2'14.469)							
Lap	Seg.1	Seg.2	Seg.3	Seg.4	Lap Time	km/h	Local Time
1		51.804	33.446	46.853		113,2	14:20'57.602
2	27.939	45.987	31.027	43.540	2'28.493	188,8	14:23'26.095
3	26.742	44.726	30.455	42.816	2'24.739	194,6	14:25'50.834
4	26.384	43.607	29.750	41.936	2'21.677	193,9	14:28'12.511
5	26.220	42.704	29.361	41.241	2'19.526	194,2	14:30'32.037
6	25.779	42.496	29.053	41.412	2'18.740	194,6	14:32'50.777
7	25.657	42.161	28.872	41.125	2'17.815	193,2	14:35'08.592
8	25.801	42.012	28.710	40.887	2'17.410	191,5	14:37'26.002
9	25.881	41.526	28.363	40.358	2'16.128	190,8	14:39'42.130
10	25.416	41.208	29.082	40.904	2'16.610	193,5	14:41'58.740
11	25.548	41.402	28.299	40.347	2'15.596	194,6	14:44'14.336
12	25.208	40.947	28.133	40.181	2'14.469	195,7	14:46'28.805

3° 72 A. DIAZ (2'13.702)							
Lap	Seg.1	Seg.2	Seg.3	Seg.4	Lap Time	km/h	Local Time
1		43.016	30.039	43.026		144,8	14:17'51.172
2	26.242	43.034	29.358	41.654	2'20.288	190,5	14:20'11.460
3	25.463	42.218	28.856	41.387	2'17.924	190,5	14:22'29.384
4	29.229	43.267	28.939	40.995	2'22.430C	192,5	14:24'51.814
5	25.516	41.947	29.102	40.554	2'17.119	195,3	14:27'08.933
6	25.297	41.289	28.813	40.405	2'15.804	193,9	14:29'24.737
7	25.224	41.846	28.687	40.493	2'16.250	199,6	14:31'40.987
8	25.084	41.260	28.306	40.258	2'14.908	191,8	14:33'55.895
9	24.805	41.395	28.392	56.256	2'30.848P	198,5	14:36'26.743
10	2'00.697	42.071	28.935	40.975	3'52.678P	90,8	14:40'19.421
11	25.442	41.452	28.377	40.011	2'15.282	190,5	14:42'34.703
12	25.052	40.880	28.066	39.704	2'13.702	191,5	14:44'48.405
13	29.920	43.695	29.595	56.060	2'39.270CP	191,2	14:47'27.675

8° 78 D. MOGEDA (2'14.495)							
Lap	Seg.1	Seg.2	Seg.3	Seg.4	Lap Time	km/h	Local Time
1		48.137	32.165	45.596		103,2	14:18'56.073
2	26.155	44.913	30.217	43.471	2'24.756	193,5	14:21'20.829
3	26.312	44.097	29.544	42.825	2'22.778	194,2	14:23'43.607
4	25.897	43.558	29.109	42.458	2'21.022	197,4	14:26'04.629
5	25.773	42.570	28.935	42.105	2'19.383	197,8	14:28'24.012
6	25.680	42.325	29.010	40.619	2'17.634	198,2	14:30'41.646
7	25.415	42.041	28.872	40.249	2'16.577	194,9	14:32'58.223
8	25.172	41.611	28.327	39.803	2'14.913	193,9	14:35'13.136
9	25.199	42.471	29.017	40.587	2'17.274	192,2	14:37'30.410
10	25.476	41.557	28.443	40.212	2'15.688	191,5	14:39'46.098
11	25.379	41.492	28.382	40.641	2'15.894	193,9	14:42'01.992
12	25.015	41.330	28.353	39.800	2'14.498	196,0	14:44'16.490
13	24.955	41.403	28.325	39.812	2'14.495	196,0	14:46'30.985

4° 17 K. MEUFFELS (2'14.111)							
Lap	Seg.1	Seg.2	Seg.3	Seg.4	Lap Time	km/h	Local Time
1		45.909	30.845	43.608		143,0	14:17'35.998
2	26.590	43.819	29.749	53.339	2'33.497P	197,1	14:20'09.495
3	1'08.402	43.591	29.651	42.067	3'03.711P	151,3	14:23'13.206
4	25.888	43.183	28.967	41.342	2'19.380	200,0	14:25'32.586
5	25.683	42.603	28.957	40.894	2'18.137	201,5	14:27'50.723
6	25.318	42.449	28.740	52.921	2'29.428P	200,4	14:30'20.151
7	1'50.881	42.972	28.701	41.131	3'43.685P	139,2	14:34'03.836
8	25.424	42.109	28.418	40.651	2'16.602	200,0	14:36'20.438
9	25.306	41.472	28.093	40.263	2'15.134	197,1	14:38'35.572
10	25.270	42.014	28.024	39.939	2'15.247	197,4	14:40'50.819
11	24.991	41.174	28.001	39.945	2'14.111	198,9	14:43'04.930
12	24.808	41.088	27.887	1'57.437	3'31.220P	200,0	14:46'36.150

9° 24 D. BLIN (2'15.177)							
Lap	Seg.1	Seg.2	Seg.3	Seg.4	Lap Time	km/h	Local Time
1		50.218	33.686	46.556		105,7	14:18'41.706
2	27.759	45.983	31.722	44.324	2'29.788	184,9	14:21'11.494
3	27.001	44.709	30.975	43.623	2'26.308	185,6	14:23'37.802
4	26.680	43.730	30.451	42.260	2'23.121	186,2	14:26'00.923
5	26.337	43.013	29.634	41.587	2'20.571	186,5	14:28'21.494
6	26.140	42.409	29.598	41.582	2'19.729	185,2	14:30'41.223

18/09/2020 P = Pits In/Out - C = Lap Time Cancelled

These data/results cannot be reproduced, stored and/or transmitted in whole or in part by any manner of electronic, mechanical, photocopying, recording, broadcasting or otherwise now known or herein after developed without the previous express consent by the copyright owner, except for reproduction in daily press and regular printed publications on sale to the public within 60 days of the event related to those data/results and always provided that copyright symbol appears together as follows below.

© DORNA WSBK ORGANIZATION Srl 2020



Official Fuel Supplier



FKR PERGOIA TIMING

Official Tyre Supplier



Official Timekeeper



Acerbis Catalunya Round, 18 - 20 September 2020

Chronological Analysis Free Practice 2nd Session Gr.A

Circuit de Barcelona 4.627 m

2 / 3

7	26.532	42.085	29.224	41.164	2'19.005	185,6	14:33'00.228	7	25.605	42.273	28.707	41.412	2'17.997	193,5	14:33'00.925
8	26.253	42.108	29.882	41.089	2'19.332	186,2	14:35'19.560	8	25.799	42.328	28.999	42.172	2'19.298	197,1	14:35'20.223
9	26.672	42.519	29.055	40.987	2'19.233	183,4	14:37'38.793	9	25.744	42.382	28.737	41.301	2'18.164	193,5	14:37'38.387
10	26.085	42.337	28.713	40.709	2'17.844	187,2	14:39'56.637	10	26.124	42.320	28.600	41.017	2'18.061	187,8	14:39'56.448
11	25.843	42.147	28.610	41.259	2'17.859	190,8	14:42'14.496	11	25.793	41.996	28.598	40.676	2'17.063	189,5	14:42'13.511
12	25.441	41.072	28.551	40.896	2'15.960	189,5	14:44'30.456	12	25.693	41.643	28.389	40.952	2'16.677	191,2	14:44'30.188
13	25.264	41.313	28.201	40.399	2'15.177	196,4	14:46'45.633	13	25.154	41.418	28.256	41.413	2'16.241	196,0	14:46'46.429

10° 26 M. GENNAI (2'15.190)							
Lap	Seg.1	Seg.2	Seg.3	Seg.4	Lap Time	km/h	Local Time
1		46.313	32.372	43.914		144,2	14:17'51.861
2	26.549	43.428	29.475	41.911	2'21.363	195,3	14:20'13.224
3	25.869	42.733	29.060	41.057	2'18.719	192,2	14:22'31.943
4	25.574	41.851	29.256	41.188	2'17.869	193,5	14:24'49.812
5	25.791	42.417	28.585	40.566	2'17.359	193,2	14:27'07.171
6	25.762	41.686	28.740	41.027	2'17.215	193,9	14:29'24.386
7	25.800	42.101	28.554	56.172	2'32.627P	191,8	14:31'57.013
8	4'14.689	42.933	29.067	41.146	6'07.835P	137,8	14:38'04.848
9	26.317	41.714	28.707	40.222	2'16.960	188,8	14:40'21.808
10	25.634	41.320	28.391	39.845	2'15.190	191,8	14:42'36.998

15° 2 A. CARRION (2'16.990)							
Lap	Seg.1	Seg.2	Seg.3	Seg.4	Lap Time	km/h	Local Time
1		46.611	31.288	45.413		109,0	14:19'41.878
2	26.817	45.065	30.301	43.153	2'25.336	192,2	14:22'07.214
3	28.806	44.755	29.937	43.110	2'26.608	175,3	14:24'33.822
4	26.325	44.087	29.757	41.886	2'22.055	196,7	14:26'55.877
5	25.913	43.175	29.621	41.641	2'20.350	195,7	14:29'16.227
6	25.666	43.642	29.093	41.396	2'19.797	196,0	14:31'36.024
7	25.600	43.139	29.202	41.823	2'19.764	196,4	14:33'55.788
8	25.484	42.573	28.645	41.494	2'18.196	197,1	14:36'13.984
9	25.487	42.518	30.461	45.695	2'24.161	194,9	14:38'38.145
10	25.697	42.324	28.937	42.316	2'19.274	193,9	14:40'57.419
11	25.594	42.484	28.613	41.636	2'18.327	195,7	14:43'15.746
12	25.161	41.809	28.441	41.579	2'16.990	197,1	14:45'32.736

11° 88 B. IERACI (2'15.410)							
Lap	Seg.1	Seg.2	Seg.3	Seg.4	Lap Time	km/h	Local Time
1		45.447	30.048	54.571		124,9	14:28'50.694
2	2'38.256	43.505	29.497	41.920	4'33.178P	148,1	14:33'23.872
3	25.844	42.969	29.361	41.255	2'19.429	194,6	14:35'43.301
4	25.450	42.204	28.542	40.905	2'17.101	192,9	14:38'00.402
5	25.604	41.769	28.351	40.487	2'16.211	192,9	14:40'16.613
6	25.358	41.251	28.308	40.493	2'15.410	194,6	14:42'32.023
7	25.107	41.275	28.985	54.813	2'30.180P	196,4	14:45'02.203

16° 46 S. DI SORA (2'17.497)							
Lap	Seg.1	Seg.2	Seg.3	Seg.4	Lap Time	km/h	Local Time
1		47.795	32.609	45.697		146,9	14:18'15.436
2	27.156	46.442	31.592	44.322	2'29.512	193,5	14:20'44.948
3	26.677	44.599	30.365	42.834	2'24.475	193,9	14:23'09.423
4	26.373	44.180	29.674	42.292	2'22.519	195,3	14:25'31.942
5	26.079	43.268	29.593	41.566	2'20.506	194,9	14:27'52.448
6	26.032	42.969	29.541	58.378	2'36.920P	197,1	14:30'29.368
7	3'29.934	44.389	30.682	42.888	5'27.893P	129,8	14:35'57.261
8	26.267	42.944	29.448	41.452	2'20.111	191,5	14:38'17.372
9	25.901	42.432	28.893	41.233	2'18.459	191,8	14:40'35.831
10	25.617	42.180	28.743	40.957	2'17.497	192,9	14:42'53.328
11	25.492	41.965	29.215	42.101	2'18.773	195,3	14:45'12.101

12° 9 P. GRASSIA (2'15.411)							
Lap	Seg.1	Seg.2	Seg.3	Seg.4	Lap Time	km/h	Local Time
1		55.860	34.091	44.722		85,7	14:22'04.753
2	27.434	43.660	29.966	42.273	2'23.333	185,9	14:24'28.086
3	27.605	42.789	29.665	41.117	2'21.176	188,5	14:26'49.262
4	26.169	42.062	29.274	40.766	2'18.271	191,5	14:29'07.533
5	26.245	42.220	30.063	57.226	2'35.754P	190,8	14:31'43.287
6	3'28.724	44.210	30.482	42.063	5'25.479P	75,1	14:37'08.766
7	26.458	41.911	29.324	40.851	2'18.544	186,2	14:39'27.310
8	25.863	41.416	28.699	40.544	2'16.522	189,5	14:41'43.832
9	25.601	41.194	28.734	39.882	2'15.411	190,8	14:43'59.243
10	25.514	41.373	28.932	40.816	2'16.635	191,8	14:46'15.878

17° 10 U. ORRADRE (2'17.950)							
Lap	Seg.1	Seg.2	Seg.3	Seg.4	Lap Time	km/h	Local Time
1		49.948	33.479	47.082		145,9	14:18'51.577
2	27.716	45.927	31.247	44.256	2'29.146	191,8	14:21'20.723
3	26.791	44.111	29.818	42.632	2'23.352	196,0	14:23'44.075
4	26.095	43.709	29.298	41.947	2'21.049	198,9	14:26'05.124
5	25.652	42.928	29.010	41.562	2'19.152	200,0	14:28'24.276
6	25.601	45.525	32.332	55.423	2'38.881P	199,3	14:31'03.157
7	11'31.165	43.691	29.497	41.764	13'26.117P	150,2	14:44'29.274
8	25.646	42.460	28.513	41.331	2'17.950	196,4	14:46'47.224

13° 22 N. KALININ (2'15.565)							
Lap	Seg.1	Seg.2	Seg.3	Seg.4	Lap Time	km/h	Local Time
1		47.536	32.584	45.821		124,9	14:17'51.748
2	27.552	45.330	30.329	44.035	2'27.246	190,8	14:20'18.994
3	26.188	43.570	29.423	41.714	2'20.895	197,1	14:22'39.889
4	25.886	42.309	29.027	41.199	2'18.421	197,4	14:24'58.310
5	25.875	41.790	28.398	41.481	2'17.544	196,7	14:27'15.854
6	25.708	41.549	28.227	40.081	2'15.565	196,4	14:29'31.419
7	25.652	41.089	28.908	55.431	2'31.080P	196,4	14:32'02.499

18° 45 F. MACAN (2'18.486)							
Lap	Seg.1	Seg.2	Seg.3	Seg.4	Lap Time	km/h	Local Time
1		50.644	33.297	45.984		111,5	14:18'59.490
2	27.070	45.953	30.841	43.261	2'27.125	190,5	14:21'26.615
3	26.441	44.584	30.143	42.534	2'23.702	192,5	14:23'50.317
4	26.017	43.565	29.706	42.062	2'21.350	192,2	14:26'11.667
5	25.577	43.068	29.648	41.366	2'19.659	192,5	14:28'31.326
6	25.554	42.759	29.471	41.649	2'19.433	192,5	14:30'50.759
7	25.660	42.442	29.574	41.195	2'18.871	192,2	14:33'09.630
8	25.576	42.281	29.232	41.397	2'18.486	191,2	14:35'28.116
9	25.855	43.169	29.451	1'05.922	2'44.397P	189,5	14:38'12.513
10	3'03.933	45.695	29.791	41.601	5'01.020P	117,4	14:43'13.533
11	25.750	42.633	29.196	53.773	2'31.352P	191,8	14:45'44.885

14° 19 V. RODRIGUEZ NUNEZ (2'16.241)							
Lap	Seg.1	Seg.2	Seg.3	Seg.4	Lap Time	km/h	Local Time
1		49.896	33.516	46.907		148,8	14:18'51.621
2	27.502	45.249	30.688	44.217	2'27.656	188,5	14:21'19.277
3	26.593	43.796	29.637	43.024	2'23.050	190,1	14:23'42.327
4	26.361	43.329	29.470	42.344	2'21.504	191,5	14:26'03.831
5	25.875	42.702	29.263	41.737	2'19.577	191,2	14:28'23.408
6	25.648	42.889	29.340	41.643	2'19.520	191,8	14:30'42.928

18/09/2020 P = Pits In/Out - C = Lap Time Cancelled

These data/results cannot be reproduced, stored and/or transmitted in whole or in part by any manner of electronic, mechanical, photocopying, recording, broadcasting or otherwise now known or herein after developed without the previous express consent by the copyright owner, except for reproduction in daily press and regular printed publications on sale to the public within 60 days of the event related to those data/results and always provided that copyright symbol appears together as follows below.

© DORNA WSBK ORGANIZATION Srl 2020



Official Fuel Supplier

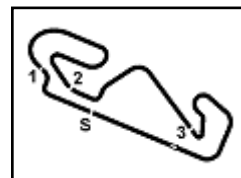


FKR PERUGIA TIMING

Official Tyre Supplier



Official Timekeeper



Acerbis Catalunya Round, 18 - 20 September 2020

Chronological Analysis Free Practice 2nd Session Gr.A

Circuit de Barcelona 4.627 m

3 / 3

19° 44 T. BRAMICH (2'20.122)								24° 77 L. GRUAU (2'24.435)							
Lap	Seg.1	Seg.2	Seg.3	Seg.4	Lap Time	km/h	Local Time	Lap	Seg.1	Seg.2	Seg.3	Seg.4	Lap Time	km/h	Local Time
1		48.120	33.046	46.878		128,3	14:17'51.114	1		47.508	34.120	47.090		137,9	14:17'49.878
2	27.623	46.700	31.198	44.058	2'29.579	191,8	14:20'20.693	2	27.500	45.480	31.203	44.692	2'28.875	188,8	14:20'18.753
3	26.182	44.574	30.014	43.564	2'24.334	196,7	14:22'45.027	3	26.809	44.715	30.610	43.667	2'25.801	190,8	14:22'44.554
4	25.848	44.054	30.111	42.541	2'22.554	199,3	14:25'07.581	4	26.866	44.252	30.280	43.037	2'24.435	191,5	14:25'08.989
5	25.757	43.512	29.409	42.067	2'20.745	194,6	14:27'28.326	5	26.390	45.509	30.636	44.378	2'26.913	194,2	14:27'35.902
6	25.562	43.549	29.791	42.893	2'21.795	196,7	14:29'50.121	6	26.939	45.308	31.172	44.322	2'27.741	189,5	14:30'03.643
7	25.821	43.538	30.578	42.812	2'22.749	196,7	14:32'12.870	7	27.081	45.694	32.613	45.323	2'30.711	189,1	14:32'34.354
8	25.720	43.288	29.582	42.291	2'20.881	193,9	14:34'33.751	8	28.817	47.807	32.208	1'02.205	2'51.037P	181,2	14:35'25.391
9	25.683	42.557	29.999	41.883	2'20.122	193,2	14:36'53.873								
10	25.782	43.045	32.250	42.659	2'23.736	190,8	14:39'17.609								
11	25.590	43.443	32.215	58.589	2'39.837P	193,2	14:41'57.446								

20° 6 J. BUIS (2'20.749)								25° 34 B. NEILA (2'28.201)							
Lap	Seg.1	Seg.2	Seg.3	Seg.4	Lap Time	km/h	Local Time	Lap	Seg.1	Seg.2	Seg.3	Seg.4	Lap Time	km/h	Local Time
1		48.978	34.495	58.441		146,7	14:18'01.330	1		54.525	36.958	50.992		94,7	14:19'26.088
2	2'12.854	47.917	33.425	45.983	4'20.179P	137,8	14:22'21.509	2	29.050	49.737	33.831	47.654	2'40.272	175,9	14:22'06.360
3	27.888	45.477	31.937	44.157	2'29.459	183,4	14:24'50.968	3	29.509	48.032	32.786	46.691	2'37.018	172,8	14:24'43.378
4	26.358	44.442	31.385	43.248	2'25.433	199,3	14:27'16.401	4	27.518	47.322	31.936	45.715	2'32.491	186,9	14:27'15.869
5	25.891	43.929	30.689	42.739	2'23.248	194,6	14:29'39.649	5	27.791	47.602	33.258	1'04.371	2'53.022P	182,1	14:30'08.891
6	25.808	43.602	31.421	42.833	2'23.664	194,2	14:32'03.313	6	2'06.735	48.837	32.909	47.516	4'15.997P		14:34'24.888
7	25.978	43.957	30.637	42.523	2'23.095	198,5	14:34'26.408	7	28.934	47.893	32.199	45.824	2'34.850	180,0	14:36'59.738
8	26.854	44.421	31.604	56.447	2'39.326P	200,0	14:37'05.734	8	27.846	47.284	32.052	45.603	2'32.785	180,9	14:39'32.523
9	2'40.174	44.546	31.503	42.864	4'39.087P	79,2	14:41'44.821	9	27.739	46.800	31.673	44.590	2'30.802	182,1	14:42'03.325
10	26.429	43.661	30.588	42.425	2'23.103	192,2	14:44'07.924	10	27.306	46.083	31.181	43.792	2'28.362	187,5	14:44'31.687
11	25.895	43.337	29.700	41.817	2'20.749	198,5	14:46'28.673	11	27.002	45.516	31.649	44.034	2'28.201	189,8	14:46'59.888

21° 3 M. GAGGI (2'21.549)							
Lap	Seg.1	Seg.2	Seg.3	Seg.4	Lap Time	km/h	Local Time
1		52.776	34.273	47.369		83,3	14:31'31.974
2	28.498	46.570	30.833	43.605	2'29.506	186,5	14:34'01.480
3	27.073	45.231	30.418	43.172	2'25.894	190,5	14:36'27.374
4	27.213	44.288	29.724	42.726	2'23.951	188,5	14:38'51.325
5	26.904	44.173	29.921	43.375	2'24.373	188,5	14:41'15.698
6	26.571	43.626	29.544	41.979	2'21.720	190,1	14:43'37.418
7	26.431	43.326	29.429	42.363	2'21.549	190,5	14:45'58.967

22° 18 I. OFFER (2'22.626)							
Lap	Seg.1	Seg.2	Seg.3	Seg.4	Lap Time	km/h	Local Time
1		48.491	34.764	46.886		113,8	14:17'56.760
2	27.933	46.932	33.561	45.005	2'33.431	180,6	14:20'30.191
3	27.325	44.836	32.012	44.820	2'28.993	188,2	14:22'59.184
4	27.351	45.529	32.394	57.710	2'42.984P	189,8	14:25'42.168
5	2'04.204	45.110	32.192	44.369	4'05.875P	104,9	14:29'48.043
6	27.189	45.232	31.610	43.244	2'27.275	189,5	14:32'15.318
7	26.962	44.551	31.785	43.999	2'27.297	186,5	14:34'42.615
8	27.339	45.174	31.781	43.641	2'27.935	187,8	14:37'10.550
9	27.180	44.353	31.132	43.555	2'26.220	188,2	14:39'36.770
10	26.904	44.263	31.015	42.866	2'25.048	188,2	14:42'01.818
11	26.360	43.190	30.637	42.456	2'22.643	188,2	14:44'24.461
12	26.321	43.328	30.248	42.729	2'22.626	189,8	14:46'47.087

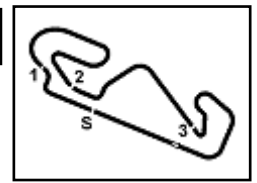
23° 25 A. KROH (2'23.500)							
Lap	Seg.1	Seg.2	Seg.3	Seg.4	Lap Time	km/h	Local Time
1		54.663	35.577	52.929		102,4	14:19'14.409
2	27.999	49.195	32.612	47.131	2'36.937	189,5	14:21'51.346
3	27.445	46.394	32.117	46.625	2'32.581	191,8	14:24'23.927
4	27.335	45.814	31.120	44.546	2'28.815	191,8	14:26'52.742
5	27.964	51.252	32.633	1'07.987	2'59.836P	192,9	14:29'52.578
6	9'18.559	48.032	31.270	45.275	11'23.136P		14:41'15.714
7	27.665	45.060	30.430	43.595	2'26.750	186,5	14:43'42.464

18/09/2020 P = Pits In/Out - C = Lap Time Cancelled

These data/results cannot be reproduced, stored and/or transmitted in whole or in part by any manner of electronic, mechanical, photocopying, recording, broadcasting or otherwise now known or herein after developed without the previous express consent by the copyright owner, except for reproduction in daily press and regular printed publications on sale to the public within 60 days of the event related to those data/results and always provided that copyright symbol appears together as follows below.

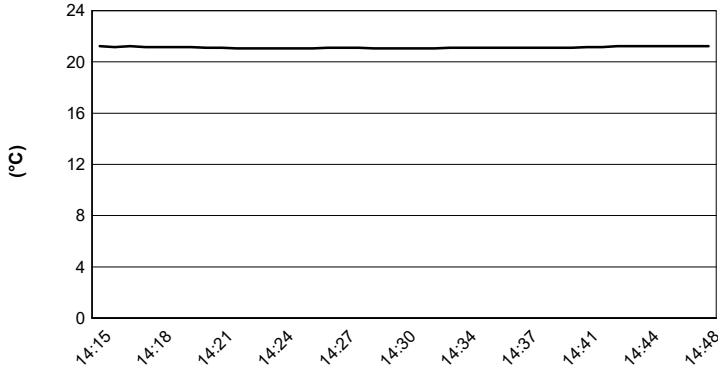
© DORNA WSBK ORGANIZATION Srl 2020



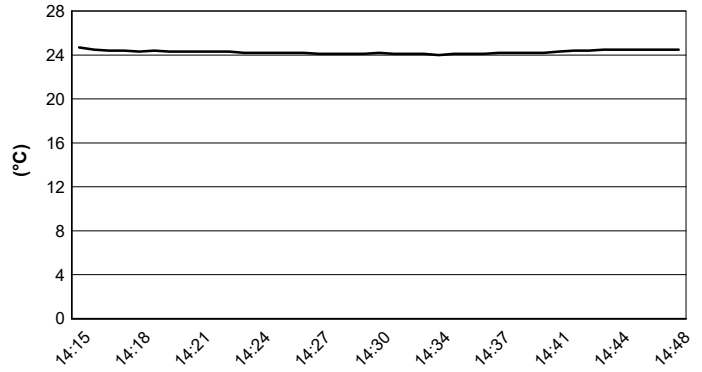


Acerbis Catalunya Round, 18 - 20 September 2020
Weather Report Free Practice 2nd Session Gr.A
 Session started 14:15 - Session ended 14:48

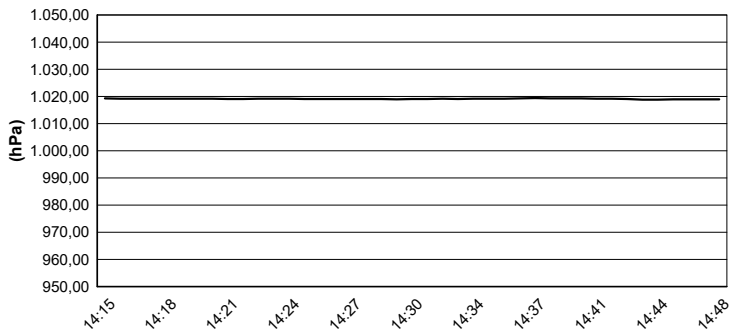
Air Temperature



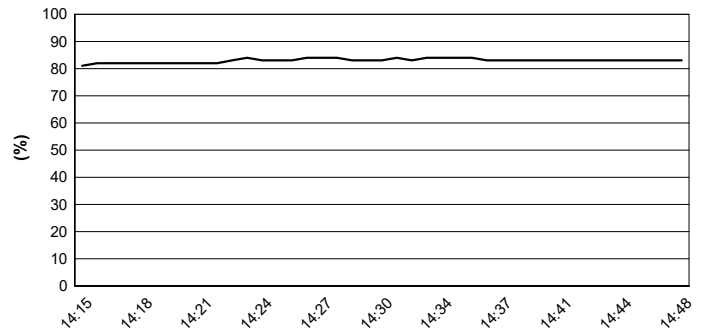
Track Temperature



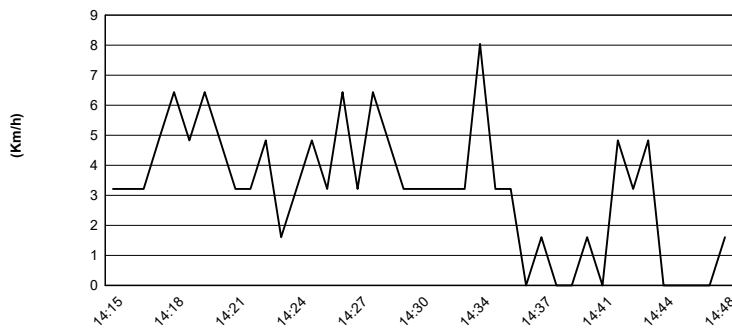
Air Pressure



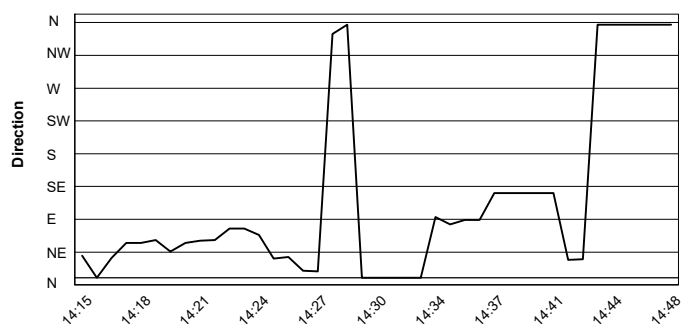
Humidity



Wind Speed



Wind Direction



18/09/2020

These data/results cannot be reproduced, stored and/or transmitted in whole or in part by any manner of electronic, mechanical, photocopying, recording, broadcasting or otherwise now known or herein after developed without the previous express consent by the copyright owner, except for reproduction in daily press and regular printed publications on sale to the public within 60 days of the event related to those data/results and always provided that copyright symbol appears together as follows below.

© DORNA WSBK ORGANIZATION Srl 2020



Official Fuel Supplier

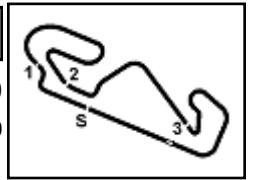


FICR PERUGIA TIMING

Official Tyre Supplier



Official Timekeeper



Acerbis Catalunya Round, 18 - 20 September 2020

Best Laps & Speeds Gr.A

Circuit de Barcelona 4.627 m

1 / 2

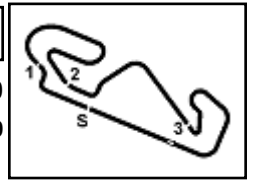
No.	Rider Bike	Nat	Best Lap		FP1		FP2											
			LL	SPD	LL	SPD	LL	SPD										
1	88 B. IERACI Kawasaki Ninja 400	ITA	1'56.543 16 209,3		1'56.543 10 209,3		2'15.410 6 196,3											
2	17 K. MEUFFELS Kawasaki Ninja 400	NED	1'56.701 20 211,3		1'56.701 9 211,3		2'14.111 11 201,4											
3	6 J. BUIS Kawasaki Ninja 400	NED	1'56.767 23 213,4		1'56.767 13 213,4		2'20.749 10 200,0											
4	25 A. KROH Yamaha YZF-R3	GER	1'56.874 17 208,9		1'56.874 10 208,9		2'23.500 7 193,9											
5	46 S. DI SORA Kawasaki Ninja 400	FRA	1'56.885 23 210,9		1'56.885 13 210,9		2'17.497 10 197,0											
6	43 M. GARCIA Kawasaki Ninja 400	ESP	1'56.956 12 206,5		1'56.956 12 206,5													
7	8 M. PEREZ Kawasaki Ninja 400	ESP	1'57.105 11 210,9		1'57.105 11 210,9													
8	22 N. KALININ Kawasaki Ninja 400	UKR	1'57.210 19 207,6		1'57.210 13 207,6		2'15.565 6 197,4											
9	78 D. MOGEDA Kawasaki Ninja 400	ESP	1'57.254 24 206,9		1'57.254 12 206,9		2'14.495 12 198,1											
10	2 A. CARRION Kawasaki Ninja 400	ESP	1'57.280 22 208,0		1'57.280 11 208,0		2'16.990 11 197,0											
11	9 P. GRASSIA Kawasaki Ninja 400	ITA	1'57.446 19 210,9		1'57.446 10 210,9		2'15.411 9 191,8											
12	84 K. ALOISI Yamaha YZF-R3	ITA	1'57.643 21 203,3		1'57.643 10 203,3		2'14.336 11 194,9											
13	27 F. ROVELLI Kawasaki Ninja 400	ITA	1'57.652 21 206,5		1'57.652 10 206,5		2'13.558 11 195,3											
14	7 J. GIMBERT Kawasaki Ninja 400	FRA	1'57.780 14 206,9		1'57.780 10 206,9		2'14.317 4 199,6											
15	10 U. ORRADRE Yamaha YZF-R3	ESP	1'57.913 19 207,6		1'57.913 12 207,6		2'17.950 7 200,0											
16	42 I. GARCIA ABELLA Kawasaki Ninja 400	ESP	1'57.917 24 205,3		1'57.917 13 205,3		2'14.469 11 195,6											
17	45 F. MACAN Yamaha YZF-R3	BRA	1'58.080 22 204,9		1'58.080 12 204,9		2'18.486 10 192,5											
18	66 E. MCGLINCHEY Kawasaki Ninja 400	GBR	1'58.175 25 205,7		1'58.175 13 205,7		2'12.770 12 193,5											
19	44 T. BRAMICH Kawasaki Ninja 400	AUS	1'58.193 22 207,6		1'58.193 12 207,6		2'20.122 10 199,2											
20	24 D. BLIN Yamaha YZF-R3	POL	1'58.563 26 204,1		1'58.563 14 204,1		2'15.177 12 196,3											
21	72 A. DIAZ Yamaha YZF-R3	ESP	1'58.584 24 199,6		1'58.584 12 196,7		2'13.702 12 199,6											
22	26 M. GENNAI Yamaha YZF-R3	ITA	1'58.738 20 202,2		1'58.738 11 202,2		2'15.190 9 195,3											
23	34 B. NEILA Yamaha YZF-R3	ESP	1'59.193 19 203,7		1'59.193 9 203,7		2'28.201 10 189,8											
24	19 V. RODRIGUEZ NUNEZ Yamaha YZF-R3	ESP	1'59.398 24 202,6		1'59.398 12 202,6		2'16.241 12 197,0											
25	3 M. GAGGI Yamaha YZF-R3	ITA	1'59.896 18 205,7		1'59.896 12 205,7		2'21.549 6 190,4											

18/09/2020

These data/results cannot be reproduced, stored and/or transmitted in whole or in part by any manner of electronic, mechanical, photocopying, recording, broadcasting or otherwise now known or herein after developed without the previous express consent by the copyright owner, except for reproduction in daily press and regular printed publications on sale to the public within 60 days of the event related to those data/results and always provided that copyright symbol appears together as follows below.

© DORNA WSBK ORGANIZATION Srl 2020





Circuit de Barcelona 4.627 m

Acerbis Catalunya Round, 18 - 20 September 2020

Best Laps & Speeds Gr.A

2 / 2

No.	Rider Bike	Nat	Best Lap		FP1		FP2						
			LL	SPD	LL	SPD	LL	SPD					
26	18 I. OFFER Kawasaki Ninja 400	GBR	2'01.455	198,1	2'01.455	198,1	2'22.626	189,8					
27	77 L. GRUAU Kawasaki Ninja 400	FRA	2'02.588	203,0	2'02.588	203,0	2'24.435	194,2					
28	37 P. FRAGOSO Yamaha YZF-R3	POR	2'02.721	199,2	2'02.721	199,2							

18/09/2020

These data/results cannot be reproduced, stored and/or transmitted in whole or in part by any manner of electronic, mechanical, photocopying, recording, broadcasting or otherwise now known or herein after developed without the previous express consent by the copyright owner, except for reproduction in daily press and regular printed publications on sale to the public within 60 days of the event related to those data/results and always provided that copyright symbol appears together as follows below.

© DORNA WSBK ORGANIZATION Srl 2020



Official Fuel Supplier



FKR PERUGIA TIMING

Official Tyre Supplier



Official Timekeeper