

Acerbis Catalunya Round, 18 - 20 September 2020

Results Tissot Superpole

Circuit de Barcelona 4.627 m
1 / 2

No.	Rider	Nat	Team	Bike	Class	Time	Gap	Rel.	Laps	Speed	
										Avg	Max
1	69 T. BOOTH-AMOS	GBR	RT Motorsports by SKM - Kawasaki	Kawasaki Ninja 400	B	1'56.227			6	143,316	208,1
2	61 Y. OKAYA	JPN	MTM Kawasaki MOTOPOST	Kawasaki Ninja 400	B	1'56.262	0.035	0.035	6	143,273	210,9
3	9 P. GRASSIA	ITA	Team CHIODO Moto Racing	Kawasaki Ninja 400	A	1'56.326	0.099	0.064	6	143,194	212,6
4	88 B. IERACI	ITA	Kawasaki GP Project	Kawasaki Ninja 400	A	1'56.489	0.262	0.163	4	142,994	211,4
5	10 U. ORRADRE	ESP	Yamaha MS Racing	Yamaha YZF-R3	A	1'56.697	0.470	0.208	6	142,739	209,7
6	25 A. KROH	GER	Yamaha MS Racing	Yamaha YZF-R3	A	1'56.715	0.488	0.018	6	142,717	209,3
7	81 A. HEREDIA	ESP	DEZA-ISMABON Racing Team	Kawasaki Ninja 400	B	1'56.742	0.515	0.027	6	142,684	209,7
8	43 M. GARCIA	ESP	2R Racing	Kawasaki Ninja 400	A	1'56.764	0.537	0.022	6	142,657	206,1
9	99 A. HUERTAS	ESP	ProGP Racing	Yamaha YZF-R3	B	1'56.797	0.570	0.033	6	142,617	202,2
10	46 S. DI SORA	FRA	Leader Team Flembbo	Kawasaki Ninja 400	A	1'56.799	0.572	0.002	6	142,614	209,3
11	15 A. COPPOLA	ITA	Kawasaki GP Project	Kawasaki Ninja 400	B	1'56.836	0.609	0.037	5	142,569	208,9
12	8 M. PEREZ	ESP	Prodina Ircos Team WorldSSP300	Kawasaki Ninja 400	A	1'56.870	0.643	0.034	6	142,528	210,9
13	6 J. BUIS	NED	MTM Kawasaki MOTOPOST	Kawasaki Ninja 400	A	1'56.877	0.650	0.007	6	142,519	201,9
14	27 F. ROVELLI	ITA	Kawasaki ParkinGO Team	Kawasaki Ninja 400	A	1'57.042	0.815	0.165	6	142,318	209,7
15	58 I. IGLESIAS BRAVO	ESP	Scuderia Maranga Racing	Kawasaki Ninja 400	B	1'57.092	0.865	0.050	6	142,257	202,6
16	84 K. ALOISI	ITA	ProGP Racing	Yamaha YZF-R3	A	1'57.107	0.880	0.015	6	142,239	200,0
17	78 D. MOGEDA	ESP	OUTDO Kawasaki TPR	Kawasaki Ninja 400	A	1'57.144	0.917	0.037	6	142,194	208,5
18	48 T. BRIANTI	ITA	Prodina Ircos Team WorldSSP300	Kawasaki Ninja 400	B	1'57.179	0.952	0.035	6	142,152	208,9
19	17 K. MEUFFELS	NED	MTM Kawasaki MOTOPOST	Kawasaki Ninja 400	A	1'57.196	0.969	0.017	6	142,131	212,6
20	2 A. CARRION	ESP	Smrz Racing - Willi Race	Kawasaki Ninja 400	A	1'57.227	1.000	0.031	7	142,094	202,6
21	22 N. KALININ	UKR	Battley-RT Motorsports by SKM-Kawasaki	Kawasaki Ninja 400	A	1'57.290	1.063	0.063	7	142,017	212,6
22	85 K. SABATUCCI	ITA	Kawasaki GP Project	Kawasaki Ninja 400	B	1'57.299	1.072	0.009	6	142,006	208,5
23	7 J. GIMBERT	FRA	GP Project	Kawasaki Ninja 400	A	1'57.347	1.120	0.048	6	141,948	209,7
24	73 J. PEREZ GONZALEZ	ESP	Machado Came SBK	Yamaha YZF-R3	B	1'57.426	1.199	0.079	6	141,853	202,2
25	87 T. KAWAKAMI	BRA	Yamaha MS Racing	Yamaha YZF-R3	B	1'57.587	1.360	0.161	1	141,659	208,1
26	45 F. MACAN	BRA	Team Brasil AD 78	Yamaha YZF-R3	A	1'57.692	1.465	0.105	6	141,532	209,3
27	75 F. PEREZ CASAS	ESP	ETG Racing	Yamaha YZF-R3	B	1'57.783	1.556	0.091	6	141,423	212,2
28	83 M. KAWAKAMI	BRA	Team Brasil AD 78	Yamaha YZF-R3	B	1'57.786	1.559	0.003	6	141,419	206,5
29	52 O. KONIG	CZE	MOVISIO by Freudenberg Jr Team	Kawasaki Ninja 400	B	1'58.322	2.095	0.536	1	140,779	209,3
30	42 I. GARCIA ABELLA	ESP	Alarxa Team Pons	Kawasaki Ninja 400	A	1'58.825	2.598	0.503	7	140,183	194,2

Qualifying Lap Time (107% of 1'56.227): 2'04.364

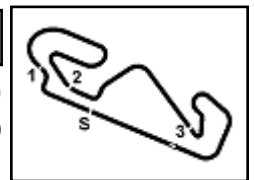
AIR	Humidity:	67%	Temp:	25°C
TRACK	Condition:	Dry	Temp:	35°C

Start 19/09/2020 12:20 End 12:37 The results are provisional until the end of the time limit for protests and appeals and the completion of the technical checks.

These data/results cannot be reproduced, stored and/or transmitted in whole or in part by any manner of electronic, mechanical, photocopying, recording, broadcasting or otherwise now known or herein after developed without the previous express consent by the copyright owner, except for reproduction in daily press and regular printed publications on sale to the public within 60 days of the event related to those data/results and always provided that copyright symbol appears together as follows below.

© DORNA WSBK ORGANIZATION Srl 2020





Acerbis Catalunya Round, 18 - 20 September 2020

Results Tissot Superpole

Session Highlights

Local Time	No. Rider	Description
12.20.00		Start
12.24.45	73 J. PEREZ GONZALEZ	Current Lap Cancelled - Exceeded Track Limits - Turn 2
12.26.57	52 O. KONIG	Crashed - Turn 10
12.27.19	87 T. KAWAKAMI	Technical Problem - Turn 10
12.28.17	69 T. BOOTH-AMOS	Lap Cancelled (2'08.074) - Exceeded Track Limits - Turn 8
12.28.32	83 M. KAWAKAMI	Lap Cancelled (2'06.164) - Exceeded Track Limits - Turn 9
12.28.48	99 A. HUERTAS	Lap Cancelled (2'03.354) - Exceeded Track Limits - Turn 13
12.28.54	15 A. COPPOLA	Crashed - Turn 10
12.29.06	15 A. COPPOLA	Re-joined
12.29.23	10 U. ORRADRE	Current Lap Cancelled - Exceeded Track Limits - Turn 2
12.29.25	6 J. BUIS	Current Lap Cancelled - Exceeded Track Limits - Turn 2
12.29.33	88 B. IERACI	Crashed - Turn 2
12.29.39	88 B. IERACI	Current Lap Cancelled - Exceeded Track Limits - Turn 2
12.29.45	88 B. IERACI	Re-joined
12.30.04	52 O. KONIG	Medical Centre
12.30.16	25 A. KROH	Lap Cancelled (1'57.290) - Exceeded Track Limits - Turn 9
12.30.22	99 A. HUERTAS	Lap Cancelled (1'57.819) - Exceeded Track Limits - Turn 9
12.31.34	58 I. IGLESIAS BRAVO	Lap Cancelled (2'13.329) - Exceeded Track Limits - Turn 9
12.32.02	2 A. CARRION	Lap Cancelled (2'01.896) - Exceeded Track Limits - Turn 10
12.32.10	15 A. COPPOLA	Current Lap Cancelled - Exceeded Track Limits - Turn 2
12.32.25	83 M. KAWAKAMI	Lap Cancelled (1'58.458) - Exceeded Track Limits - Turn 9
12.33.29	75 F. PEREZ CASAS	Lap Cancelled (1'58.703) - Exceeded Track Limits - Turn 10
12.36.41	2 A. CARRION	Lap Cancelled (1'59.330) - Exceeded Track Limits - Turn 9
12.37.36		End Of Session

Fastest Laps Sequence

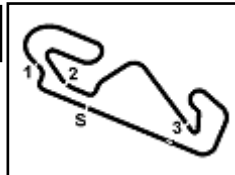
No.	Rider	Nat	Team	Bike	Local Time	Time	Gap	Avg
73	J. PEREZ GONZALEZ	ESP	Machado Came SBK	Yamaha YZF-R3	12:24'20.276	1'58.933		140,055
69	T. BOOTH-AMOS	GBR	RT Motorsports by SKM - Kawasaki	Kawasaki Ninja 400	12:25'04.098	1'56.859	-2.074	142,541
88	B. IERACI	ITA	Kawasaki GP Project	Kawasaki Ninja 400	12:25'06.821	1'56.489	-0.370	142,994
9	P. GRASSIA	ITA	Team CHIODO Moto Racing	Kawasaki Ninja 400	12:27'07.479	1'56.326	-0.163	143,194
69	T. BOOTH-AMOS	GBR	RT Motorsports by SKM - Kawasaki	Kawasaki Ninja 400	12:35'00.861	1'56.227	-0.099	143,316

Start 19/09/2020 12:20 End 12:37 The results are provisional until the end of the time limit for protests and appeals and the completion of the technical checks.

These data/results cannot be reproduced, stored and/or transmitted in whole or in part by any manner of electronic, mechanical, photocopying, recording, broadcasting or otherwise now known or herein after developed without the previous express consent by the copyright owner, except for reproduction in daily press and regular printed publications on sale to the public within 60 days of the event related to those data/results and always provided that copyright symbol appears together as follows below.

© DORNA WSBK ORGANIZATION Srl 2020





Acerbis Catalunya Round, 18 - 20 September 2020

Best Sectors & Speed Tissot Superpole

Circuit de Barcelona 4.627 m

BEST LAP			
1	69 T. BOOTH-AMOS	Kawasaki Ninja 400	1'56.227
2	61 Y. OKAYA	Kawasaki Ninja 400	1'56.262
3	9 P. GRASSIA	Kawasaki Ninja 400	1'56.326
4	88 B. IERACI	Kawasaki Ninja 400	1'56.489
5	10 U. ORRADRE	Yamaha YZF-R3	1'56.697
6	25 A. KROH	Yamaha YZF-R3	1'56.715
7	81 A. HEREDIA	Kawasaki Ninja 400	1'56.742
8	43 M. GARCIA	Kawasaki Ninja 400	1'56.764
9	99 A. HUERTAS	Yamaha YZF-R3	1'56.797
10	46 S. DI SORA	Kawasaki Ninja 400	1'56.799
11	15 A. COPPOLA	Kawasaki Ninja 400	1'56.836
12	8 M. PEREZ	Kawasaki Ninja 400	1'56.870
13	6 J. BUIS	Kawasaki Ninja 400	1'56.877
14	27 F. ROVELLI	Kawasaki Ninja 400	1'57.042
15	58 I. IGLESIAS BRAVO	Kawasaki Ninja 400	1'57.092
16	84 K. ALOISI	Yamaha YZF-R3	1'57.107
17	78 D. MOGEDA	Kawasaki Ninja 400	1'57.144
18	48 T. BRIANTI	Kawasaki Ninja 400	1'57.179
19	17 K. MEUFFELS	Kawasaki Ninja 400	1'57.196
20	2 A. CARRION	Kawasaki Ninja 400	1'57.227
21	22 N. KALININ	Kawasaki Ninja 400	1'57.290
22	85 K. SABATUCCI	Kawasaki Ninja 400	1'57.299
23	7 J. GIMBERT	Kawasaki Ninja 400	1'57.347
24	73 J. PEREZ GONZALEZ	Yamaha YZF-R3	1'57.426
25	87 T. KAWAKAMI	Yamaha YZF-R3	1'57.587
26	45 F. MACAN	Yamaha YZF-R3	1'57.692
27	75 F. PEREZ CASAS	Yamaha YZF-R3	1'57.783
28	83 M. KAWAKAMI	Yamaha YZF-R3	1'57.786
29	52 O. KONIG	Kawasaki Ninja 400	1'58.322
30	42 I. GARCIA ABELLA	Kawasaki Ninja 400	1'58.825

SPEED			
1	22 N. KALININ	Kawasaki Ninja 400	212,6
2	17 K. MEUFFELS	Kawasaki Ninja 400	212,6
3	9 P. GRASSIA	Kawasaki Ninja 400	212,6
4	75 F. PEREZ CASAS	Yamaha YZF-R3	212,2
5	88 B. IERACI	Kawasaki Ninja 400	211,4
6	8 M. PEREZ	Kawasaki Ninja 400	210,9
7	61 Y. OKAYA	Kawasaki Ninja 400	210,9
8	10 U. ORRADRE	Yamaha YZF-R3	209,7
9	27 F. ROVELLI	Kawasaki Ninja 400	209,7
10	7 J. GIMBERT	Kawasaki Ninja 400	209,7
11	81 A. HEREDIA	Kawasaki Ninja 400	209,7
12	46 S. DI SORA	Kawasaki Ninja 400	209,3
13	52 O. KONIG	Kawasaki Ninja 400	209,3
14	25 A. KROH	Yamaha YZF-R3	209,3
15	45 F. MACAN	Yamaha YZF-R3	209,3
16	48 T. BRIANTI	Kawasaki Ninja 400	208,9
17	15 A. COPPOLA	Kawasaki Ninja 400	208,9
18	85 K. SABATUCCI	Kawasaki Ninja 400	208,5
19	78 D. MOGEDA	Kawasaki Ninja 400	208,5
20	69 T. BOOTH-AMOS	Kawasaki Ninja 400	208,1
21	87 T. KAWAKAMI	Yamaha YZF-R3	208,1
22	83 M. KAWAKAMI	Yamaha YZF-R3	206,5
23	43 M. GARCIA	Kawasaki Ninja 400	206,1
24	58 I. IGLESIAS BRAVO	Kawasaki Ninja 400	202,6
25	2 A. CARRION	Kawasaki Ninja 400	202,6
26	99 A. HUERTAS	Yamaha YZF-R3	202,2
27	73 J. PEREZ GONZALEZ	Yamaha YZF-R3	202,2
28	6 J. BUIS	Kawasaki Ninja 400	201,9
29	84 K. ALOISI	Yamaha YZF-R3	200,0
30	42 I. GARCIA ABELLA	Kawasaki Ninja 400	194,2

SEG. 1		SEG. 2		SEG. 3		SEG. 4		
1	25 A. KROH	21.841	1	69 T. BOOTH-AMOS	35.296	1	9 P. GRASSIA	33.869
2	8 M. PEREZ	21.909	2	99 A. HUERTAS	35.369	2	69 T. BOOTH-AMOS	33.896
3	87 T. KAWAKAMI	21.945	3	43 M. GARCIA	35.372	3	25 A. KROH	33.951
4	88 B. IERACI	21.981	4	88 B. IERACI	35.379	4	6 J. BUIS	34.085
5	22 N. KALININ	21.991	5	10 U. ORRADRE	35.429	5	15 A. COPPOLA	34.088
6	61 Y. OKAYA	21.999	6	61 Y. OKAYA	35.438	6	61 Y. OKAYA	34.113
7	78 D. MOGEDA	22.002	7	73 J. PEREZ GONZALEZ	35.438	7	78 D. MOGEDA	34.115
8	69 T. BOOTH-AMOS	22.032	8	8 M. PEREZ	35.471	8	84 K. ALOISI	34.131
9	81 A. HEREDIA	22.047	9	58 I. IGLESIAS BRAVO	35.515	9	88 B. IERACI	34.134
10	9 P. GRASSIA	22.060	10	9 P. GRASSIA	35.554	10	83 M. KAWAKAMI	34.145
11	46 S. DI SORA	22.069	11	84 K. ALOISI	35.569	11	75 F. PEREZ CASAS	34.161
12	85 K. SABATUCCI	22.076	12	27 F. ROVELLI	35.582	12	99 A. HUERTAS	34.164
13	15 A. COPPOLA	22.084	13	22 N. KALININ	35.625	13	48 T. BRIANTI	34.167
14	17 K. MEUFFELS	22.110	14	81 A. HEREDIA	35.627	14	27 F. ROVELLI	34.203
15	52 O. KONIG	22.155	15	17 K. MEUFFELS	35.633	15	10 U. ORRADRE	34.207
16	27 F. ROVELLI	22.185	16	2 A. CARRION	35.646	16	8 M. PEREZ	34.208
17	48 T. BRIANTI	22.191	17	6 J. BUIS	35.666	17	81 A. HEREDIA	34.261
18	10 U. ORRADRE	22.220	18	45 F. MACAN	35.672	18	46 S. DI SORA	34.274
19	7 J. GIMBERT	22.282	19	48 T. BRIANTI	35.689	19	73 J. PEREZ GONZALEZ	34.277
20	43 M. GARCIA	22.307	20	25 A. KROH	35.692	20	22 N. KALININ	34.311
21	45 F. MACAN	22.337	21	78 D. MOGEDA	35.700	21	17 K. MEUFFELS	34.353
22	99 A. HUERTAS	22.345	22	15 A. COPPOLA	35.718	22	15 A. COPPOLA	34.361
23	58 I. IGLESIAS BRAVO	22.364	23	75 F. PEREZ CASAS	35.726	23	87 T. KAWAKAMI	34.374
24	2 A. CARRION	22.397	24	46 S. DI SORA	35.749	24	7 J. GIMBERT	34.400
25	73 J. PEREZ GONZALEZ	22.443	25	52 O. KONIG	35.762	25	2 A. CARRION	34.431
26	75 F. PEREZ CASAS	22.466	26	83 M. KAWAKAMI	35.804	26	85 K. SABATUCCI	34.502
27	6 J. BUIS	22.472	27	7 J. GIMBERT	35.808	27	58 I. IGLESIAS BRAVO	34.543
28	84 K. ALOISI	22.520	28	85 K. SABATUCCI	35.919	28	45 F. MACAN	34.559
29	83 M. KAWAKAMI	22.544	29	87 T. KAWAKAMI	36.011	29	52 O. KONIG	34.646
30	42 I. GARCIA ABELLA	22.881	30	42 I. GARCIA ABELLA	36.057	30	42 I. GARCIA ABELLA	34.796

19/09/2020

These data/results cannot be reproduced, stored and/or transmitted in whole or in part by any manner of electronic, mechanical, photocopying, recording, broadcasting or otherwise now known or herein after developed without the previous express consent by the copyright owner, except for reproduction in daily press and regular printed publications on sale to the public within 60 days of the event related to those data/results and always provided that copyright symbol appears together as follows below.

© DORNA WSBK ORGANIZATION Srl 2020



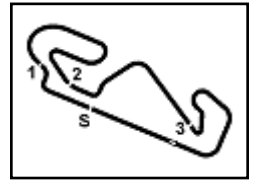
Official Fuel Supplier



Official Tyre Supplier



Official Timekeeper



Acerbis Catalunya Round, 18 - 20 September 2020

Ideal Times Tissot Superspole

Circuit de Barcelona 4.627 m

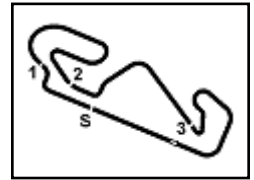
No.	Rider	Nat	Bike	Seg. 1	Seg. 2	Seg. 3	Seg. 4	Ideal Time		
				Diff. 1	Diff. 2	Diff. 3	Diff. 4	Best Lap	Pos.	Diff.
1	69 T. BOOTH-AMOS	GBR	Kawasaki Ninja 400	22.032	35.296 +0.168	24.558 +0.101	33.896 +0.176	1'55.782 1'56.227	1	0.445
2	9 P. GRASSIA	ITA	Kawasaki Ninja 400	22.060	35.554	24.535	33.869 +0.308	1'56.018 1'56.326	3	0.308
3	61 Y. OKAYA	JPN	Kawasaki Ninja 400	21.999	35.438 +0.027	24.504 +0.181	34.113	1'56.054 1'56.262	2	0.208
4	25 A. KROH	GER	Yamaha YZF-R3	21.841 +0.308	35.692 +0.055	24.654 +0.002	33.951 +0.212	1'56.138 1'56.715	6	0.577
5	88 B. IERACI	ITA	Kawasaki Ninja 400	21.981 +0.133	35.379	24.679	34.134 +0.183	1'56.173 1'56.489	4	0.316
6	8 M. PEREZ	ESP	Kawasaki Ninja 400	21.909	35.471 +0.357	24.673 +0.119	34.208 +0.133	1'56.261 1'56.870	12	0.609
7	43 M. GARCIA	ESP	Kawasaki Ninja 400	22.307 +0.007	35.372 +0.324	24.575 +0.091	34.088	1'56.342 1'56.764	8	0.422
8	10 U. ORRADRE	ESP	Yamaha YZF-R3	22.220 +0.039	35.429 +0.223	24.537	34.207 +0.042	1'56.393 1'56.697	5	0.304
9	48 T. BRIANTI	ITA	Kawasaki Ninja 400	22.191 +0.409	35.689	24.378 +0.345	34.167	1'56.425 1'57.179	18	0.754
10	22 N. KALININ	UKR	Kawasaki Ninja 400	21.991 +0.116	35.625 +0.314	24.536 +0.397	34.311	1'56.463 1'57.290	21	0.827
11	17 K. MEUFFELS	NED	Kawasaki Ninja 400	22.110 +0.633	35.633 +0.046	24.421	34.353	1'56.517 1'57.196	19	0.679
12	99 A. HUERTAS	ESP	Yamaha YZF-R3	22.345 +0.266	35.369	24.646 +0.007	34.164	1'56.524 1'56.797	9	0.273
13	78 D. MOGEDA	ESP	Kawasaki Ninja 400	22.002 +0.244	35.700 +0.174	24.721 +0.106	34.115 +0.082	1'56.538 1'57.144	17	0.606
14	81 A. HEREDIA	ESP	Kawasaki Ninja 400	22.047 +0.059	35.627 +0.093	24.655	34.261	1'56.590 1'56.742	7	0.152
15	46 S. DI SORA	FRA	Kawasaki Ninja 400	22.069 +0.056	35.749 +0.139	24.512	34.274	1'56.604 1'56.799	10	0.195
16	15 A. COPPOLA	ITA	Kawasaki Ninja 400	22.084	35.718 +0.147	24.526	34.361	1'56.689 1'56.836	11	0.147
17	27 F. ROVELLI	ITA	Kawasaki Ninja 400	22.185	35.582	24.728 +0.130	34.203 +0.214	1'56.698 1'57.042	14	0.344
18	6 J. BUIS	NED	Kawasaki Ninja 400	22.472	35.666	24.590	34.085 +0.064	1'56.813 1'56.877	13	0.064
19	84 K. ALOISI	ITA	Yamaha YZF-R3	22.520 +0.007	35.569 +0.226	24.645 +0.009	34.131	1'56.865 1'57.107	16	0.242
20	87 T. KAWAKAMI	BRA	Yamaha YZF-R3	21.945 +0.448	36.011 +0.052	24.661 +0.096	34.374	1'56.991 1'57.587	25	0.596
21	58 I. IGLESIAS BRAVO	ESP	Kawasaki Ninja 400	22.364	35.515	24.619	34.543 +0.051	1'57.041 1'57.092	15	0.051
22	2 A. CARRION	ESP	Kawasaki Ninja 400	22.397	35.646	24.593 +0.123	34.431 +0.037	1'57.067 1'57.227	20	0.160
23	73 J. PEREZ GONZALEZ	ESP	Yamaha YZF-R3	22.443	35.438 +0.300	24.909 +0.059	34.277	1'57.067 1'57.426	24	0.359
24	83 M. KAWAKAMI	BRA	Yamaha YZF-R3	22.544 +0.280	35.804 +0.112	24.651 +0.250	34.145	1'57.144 1'57.786	28	0.642
25	85 K. SABATUCCI	ITA	Kawasaki Ninja 400	22.076	35.919 +0.028	24.659	34.502 +0.115	1'57.156 1'57.299	22	0.143
26	7 J. GIMBERT	FRA	Kawasaki Ninja 400	22.282 +0.039	35.808	24.677	34.400 +0.141	1'57.167 1'57.347	23	0.180
27	75 F. PEREZ CASAS	ESP	Yamaha YZF-R3	22.466 +0.310	35.726	24.845 +0.081	34.161 +0.194	1'57.198 1'57.783	27	0.585
28	52 O. KONIG	CZE	Kawasaki Ninja 400	22.155 +0.368	35.762 +0.369	24.691 +0.331	34.646	1'57.254 1'58.322	29	1.068
29	45 F. MACAN	BRA	Yamaha YZF-R3	22.337 +0.170	35.672 +0.089	24.865	34.559	1'57.433 1'57.692	26	0.259
30	42 I. GARCIA ABELLA	ESP	Kawasaki Ninja 400	22.881	36.057 +0.005	25.086	34.796	1'58.820 1'58.825	30	0.005
Overall Ideal Time				21.841	35.296	24.378	33.869	1'55.384		

19/09/2020

These data/results cannot be reproduced, stored and/or transmitted in whole or in part by any manner of electronic, mechanical, photocopying, recording, broadcasting or otherwise now known or herein after developed without the previous express consent by the copyright owner, except for reproduction in daily press and regular printed publications on sale to the public within 60 days of the event related to those data/results and always provided that copyright symbol appears together as follows below.

© DORNA WSBK ORGANIZATION Srl 2020





Acerbis Catalunya Round, 18 - 20 September 2020

Chronological Analysis Tissot Superpole

Circuit de Barcelona 4.627 m

1 / 3

1° 69 T. BOOTH-AMOS (1'56.227)							
Lap	Seg.1	Seg.2	Seg.3	Seg.4	Lap Time	km/h	Local Time
1		49.643	29.708	38.730			12:23'07.239
2	22.258	35.612	24.862	34.127	1'56.859	208,1	12:25'04.098
3	22.990	35.835	34.418	34.831	2'08.074C	194,9	12:27'12.172
4	22.452	35.296	24.723	33.896	1'56.367	201,9	12:29'08.539
5	22.368	35.429	24.558	34.788	1'57.143	201,9	12:31'05.682
6	22.607	37.132	24.855	34.358	1'58.952	196,7	12:33'04.634
7	22.032	35.464	24.659	34.072	1'56.227	204,5	12:35'00.861

2° 61 Y. OKAYA (1'56.262)							
Lap	Seg.1	Seg.2	Seg.3	Seg.4	Lap Time	km/h	Local Time
1		46.211	29.189	40.951			12:23'11.694
2	22.545	36.082	24.866	34.367	1'57.860	204,5	12:25'09.554
3	22.225	35.589	24.530	34.321	1'56.665	207,7	12:27'06.219
4	22.113	35.721	24.504	35.250	1'57.588	209,3	12:29'03.807
5	22.233	35.657	26.015	42.866	2'06.771	204,5	12:31'10.578
6	22.313	35.438	24.591	34.116	1'56.458	204,2	12:33'07.036
7	21.999	35.465	24.685	34.113	1'56.262	210,9	12:35'03.298

3° 9 P. GRASSIA (1'56.326)							
Lap	Seg.1	Seg.2	Seg.3	Seg.4	Lap Time	km/h	Local Time
1		55.648	33.187	39.431			12:23'14.039
2	22.767	35.631	24.847	33.869	1'57.114	197,8	12:25'11.153
3	22.060	35.554	24.535	34.177	1'56.326	212,6	12:27'07.479
4	22.677	38.218	24.794	34.638	2'00.327	202,2	12:29'07.806
5	22.525	38.014	25.069	46.521	2'12.129P	201,5	12:31'19.935
6	1'45.180	36.171	24.959	36.937	3'23.247P	101,7	12:34'43.182
7	22.745	35.964	25.144	34.787	1'58.640	197,4	12:36'41.822

4° 88 B. IERACI (1'56.489)							
Lap	Seg.1	Seg.2	Seg.3	Seg.4	Lap Time	km/h	Local Time
1		54.875	30.249	40.236			12:23'10.332
2	22.114	35.379	24.679	34.317	1'56.489	204,9	12:25'06.821
3	21.981	35.520	24.769	34.480	1'56.750	211,4	12:27'03.571
4	23.799	35.816	24.802	34.134	1'58.551	197,4	12:29'02.122
5	40.364	40.719	27.039	48.368	2'36.490CP	209,3	12:31'38.612

5° 10 U. ORRADRE (1'56.697)							
Lap	Seg.1	Seg.2	Seg.3	Seg.4	Lap Time	km/h	Local Time
1		42.581	28.618	40.040			12:23'09.446
2	22.478	35.743	24.678	34.363	1'57.262	201,9	12:25'06.708
3	22.247	35.847	24.798	34.327	1'57.219	209,7	12:27'03.927
4	22.259	35.652	24.537	34.249	1'56.697	204,9	12:29'00.624
5	25.193	38.564	24.979	39.272	2'08.008C	201,1	12:31'08.632
6	22.621	35.551	24.736	34.207	1'57.115	201,5	12:33'05.747
7	22.220	35.429	24.725	34.372	1'56.746	209,7	12:35'02.493

6° 25 A. KROH (1'56.715)							
Lap	Seg.1	Seg.2	Seg.3	Seg.4	Lap Time	km/h	Local Time
1		43.532	28.970	38.039			12:23'09.523
2	22.482	35.944	24.733	34.190	1'57.349	200,4	12:25'06.872
3	21.841	36.468	24.751	34.274	1'57.334	209,3	12:27'04.206
4	22.342	35.858	24.654	34.436	1'57.290C	203,0	12:29'01.496
5	22.718	37.018	25.252	42.594	2'07.582	204,2	12:31'09.078
6	22.450	35.692	24.778	33.951	1'56.871	202,2	12:33'05.949
7	22.149	35.747	24.656	34.163	1'56.715	208,9	12:35'02.664

7° 81 A. HEREDIA (1'56.742)							
Lap	Seg.1	Seg.2	Seg.3	Seg.4	Lap Time	km/h	Local Time
1		55.675	31.098	40.312			12:23'10.676

2	22.472	36.049	24.846	34.500	1'57.867	206,5	12:25'08.543
3	22.127	35.790	24.777	34.465	1'57.159	208,5	12:27'05.702
4	22.081	35.700	24.815	35.322	1'57.918	208,5	12:29'03.620
5	22.525	36.081	26.235	41.197	2'06.038	203,0	12:31'09.658
6	22.106	35.720	24.655	34.261	1'56.742	209,7	12:33'06.400
7	22.047	35.627	25.085	34.569	1'57.328	209,3	12:35'03.728

8° 43 M. GARCIA (1'56.764)							
Lap	Seg.1	Seg.2	Seg.3	Seg.4	Lap Time	km/h	Local Time
1		39.924	28.611	44.058			12:23'16.277
2	22.902	35.733	24.851	34.367	1'57.853	196,7	12:25'14.130
3	22.534	35.813	24.896	34.727	1'57.970	200,0	12:27'12.100
4	22.314	35.696	24.666	34.088	1'56.764	204,5	12:29'08.864
5	22.307	35.372	24.575	34.907	1'57.161	206,1	12:31'06.025
6	22.420	35.880	25.444	41.808	2'05.552	205,7	12:33'11.577
7	22.564	35.533	24.780	34.278	1'57.155	198,9	12:35'08.732

9° 99 A. HUERTAS (1'56.797)							
Lap	Seg.1	Seg.2	Seg.3	Seg.4	Lap Time	km/h	Local Time
1		43.004	28.417	38.550			12:23'06.730
2	22.835	35.844	25.020	34.788	1'58.487	198,9	12:25'05.217
3	22.472	36.186	24.946	39.750	2'03.354C	201,5	12:27'08.571
4	22.345	35.730	24.672	35.072	1'57.819C	201,1	12:29'06.390
5	22.427	35.766	24.646	36.918	1'59.757	202,2	12:31'06.147
6	22.372	35.886	25.632	34.287	1'58.177	202,2	12:33'04.324
7	22.611	35.369	24.653	34.164	1'56.797	196,0	12:35'01.121

10° 46 S. DI SORA (1'56.799)							
Lap	Seg.1	Seg.2	Seg.3	Seg.4	Lap Time	km/h	Local Time
1		48.812	29.376	39.179			12:23'07.131
2	22.816	35.749	25.188	34.701	1'58.454	207,3	12:25'05.585
3	22.717	36.182	24.886	34.386	1'58.171	202,6	12:27'03.756
4	22.125	35.888	24.512	34.274	1'56.799	203,0	12:29'00.555
5	22.729	41.967	24.782	37.433	2'06.911	200,0	12:31'07.466
6	22.069	35.958	24.987	34.686	1'57.700	209,3	12:33'05.166
7	22.453	36.399	24.532	34.417	1'57.801	204,9	12:35'02.967

11° 15 A. COPPOLA (1'56.836)							
Lap	Seg.1	Seg.2	Seg.3	Seg.4	Lap Time	km/h	Local Time
1		52.728	29.555	41.505			12:23'11.227
2	22.224	36.102	24.786	34.631	1'57.743	208,9	12:25'08.970
3	22.084	35.865	24.526	34.361	1'56.836	204,9	12:27'05.806
4	22.157	35.718	24.754	1'12.736	2'35.365P	205,7	12:29'41.171
5	2'34.074	43.105	25.936	35.878	4'18.993CP	106,7	12:34'00.164
6	23.300	36.557	25.415	34.889	2'00.161	189,1	12:36'00.325

12° 8 M. PEREZ (1'56.870)							
Lap	Seg.1	Seg.2	Seg.3	Seg.4	Lap Time	km/h	Local Time
1		45.897	29.587	42.011		80,4	12:23'11.004
2	22.553	35.965	24.808	34.271	1'57.597	203,8	12:25'08.601
3	21.909	35.828	24.792	34.341	1'56.870	210,9	12:27'05.471
4	22.798	36.317	24.927	35.168	1'59.210	201,9	12:29'04.681
5	22.283	35.807	26.006	37.769	2'01.865	206,9	12:31'06.546
6	22.264	36.053	24.973	34.474	1'57.764	206,1	12:33'04.310
7	22.787	35.471	24.673	34.208	1'57.139	194,9	12:35'01.449

13° 6 J. BUIS (1'56.877)							
Lap	Seg.1	Seg.2	Seg.3	Seg.4	Lap Time	km/h	Local Time
1		41.819	29.247	38.467			12:23'06.151
2	22.912	36.099	25.248	34.823	1'59.082	197,1	12:25'05.233
3	22.588	35.852	24.891	34.430	1'57.761	200,4	12:27'02.994
4	22.606	35.690	24.704	34.085	1'57.085	198,2	12:29'00.079

19/09/2020 P = Pits In/Out - C = Lap Time Cancelled

These data/results cannot be reproduced, stored and/or transmitted in whole or in part by any manner of electronic, mechanical, photocopying, recording, broadcasting or otherwise now known or herein after developed without the previous express consent by the copyright owner, except for reproduction in daily press and regular printed publications on sale to the public within 60 days of the event related to those data/results and always provided that copyright symbol appears together as follows below.

© DORNA WSBK ORGANIZATION Srl 2020



Official Fuel Supplier

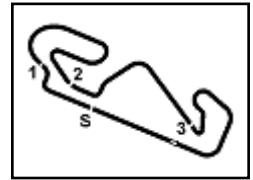


FKR PERGOIA TIMING

Official Tyre Supplier



Official Timekeeper



Acerbis Catalunya Round, 18 - 20 September 2020

Chronological Analysis Tissot Superpole

Circuit de Barcelona 4.627 m

2 / 3

5	28.308	37.287	24.683	35.747	2'06.025C	196,7	12:31'06.104	7	23.106	36.144	24.947	48.196	2'12.393P	187,5	12:35'12.191
6	22.539	36.065	24.914	34.403	1'57.921	201,9	12:33'04.025								
7	22.472	35.666	24.590	34.149	1'56.877	200,0	12:35'00.902								

20° 2 A. CARRION (1'57.227)							
Lap	Seg.1	Seg.2	Seg.3	Seg.4	Lap Time	km/h	Local Time
1		42.572	28.616	38.985		77,9	12:23'06.799
2	22.931	35.754	25.225	34.625	1'58.535	197,4	12:25'05.334
3	22.597	35.900	24.826	34.431	1'57.754	198,5	12:27'03.088
4	22.650	35.702	24.593	34.759	1'57.704	198,2	12:29'00.792
5	22.807	37.894	25.688	35.507	2'01.896C	191,8	12:31'02.688
6	22.397	35.646	24.716	34.468	1'57.227	202,6	12:32'59.915
7	22.735	36.225	24.970	35.400	1'59.330C	195,7	12:34'59.245
8	22.531	35.763	24.867	35.821	1'58.982	198,9	12:36'58.227

14° 27 F. ROVELLI (1'57.042)							
Lap	Seg.1	Seg.2	Seg.3	Seg.4	Lap Time	km/h	Local Time
1		42.704	43.876	1'04.855		142,5	12:23'09.590
2	22.185	35.582	24.858	34.417	1'57.042	203,4	12:25'06.632
3	22.462	36.247	24.789	34.203	1'57.701	209,7	12:27'04.333
4	22.204	35.769	24.728	34.630	1'57.331	206,9	12:29'01.664
5	22.425	37.246	25.401	55.415	2'20.487P	203,0	12:31'22.151
6	1'19.742	39.167	26.158	36.554	3'01.621P	136,0	12:34'23.772
7	22.899	35.963	25.550	38.823	2'03.235	194,6	12:36'27.007

21° 22 N. KALININ (1'57.290)							
Lap	Seg.1	Seg.2	Seg.3	Seg.4	Lap Time	km/h	Local Time
1		49.943	29.996	39.880			12:23'09.072
2	22.541	35.856	24.731	35.163	1'58.291	204,5	12:25'07.363
3	22.107	35.939	24.933	34.311	1'57.290	208,5	12:27'04.653
4	22.639	36.106	25.008	36.487	2'00.240	212,6	12:29'04.893
5	21.991	35.649	24.990	34.965	1'57.595	211,8	12:31'02.488
6	22.786	36.905	24.906	34.371	1'58.968	201,1	12:33'01.456
7	22.553	35.625	24.536	34.602	1'57.316	196,7	12:34'58.772
8	22.855	36.367	25.081	34.450	1'58.753	193,5	12:36'57.525

15° 58 I. IGLESIAS BRAVO (1'57.092)							
Lap	Seg.1	Seg.2	Seg.3	Seg.4	Lap Time	km/h	Local Time
1		41.843	29.230	38.676			12:23'06.443
2	22.915	35.937	25.301	34.689	1'58.842	197,4	12:25'05.285
3	22.759	36.124	24.692	34.760	1'58.335	202,6	12:27'03.620
4	22.364	35.515	24.619	34.594	1'57.092	200,7	12:29'00.712
5	22.825	39.390	25.692	45.422	2'13.329CP	196,4	12:31'14.041
6	1'29.771	36.844	25.909	36.592	3'09.116P	144,2	12:34'23.157
7	23.076	35.932	25.075	34.543	1'58.626	190,5	12:36'21.783

22° 85 K. SABATUCCI (1'57.299)							
Lap	Seg.1	Seg.2	Seg.3	Seg.4	Lap Time	km/h	Local Time
1		50.936	29.872	41.486			12:23'11.882
2	22.491	36.245	24.817	34.647	1'58.200	208,5	12:25'10.082
3	22.076	35.947	24.659	34.617	1'57.299	207,3	12:27'07.381
4	22.584	36.072	24.904	34.585	1'58.145	201,5	12:29'05.526
5	22.450	36.036	24.842	38.093	2'01.421	202,2	12:31'06.947
6	22.322	35.919	25.457	36.103	1'59.801	207,3	12:33'06.748
7	22.124	36.025	24.709	34.502	1'57.360	205,7	12:35'04.108

16° 84 K. ALOISI (1'57.107)							
Lap	Seg.1	Seg.2	Seg.3	Seg.4	Lap Time	km/h	Local Time
1		49.809	30.076	38.440			12:23'07.511
2	22.653	35.569	24.939	34.697	1'57.858	200,0	12:25'05.369
3	22.856	35.885	24.645	34.707	1'58.093	198,5	12:27'03.462
4	23.127	35.973	24.784	34.503	1'58.387	198,9	12:29'01.849
5	23.365	36.624	26.044	34.987	2'01.020	198,9	12:31'02.869
6	22.527	35.795	24.654	34.131	1'57.107	199,3	12:32'59.976
7	22.520	35.969	24.922	47.978	2'11.389P	198,9	12:35'11.365

23° 7 J. GIMBERT (1'57.347)							
Lap	Seg.1	Seg.2	Seg.3	Seg.4	Lap Time	km/h	Local Time
1		54.770	30.178	41.381			12:23'11.969
2	23.032	36.412	24.982	34.678	1'59.104	205,7	12:25'11.073
3	22.365	36.026	25.027	34.433	1'57.851	209,7	12:27'08.924
4	22.346	35.860	24.817	34.567	1'57.590	206,9	12:29'06.514
5	22.282	36.283	24.770	42.750	2'06.085	203,0	12:31'12.599
6	22.321	35.808	24.677	34.541	1'57.347	202,2	12:33'09.946
7	22.487	35.874	24.748	34.400	1'57.509	203,4	12:35'07.455

17° 78 D. MOGEDA (1'57.144)							
Lap	Seg.1	Seg.2	Seg.3	Seg.4	Lap Time	km/h	Local Time
1		54.436	28.244	44.285		126,0	12:23'16.796
2	22.702	35.878	24.721	34.159	1'57.460	201,1	12:25'14.256
3	22.246	35.874	24.827	34.197	1'57.144	200,7	12:27'11.400
4	22.753	36.458	24.780	34.255	1'58.246	195,7	12:29'09.646
5	22.485	35.700	24.861	34.491	1'57.537	201,5	12:31'07.183
6	22.172	36.179	25.108	34.618	1'58.077	208,5	12:33'05.260
7	22.002	37.947	24.815	34.115	1'58.879	204,9	12:35'04.139

24° 73 J. PEREZ GONZALEZ (1'57.426)							
Lap	Seg.1	Seg.2	Seg.3	Seg.4	Lap Time	km/h	Local Time
1		37.301	26.905	46.666		134,7	12:22'21.343
2	23.394	35.902	25.093	34.544	1'58.933	189,5	12:24'20.276
3	28.612	42.156	26.521	45.885	2'23.174C	190,8	12:26'43.450
4	22.856	35.702	24.915	34.673	1'58.146	193,9	12:28'41.596
5	23.312	36.683	25.765	44.759	2'10.519P	190,5	12:30'52.115
6	43.332	35.438	24.909	34.384	2'18.063P	120,0	12:33'10.178
7	22.443	35.738	24.968	34.277	1'57.426	202,2	12:35'07.604

18° 48 T. BRIANTI (1'57.179)							
Lap	Seg.1	Seg.2	Seg.3	Seg.4	Lap Time	km/h	Local Time
1		49.072	27.513	39.141			12:23'13.301
2	22.649	35.888	24.564	34.495	1'57.596	202,6	12:25'10.897
3	22.191	35.866	24.378	42.786	2'05.221	208,9	12:27'16.118
4	22.600	35.689	24.723	34.167	1'57.179	199,3	12:29'13.297
5	22.524	35.927	24.980	35.333	1'58.764	202,6	12:31'12.061
6	22.344	36.014	24.637	34.811	1'57.806	204,9	12:33'09.867
7	22.357	35.750	24.762	34.454	1'57.323	201,1	12:35'07.190

25° 87 T. KAWAKAMI (1'57.587)							
Lap	Seg.1	Seg.2	Seg.3	Seg.4	Lap Time	km/h	Local Time
1		42.095	28.248	41.246			12:23'12.077
2	22.393	36.063	24.757	34.374	1'57.587	207,3	12:25'09.664

19° 17 K. MEUFFELS (1'57.196)							
Lap	Seg.1	Seg.2	Seg.3	Seg.4	Lap Time	km/h	Local Time
1		42.277	28.854	39.591			12:23'08.757
2	22.743	35.679	24.421	34.353	1'57.196	203,8	12:25'05.953
3	22.642	36.724	25.088	35.601	2'00.055	209,7	12:27'06.008
4	22.110	35.633	24.819	35.844	1'58.406	212,6	12:29'04.414
5	22.244	35.671	25.152	34.618	1'57.685	207,7	12:31'02.099
6	22.805	35.673	24.658	34.563	1'57.699	198,5	12:32'59.798

26° 45 F. MACAN (1'57.692)							
Lap	Seg.1	Seg.2	Seg.3	Seg.4	Lap Time	km/h	Local Time

19/09/2020 P = Pits In/Out - C = Lap Time Cancelled

These data/results cannot be reproduced, stored and/or transmitted in whole or in part by any manner of electronic, mechanical, photocopying, recording, broadcasting or otherwise now known or herein after developed without the previous express consent by the copyright owner, except for reproduction in daily press and regular printed publications on sale to the public within 60 days of the event related to those data/results and always provided that copyright symbol appears together as follows below.

© DORNA WSBK ORGANIZATION Srl 2020



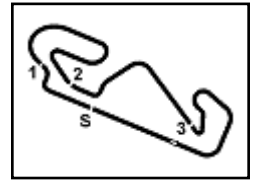
Official Fuel Supplier



Official Tyre Supplier



Official Timekeeper



Acerbis Catalunya Round, 18 - 20 September 2020

Chronological Analysis Tissot Superpole

Circuit de Barcelona 4.627 m

3 / 3

1		43.536	28.275	40.901			12:23'12.045
2	22.797	36.174	25.116	34.704	1'58.791	208,5	12:25'10.836
3	22.494	36.239	25.292	34.664	1'58.689	209,3	12:27'09.525
4	22.507	35.761	24.865	34.559	1'57.692	198,9	12:29'07.217
5	22.439	35.672	24.879	35.744	1'58.734	200,0	12:31'05.951
6	22.990	36.037	25.222	34.905	1'59.154	197,8	12:33'05.105
7	22.337	35.835	24.987	34.650	1'57.809	202,6	12:35'02.914

27° 75 F. PEREZ CASAS (1'57.783)							
Lap	Seg.1	Seg.2	Seg.3	Seg.4	Lap Time	km/h	Local Time
1		53.134	28.683	41.629			12:23'07.749
2	22.606	36.026	24.929	34.635	1'58.196	204,9	12:25'05.945
3	22.561	36.031	25.032	34.588	1'58.212	212,2	12:27'04.157
4	22.776	35.726	24.926	34.355	1'57.783	201,5	12:29'01.940
5	22.466	37.454	25.711	38.908	2'04.539	208,9	12:31'06.479
6	22.629	35.998	25.326	34.750	1'58.703C	204,9	12:33'05.182
7	22.587	36.268	24.845	34.161	1'57.861	200,0	12:35'03.043

28° 83 M. KAWAKAMI (1'57.786)							
Lap	Seg.1	Seg.2	Seg.3	Seg.4	Lap Time	km/h	Local Time
1		41.169	28.110	38.143			12:23'10.302
2	22.544	35.925	24.893	34.638	1'58.000	206,5	12:25'08.302
3	22.580	35.804	24.651	43.129	2'06.164C	203,8	12:27'14.466
4	23.051	36.144	24.817	34.476	1'58.488	192,5	12:29'12.954
5	23.010	35.955	24.879	34.614	1'58.458C	194,6	12:31'11.412
6	22.764	35.957	24.784	34.764	1'58.269	196,4	12:33'09.681
7	22.824	35.916	24.901	34.145	1'57.786	198,2	12:35'07.467

29° 52 O. KONIG (1'58.322)							
Lap	Seg.1	Seg.2	Seg.3	Seg.4	Lap Time	km/h	Local Time
1		45.927	28.982	41.235		71,1	12:23'12.141
2	22.523	36.131	25.022	34.646	1'58.322	209,3	12:25'10.463

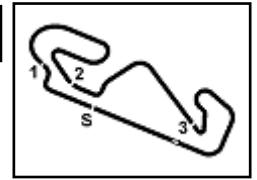
30° 42 I. GARCIA ABELLA (1'58.825)							
Lap	Seg.1	Seg.2	Seg.3	Seg.4	Lap Time	km/h	Local Time
1		42.014	26.239	38.219		73,2	12:22'42.710
2	23.276	36.682	25.208	35.319	2'00.485	192,9	12:24'43.195
3	23.028	36.255	25.190	34.934	1'59.407	193,5	12:26'42.602
4	22.954	36.138	25.100	35.889	2'00.081	192,5	12:28'42.683
5	22.899	36.141	25.117	34.818	1'58.975	194,2	12:30'41.658
6	22.881	36.062	25.086	34.796	1'58.825	194,2	12:32'40.483
7	22.883	36.057	25.466	37.851	2'02.257	193,2	12:34'42.740
8	22.934	36.106	25.193	36.224	2'00.457	193,2	12:36'43.197

19/09/2020 P = Pits In/Out - C = Lap Time Cancelled

These data/results cannot be reproduced, stored and/or transmitted in whole or in part by any manner of electronic, mechanical, photocopying, recording, broadcasting or otherwise now known or herein after developed without the previous express consent by the copyright owner, except for reproduction in daily press and regular printed publications on sale to the public within 60 days of the event related to those data/results and always provided that copyright symbol appears together as follows below.

© DORNA WSBK ORGANIZATION Srl 2020





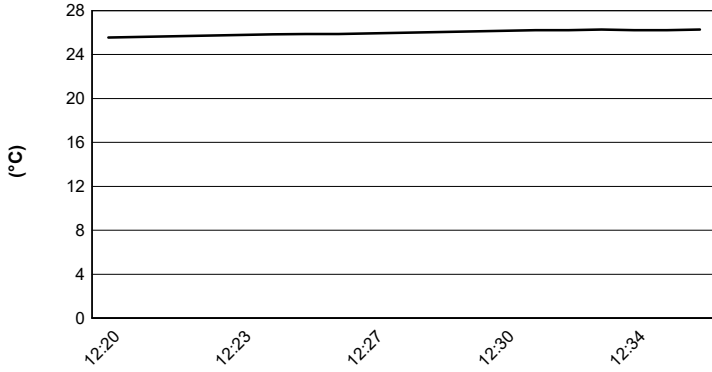
Circuit de Barcelona 4.627 m

Acerbis Catalunya Round, 18 - 20 September 2020

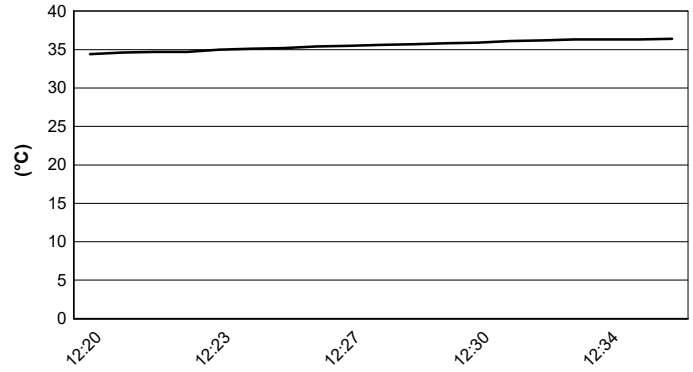
Weather Report Tissot Superpole

Session started 12:20 - Session ended 12:37

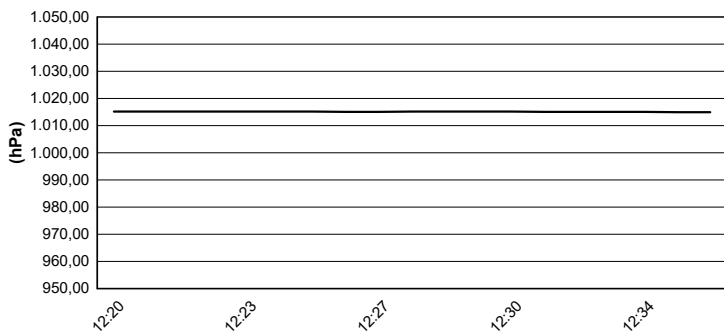
Air Temperature



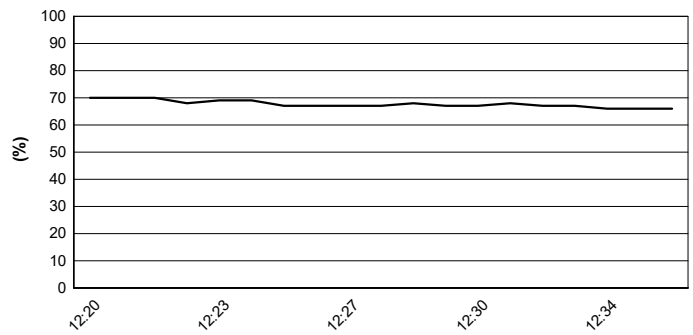
Track Temperature



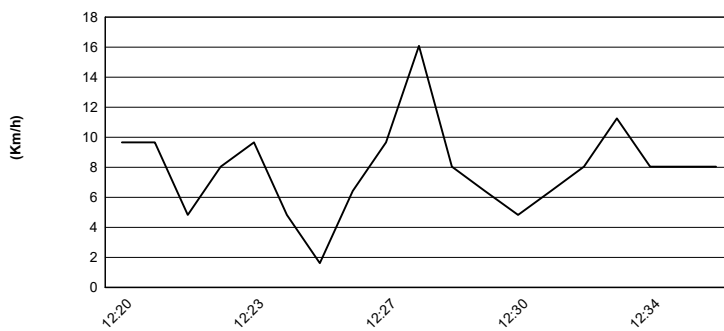
Air Pressure



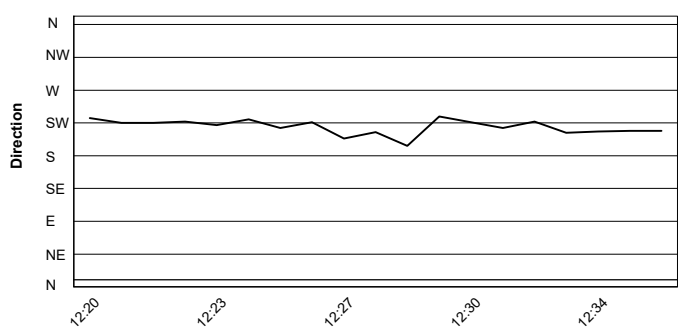
Humidity



Wind Speed



Wind Direction



19/09/2020

These data/results cannot be reproduced, stored and/or transmitted in whole or in part by any manner of electronic, mechanical, photocopying, recording, broadcasting or otherwise now known or herein after developed without the previous express consent by the copyright owner, except for reproduction in daily press and regular printed publications on sale to the public within 60 days of the event related to those data/results and always provided that copyright symbol appears together as follows below.

© DORNA WSBK ORGANIZATION Srl 2020



Official Fuel Supplier

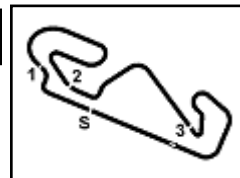


FICR PERUGIA TIMING

Official Tyre Supplier



Official Timekeeper



Acerbis Catalunya Round, 18 - 20 September 2020

Tissot Superpole Ranking

Circuit de Barcelona 4.627 m

	2017	2018	2019	2020
01 Jerez	Garcia (Esp) Yam 1'54.947 (138,5 Km/h)		Steeman (Ned) Ktm 1'52.199 (141,9 Km/h)	Kawakami (Bra) Yam 1'52.265 (141,8 Km/h)
02 Portimão	Coppola (Ita) Yam 2'00.128 (137,6 Km/h)	Edwards (Aus) Kaw 1'56.877 (141,4 Km/h)	Gonzalez (Esp) Kaw 1'55.345 (143,3 Km/h)	Okaya (Jpn) Kaw 1'56.406 (142,0 Km/h)
03 Aragón 1	Deroue (Ned) Kaw 2'12.712 (137,7 Km/h)	Perez (Esp) Kaw 2'07.938 (142,9 Km/h)	Gonzalez (Esp) Kaw 2'06.938 (144,0 Km/h)	Buis (Ned) Kaw 2'06.450 (144,5 Km/h)
04 Aragón 2				Sofuoglu (Tur) Yam 2'05.739 (145,4 Km/h)
05 Barcelona				Booth-Amos (Gbr) Kaw 1'56.227 (143,3 Km/h)
06 Magny-Cours	Muel (Fra) Yam 2'16.866 (116,0 Km/h)	Deroue (Ned) Kaw 1'54.034 (139,3 Km/h)	Deroue (Ned) Kaw 2'01.155 (131,1 Km/h)	
07 Estoril				

2020

- 1 M. Kawakami
- 1 Y. Okaya
- 1 J. Buis
- 1 B. Sofuoglu
- 1 **T. Booth-Amos**

ALL TIMES

- 5 M. Perez
- 3 A. Carrasco
- 3 A. Coppola
- 3 S. Deroue
- 3 M. Gonzalez
- 3 G. Hendra Pratama
- 1 **T. Booth-Amos**
- 1 J. Buis
- 1 T. Edwards
- 1 M. Garcia
- 1 T. Kawakami
- 1 M. Kawakami
- 1 A. Muel
- 1 Y. Okaya
- 1 B. Sanchez
- 1 B. Sofuoglu
- 1 V. Steeman

19/09/2020

These data/results cannot be reproduced, stored and/or transmitted in whole or in part by any manner of electronic, mechanical, photocopying, recording, broadcasting or otherwise now known or herein after developed without the previous express consent by the copyright owner, except for reproduction in daily press and regular printed publications on sale to the public within 60 days of the event related to those data/results and always provided that copyright symbol appears together as follows below.

© DORNA WSBK ORGANIZATION Srl 2020



Official Fuel Supplier

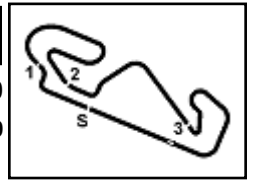


PIRELLI

Official Tyre Supplier



Official Timekeeper



Acerbis Catalunya Round, 18 - 20 September 2020

Tissot Superpole Award

Circuit de Barcelona 4.627 m

	Points	Points From First	Points From Previous	August 2 JEREZ	August 9 PORTIMÃO	August 30 ARAGON	September 6 TERUEL	September 20 BARCELONA	October 4 MAGNY-COURS	October 18 ESTORIL											
1 OKAYA Yuta (JPN)	26				12		5	9													
2 BUIS Jeffrey (NED)	23	3			4	12	7														
3 KAWAKAMI Meikon (BRA)	21	5	2	12	3	6															
4 IERACI Bruno (ITA)	21	5	0	7		5	3	6													
5 PEREZ Mika (ESP)	19	7	2	4	7	2	6														
6 ORRADRE Unai (ESP)	18	8	1	9		4		5													
7 BOOTH-AMOS Tom (GBR)	16	10	2				4	12													
8 SOFUOGLU Bahattin (TUR)	14	12	2	2			12														
9 DE CANCELLIS Hugo (FRA)	14	12	0	5			9														
10 BRIANTI Thomas (ITA)	14	12	0	3	6	3	2														
11 MEUFFELS Koen (NED)	11	15	3		2	9															
12 CARRASCO Ana (ESP)	11	15	0	6	5																
13 DEROUE Scott (NED)	9	17	2		9																
14 GRASSIA Paolo (ITA)	7	19	2					7													
15 KAWAKAMI Ton (BRA)	7	19	0			7															
16 KROH Alan (GER)	4	22	3					4													
17 HEREDIA Angel (ESP)	3	23	1					3													
18 GARCIA Marc (ESP)	2	24	1					2													
19 HUERTAS Adrian (ESP)	1	25	1					1													
20 SALAC Filip (CZE)	1	25	0				1														
21 BERCOT Tom (FRA)	1	25	0			1															
22 KONIG Oliver (CZE)	1	25	0		1																
23 KALININ Nick (UKR)	1	25	0	1																	

19/09/2020 Odd points columns: Tissot Superpole Even points columns: Tissot Superpole Race

These data/results cannot be reproduced, stored and/or transmitted in whole or in part by any manner of electronic, mechanical, photocopying, recording, broadcasting or otherwise now known or herein after developed without the previous express consent by the copyright owner, except for reproduction in daily press and regular printed publications on sale to the public within 60 days of the event related to those data/results and always provided that copyright symbol appears together as follows below.

© DORNA WSBK ORGANIZATION Srl 2020

