

## Acerbis Catalunya Round, 18 - 20 September 2020

### Results Warm Up

Circuit de Barcelona 4.627 m  
1 / 2

No.	Rider	Nat	Team	Bike	Class	Time	Gap	Rel.	Laps	Speed	
										Avg	Max
1	95 S. DEROUE	NED	MTM Kawasaki MOTOPOST	Kawasaki Ninja 400	B	<b>1'55.189</b>			7	144,608	<b>213,0</b>
2	17 K. MEUFFELS	NED	MTM Kawasaki MOTOPOST	Kawasaki Ninja 400	A	<b>1'55.437</b>	0.248	0.248	7	144,297	<b>212,6</b>
3	69 T. BOOTH-AMOS	GBR	RT Motorsports by SKM - Kawasaki	Kawasaki Ninja 400	B	<b>1'55.543</b>	0.354	0.106	7	144,165	<b>212,6</b>
4	6 J. BUIS	NED	MTM Kawasaki MOTOPOST	Kawasaki Ninja 400	A	<b>1'55.611</b>	0.422	0.068	7	144,080	<b>209,7</b>
5	88 B. IERACI	ITA	Kawasaki GP Project	Kawasaki Ninja 400	A	<b>1'55.754</b>	0.565	0.143	7	143,902	<b>212,2</b>
6	22 N. KALININ	UKR	Battley-RT Motorsports by SKM-Kawasaki	Kawasaki Ninja 400	A	<b>1'55.844</b>	0.655	0.090	7	143,790	<b>213,0</b>
7	58 I. IGLESIAS BRAVO	ESP	Scuderia Maranga Racing	Kawasaki Ninja 400	B	<b>1'55.862</b>	0.673	0.018	7	143,768	<b>214,3</b>
8	78 D. MOGEDA	ESP	OUTDO Kawasaki TPR	Kawasaki Ninja 400	A	<b>1'55.869</b>	0.680	0.007	7	143,759	<b>210,5</b>
9	83 M. KAWAKAMI	BRA	Team Brasil AD 78	Yamaha YZF-R3	B	<b>1'55.907</b>	0.718	0.038	7	143,712	<b>214,7</b>
10	48 T. BRIANTI	ITA	Prodina Ircos Team WorldSSP300	Kawasaki Ninja 400	B	<b>1'55.965</b>	0.776	0.058	7	143,640	<b>212,2</b>
11	64 H. DE CANCELLIS	FRA	Team TRASIMENO	Yamaha YZF-R3	B	<b>1'55.992</b>	0.803	0.027	7	143,606	<b>209,7</b>
12	54 B. SOFUOGLU	TUR	Biblion Motoxrcing Yamaha WorldSSP300	Yamaha YZF-R3	B	<b>1'56.054</b>	0.865	0.062	7	143,530	<b>210,9</b>
13	9 P. GRASSIA	ITA	Team CHIODO Moto Racing	Kawasaki Ninja 400	A	<b>1'56.141</b>	0.952	0.087	7	143,422	<b>204,9</b>
14	87 T. KAWAKAMI	BRA	Yamaha MS Racing	Yamaha YZF-R3	B	<b>1'56.244</b>	1.055	0.103	7	143,295	<b>207,3</b>
15	2 A. CARRION	ESP	Smrz Racing - Willi Race	Kawasaki Ninja 400	A	<b>1'56.282</b>	1.093	0.038	7	143,248	<b>207,7</b>
16	99 A. HUERTAS	ESP	ProGP Racing	Yamaha YZF-R3	B	<b>1'56.317</b>	1.128	0.035	6	143,205	<b>204,2</b>
17	61 Y. OKAYA	JPN	MTM Kawasaki MOTOPOST	Kawasaki Ninja 400	B	<b>1'56.395</b>	1.206	0.078	7	143,109	<b>202,6</b>
18	8 M. PEREZ	ESP	Prodina Ircos Team WorldSSP300	Kawasaki Ninja 400	A	<b>1'56.447</b>	1.258	0.052	7	143,045	<b>211,4</b>
19	73 J. PEREZ GONZALEZ	ESP	Machado Came SBK	Yamaha YZF-R3	B	<b>1'56.628</b>	1.439	0.181	7	142,823	<b>202,2</b>
20	84 K. ALOISI	ITA	ProGP Racing	Yamaha YZF-R3	A	<b>1'56.678</b>	1.489	0.050	7	142,762	<b>203,8</b>
21	46 S. DI SORA	FRA	Leader Team Flembbo	Kawasaki Ninja 400	A	<b>1'56.704</b>	1.515	0.026	7	142,730	<b>204,5</b>
22	85 K. SABATUCCI	ITA	Kawasaki GP Project	Kawasaki Ninja 400	B	<b>1'56.711</b>	1.522	0.007	7	142,722	<b>214,3</b>
23	15 A. COPPOLA	ITA	Kawasaki GP Project	Kawasaki Ninja 400	B	<b>1'57.010</b>	1.821	0.299	6	142,357	<b>211,8</b>
24	75 F. PEREZ CASAS	ESP	ETG Racing	Yamaha YZF-R3	B	<b>1'57.046</b>	1.857	0.036	7	142,313	<b>207,3</b>
25	10 U. ORRADRE	ESP	Yamaha MS Racing	Yamaha YZF-R3	A	<b>1'57.154</b>	1.965	0.108	6	142,182	<b>200,0</b>
26	25 A. KROH	GER	Yamaha MS Racing	Yamaha YZF-R3	A	<b>1'57.271</b>	2.082	0.117	4	142,040	<b>203,8</b>
27	81 A. HEREDIA	ESP	DEZA-ISMABON Racing Team	Kawasaki Ninja 400	B	<b>1'57.399</b>	2.210	0.128	6	141,885	<b>207,7</b>
28	26 M. GENNAI	ITA	Team BrCorse	Yamaha YZF-R3	A	<b>1'57.668</b>	2.479	0.269	7	141,561	
29	80 G. MASTROLUCA	ITA	GP Project	Kawasaki Ninja 400	B	<b>1'57.775</b>	2.586	0.107	7	141,432	<b>207,3</b>
30	43 M. GARCIA	ESP	2R Racing	Kawasaki Ninja 400	A	<b>1'57.793</b>	2.604	0.018	6	141,411	<b>196,7</b>
31	45 F. MACAN	BRA	Team Brasil AD 78	Yamaha YZF-R3	A	<b>1'58.071</b>	2.882	0.278	7	141,078	<b>198,9</b>
32	27 F. ROVELLI	ITA	Kawasaki ParkinGO Team	Kawasaki Ninja 400	A	<b>1'58.085</b>	2.896	0.014	6	141,061	<b>201,5</b>
33	7 J. GIMBERT	FRA	GP Project	Kawasaki Ninja 400	A	<b>1'58.184</b>	2.995	0.099	2	140,943	<b>212,6</b>
34	42 I. GARCIA ABELLA	ESP	Alarxa Team Pons	Kawasaki Ninja 400	A	<b>1'58.432</b>	3.243	0.248	7	140,648	<b>206,5</b>
35	19 V. RODRIGUEZ NUNEZ	ESP	EAB Ten Kate Racing	Yamaha YZF-R3	A	<b>1'58.715</b>	3.526	0.283	7	140,313	<b>200,4</b>

AIR	Humidity:	77%	Temp:	20°C
TRACK	Condition:	Dry	Temp:	22°C

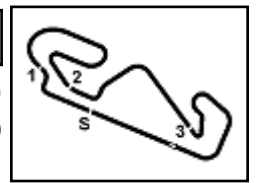
Records	Pole (SP)	2020 T.Booth-Amos	1'56.227	143,320	Km/h
	Race (RC1)	2020 J.Buis	2'07.258	130,890	Km/h
	All Times (SP)	2020 T.Booth-Amos	1'56.227	143,320	Km/h

Start 20/09/2020 09:50 End 10:07 The results are provisional until the end of the time limit for protests and appeals and the completion of the technical checks.

These data/results cannot be reproduced, stored and/or transmitted in whole or in part by any manner of electronic, mechanical, photocopying, recording, broadcasting or otherwise now known or herein after developed without the previous express consent by the copyright owner, except for reproduction in daily press and regular printed publications on sale to the public within 60 days of the event related to those data/results and always provided that copyright symbol appears together as follows below.

© DORNA WSBK ORGANIZATION Srl 2020





## Acerbis Catalunya Round, 18 - 20 September 2020

### Results Warm Up

Circuit de Barcelona 4.627 m  
2 / 2

#### Session Highlights

Local Time	No. Rider	Description
09.50.00		Start
09.52.58	26 M. GENNAI	Check Transponder
09.54.24	27 F. ROVELLI	Current Lap Cancelled - Exceeded Track Limits - Turn 2
09.54.59	61 Y. OKAYA	Lap Cancelled (1'58.339) - Exceeded Track Limits - Turn 13
09.56.37	99 A. HUERTAS	Current Lap Cancelled - Exceeded Track Limits - Turn 2
09.57.41	19 V. RODRIGUEZ NUNEZ	Lap Cancelled (2'01.035) - Exceeded Track Limits - Turn 9
09.57.46	2 A. CARRION	Lap Cancelled (1'56.075) - Exceeded Track Limits - Turn 9
09.57.54	42 I. GARCIA ABELLA	Lap Cancelled (1'59.032) - Exceeded Track Limits - Turn 14
09.58.04	7 J. GIMBERT	Crashed - Turn 8
09.59.31	84 K. ALOISI	Lap Cancelled (1'58.678) - Exceeded Track Limits - Turn 14
09.59.45	7 J. GIMBERT	Lap Cancelled (1'57.736) - Exceeded Track Limits - Turn 14
10.02.01	25 A. KROH	Crashed - Turn 3
10.02.56	26 M. GENNAI	Lap Cancelled (1'57.199) - Exceeded Track Limits - Turn 14
10.03.27	10 U. ORRADRE	Lap Cancelled (1'57.990) - Exceeded Track Limits - Turn 14
10.03.31	73 J. PEREZ GONZALEZ	Stop - Technical Problem
10.03.46	81 A. HEREDIA	Lap Cancelled (1'59.350) - Exceeded Track Limits - Turn 13
10.04.32	8 M. PEREZ	Current Lap Cancelled - Exceeded Track Limits - Turn 2
10.04.35	27 F. ROVELLI	Crashed - Turn 2
10.05.58	83 M. KAWAKAMI	Current Lap Cancelled - Exceeded Track Limits - Turn 13
10.07.04	2 A. CARRION	Lap Cancelled (1'56.251) - Exceeded Track Limits - Turn 13
10.07.34	58 I. IGLESIAS BRAVO	Lap Cancelled (1'57.934) - Exceeded Track Limits - Turn 13
10.07.56		End Of Session

#### Fastest Laps Sequence

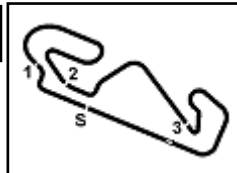
No.	Rider	Nat	Team	Bike	Local Time	Time	Gap	Avg
27	F. ROVELLI	ITA	Kawasaki ParkinGO Team	Kawasaki Ninja 400	09:54'03.243	<b>2'00.118</b>		138,674
19	V. RODRIGUEZ NUNEZ	ESP	EAB Ten Kate Racing	Yamaha YZF-R3	09:54'03.296	<b>1'58.747</b>	-1.371	140,275
46	S. DI SORA	FRA	Leader Team Flembbo	Kawasaki Ninja 400	09:54'18.016	<b>1'58.219</b>	-0.528	140,901
6	J. BUIS	NED	MTM Kawasaki MOTOPOST	Kawasaki Ninja 400	09:54'21.005	<b>1'57.115</b>	-1.104	142,229
69	T. BOOTH-AMOS	GBR	RT Motorsports by SKM - Kawasaki	Kawasaki Ninja 400	09:54'21.124	<b>1'56.820</b>	-0.295	142,589
95	S. DEROUE	NED	MTM Kawasaki MOTOPOST	Kawasaki Ninja 400	09:54'23.691	<b>1'56.747</b>	-0.073	142,678
69	T. BOOTH-AMOS	GBR	RT Motorsports by SKM - Kawasaki	Kawasaki Ninja 400	09:56'17.150	<b>1'56.026</b>	-0.721	143,564
64	H. DE CANCELLIS	FRA	Team TRASIMENO	Yamaha YZF-R3	09:58'19.216	<b>1'55.992</b>	-0.034	143,606
6	J. BUIS	NED	MTM Kawasaki MOTOPOST	Kawasaki Ninja 400	10:00'12.382	<b>1'55.879</b>	-0.113	143,746
69	T. BOOTH-AMOS	GBR	RT Motorsports by SKM - Kawasaki	Kawasaki Ninja 400	10:00'12.635	<b>1'55.642</b>	-0.237	144,041
17	K. MEUFFELS	NED	MTM Kawasaki MOTOPOST	Kawasaki Ninja 400	10:00'12.767	<b>1'55.437</b>	-0.205	144,297
95	S. DEROUE	NED	MTM Kawasaki MOTOPOST	Kawasaki Ninja 400	10:02'09.752	<b>1'55.189</b>	-0.248	144,608

20/09/2020 Start 09:50 End 10:07 The results are provisional until the end of the time limit for protests and appeals and the completion of the technical checks.

These data/results cannot be reproduced, stored and/or transmitted in whole or in part by any manner of electronic, mechanical, photocopying, recording, broadcasting or otherwise now known or herein after developed without the previous express consent by the copyright owner, except for reproduction in daily press and regular printed publications on sale to the public within 60 days of the event related to those data/results and always provided that copyright symbol appears together as follows below.

© DORNA WSBK ORGANIZATION Srl 2020





## Acerbis Catalunya Round, 18 - 20 September 2020

### Best Sectors & Speed Warm Up

Circuit de Barcelona 4.627 m

BEST LAP		
1	95 S. DEROUE	Kawasaki Ninja 400 1'55.189
2	17 K. MEUFFELS	Kawasaki Ninja 400 1'55.437
3	69 T. BOOTH-AMOS	Kawasaki Ninja 400 1'55.543
4	6 J. BUIS	Kawasaki Ninja 400 1'55.611
5	88 B. IERACI	Kawasaki Ninja 400 1'55.754
6	22 N. KALININ	Kawasaki Ninja 400 1'55.844
7	58 I. IGLESIAS BRAVO	Kawasaki Ninja 400 1'55.862
8	78 D. MOGEDA	Kawasaki Ninja 400 1'55.869
9	83 M. KAWAKAMI	Yamaha YZF-R3 1'55.907
10	48 T. BRIANTI	Kawasaki Ninja 400 1'55.965
11	64 H. DE CANCELLIS	Yamaha YZF-R3 1'55.992
12	54 B. SOFUOGLU	Yamaha YZF-R3 1'56.054
13	9 P. GRASSIA	Kawasaki Ninja 400 1'56.141
14	87 T. KAWAKAMI	Yamaha YZF-R3 1'56.244
15	2 A. CARRION	Kawasaki Ninja 400 1'56.282
16	99 A. HUERTAS	Yamaha YZF-R3 1'56.317
17	61 Y. OKAYA	Kawasaki Ninja 400 1'56.395
18	8 M. PEREZ	Kawasaki Ninja 400 1'56.447
19	73 J. PEREZ GONZALEZ	Yamaha YZF-R3 1'56.628
20	84 K. ALOISI	Yamaha YZF-R3 1'56.678
21	46 S. DI SORA	Kawasaki Ninja 400 1'56.704
22	85 K. SABATUCCI	Kawasaki Ninja 400 1'56.711
23	15 A. COPPOLA	Kawasaki Ninja 400 1'57.010
24	75 F. PEREZ CASAS	Yamaha YZF-R3 1'57.046
25	10 U. ORRADRE	Yamaha YZF-R3 1'57.154
26	25 A. KROH	Yamaha YZF-R3 1'57.271
27	81 A. HEREDIA	Kawasaki Ninja 400 1'57.399
28	26 M. GENNAI	Yamaha YZF-R3 1'57.668
29	80 G. MASTROLUCA	Kawasaki Ninja 400 1'57.775
30	43 M. GARCIA	Kawasaki Ninja 400 1'57.793
31	45 F. MACAN	Yamaha YZF-R3 1'58.071
32	27 F. ROVELLI	Kawasaki Ninja 400 1'58.085
33	7 J. GIMBERT	Kawasaki Ninja 400 1'58.184
34	42 I. GARCIA ABELLA	Kawasaki Ninja 400 1'58.432
35	19 V. RODRIGUEZ NUNEZ	Yamaha YZF-R3 1'58.715

SPEED		
1	83 M. KAWAKAMI	Yamaha YZF-R3 214,7
2	58 I. IGLESIAS BRAVO	Kawasaki Ninja 400 214,3
3	85 K. SABATUCCI	Kawasaki Ninja 400 214,3
4	95 S. DEROUE	Kawasaki Ninja 400 213,0
5	22 N. KALININ	Kawasaki Ninja 400 213,0
6	17 K. MEUFFELS	Kawasaki Ninja 400 212,6
7	69 T. BOOTH-AMOS	Kawasaki Ninja 400 212,6
8	7 J. GIMBERT	Kawasaki Ninja 400 212,6
9	88 B. IERACI	Kawasaki Ninja 400 212,2
10	48 T. BRIANTI	Kawasaki Ninja 400 212,2
11	15 A. COPPOLA	Kawasaki Ninja 400 211,8
12	8 M. PEREZ	Kawasaki Ninja 400 211,4
13	54 B. SOFUOGLU	Yamaha YZF-R3 210,9
14	78 D. MOGEDA	Kawasaki Ninja 400 210,5
15	6 J. BUIS	Kawasaki Ninja 400 209,7
16	64 H. DE CANCELLIS	Yamaha YZF-R3 209,7
17	2 A. CARRION	Kawasaki Ninja 400 207,7
18	81 A. HEREDIA	Kawasaki Ninja 400 207,7
19	80 G. MASTROLUCA	Kawasaki Ninja 400 207,3
20	75 F. PEREZ CASAS	Yamaha YZF-R3 207,3
21	87 T. KAWAKAMI	Yamaha YZF-R3 207,3
22	42 I. GARCIA ABELLA	Kawasaki Ninja 400 206,5
23	9 P. GRASSIA	Kawasaki Ninja 400 204,9
24	46 S. DI SORA	Kawasaki Ninja 400 204,5
25	99 A. HUERTAS	Yamaha YZF-R3 204,2
26	84 K. ALOISI	Yamaha YZF-R3 203,8
27	25 A. KROH	Yamaha YZF-R3 203,8
28	61 Y. OKAYA	Kawasaki Ninja 400 202,6
29	73 J. PEREZ GONZALEZ	Yamaha YZF-R3 202,2
30	27 F. ROVELLI	Kawasaki Ninja 400 201,5
31	19 V. RODRIGUEZ NUNEZ	Yamaha YZF-R3 200,4
32	10 U. ORRADRE	Yamaha YZF-R3 200,0
33	45 F. MACAN	Yamaha YZF-R3 198,9
34	43 M. GARCIA	Kawasaki Ninja 400 196,7

SEG. 1			SEG. 2			SEG. 3			SEG. 4		
1	48 T. BRIANTI	21.712	1	95 S. DEROUE	35.226	1	69 T. BOOTH-AMOS	24.327	1	69 T. BOOTH-AMOS	33.609
2	88 B. IERACI	21.735	2	6 J. BUIS	35.227	2	17 K. MEUFFELS	24.330	2	6 J. BUIS	33.702
3	87 T. KAWAKAMI	21.774	3	58 I. IGLESIAS BRAVO	35.279	3	58 I. IGLESIAS BRAVO	24.353	3	17 K. MEUFFELS	33.738
4	83 M. KAWAKAMI	21.807	4	69 T. BOOTH-AMOS	35.282	4	2 A. CARRION	24.353	4	95 S. DEROUE	33.743
5	95 S. DEROUE	21.808	5	17 K. MEUFFELS	35.284	5	95 S. DEROUE	24.355	5	54 B. SOFUOGLU	33.783
6	64 H. DE CANCELLIS	21.811	6	88 B. IERACI	35.292	6	83 M. KAWAKAMI	24.398	6	58 I. IGLESIAS BRAVO	33.794
7	69 T. BOOTH-AMOS	21.818	7	54 B. SOFUOGLU	35.295	7	22 N. KALININ	24.404	7	61 Y. OKAYA	33.812
8	58 I. IGLESIAS BRAVO	21.859	8	9 P. GRASSIA	35.304	8	6 J. BUIS	24.406	8	73 J. PEREZ GONZALEZ	33.822
9	54 B. SOFUOGLU	21.864	9	78 D. MOGEDA	35.305	9	87 T. KAWAKAMI	24.408	9	78 D. MOGEDA	33.839
10	6 J. BUIS	21.877	10	64 H. DE CANCELLIS	35.402	10	9 P. GRASSIA	24.424	10	9 P. GRASSIA	33.874
11	2 A. CARRION	21.923	11	99 A. HUERTAS	35.411	11	84 K. ALOISI	24.440	11	88 B. IERACI	33.914
12	46 S. DI SORA	21.960	12	87 T. KAWAKAMI	35.423	12	85 K. SABATUCCI	24.441	12	84 K. ALOISI	33.928
13	78 D. MOGEDA	21.966	13	22 N. KALININ	35.425	13	99 A. HUERTAS	24.442	13	22 N. KALININ	33.934
14	8 M. PEREZ	21.998	14	61 Y. OKAYA	35.431	14	78 D. MOGEDA	24.460	14	25 A. KROH	33.969
15	17 K. MEUFFELS	22.001	15	84 K. ALOISI	35.431	15	61 Y. OKAYA	24.475	15	64 H. DE CANCELLIS	33.999
16	99 A. HUERTAS	22.012	16	2 A. CARRION	35.462	16	46 S. DI SORA	24.494	16	87 T. KAWAKAMI	34.002
17	75 F. PEREZ CASAS	22.038	17	73 J. PEREZ GONZALEZ	35.477	17	54 B. SOFUOGLU	24.498	17	99 A. HUERTAS	34.004
18	81 A. HEREDIA	22.045	18	48 T. BRIANTI	35.497	18	64 H. DE CANCELLIS	24.507	18	83 M. KAWAKAMI	34.005
19	22 N. KALININ	22.067	19	81 A. HEREDIA	35.502	19	88 B. IERACI	24.511	19	46 S. DI SORA	34.025
20	85 K. SABATUCCI	22.097	20	46 S. DI SORA	35.503	20	25 A. KROH	24.526	20	10 U. ORRADRE	34.031
21	61 Y. OKAYA	22.153	21	83 M. KAWAKAMI	35.539	21	48 T. BRIANTI	24.531	21	2 A. CARRION	34.082
22	15 A. COPPOLA	22.235	22	8 M. PEREZ	35.543	22	8 M. PEREZ	24.560	22	15 A. COPPOLA	34.088
23	7 J. GIMBERT	22.243	23	75 F. PEREZ CASAS	35.655	23	73 J. PEREZ GONZALEZ	24.644	23	8 M. PEREZ	34.095
24	73 J. PEREZ GONZALEZ	22.245	24	10 U. ORRADRE	35.661	24	7 J. GIMBERT	24.678	24	48 T. BRIANTI	34.097
25	9 P. GRASSIA	22.246	25	43 M. GARCIA	35.686	25	75 F. PEREZ CASAS	24.713	25	85 K. SABATUCCI	34.102
26	27 F. ROVELLI	22.278	26	7 J. GIMBERT	35.705	26	15 A. COPPOLA	24.760	26	75 F. PEREZ CASAS	34.346
27	10 U. ORRADRE	22.344	27	85 K. SABATUCCI	35.721	27	81 A. HEREDIA	24.764	27	43 M. GARCIA	34.387
28	84 K. ALOISI	22.366	28	80 G. MASTROLUCA	35.722	28	80 G. MASTROLUCA	24.773	28	27 F. ROVELLI	34.464
29	80 G. MASTROLUCA	22.383	29	15 A. COPPOLA	35.773	29	10 U. ORRADRE	24.907	29	80 G. MASTROLUCA	34.527
30	25 A. KROH	22.433	30	42 I. GARCIA ABELLA	35.814	30	43 M. GARCIA	24.916	30	19 V. RODRIGUEZ NUNEZ	34.531
31	45 F. MACAN	22.501	31	25 A. KROH	35.833	31	19 V. RODRIGUEZ NUNEZ	24.926	31	81 A. HEREDIA	34.544
32	42 I. GARCIA ABELLA	22.505	32	45 F. MACAN	35.913	32	42 I. GARCIA ABELLA	24.951	32	45 F. MACAN	34.555
33	19 V. RODRIGUEZ NUNEZ	22.642	33	19 V. RODRIGUEZ NUNEZ	36.023	33	45 F. MACAN	25.049	33	7 J. GIMBERT	34.607
34	43 M. GARCIA	22.654	34	27 F. ROVELLI	36.025	34	27 F. ROVELLI	25.060	34	42 I. GARCIA ABELLA	34.838

20/09/2020

These data/results cannot be reproduced, stored and/or transmitted in whole or in part by any manner of electronic, mechanical, photocopying, recording, broadcasting or otherwise now known or herein after developed without the previous express consent by the copyright owner, except for reproduction in daily press and regular printed publications on sale to the public within 60 days of the event related to those data/results and always provided that copyright symbol appears together as follows below.

© DORNA WSBK ORGANIZATION Srl 2020



Official Fuel Supplier

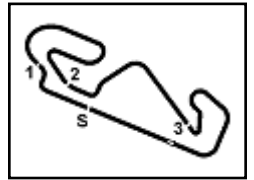


FICR PERUGIA TIMING

Official Tyre Supplier



Official Timekeeper



Circuit de Barcelona 4.627 m  
1 / 2

## Acerbis Catalunya Round, 18 - 20 September 2020

### Ideal Times Warm Up

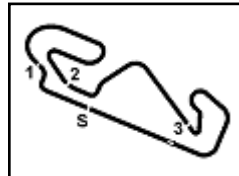
No.	Rider	Nat	Bike	Seg. 1	Seg. 2	Seg. 3	Seg. 4	Ideal Time		
				Diff. 1	Diff. 2	Diff. 3	Diff. 4	Best Lap	Pos.	Diff.
1	<b>69 T. BOOTH-AMOS</b>	GBR	Kawasaki Ninja 400	21.818 +0.391	35.282 +0.052	24.327 +0.064	33.609	<b>1'55.036</b> 1'55.543	3	0.507
2	<b>95 S. DEROUE</b>	NED	Kawasaki Ninja 400	21.808	35.226	24.355 +0.057	33.743	<b>1'55.132</b> 1'55.189	1	0.057
3	<b>6 J. BUIS</b>	NED	Kawasaki Ninja 400	21.877	35.227 +0.288	24.406 +0.111	33.702	<b>1'55.212</b> 1'55.611	4	0.399
4	<b>58 I. IGLESIAS BRAVO</b>	ESP	Kawasaki Ninja 400	21.859 +0.324	35.279	24.353 +0.253	33.794	<b>1'55.285</b> 1'55.862	7	0.577
5	<b>17 K. MEUFFELS</b>	NED	Kawasaki Ninja 400	22.001	35.284	24.330	33.738 +0.084	<b>1'55.353</b> 1'55.437	2	0.084
6	<b>54 B. SOFUOGLU</b>	TUR	Yamaha YZF-R3	21.864 +0.260	35.295	24.498 +0.006	33.783 +0.348	<b>1'55.440</b> 1'56.054	12	0.614
7	<b>88 B. IERACI</b>	ITA	Kawasaki Ninja 400	21.735	35.292 +0.121	24.511 +0.181	33.914	<b>1'55.452</b> 1'55.754	5	0.302
8	<b>78 D. MOGEDA</b>	ESP	Kawasaki Ninja 400	21.966	35.305 +0.299	24.460	33.839	<b>1'55.570</b> 1'55.869	8	0.299
9	<b>87 T. KAWAKAMI</b>	BRA	Yamaha YZF-R3	21.774 +0.493	35.423	24.408	34.002 +0.144	<b>1'55.607</b> 1'56.244	14	0.637
10	<b>64 H. DE CANCELLIS</b>	FRA	Yamaha YZF-R3	21.811	35.402 +0.235	24.507 +0.038	33.999	<b>1'55.719</b> 1'55.992	11	0.273
11	<b>83 M. KAWAKAMI</b>	BRA	Yamaha YZF-R3	21.807	35.539 +0.056	24.398 +0.102	34.005	<b>1'55.749</b> 1'55.907	9	0.158
12	<b>2 A. CARRION</b>	ESP	Kawasaki Ninja 400	21.923 +0.386	35.462	24.353 +0.076	34.082	<b>1'55.820</b> 1'56.282	15	0.462
13	<b>22 N. KALININ</b>	UKR	Kawasaki Ninja 400	22.067	35.425	24.404	33.934 +0.014	<b>1'55.830</b> 1'55.844	6	0.014
14	<b>48 T. BRIANTI</b>	ITA	Kawasaki Ninja 400	21.712	35.497	24.531	34.097 +0.128	<b>1'55.837</b> 1'55.965	10	0.128
15	<b>9 P. GRASSIA</b>	ITA	Kawasaki Ninja 400	22.246 +0.118	35.304 +0.139	24.424	33.874 +0.036	<b>1'55.848</b> 1'56.141	13	0.293
16	<b>99 A. HUERTAS</b>	ESP	Yamaha YZF-R3	22.012 +0.145	35.411 +0.078	24.442	34.004 +0.225	<b>1'55.869</b> 1'56.317	16	0.448
17	<b>61 Y. OKAYA</b>	JPN	Kawasaki Ninja 400	22.153 +0.266	35.431	24.475 +0.127	33.812 +0.131	<b>1'55.871</b> 1'56.395	17	0.524
18	<b>46 S. DI SORA</b>	FRA	Kawasaki Ninja 400	21.960 +0.261	35.503 +0.276	24.494 +0.185	34.025	<b>1'55.982</b> 1'56.704	21	0.722
19	<b>84 K. ALOISI</b>	ITA	Yamaha YZF-R3	22.366	35.431	24.440 +0.038	33.928 +0.475	<b>1'56.165</b> 1'56.678	20	0.513
20	<b>73 J. PEREZ GONZALEZ</b>	ESP	Yamaha YZF-R3	22.245 +0.423	35.472 +0.022	24.644	33.822	<b>1'56.183</b> 1'56.628	19	0.445
21	<b>8 M. PEREZ</b>	ESP	Kawasaki Ninja 400	21.998 +0.015	35.543 +0.192	24.560 +0.044	34.095	<b>1'56.196</b> 1'56.447	18	0.251
22	<b>85 K. SABATUCCI</b>	ITA	Kawasaki Ninja 400	22.097 +0.288	35.721 +0.062	24.441	34.102	<b>1'56.361</b> 1'56.711	22	0.350
23	<b>75 F. PEREZ CASAS</b>	ESP	Yamaha YZF-R3	22.038 +0.294	35.655	24.713	34.346	<b>1'56.752</b> 1'57.046	24	0.294
24	<b>25 A. KROH</b>	GER	Yamaha YZF-R3	22.433 +0.044	35.833	24.526 +0.466	33.969	<b>1'56.761</b> 1'57.271	26	0.510
25	<b>81 A. HEREDIA</b>	ESP	Kawasaki Ninja 400	22.045 +0.266	35.502	24.764	34.544 +0.278	<b>1'56.855</b> 1'57.399	27	0.544
26	<b>15 A. COPPOLA</b>	ITA	Kawasaki Ninja 400	22.235 +0.030	35.773 +0.027	24.760 +0.097	34.088	<b>1'56.856</b> 1'57.010	23	0.154
27	<b>10 U. ORRADRE</b>	ESP	Yamaha YZF-R3	22.344	35.661 +0.110	24.907 +0.101	34.031	<b>1'56.943</b> 1'57.154	25	0.211
28	<b>7 J. GIMBERT</b>	FRA	Kawasaki Ninja 400	22.243 +0.630	35.705 +0.194	24.678 +0.127	34.607	<b>1'57.233</b> 1'58.184	33	0.951
29	<b>80 G. MASTROLUCA</b>	ITA	Kawasaki Ninja 400	22.383 +0.053	35.722	24.773 +0.092	34.527 +0.225	<b>1'57.405</b> 1'57.775	29	0.370
30	<b>43 M. GARCIA</b>	ESP	Kawasaki Ninja 400	22.654 +0.042	35.686	24.916 +0.108	34.387	<b>1'57.643</b> 1'57.793	30	0.150
31	<b>27 F. ROVELLI</b>	ITA	Kawasaki Ninja 400	22.278 +0.165	36.025	25.060 +0.093	34.464	<b>1'57.827</b> 1'58.085	32	0.258
32	<b>45 F. MACAN</b>	BRA	Yamaha YZF-R3	22.501 +0.053	35.913	25.049	34.555	<b>1'58.018</b> 1'58.071	31	0.053
33	<b>42 I. GARCIA ABELLA</b>	ESP	Kawasaki Ninja 400	22.505 +0.324	35.814	24.951	34.838	<b>1'58.108</b> 1'58.432	34	0.324

20/09/2020

These data/results cannot be reproduced, stored and/or transmitted in whole or in part by any manner of electronic, mechanical, photocopying, recording, broadcasting or otherwise now known or herein after developed without the previous express consent by the copyright owner, except for reproduction in daily press and regular printed publications on sale to the public within 60 days of the event related to those data/results and always provided that copyright symbol appears together as follows below.

© DORNA WSBK ORGANIZATION Srl 2020





## Acerbis Catalunya Round, 18 - 20 September 2020

### Ideal Times Warm Up

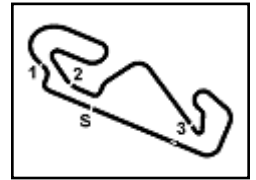
Circuit de Barcelona 4.627 m  
2 / 2

No.	Rider	Nat	Bike	Seg. 1	Seg. 2	Seg. 3	Seg. 4	Ideal Time			
				Diff. 1	Diff. 2	Diff. 3	Diff. 4	Best Lap	Pos.	Diff.	
34	<b>19 V. RODRIGUEZ NUNEZ</b>	ESP	Yamaha YZF-R3	22.642 +0.315	36.023 +0.135	24.926 +0.014	34.531 +0.129	<b>1'58.122</b>	1'58.715	35	0.593
	<b>26 M. GENNAI</b>	ITA	Yamaha YZF-R3	One or more sectors missing				1'57.668			
<b>Overall Ideal Time</b>				21.712	35.226	24.327	33.609	<b>1'54.874</b>			

20/09/2020  
 These data/results cannot be reproduced, stored and/or transmitted in whole or in part by any manner of electronic, mechanical, photocopying, recording, broadcasting or otherwise now known or herein after developed without the previous express consent by the copyright owner, except for reproduction in daily press and regular printed publications on sale to the public within 60 days of the event related to those data/results and always provided that copyright symbol appears together as follows below.  
 © DORNA WSBK ORGANIZATION Srl 2020







## Acerbis Catalunya Round, 18 - 20 September 2020

### Chronological Analysis Warm Up

Circuit de Barcelona 4.627 m

1 / 3

1° 95 S. DEROUÉ (1'55.189)							
Lap	Seg.1	Seg.2	Seg.3	Seg.4	Lap Time	km/h	Local Time
1		41.248	26.400	35.929	151,0	9:52'26.944	
2	21.962	35.698	25.083	34.004	1'56.747	<b>213,0</b>	9:54'23.691
3	22.183	35.417	24.586	33.967	1'56.153	206,1	9:56'19.844
4	22.091	35.373	24.472	36.145	1'58.081	209,3	9:58'17.925
5	21.927	35.291	24.531	34.889	1'56.638	209,7	10:00'14.563
6	<b>21.808</b>	<b>35.226</b>	24.412	<b>33.743</b>	<b>1'55.189</b>	209,7	10:02'09.752
7	21.820	35.287	24.436	33.889	1'55.432	208,1	10:04'05.184
8	21.925	35.236	<b>24.355</b>	33.873	1'55.389	209,7	10:06'00.573

6	<b>22.067</b>	<b>35.425</b>	<b>24.404</b>	33.948	<b>1'55.844</b>	205,3	10:02'09.616
7	22.147	35.495	24.504	<b>33.934</b>	1'56.080	206,5	10:04'05.696
8	22.379	35.528	24.635	47.247	2'09.789P	200,7	10:06'15.485

2° 17 K. MEUFFELS (1'55.437)							
Lap	Seg.1	Seg.2	Seg.3	Seg.4	Lap Time	km/h	Local Time
1		40.775	25.492	35.520	151,3	9:52'25.310	
2	22.199	35.632	24.920	34.371	1'57.122	208,9	9:54'22.432
3	22.186	35.440	24.479	34.006	1'56.111	210,9	9:56'18.543
4	22.170	35.826	24.649	36.142	1'58.787	207,3	9:58'17.330
5	<b>22.001</b>	<b>35.284</b>	<b>24.330</b>	33.822	<b>1'55.437</b>	<b>212,6</b>	10:00'12.767
6	22.255	35.497	24.349	33.841	1'55.942	206,5	10:02'08.709
7	22.040	35.364	24.475	<b>33.738</b>	1'55.617	205,3	10:04'04.326
8	22.186	35.327	24.344	34.133	1'55.990	204,9	10:06'00.316

7° 58 I. IGLESIAS BRAVO (1'55.862)							
Lap	Seg.1	Seg.2	Seg.3	Seg.4	Lap Time	km/h	Local Time
1		41.020	25.849	36.051	153,2	9:52'28.320	
2	22.420	36.199	25.041	34.278	1'57.938	<b>214,3</b>	9:54'26.258
3	<b>21.859</b>	35.387	24.763	34.201	1'56.210	208,9	9:56'22.468
4	21.951	35.307	24.630	34.217	1'56.105	206,9	9:58'18.573
5	22.183	<b>35.279</b>	24.606	<b>33.794</b>	<b>1'55.862</b>	206,9	10:00'14.435
6	22.183	35.390	<b>24.353</b>	34.071	1'55.997	206,5	10:02'10.432
7	22.158	35.597	24.724	35.455	1'57.934C	202,2	10:04'08.366
8	22.506	35.436	24.638	33.861	1'56.441	200,7	10:06'04.807

3° 69 T. BOOTH-AMOS (1'55.543)							
Lap	Seg.1	Seg.2	Seg.3	Seg.4	Lap Time	km/h	Local Time
1		41.896	25.479	35.088	130,3	9:52'24.304	
2	22.136	35.831	24.836	34.017	1'56.820	210,9	9:54'21.124
3	<b>21.818</b>	35.500	24.678	34.030	1'56.026	<b>212,6</b>	9:56'17.150
4	22.821	35.994	24.596	36.432	1'59.843	200,4	9:58'16.993
5	22.113	35.338	<b>24.327</b>	33.864	1'55.642	206,5	10:00'12.635
6	22.105	35.449	24.374	33.775	1'55.703	206,5	10:02'08.338
7	22.209	35.334	24.391	<b>33.609</b>	<b>1'55.543</b>	201,5	10:04'03.881
8	22.185	<b>35.282</b>	24.610	48.379	2'10.456P	201,9	10:06'14.337

8° 78 D. MOGEDA (1'55.869)							
Lap	Seg.1	Seg.2	Seg.3	Seg.4	Lap Time	km/h	Local Time
1		45.256	25.834	36.552	127,7	9:52'29.128	
2	22.227	35.903	24.921	34.605	1'57.656	208,5	9:54'26.784
3	22.070	35.831	24.715	33.960	1'56.576	209,3	9:56'23.360
4	22.224	36.069	24.514	34.042	1'56.849	201,5	9:58'20.209
5	<b>21.966</b>	35.604	<b>24.460</b>	<b>33.839</b>	<b>1'55.869</b>	<b>210,5</b>	10:00'16.078
6	22.004	35.401	24.552	34.022	1'55.979	209,7	10:02'12.057
7	22.235	35.605	24.570	34.154	1'56.564	208,1	10:04'08.621
8	22.736	<b>35.305</b>	24.500	33.973	1'56.514	200,7	10:06'05.135

4° 6 J. BUIS (1'55.611)							
Lap	Seg.1	Seg.2	Seg.3	Seg.4	Lap Time	km/h	Local Time
1		39.525	25.856	34.829	151,7	9:52'23.890	
2	22.199	35.885	24.834	34.197	1'57.115	206,1	9:54'21.005
3	22.015	35.543	24.654	33.999	1'56.211	<b>209,7</b>	9:56'17.216
4	22.860	36.094	24.707	35.626	1'59.287	197,1	9:58'16.503
5	22.109	35.320	24.545	33.905	1'55.879	204,2	10:00'12.382
6	22.018	35.521	24.514	34.072	1'56.125	207,7	10:02'08.507
7	<b>21.877</b>	35.515	24.517	<b>33.702</b>	<b>1'55.611</b>	206,5	10:04'04.118
8	22.256	<b>35.227</b>	<b>24.406</b>	34.067	1'55.956	198,9	10:06'00.074

9° 83 M. KAWAKAMI (1'55.907)							
Lap	Seg.1	Seg.2	Seg.3	Seg.4	Lap Time	km/h	Local Time
1		39.877	25.585	35.539	C	147,1	9:52'27.146
2	22.222	35.730	25.271	34.420	1'57.643	205,3	9:54'24.789
3	22.437	35.857	24.823	34.464	1'57.581	205,3	9:56'22.370
4	22.577	35.935	<b>24.398</b>	34.594	1'57.504	200,4	9:58'19.874
5	<b>21.807</b>	35.595	24.500	<b>34.005</b>	<b>1'55.907</b>	<b>214,7</b>	10:00'15.781
6	22.022	<b>35.539</b>	24.461	34.017	1'56.039	207,7	10:02'11.820
7	22.105	35.735	24.848	34.343	1'57.031	201,1	10:04'08.851
8	22.240	35.642	24.493	33.946	1'56.321C	205,7	10:06'05.172

5° 88 B. IERACI (1'55.754)							
Lap	Seg.1	Seg.2	Seg.3	Seg.4	Lap Time	km/h	Local Time
1		42.001	26.944	35.787	109,3	9:52'25.738	
2	22.276	35.985	25.748	34.144	1'58.153	<b>212,2</b>	9:54'23.891
3	21.877	35.791	24.876	34.060	1'56.604	210,5	9:56'20.495
4	22.098	<b>35.292</b>	25.875	34.993	1'58.258	206,5	9:58'18.753
5	21.811	35.488	24.671	33.994	1'55.964	208,5	10:00'14.717
6	21.825	36.269	<b>24.511</b>	34.312	1'56.917	208,5	10:02'11.634
7	22.508	35.960	24.550	34.371	1'57.389	200,7	10:04'09.023
8	<b>21.735</b>	35.413	24.692	<b>33.914</b>	<b>1'55.754</b>	208,5	10:06'04.777

10° 48 T. BRIANTI (1'55.965)							
Lap	Seg.1	Seg.2	Seg.3	Seg.4	Lap Time	km/h	Local Time
1		43.417	26.164	35.893	119,1	9:52'29.804	
2	22.429	35.800	25.192	34.711	1'58.132	206,1	9:54'27.936
3	22.174	35.710	24.726	34.149	1'56.759	204,2	9:56'24.695
4	21.805	35.616	24.695	<b>34.097</b>	1'56.213	<b>212,2</b>	9:58'20.908
5	<b>21.712</b>	<b>35.497</b>	<b>24.531</b>	34.225	<b>1'55.965</b>	208,1	10:00'16.873
6	22.104	35.814	24.656	34.457	1'57.031	210,1	10:02'13.904
7	22.040	35.658	24.735	34.776	1'57.209	208,1	10:04'11.113
8	22.061	36.411	25.453	34.696	1'58.621	207,3	10:06'09.734

6° 22 N. KALININ (1'55.844)							
Lap	Seg.1	Seg.2	Seg.3	Seg.4	Lap Time	km/h	Local Time
1		41.552	25.607	35.417	135,8	9:52'24.921	
2	22.237	35.623	25.163	34.517	1'57.540	205,3	9:54'22.461
3	22.298	35.550	24.550	34.169	1'56.567	<b>213,0</b>	9:56'19.028
4	22.095	35.565	24.600	36.048	1'58.308	205,3	9:58'17.336
5	22.117	35.611	24.602	34.106	1'56.436	211,8	10:00'13.772

11° 64 H. DE CANCELLIS (1'55.992)							
Lap	Seg.1	Seg.2	Seg.3	Seg.4	Lap Time	km/h	Local Time
1		44.451	26.490	36.204	126,9	9:52'27.990	
2	22.670	36.061	24.911	34.587	1'58.229	204,9	9:54'26.219
3	22.303	35.587	24.786	34.329	1'57.005	208,9	9:56'23.224
4	<b>21.811</b>	35.637	24.545	<b>33.999</b>	<b>1'55.992</b>	206,5	9:58'19.216
5	22.100	35.427	24.577	34.138	1'56.242	203,8	10:00'15.458
6	22.064	<b>35.402</b>	24.581	34.109	1'56.156	<b>209,7</b>	10:02'11.614
7	22.771	37.124	25.054	34.908	1'59.857	198,5	10:04'11.471
8	22.059	35.458	<b>24.507</b>	34.034	1'56.058	207,7	10:06'07.529

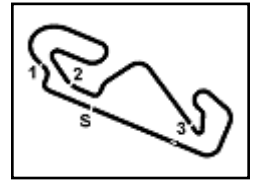
12° 54 B. SOFUOGLU (1'56.054)							
Lap	Seg.1	Seg.2	Seg.3	Seg.4	Lap Time	km/h	Local Time
1		37.409	25.164	34.546	141,7	9:52'31.862	

20/09/2020 P = Pits In/Out - C = Lap Time Cancelled

These data/results cannot be reproduced, stored and/or transmitted in whole or in part by any manner of electronic, mechanical, photocopying, recording, broadcasting or otherwise now known or herein after developed without the previous express consent by the copyright owner, except for reproduction in daily press and regular printed publications on sale to the public within 60 days of the event related to those data/results and always provided that copyright symbol appears together as follows below.

© DORNA WSBK ORGANIZATION Srl 2020





## Acerbis Catalunya Round, 18 - 20 September 2020

### Chronological Analysis Warm Up

Circuit de Barcelona 4.627 m

2 / 3

Lap	Seg.1	Seg.2	Seg.3	Seg.4	Lap Time	km/h	Local Time
2	22.705	35.591	24.958	34.316	1'57.570	199,3	9:54'29.432
3	22.435	35.523	24.884	<b>33.783</b>	1'56.625	199,3	9:56'26.057
4	<b>21.864</b>	35.427	24.791	34.117	1'56.199	209,7	9:58'22.256
5	22.124	<b>35.295</b>	24.504	34.131	<b>1'56.054</b>	207,7	10:00'18.310
6	22.591	35.619	24.609	33.838	1'56.657	199,6	10:02'14.967
7	21.917	35.553	<b>24.498</b>	34.227	1'56.195	204,5	10:04'11.162
8	22.017	35.508	24.512	34.202	1'56.239	<b>210,9</b>	10:06'07.401

13° 9 P. GRASSIA (1'56.141)							
Lap	Seg.1	Seg.2	Seg.3	Seg.4	Lap Time	km/h	Local Time
1		40.466	25.864	36.050		137,8	9:52'30.918
2	23.080	36.131	25.274	34.328	1'58.813	198,9	9:54'29.731
3	22.409	35.655	24.631	33.962	1'56.657	204,5	9:56'26.388
4	<b>22.246</b>	35.397	24.810	34.565	1'57.018	<b>204,9</b>	9:58'23.406
5	22.432	<b>35.304</b>	24.638	<b>33.874</b>	1'56.248	204,2	10:00'19.654
6	22.318	35.339	24.758	33.986	1'56.401	201,5	10:02'16.055
7	22.548	35.492	24.671	33.944	1'56.655	196,7	10:04'12.710
8	22.364	35.443	<b>24.424</b>	33.910	<b>1'56.141</b>	201,1	10:06'08.851

14° 87 T. KAWAKAMI (1'56.244)							
Lap	Seg.1	Seg.2	Seg.3	Seg.4	Lap Time	km/h	Local Time
1		41.093	25.560	35.554		150,4	9:52'28.050
2	22.580	36.245	24.776	34.356	1'57.957	204,5	9:54'26.007
3	22.621	35.995	25.063	35.788	1'59.467	202,2	9:56'25.474
4	22.621	35.481	24.639	34.095	1'56.836	202,2	9:58'22.310
5	22.267	<b>35.423</b>	<b>24.408</b>	<b>34.146</b>	<b>1'56.244</b>	202,2	10:00'18.554
6	<b>21.774</b>	35.657	24.815	<b>34.002</b>	1'56.248	205,7	10:02'14.802
7	22.252	35.652	24.485	34.449	1'56.838	204,2	10:04'11.640
8	22.091	35.881	24.754	34.207	1'56.933	<b>207,3</b>	10:06'08.573

15° 2 A. CARRION (1'56.282)							
Lap	Seg.1	Seg.2	Seg.3	Seg.4	Lap Time	km/h	Local Time
1		41.362	25.694	34.924		114,2	9:52'24.079
2	22.478	35.823	24.766	34.171	1'57.238	205,7	9:54'21.317
3	<b>21.923</b>	35.563	24.685	33.904	1'56.075C	<b>207,7</b>	9:56'17.392
4	22.501	36.164	24.672	35.726	1'59.063	205,3	9:58'16.455
5	22.309	<b>35.462</b>	24.429	<b>34.082</b>	<b>1'56.282</b>	206,5	10:00'12.737
6	22.201	35.839	24.587	34.192	1'56.819	<b>207,7</b>	10:02'09.556
7	22.285	35.556	<b>24.353</b>	34.057	1'56.251C	206,5	10:04'05.807
8	22.402	35.582	24.487	34.405	1'56.876	203,0	10:06'02.683

16° 99 A. HUERTAS (1'56.317)							
Lap	Seg.1	Seg.2	Seg.3	Seg.4	Lap Time	km/h	Local Time
1		39.622	25.616	35.203		C 148,6	9:52'22.039
2	22.856	36.269	25.483	55.926	2'20.534P	198,5	9:54'42.573
3	1'58.099	38.503	25.723	34.613	3'36.938CP	135,7	9:58'19.511
4	22.447	35.655	24.632	<b>34.004</b>	1'56.738	<b>204,2</b>	10:00'16.249
5	<b>22.012</b>	<b>35.411</b>	24.686	34.548	1'56.657	<b>204,2</b>	10:02'12.906
6	22.157	35.489	<b>24.442</b>	34.229	<b>1'56.317</b>	203,8	10:04'09.223
7	22.217	35.888	24.735	34.237	1'57.077	203,0	10:06'06.300

17° 61 Y. OKAYA (1'56.395)							
Lap	Seg.1	Seg.2	Seg.3	Seg.4	Lap Time	km/h	Local Time
1		38.124	25.505	35.098		125,1	9:52'19.552
2	22.691	35.980	25.145	34.523	1'58.339C	199,6	9:54'17.891
3	22.425	35.757	24.654	34.126	1'56.962	199,6	9:56'14.853
4	<b>22.153</b>	35.641	24.742	34.069	1'56.605	<b>202,6</b>	9:58'11.458
5	22.619	37.704	24.750	34.065	1'59.138	197,8	10:00'10.596
6	22.504	35.488	24.649	<b>33.812</b>	1'56.453	198,5	10:02'07.049
7	22.419	<b>35.431</b>	24.602	33.943	<b>1'56.395</b>	198,9	10:04'03.444
8	22.373	35.610	<b>24.475</b>	34.050	1'56.508	199,3	10:05'59.952

18° 8 M. PEREZ (1'56.447)							
Lap	Seg.1	Seg.2	Seg.3	Seg.4	Lap Time	km/h	Local Time
1		42.702	26.272	35.408		123,3	9:52'26.596
2	22.423	35.903	25.297	34.574	1'58.197	203,8	9:54'24.793
3	22.120	35.944	24.986	34.355	1'57.405	209,7	9:56'22.198
4	22.456	35.552	24.681	34.208	1'56.897	206,9	9:58'19.095
5	22.013	35.735	24.604	<b>34.095</b>	<b>1'56.447</b>	204,5	10:00'15.542
6	22.124	35.589	<b>24.560</b>	34.243	1'56.516	206,9	10:02'12.058
7	<b>21.998</b>	<b>35.543</b>	24.827	34.192	1'56.560	<b>211,4</b>	10:04'08.618
8	26.530	36.881	24.801	34.317	2'02.529C	199,3	10:06'11.147

19° 73 J. PEREZ GONZALEZ (1'56.628)							
Lap	Seg.1	Seg.2	Seg.3	Seg.4	Lap Time	km/h	Local Time
1		38.459	25.333	35.032		119,1	9:52'19.866
2	22.541	36.074	25.105	34.549	1'58.269	199,3	9:54'18.135
3	22.626	35.622	24.679	34.175	1'57.102	199,3	9:56'15.237
4	<b>22.245</b>	35.529	24.742	34.384	1'56.900	<b>202,2</b>	9:58'12.137
5	22.263	37.989	24.881	34.087	1'59.220	200,4	10:00'11.357
6	22.618	<b>35.472</b>	24.683	34.009	1'56.782	197,1	10:02'08.139
7	22.668	35.494	<b>24.644</b>	<b>33.822</b>	<b>1'56.628</b>	198,5	10:04'04.767
8	22.482	1'02.650	32.613	56.578	2'54.323P	200,0	10:06'59.090

20° 84 K. ALOISI (1'56.678)							
Lap	Seg.1	Seg.2	Seg.3	Seg.4	Lap Time	km/h	Local Time
1		40.162	26.794	34.988		113,2	9:52'15.030
2	22.984	36.133	25.478	34.669	1'59.264	194,2	9:54'14.294
3	22.655	35.933	25.531	34.559	1'58.678C	195,3	9:56'12.972
4	22.768	36.798	25.826	34.154	1'59.546	194,6	9:58'12.518
5	22.602	36.938	27.154	34.392	2'01.086	<b>203,8</b>	10:00'13.604
6	22.809	35.877	<b>24.440</b>	<b>33.928</b>	1'57.054	201,9	10:02'10.658
7	<b>22.366</b>	<b>35.431</b>	24.478	34.403	<b>1'56.678</b>	203,0	10:04'07.336
8	22.524	35.646	24.497	34.424	1'57.091	201,1	10:06'04.427

21° 46 S. DI SORA (1'56.704)							
Lap	Seg.1	Seg.2	Seg.3	Seg.4	Lap Time	km/h	Local Time
1		38.135	25.258	34.943		136,9	9:52'19.797
2	22.892	35.967	25.001	34.359	1'58.219	195,3	9:54'18.016
3	22.544	35.733	<b>24.494</b>	34.143	1'56.914	200,4	9:56'14.930
4	22.221	35.779	24.679	<b>34.025</b>	<b>1'56.704</b>	203,8	9:58'11.634
5	22.260	38.979	25.038	34.098	2'00.375	201,9	10:00'12.009
6	22.801	36.304	24.714	34.713	1'58.532	200,4	10:02'10.541
7	<b>21.960</b>	35.641	24.789	34.621	1'57.011	<b>204,5</b>	10:04'07.552
8	22.102	<b>35.503</b>	24.822	34.358	1'56.785	204,2	10:06'04.337

22° 85 K. SABATUCCI (1'56.711)							
Lap	Seg.1	Seg.2	Seg.3	Seg.4	Lap Time	km/h	Local Time
1		42.529	25.727	36.181		104,6	9:52'26.063
2	22.139	36.652	25.222	34.575	1'58.588	209,3	9:54'24.651
3	22.162	36.104	24.950	34.467	1'57.683	204,9	9:56'22.334
4	22.514	<b>35.721</b>	24.676	34.607	1'57.518	201,5	9:58'19.852
5	22.257	35.919	24.490	34.251	1'56.917	<b>214,3</b>	10:00'16.769
6	<b>22.097</b>	35.779	24.773	34.459	1'57.108	208,5	10:02'13.877
7	22.238	35.851	24.513	34.569	1'57.171	209,7	10:04'11.048
8	22.385	35.783	<b>24.441</b>	<b>34.102</b>	<b>1'56.711</b>	206,1	10:06'07.759

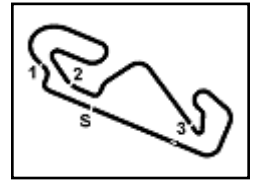
23° 15 A. COPPOLA (1'57.010)							
Lap	Seg.1	Seg.2	Seg.3	Seg.4	Lap Time	km/h	Local Time
1		42.535	26.257	36.307		143,8	9:52'27.526
2	22.440	36.015	25.062	34.369	1'57.886	203,8	9:54'25.412
3	22.243	35.783	24.928	34.780	1'57.734	206,5	9:56'23.146
4	22.265	35.800	24.857	<b>34.088</b>	<b>1'57.010</b>	204,5	9:58'20.156
5	<b>22.235</b>	36.244	24.904	34.547	1'57.930	<b>211,8</b>	10:00'18.086

20/09/2020 P = Pits In/Out - C = Lap Time Cancelled

These data/results cannot be reproduced, stored and/or transmitted in whole or in part by any manner of electronic, mechanical, photocopying, recording, broadcasting or otherwise now known or herein after developed without the previous express consent by the copyright owner, except for reproduction in daily press and regular printed publications on sale to the public within 60 days of the event related to those data/results and always provided that copyright symbol appears together as follows below.

© DORNA WSBK ORGANIZATION Srl 2020





## Acerbis Catalunya Round, 18 - 20 September 2020

### Chronological Analysis Warm Up

Circuit de Barcelona 4.627 m

3 / 3

6	22.647	<b>35.773</b>	<b>24.760</b>	34.350	1'57.530	198,9	10:02'15.616	8	23.498	38.513	25.696	48.346	2'16.053P	202,6	10:06'30.927
7	22.390	37.688	28.349	54.381	2'22.808P	202,6	10:04'38.424								

24° 75 F. PEREZ CASAS (1'57.046)							
Lap	Seg.1	Seg.2	Seg.3	Seg.4	Lap Time	km/h	Local Time
1		40.568	26.321	36.363		147,9	9:52'27.778
2	22.553	36.000	25.045	34.627	1'58.225	204,9	9:54'26.003
3	22.346	35.952	25.028	34.462	1'57.788	<b>207,3</b>	9:56'23.791
4	22.332	<b>35.655</b>	<b>24.713</b>	<b>34.346</b>	1'57.046	203,4	9:58'20.837
5	<b>22.038</b>	35.771	24.883	34.735	1'57.427	204,5	10:00'18.264
6	22.543	36.053	24.811	34.387	1'57.794	202,6	10:02'16.058
7	22.730	35.804	25.001	34.605	1'58.140	197,1	10:04'14.198
8	22.918	35.888	24.964	34.353	1'58.123	196,7	10:06'12.321

30° 43 M. GARCIA (1'57.793)							
Lap	Seg.1	Seg.2	Seg.3	Seg.4	Lap Time	km/h	Local Time
1			37.449	25.702	35.271		124,0 9:52'46.183
2	22.923	36.254	25.222	34.722	1'59.121	196,0	9:54'45.304
3	22.714	35.894	24.992	34.460	1'58.060	196,4	9:56'43.364
4	<b>22.654</b>	35.823	24.986	34.414	1'57.877	<b>196,7</b>	9:58'41.241
5	22.696	<b>35.686</b>	25.024	<b>34.387</b>	<b>1'57.793</b>	196,4	10:00'39.034
6	22.781	35.727	<b>24.916</b>	34.477	1'57.901	194,6	10:02'36.935
7	22.803	37.008	26.777	50.218	2'16.806P	194,9	10:04'53.741

25° 10 U. ORRADRE (1'57.154)							
Lap	Seg.1	Seg.2	Seg.3	Seg.4	Lap Time	km/h	Local Time
1		37.261	25.470	35.153	C	127,2	9:53'17.621
2	22.516	35.896	25.025	34.378	1'57.815	<b>200,0</b>	9:55'15.436
3	22.773	35.966	<b>24.907</b>	34.344	1'57.990C	197,8	9:57'13.426
4	<b>22.344</b>	35.771	25.008	<b>34.031</b>	<b>1'57.154</b>	199,3	9:59'10.580
5	22.461	<b>35.661</b>	25.046	34.261	1'57.429	199,6	10:01'08.009
6	22.497	37.035	25.245	34.977	1'59.754	198,2	10:03'07.763
7	22.680	35.872	25.017	34.765	1'58.334	195,7	10:05'06.097

31° 45 F. MACAN (1'58.071)							
Lap	Seg.1	Seg.2	Seg.3	Seg.4	Lap Time	km/h	Local Time
1			37.287	25.875	35.168		144,6 9:52'39.391
2	22.891	36.483	25.460	34.984	1'59.818	195,7	9:54'39.209
3	22.720	36.185	25.252	34.660	1'58.817	196,4	9:56'38.026
4	22.649	36.176	25.182	34.561	1'58.568	195,3	9:58'36.594
5	22.652	38.632	25.964	35.716	2'02.964	195,7	10:00'39.558
6	22.554	<b>35.913</b>	<b>25.049</b>	<b>34.555</b>	<b>1'58.071</b>	198,5	10:02'37.629
7	<b>22.501</b>	36.086	25.276	34.704	1'58.567	<b>198,9</b>	10:04'36.196
8	22.787	36.501	25.323	34.662	1'59.273	193,5	10:06'35.469

26° 25 A. KROH (1'57.271)							
Lap	Seg.1	Seg.2	Seg.3	Seg.4	Lap Time	km/h	Local Time
1		37.442	25.685	35.160		125,3	9:53'17.439
2	22.753	35.954	25.042	34.291	1'58.040	198,9	9:55'15.479
3	22.542	35.985	25.005	34.323	1'57.855	197,4	9:57'13.334
4	22.477	<b>35.833</b>	24.992	<b>33.969</b>	<b>1'57.271</b>	203,4	9:59'10.605
5	22.547	36.001	<b>24.526</b>	34.237	1'57.311	196,7	10:01'07.916

32° 27 F. ROVELLI (1'58.085)							
Lap	Seg.1	Seg.2	Seg.3	Seg.4	Lap Time	km/h	Local Time
1			37.037	25.474	35.090		140,4 9:52'03.125
2	23.174	36.579	25.454	34.911	2'00.118	192,5	9:54'03.243
3	23.532	36.769	25.248	35.898	2'01.447C	199,3	9:56'04.690
4	<b>22.278</b>	36.055	25.144	34.757	1'58.234	<b>201,5</b>	9:58'02.924
5	22.950	36.239	25.436	34.574	1'59.199	192,9	10:00'02.123
6	22.343	36.871	<b>25.060</b>	34.521	1'58.795	200,0	10:02'00.918
7	22.443	<b>36.025</b>	25.153	<b>34.464</b>	<b>1'58.085</b>	194,6	10:03'59.003

27° 81 A. HEREDIA (1'57.399)							
Lap	Seg.1	Seg.2	Seg.3	Seg.4	Lap Time	km/h	Local Time
1		40.716	26.621	36.513		146,7	9:52'29.038
2	22.564	36.149	25.215	34.912	1'58.840	<b>207,7</b>	9:54'27.878
3	22.447	36.011	25.071	<b>34.544</b>	1'58.073	200,7	9:56'25.951
4	22.311	<b>35.502</b>	<b>24.764</b>	<b>34.822</b>	<b>1'57.399</b>	206,9	9:58'23.350
5	22.702	35.779	24.834	35.437	1'58.752	193,9	10:00'22.102
6	<b>22.045</b>	36.415	25.281	35.609	1'59.350C	206,1	10:02'21.452
7	22.185	36.339	25.178	52.074	2'15.776P	204,5	10:04'37.228

33° 7 J. GIMBERT (1'58.184)							
Lap	Seg.1	Seg.2	Seg.3	Seg.4	Lap Time	km/h	Local Time
1			39.000	27.246	36.847		109,5 9:52'23.922
2	22.873	35.899	24.805	<b>34.607</b>	<b>1'58.184</b>	206,9	9:54'22.106
3	22.774	35.777	<b>24.678</b>	34.507	1'57.736C	202,6	9:56'19.842

28° 26 M. GENNAI (1'57.668)							
Lap	Seg.1	Seg.2	Seg.3	Seg.4	Lap Time	km/h	Local Time
1							9:52'19.750
2					1'59.760		9:54'19.510
3					1'58.388		9:56'17.898
4					1'58.481		9:58'16.379
5					1'58.056		10:00'14.435
6					1'57.199C		10:02'11.634
7					1'58.227		10:04'09.861
8					<b>1'57.668</b>		10:06'07.529

34° 42 I. GARCIA ABELLA (1'58.432)							
Lap	Seg.1	Seg.2	Seg.3	Seg.4	Lap Time	km/h	Local Time
1			41.257	26.669	35.994		145,6 9:52'25.147
2	22.623	36.784	25.697	35.052	2'00.156	204,9	9:54'25.303
3	<b>22.505</b>	36.625	25.118	34.784	1'59.032C	<b>206,5</b>	9:56'24.335
4	22.537	36.174	25.265	35.022	1'58.998	202,2	9:58'23.333
5	22.829	<b>35.814</b>	<b>24.951</b>	<b>34.838</b>	<b>1'58.432</b>	199,3	10:00'21.765
6	22.859	36.099	25.214	35.177	1'59.349	194,9	10:02'21.114
7	22.893	36.210	25.078	36.772	2'00.953	194,6	10:04'22.067
8	23.295	37.304	25.669	46.691	2'12.959P	191,5	10:06'35.026

29° 80 G. MASTROLUCA (1'57.775)							
Lap	Seg.1	Seg.2	Seg.3	Seg.4	Lap Time	km/h	Local Time
1		43.680	26.337	35.853		113,4	9:52'25.342
2	22.597	36.503	25.452	34.707	1'59.259	204,5	9:54'24.601
3	22.504	36.274	24.914	34.643	1'58.335	<b>207,3</b>	9:56'22.936
4	22.574	35.926	<b>24.773</b>	<b>34.527</b>	1'57.800	204,9	9:58'20.736
5	22.436	<b>35.722</b>	24.865	34.752	<b>1'57.775</b>	204,5	10:00'18.511
6	22.674	36.029	24.963	34.687	1'58.353	204,2	10:02'16.864
7	<b>22.383</b>	36.041	24.913	34.673	1'58.010	205,7	10:04'14.874

35° 19 V. RODRIGUEZ NUNEZ (1'58.715)							
Lap	Seg.1	Seg.2	Seg.3	Seg.4	Lap Time	km/h	Local Time
1			37.157	25.438	35.295		139,9 9:52'04.549
2	22.898	36.229	25.089	<b>34.531</b>	1'58.747	196,4	9:54'03.296
3	22.859	36.230	25.269	36.677	2'01.035C	194,9	9:56'04.331
4	22.957	36.158	24.940	34.660	<b>1'58.715</b>	193,9	9:58'03.046
5	22.645	<b>36.023</b>	25.099	35.003	1'58.770	195,3	10:00'01.816
6	22.943	36.219	25.101	34.711	1'58.974	193,2	10:02'00.790
7	22.861	36.031	<b>24.926</b>	34.958	1'58.776	191,8	10:03'59.566
8	<b>22.642</b>	36.275	25.131	34.905	1'58.953	<b>200,4</b>	10:05'58.519

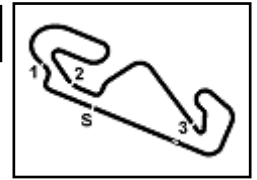
20/09/2020 P = Pits In/Out - C = Lap Time Cancelled

These data/results cannot be reproduced, stored and/or transmitted in whole or in part by any manner of electronic, mechanical, photocopying, recording, broadcasting or otherwise now known or herein after developed without the previous express consent by the copyright owner, except for reproduction in daily press and regular printed publications on sale to the public within 60 days of the event related to those data/results and always provided that copyright symbol appears together as follows below.

© DORNA WSBK ORGANIZATION Srl 2020







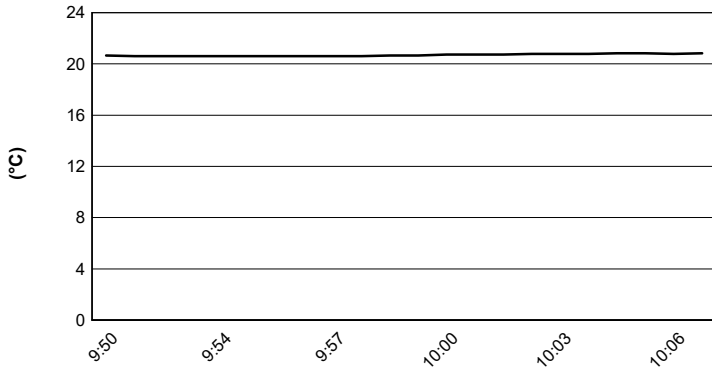
Circuit de Barcelona 4.627 m

## Acerbis Catalunya Round, 18 - 20 September 2020

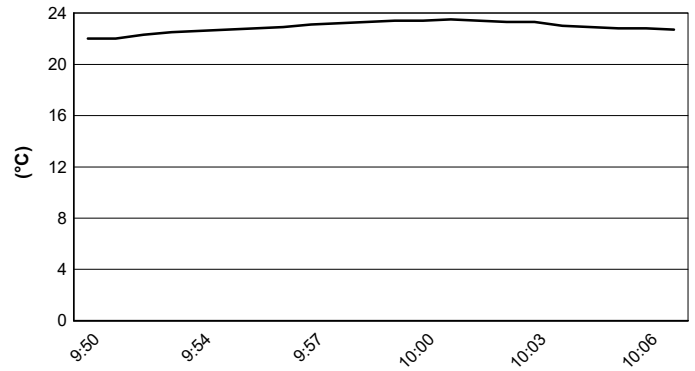
### Weather Report Warm Up

Session started 09:50 - Session ended 10:07

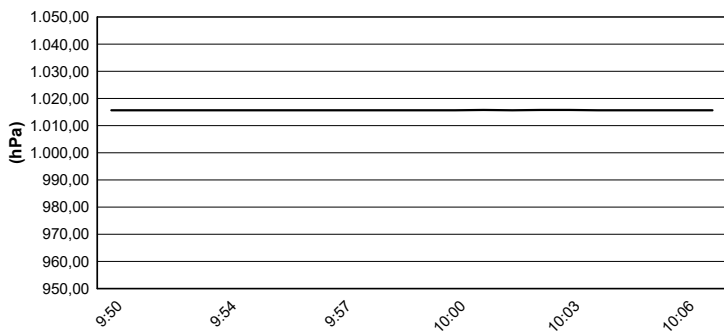
#### Air Temperature



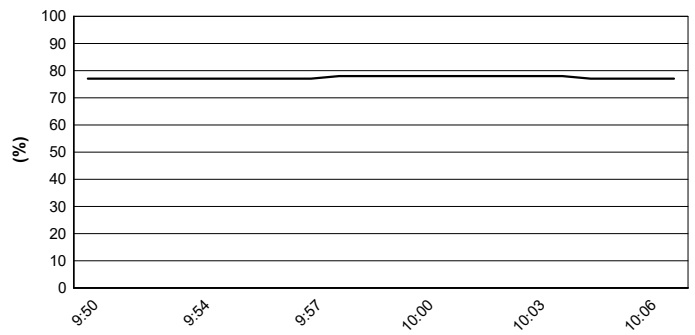
#### Track Temperature



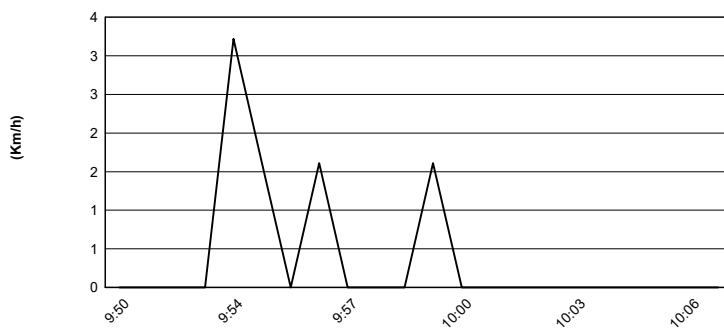
#### Air Pressure



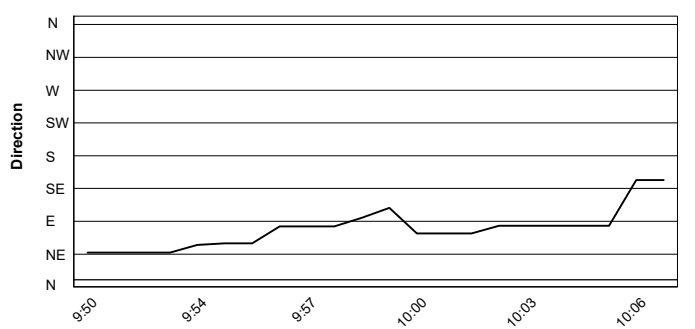
#### Humidity



#### Wind Speed



#### Wind Direction



20/09/2020

These data/results cannot be reproduced, stored and/or transmitted in whole or in part by any manner of electronic, mechanical, photocopying, recording, broadcasting or otherwise now known or herein after developed without the previous express consent by the copyright owner, except for reproduction in daily press and regular printed publications on sale to the public within 60 days of the event related to those data/results and always provided that copyright symbol appears together as follows below.

© DORNA WSBK ORGANIZATION Srl 2020



Official Fuel Supplier

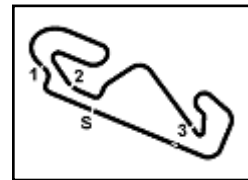


FICR PERUGIA TIMING

Official Tyre Supplier



Official Timekeeper



## Acerbis Catalunya Round, 18 - 20 September 2020

### Starting Grid - Race 2

10 Laps x 4,627 km = 46,270 km

Circuit de Barcelona 4.627 m

1	69 BOOTH-AMOS T. Kawasaki 1'56.227	2	61 OKAYA Y. Kawasaki 1'56.262	3	9 GRASSIA P. Kawasaki 1'56.326	
2	4	88 IERACI B. Kawasaki 1'56.489	5	10 ORRADRE U. Yamaha 1'56.697	6	25 KROH A. Yamaha 1'56.715
3	7	81 HEREDIA A. Kawasaki 1'56.742	8	43 GARCIA M. Kawasaki 1'56.764	9	99 HUERTAS A. Yamaha 1'56.797
4	10	46 DI SORA S. Kawasaki 1'56.799	11	15 COPPOLA A. Kawasaki 1'56.836	12	8 PEREZ M. Kawasaki 1'56.870
5	13	6 BUIS J. Kawasaki 1'56.877	14	27 ROVELLI F. Kawasaki 1'57.042	15	58 IGLESIAS BRAVO I Kawasaki 1'57.092
6	16	84 ALOISI K. Yamaha 1'57.107	17	78 MOGEDA D. Kawasaki 1'57.144	18	48 BRIANTI T. Kawasaki 1'57.179
7	19	17 MEUFFELS K. Kawasaki 1'57.196	20	2 CARRION A. Kawasaki 1'57.227	21	22 KALININ N. Kawasaki 1'57.290
8	22	85 SABATUCCI K. Kawasaki 1'57.299	23	7 GIMBERT J. Kawasaki 1'57.347	24	87 KAWAKAMI T. Yamaha 1'57.587
9	25	45 MACAN F. Yamaha 1'57.692	26	75 PEREZ CASAS F. Yamaha 1'57.783	27	83 KAWAKAMI M. Yamaha 1'57.786
10	28	42 GARCIA ABELLA I. Kawasaki 1'58.825	29	95 DEROUE S. Kawasaki	30	54 SOFUOGLU B. Yamaha
11	31	64 DE CANCELLIS H. Yamaha	32	19 RODRIGUEZ NUNEZ Yamaha	33	26 GENNAI M. Yamaha
12	34	80 MASTROLUCA G. Kawasaki	35	* 73 PEREZ GONZALEZ J Yamaha 1'57.426		

N.73 (Perez Gonzalez J.) has been penalized to start from the last grid position according to Art. 1.23.2

20/09/2020 The Race Director .....

\* = Penalized

These data/results cannot be reproduced, stored and/or transmitted in whole or in part by any manner of electronic, mechanical, photocopying, recording, broadcasting or otherwise now known or herein after developed without the previous express consent by the copyright owner, except for reproduction in daily press and regular printed publications on sale to the public within 60 days of the event related to those data/results and always provided that copyright symbol appears together as follows below.

© DORNA WSBK ORGANIZATION Srl 2020

