

Pirelli Teruel Round, 4 - 6 September 2020 Chronological Analysis Race 1

Start at 14:00'46.852

1 / 4

1° 21 M. RINALDI (1'50.121)								4° 60 M. VAN DER MARK (1'50.885)							
Lap	Seg.1	Seg.2	Seg.3	Seg.4	Lap Time	km/h	Local Time	Lap	Seg.1	Seg.2	Seg.3	Seg.4	Lap Time	km/h	Local Time
1		31.047	21.385	26.289	1'52.340	315,8	14:02'39.192	1		31.275	21.910	26.257	1'54.521	310,3	14:02'41.373
2	31.593	30.956	21.443	26.129	1'50.121	309,5	14:04'29.313	2	31.734	31.196	21.662	26.293	1'50.885	313,0	14:04'32.258
3	31.475	31.174	21.326	26.264	1'50.239	308,6	14:06'19.552	3	31.838	31.135	21.770	26.521	1'51.264	303,4	14:06'23.522
4	31.708	31.049	21.390	26.262	1'50.409	307,7	14:08'09.961	4	31.799	31.300	21.563	26.538	1'51.200	302,5	14:08'14.722
5	31.643	31.068	21.334	26.192	1'50.237	307,7	14:10'00.198	5	31.899	31.398	21.585	26.511	1'51.393	302,5	14:10'06.115
6	31.577	31.076	21.446	26.178	1'50.277	309,5	14:11'50.475	6	31.853	31.364	21.627	26.471	1'51.315	303,4	14:11'57.430
7	31.678	31.054	21.468	26.111	1'50.311	311,2	14:13'40.786	7	31.857	31.616	21.904	26.731	1'52.108	303,4	14:13'49.538
8	31.652	31.161	21.566	26.179	1'50.558	311,2	14:15'31.344	8	31.912	31.387	21.684	26.536	1'51.519	303,4	14:15'41.057
9	31.703	31.211	21.443	26.184	1'50.541	310,3	14:17'21.885	9	31.831	31.352	21.736	26.637	1'51.556	300,8	14:17'32.613
10	31.857	31.052	21.571	26.167	1'50.647	310,3	14:19'12.532	10	31.928	31.409	21.671	26.530	1'51.538	303,4	14:19'24.151
11	31.818	31.163	21.599	26.285	1'50.865	311,2	14:21'03.397	11	31.901	31.473	21.751	26.624	1'51.749	300,8	14:21'15.900
12	31.921	31.307	21.547	26.336	1'51.111	309,5	14:22'54.508	12	32.099	31.479	21.627	26.667	1'51.872	301,7	14:23'07.772
13	31.927	31.314	21.577	26.478	1'51.296	307,7	14:24'45.804	13	31.948	31.495	21.685	26.768	1'51.896	300,8	14:24'59.668
14	32.047	31.372	21.743	26.445	1'51.607	307,7	14:26'37.411	14	31.995	31.697	21.674	26.822	1'52.188	300,8	14:26'51.856
15	32.015	31.272	21.817	26.433	1'51.537	308,6	14:28'28.948	15	32.146	31.768	21.805	26.763	1'52.482	300,8	14:28'44.338
16	32.067	31.512	21.750	26.407	1'51.736	309,5	14:30'20.684	16	32.095	31.687	21.770	26.850	1'52.402	300,8	14:30'36.740
17	32.173	31.553	21.982	26.458	1'52.166	308,6	14:32'12.850	17	32.313	31.857	21.937	26.794	1'52.901	300,8	14:32'29.641
18	32.423	31.950	22.153	27.176	1'53.702	310,3	14:34'06.552	18	32.277	31.824	21.967	26.808	1'52.876	302,5	14:34'22.517
Race Time 33'19.700								Race Time 33'35.665							

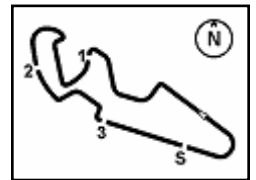
2° 1 J. REA (1'50.351)								5° 54 T. RAZGATLIOGLU (1'50.527)							
Lap	Seg.1	Seg.2	Seg.3	Seg.4	Lap Time	km/h	Local Time	Lap	Seg.1	Seg.2	Seg.3	Seg.4	Lap Time	km/h	Local Time
1		30.994	21.463	26.526	1'52.381	304,2	14:02'39.233	1		31.307	21.446	26.256	1'52.945	311,2	14:02'39.797
2	31.747	30.982	21.455	26.348	1'50.532	307,7	14:04'29.765	2	31.581	31.225	21.423	26.298	1'50.527	309,5	14:04'30.324
3	31.542	31.049	21.389	26.371	1'50.351	306,8	14:06'20.116	3	31.597	31.372	21.494	26.483	1'50.946	307,7	14:06'21.270
4	31.620	31.125	21.419	26.425	1'50.589	306,8	14:08'10.705	4	31.980	31.346	22.056	26.430	1'51.812	311,2	14:08'13.082
5	31.696	31.164	21.517	26.458	1'50.835	305,9	14:10'01.540	5	31.819	31.302	21.511	26.440	1'51.072	308,6	14:10'04.154
6	31.778	31.261	21.531	26.392	1'50.962	305,1	14:11'52.502	6	31.785	31.552	21.657	26.345	1'51.339	308,6	14:11'55.493
7	31.785	31.258	21.527	26.437	1'51.007	306,8	14:13'43.509	7	31.756	31.495	21.627	26.417	1'51.295	310,3	14:13'46.788
8	31.805	31.264	21.532	26.529	1'51.130	305,9	14:15'34.639	8	31.832	31.565	21.570	26.531	1'51.498	309,5	14:15'38.286
9	31.879	31.349	21.607	26.544	1'51.379	305,9	14:17'26.018	9	31.833	31.506	21.638	26.512	1'51.489	305,9	14:17'29.775
10	31.954	31.264	21.570	26.481	1'51.269	304,2	14:19'17.287	10	31.878	31.549	21.786	26.570	1'51.783	305,9	14:19'21.558
11	31.968	31.357	21.671	26.511	1'51.507	302,5	14:21'08.794	11	31.965	31.520	21.754	26.621	1'51.860	303,4	14:21'13.418
12	32.075	31.325	21.765	26.584	1'51.749	301,7	14:23'00.543	12	31.955	31.694	21.789	26.819	1'52.257	302,5	14:23'05.675
13	31.901	31.430	21.552	26.637	1'51.520	301,7	14:24'52.063	13	32.098	31.844	21.849	26.916	1'52.707	301,7	14:24'58.382
14	31.986	31.443	21.642	26.656	1'51.727	301,7	14:26'43.790	14	32.161	31.884	21.977	26.924	1'52.946	301,7	14:26'51.328
15	32.067	31.512	21.755	26.604	1'51.938	302,5	14:28'35.728	15	32.370	32.230	21.921	26.736	1'53.257	310,3	14:28'44.585
16	32.144	31.568	21.680	26.621	1'52.013	305,1	14:30'27.741	16	32.173	32.073	21.945	26.950	1'53.141	304,2	14:30'37.726
17	32.127	31.633	21.808	26.613	1'52.181	302,5	14:32'19.922	17	32.325	32.254	22.218	26.960	1'53.757	304,2	14:32'31.483
18	32.199	31.816	21.935	26.568	1'52.518	305,9	14:34'12.440	18	32.558	32.388	22.288	27.192	1'54.426	305,9	14:34'25.909
Race Time 33'25.588								Race Time 33'39.057							

3° 7 C. DAVIES (1'50.370)								6° 22 A. LOWES (1'51.369)							
Lap	Seg.1	Seg.2	Seg.3	Seg.4	Lap Time	km/h	Local Time	Lap	Seg.1	Seg.2	Seg.3	Seg.4	Lap Time	km/h	Local Time
1		31.238	21.789	26.124	1'53.657	319,5	14:02'40.509	1		31.369	21.841	26.163	1'54.223	316,7	14:02'41.075
2	31.663	31.077	21.443	26.187	1'50.370	316,7	14:04'30.879	2	31.897	31.256	21.904	26.322	1'51.379	317,6	14:04'32.454
3	31.633	31.256	21.709	26.233	1'50.831	314,0	14:06'21.710	3	32.040	31.391	21.667	26.481	1'51.579	314,0	14:06'24.033
4	31.686	31.295	21.774	26.347	1'51.102	312,1	14:08'12.812	4	32.108	31.400	21.637	26.280	1'51.525	310,3	14:08'15.558
5	31.709	31.278	21.578	26.315	1'50.880	313,0	14:10'03.692	5	32.003	31.402	21.757	26.482	1'51.544	314,0	14:10'07.102
6	31.893	31.464	21.623	26.206	1'51.186	314,0	14:11'54.878	6	31.995	31.608	21.708	26.418	1'51.729	306,8	14:11'58.831
7	31.773	31.349	21.660	26.347	1'51.129	314,9	14:13'46.007	7	32.130	31.604	21.634	26.346	1'51.714	311,2	14:13'50.545
8	31.933	31.444	21.751	26.337	1'51.465	313,0	14:15'37.472	8	31.922	31.572	21.604	26.271	1'51.369	309,5	14:15'41.914
9	31.940	31.466	21.700	26.312	1'51.418	312,1	14:17'28.890	9	32.048	31.677	21.970	26.668	1'52.363	305,1	14:17'34.277
10	31.845	31.339	21.742	26.206	1'51.132	313,0	14:19'20.022	10	32.318	31.719	21.797	26.622	1'52.456	306,8	14:19'26.733
11	31.966	31.371	21.638	26.366	1'51.341	311,2	14:21'11.363	11	35.096	31.653	21.735	26.560	1'55.044	310,3	14:21'21.777
12	31.987	31.537	21.633	26.387	1'51.544	310,3	14:23'02.907	12	32.049	31.642	21.881	26.474	1'52.046	311,2	14:23'13.823
13	31.854	31.545	21.708	26.503	1'51.610	311,2	14:24'54.517	13	32.438	31.749	21.887	26.792	1'52.866	302,5	14:25'06.689
14	31.915	31.528	22.076	26.750	1'52.269	306,8	14:26'46.786	14	32.345	31.789	21.844	26.848	1'52.826	305,1	14:26'59.515
15	32.054	31.606	21.737	26.411	1'51.808	310,3	14:28'38.594	15	32.229	31.795	21.889	26.740	1'52.653	305,1	14:28'52.168
16	32.094	31.555	21.785	26.475	1'51.909	310,3	14:30'30.503	16	32.922	31.855	22.185	26.624	1'53.586	310,3	14:30'45.754
17	32.157	31.762	21.941	26.602	1'52.462	310,3	14:32'22.965	17	32.356	31.911	21.732	26.540	1'52.539	305,9	14:32'38.293
18	32.397	32.098	22.137	26.990	1'53.622	313,0	14:34'16.587	18	32.308	31.791	21.847	26.451	1'52.397	310,3	14:34'30.690
Race Time 33'29.735								Race Time 33'43.838							

05/09/2020 P = Pits In/Out - C = Lap Time Cancelled

These data/results cannot be reproduced, stored and/or transmitted in whole or in part by any manner of electronic, mechanical, photocopying, recording, broadcasting or otherwise now known or herein after developed without the previous express consent by the copyright owner, except for reproduction in daily press and regular printed publications on sale to the public within 60 days of the event related to those data/results and always provided that copyright symbol appears together as follows below.

© DORNA WSBK ORGANIZATION Srl 2020



Pirelli Teruel Round, 4 - 6 September 2020 Chronological Analysis Race 1

Start at 14:00'46.852

7° 91 L. HASLAM (1'51.273)								10° 66 T. SYKES (1'51.255)							
Lap	Seg.1	Seg.2	Seg.3	Seg.4	Lap Time	km/h	Local Time	Lap	Seg.1	Seg.2	Seg.3	Seg.4	Lap Time	km/h	Local Time
1		31.485	21.628	26.273	1'54.056	314,0	14:02'40.908	1		31.412	21.844	26.507	1'53.887	310,3	14:02'40.739
2	31.878	31.401	21.601	26.393	1'51.273	314,0	14:04'32.181	2	31.874	31.312	21.574	26.495	1'51.255	307,7	14:04'31.994
3	32.129	31.440	21.661	26.439	1'51.669	315,8	14:06'23.850	3	31.830	31.320	22.090	26.552	1'51.792	310,3	14:06'23.786
4	31.831	31.412	21.569	26.601	1'51.413	309,5	14:08'15.263	4	32.214	31.468	21.622	26.769	1'52.073	305,1	14:08'15.859
5	31.953	31.544	21.566	26.574	1'51.637	309,5	14:10'06.900	5	32.032	31.461	21.628	26.711	1'51.832	306,8	14:10'07.691
6	31.901	31.838	21.981	26.546	1'52.266	310,3	14:11'59.166	6	31.896	31.446	21.860	26.503	1'51.705	310,3	14:11'59.396
7	31.970	31.704	21.652	26.485	1'51.811	312,1	14:13'50.977	7	32.141	31.632	21.793	26.494	1'52.060	310,3	14:13'51.456
8	32.145	31.579	21.571	26.534	1'51.829	311,2	14:15'42.806	8	32.133	31.621	21.723	26.610	1'52.087	308,6	14:15'43.543
9	32.048	31.642	21.667	26.497	1'51.854	310,3	14:17'34.660	9	32.341	31.530	21.671	26.563	1'52.105	306,8	14:17'35.648
10	32.156	31.731	21.781	26.550	1'52.218	310,3	14:19'26.878	10	32.238	31.655	21.709	26.655	1'52.257	306,8	14:19'27.905
11	32.424	31.990	21.886	26.819	1'53.119	305,1	14:21'19.997	11	32.208	31.591	21.779	26.686	1'52.264	305,1	14:21'20.169
12	32.235	31.846	21.979	26.994	1'53.054	305,9	14:23'13.051	12	32.257	31.843	22.006	26.840	1'52.946	305,9	14:23'13.115
13	32.666	32.031	21.988	27.064	1'53.749	301,7	14:25'06.800	13	32.471	31.934	23.153	27.035	1'54.593	304,2	14:25'07.708
14	32.373	31.964	21.773	26.692	1'52.802	311,2	14:26'59.602	14	32.234	31.873	22.311	26.778	1'53.196	305,9	14:27'00.904
15	32.349	31.793	21.867	26.665	1'52.674	310,3	14:28'52.276	15	32.428	31.745	22.072	27.017	1'53.262	303,4	14:28'54.166
16	32.544	31.988	22.119	26.757	1'53.408	307,7	14:30'45.684	16	32.394	31.865	21.968	26.784	1'53.011	305,9	14:30'47.177
17	32.573	31.836	21.954	26.503	1'52.866	309,5	14:32'38.550	17	32.415	31.926	21.966	26.834	1'53.141	305,9	14:32'40.318
18	32.190	31.810	21.863	26.414	1'52.277	314,0	14:34'30.827	18	32.320	31.941	21.948	26.821	1'53.030	309,5	14:34'33.348
Race Time 33'43.975								Race Time 33'46.496							

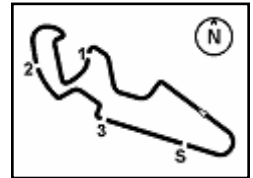
8° 50 E. LAVERTY (1'51.638)								11° 31 G. GERLOFF (1'51.429)							
Lap	Seg.1	Seg.2	Seg.3	Seg.4	Lap Time	km/h	Local Time	Lap	Seg.1	Seg.2	Seg.3	Seg.4	Lap Time	km/h	Local Time
1		32.005	21.897	26.313	1'55.829	318,6	14:02'42.681	1		31.503	22.088	26.461	1'55.400	313,0	14:02'42.252
2	32.064	31.348	21.770	26.456	1'51.638	319,5	14:04'34.319	2	31.840	31.418	21.682	26.489	1'51.429	308,6	14:04'33.681
3	31.968	31.622	21.799	26.496	1'51.885	317,6	14:06'26.204	3	32.034	31.451	21.439	26.619	1'51.543	310,3	14:06'25.224
4	32.307	31.656	21.755	26.472	1'52.190	314,0	14:08'18.394	4	31.885	31.459	21.513	26.615	1'51.472	305,9	14:08'16.696
5	32.099	31.541	21.690	26.485	1'51.815	314,0	14:10'10.209	5	32.045	31.476	21.462	26.631	1'51.614	305,1	14:10'08.310
6	32.231	31.534	21.796	26.445	1'52.006	314,9	14:12'02.215	6	31.916	31.627	21.634	26.607	1'51.784	305,9	14:12'00.094
7	32.055	31.620	21.855	26.474	1'52.004	316,7	14:13'54.219	7	32.501	31.614	21.847	27.046	1'53.008	306,8	14:13'53.102
8	32.359	31.572	21.750	26.368	1'52.049	315,8	14:15'46.268	8	32.130	31.794	21.648	26.654	1'52.226	305,1	14:15'45.328
9	32.300	31.577	21.879	26.423	1'52.179	315,8	14:17'38.447	9	32.002	31.686	21.792	26.747	1'52.227	303,4	14:17'37.555
10	32.215	31.657	21.703	26.487	1'52.062	314,9	14:19'30.509	10	32.139	31.792	21.750	26.665	1'52.346	305,1	14:19'29.901
11	32.448	31.813	21.875	26.479	1'52.615	311,2	14:21'23.124	11	32.099	31.767	21.800	26.799	1'52.465	305,9	14:21'22.366
12	32.259	31.561	21.847	26.620	1'52.287	310,3	14:23'15.411	12	32.274	31.800	21.796	27.025	1'52.895	301,7	14:23'15.261
13	32.655	31.605	21.850	26.606	1'52.716	318,6	14:25'08.127	13	32.359	31.783	21.793	26.870	1'52.805	307,7	14:25'08.066
14	32.132	31.632	21.988	26.584	1'52.336	313,0	14:27'00.463	14	32.439	31.848	22.002	26.887	1'53.176	306,8	14:27'01.242
15	32.263	31.716	21.979	26.496	1'52.454	314,9	14:28'52.917	15	32.356	31.920	21.916	26.815	1'53.007	305,9	14:28'54.249
16	32.324	31.916	22.247	26.574	1'53.061	316,7	14:30'45.978	16	32.416	32.067	21.995	26.727	1'53.205	306,8	14:30'47.454
17	32.629	31.757	22.006	26.454	1'52.846	317,6	14:32'38.824	17	32.297	31.992	22.410	26.845	1'53.544	305,1	14:32'40.998
18	32.383	31.690	22.007	26.397	1'52.477	317,6	14:34'31.301	18	32.328	31.995	21.874	26.711	1'52.908	308,6	14:34'33.906
Race Time 33'44.449								Race Time 33'47.054							

9° 64 F. CARICASULO (1'51.467)								12° 76 L. BAZ (1'51.776)							
Lap	Seg.1	Seg.2	Seg.3	Seg.4	Lap Time	km/h	Local Time	Lap	Seg.1	Seg.2	Seg.3	Seg.4	Lap Time	km/h	Local Time
1		31.793	22.008	26.177	1'55.422	315,8	14:02'42.274	1		31.584	21.888	26.653	1'55.118	302,5	14:02'41.970
2	32.108	31.258	21.815	26.354	1'51.535	311,2	14:04'33.809	2	31.991	31.456	21.507	26.822	1'51.776	303,4	14:04'33.746
3	32.137	31.384	21.733	26.267	1'51.521	310,3	14:06'25.330	3	32.347	31.603	21.609	26.691	1'52.250	305,1	14:06'25.996
4	32.114	31.394	21.653	26.306	1'51.467	308,6	14:08'16.797	4	31.849	31.497	21.664	26.852	1'51.862	301,7	14:08'17.858
5	32.110	31.449	21.657	26.448	1'51.664	308,6	14:10'08.461	5	31.874	31.479	21.616	26.836	1'51.805	302,5	14:10'09.663
6	31.993	31.524	21.819	26.393	1'51.729	311,2	14:12'00.190	6	31.930	31.589	21.613	26.833	1'51.965	301,7	14:12'01.628
7	32.180	31.534	21.718	26.376	1'51.808	308,6	14:13'51.998	7	32.018	31.510	21.645	26.753	1'51.926	305,1	14:13'53.554
8	32.111	31.578	21.700	26.381	1'51.770	310,3	14:15'43.768	8	32.066	31.654	21.727	26.621	1'52.068	305,9	14:15'45.622
9	32.392	31.616	21.804	26.427	1'52.239	308,6	14:17'36.007	9	31.948	31.626	21.772	26.717	1'52.063	304,2	14:17'37.685
10	32.692	31.628	21.870	26.626	1'52.816	306,8	14:19'28.823	10	32.096	31.786	21.821	26.686	1'52.389	305,9	14:19'30.074
11	32.406	31.530	21.824	26.592	1'52.352	305,9	14:21'21.175	11	32.654	31.811	21.808	26.997	1'53.270	302,5	14:21'23.344
12	32.386	31.639	21.982	26.575	1'52.582	305,1	14:23'13.757	12	32.326	31.774	21.838	26.950	1'52.888	301,7	14:23'16.232
13	32.624	31.785	22.087	26.636	1'53.132	309,5	14:25'06.889	13	32.417	31.787	21.830	27.012	1'53.046	300,8	14:25'09.278
14	32.434	31.934	21.956	26.694	1'53.018	307,7	14:26'59.907	14	32.206	31.796	21.802	27.093	1'52.897	300,0	14:27'02.175
15	32.396	31.786	22.022	26.719	1'52.923	310,3	14:28'52.830	15	32.378	31.798	21.984	26.997	1'53.157	300,8	14:28'55.332
16	32.523	31.977	22.238	26.591	1'53.329	310,3	14:30'46.159	16	32.276	31.818	21.858	27.102	1'53.054	305,1	14:30'48.386
17	32.627	31.892	21.973	26.496	1'52.988	308,6	14:32'39.147	17	32.280	31.878	22.011	26.964	1'53.133	304,2	14:32'41.519
18	32.360	31.809	22.040	26.633	1'52.842	311,2	14:34'31.989	18	32.303	31.819	21.964	27.043	1'53.129	305,9	14:34'34.648
Race Time 33'45.137								Race Time 33'47.796							

05/09/2020 P = Pits In/Out - C = Lap Time Cancelled

These data/results cannot be reproduced, stored and/or transmitted in whole or in part by any manner of electronic, mechanical, photocopying, recording, broadcasting or otherwise now known or herein after developed without the previous express consent by the copyright owner, except for reproduction in daily press and regular printed publications on sale to the public within 60 days of the event related to those data/results and always provided that copyright symbol appears together as follows below.

© DORNA WSBK ORGANIZATION Srl 2020



Pirelli Teruel Round, 4 - 6 September 2020 Chronological Analysis Race 1

Start at 14:00'46.852

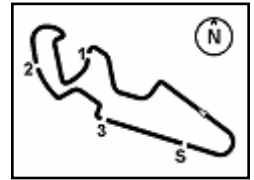
3 / 4

13° 12 X. FORES (1'51.337)								16° 77 M. SCHEIB (1'50.889)								
Lap	Seg.1	Seg.2	Seg.3	Seg.4	Lap Time	km/h	Local Time	Lap	Seg.1	Seg.2	Seg.3	Seg.4	Lap Time	km/h	Local Time	
1		31.953	22.732	26.614	1'57.806	304,2	14:02'44.658	1		31.757	21.776	26.380	1'55.098	307,7	14:02'41.950	
2	31.859	31.487	21.442	26.549	1'51.337	305,1	14:04'35.995	2	31.787	31.296	21.502	26.304	1'50.889	307,7	14:04'32.839	
3	31.885	31.435	21.558	26.598	1'51.476	305,9	14:06'27.471	3	31.957	31.616	21.658	26.656	1'51.887	303,4	14:06'24.726	
4	31.942	31.393	21.761	26.567	1'51.663	306,8	14:08'19.134	4	1'36.208	36.266	23.511	37.595	3'13.580P	266,0	14:09'38.306	
5	31.922	31.472	21.667	26.563	1'51.624	305,9	14:10'10.758	5	4'50.556	32.151	22.013	26.842	6'11.562P	301,7	14:15'49.868	
6	31.913	31.534	21.784	26.548	1'51.779	306,8	14:12'02.537	6	32.324	31.901	21.843	26.712	1'52.780	301,7	14:17'42.648	
7	32.047	31.618	21.819	26.526	1'52.010	309,5	14:13'54.547	7	32.164	31.732	21.762	26.576	1'52.234	302,5	14:19'34.882	
8	32.204	31.602	21.937	26.473	1'52.216	305,9	14:15'46.763	8	32.278	31.681	21.745	26.671	1'52.375	301,7	14:21'27.257	
9	32.414	31.927	21.857	26.666	1'52.864	304,2	14:17'39.627	9	32.220	31.956	21.642	26.805	1'52.623	300,0	14:23'19.880	
10	32.333	31.702	21.936	26.747	1'52.718	303,4	14:19'32.345	10	32.341	31.876	21.746	26.666	1'52.629	301,7	14:25'12.509	
11	32.426	31.780	21.947	26.800	1'52.953	300,8	14:21'25.298	11	32.411	31.929	21.865	26.759	1'52.964	302,5	14:27'05.473	
12	32.436	31.871	21.985	26.827	1'53.119	300,0	14:23'18.417	12	32.397	31.981	22.123	26.677	1'53.178	305,9	14:28'58.651	
13	32.427	31.900	21.968	26.857	1'53.152	299,2	14:25'11.569	13	32.415	31.811	21.927	26.702	1'52.855	300,0	14:30'51.506	
14	32.590	31.917	21.953	26.926	1'53.386	298,3	14:27'04.955	14	32.378	31.905	21.938	26.728	1'52.949	301,7	14:32'44.455	
15	32.661	32.057	22.051	26.862	1'53.631	300,8	14:28'58.586	15	32.589	32.095	22.068	26.768	1'53.520	304,2	14:34'37.975	
16	32.675	32.051	22.080	26.926	1'53.732	301,7	14:30'52.318								Race Time 33'51.123	
17	32.449	32.170	22.192	26.785	1'53.596	303,4	14:32'45.914	RET								
18	32.601	32.101	22.163	26.904	1'53.769	304,2	14:34'39.683									
							Race Time 33'52.831									
14° 71 M. FERRARI (1'52.228)								19 A. BAUTISTA (1'50.274)								
Lap	Seg.1	Seg.2	Seg.3	Seg.4	Lap Time	km/h	Local Time	Lap	Seg.1	Seg.2	Seg.3	Seg.4	Lap Time	km/h	Local Time	
1		32.211	23.557	26.549	1'58.704	304,2	14:02'45.556	1		31.219	21.449	26.277	1'53.333	317,6	14:02'40.185	
2	32.135	31.643	21.717	26.733	1'52.228	305,9	14:04'37.784	2	31.514	31.181	21.370	26.209	1'50.274	319,5	14:04'30.459	
3	32.174	31.663	21.787	26.728	1'52.352	301,7	14:06'30.136	3	31.635	31.445	21.433	26.320	1'50.833	317,6	14:06'21.292	
4	32.180	31.614	21.840	26.764	1'52.398	302,5	14:08'22.534	4	31.717	31.167	21.426	26.416	1'50.726	316,7	14:08'12.018	
5	32.293	31.743	21.833	26.704	1'52.573	303,4	14:10'15.107	5	31.669	31.214	21.469	26.281	1'50.633	315,8	14:10'02.651	
6	32.345	32.151	22.236	26.796	1'53.528	300,8	14:12'08.635	6	31.625	31.342	21.504	26.284	1'50.755	316,7	14:11'53.406	
7	32.712	31.957	21.956	26.972	1'53.597	302,5	14:14'02.232	7	32.144	31.358	21.488	26.228	1'51.218	318,6	14:13'44.624	
8	32.728	31.918	22.145	26.872	1'53.663	300,8	14:15'55.895	8	31.951	31.401	21.559	26.540	1'51.451	314,9	14:15'36.075	
9	32.468	31.812	22.083	26.729	1'53.092	300,8	14:17'48.987	9	31.816	31.441	21.521	26.453	1'51.231	313,0	14:17'27.306	
10	32.502	31.915	22.015	26.809	1'53.241	300,8	14:19'42.228	10	31.767	31.405	21.524	26.361	1'51.057	314,9	14:19'18.363	
11	32.740	31.757	21.984	26.803	1'53.284	300,0	14:21'35.512	11	32.419	31.641	21.648	26.461	1'52.169	314,9	14:21'10.532	
12	32.539	31.934	22.123	26.923	1'53.519	297,5	14:23'29.031	12	31.876	31.509	21.525	26.570	1'51.480	312,1	14:23'02.012	
13	32.688	31.991	22.084	27.137	1'53.900	298,3	14:25'22.931	13	31.919	31.668	21.596	26.563	1'51.746	313,0	14:24'53.758	
14	32.520	31.917	22.085	26.978	1'53.500	298,3	14:27'16.431	14	32.066	31.641	22.427	26.832	1'52.966	305,9	14:26'46.724	
15	32.717	31.957	22.150	26.896	1'53.720	299,2	14:29'10.151								Race Time 25'59.872	
16	32.692	32.142	22.130	26.899	1'53.863	299,2	14:31'04.014	RET								
17	32.580	32.030	22.135	26.837	1'53.582	299,2	14:32'57.596									
18	32.651	32.110	22.233	26.809	1'53.803	302,5	14:34'51.399									
							Race Time 34'04.547									
15° 13 T. TAKAHASHI (1'53.142)								40 R. RAMOS (1'52.824)								
Lap	Seg.1	Seg.2	Seg.3	Seg.4	Lap Time	km/h	Local Time	Lap	Seg.1	Seg.2	Seg.3	Seg.4	Lap Time	km/h	Local Time	
1		32.561	23.124	26.864	1'59.286	305,9	14:02'46.138	1		32.076	23.723	26.840	1'58.855	300,0	14:02'45.707	
2	32.244	32.034	21.962	26.902	1'53.142	305,9	14:04'39.280	2		31.686	22.133	26.786	1'52.824	300,8	14:04'38.531	
3	32.314	31.969	21.975	27.035	1'53.293	302,5	14:06'32.573	3	32.347	31.784	21.932	26.864	1'52.927	297,5	14:06'31.458	
4	32.327	32.146	21.979	27.148	1'53.600	303,4	14:08'26.173	4	32.738	31.751	21.955	27.734	1'54.178	297,5	14:08'25.636	
5	32.571	32.143	22.031	26.929	1'53.674	301,7	14:10'19.847	5	32.906	31.823	21.919	26.905	1'53.553	295,9	14:10'19.189	
6	32.324	32.126	22.020	27.068	1'53.538	302,5	14:12'13.385	6	32.393	31.858	21.954	26.834	1'53.039	298,3	14:12'12.228	
7	32.358	32.115	22.067	27.048	1'53.588	304,2	14:14'06.973	7	32.468	31.751	21.904	26.890	1'53.013	297,5	14:14'05.241	
8	32.846	32.330	21.952	27.091	1'54.219	300,8	14:16'01.192	8	32.538	31.852	21.862	26.873	1'53.125	296,7	14:15'58.366	
9	32.885	32.452	22.096	27.199	1'54.632	301,7	14:17'55.824	9	32.297	31.976	21.964	26.879	1'53.116	295,9	14:17'51.482	
10	32.547	32.199	22.283	27.097	1'54.126	301,7	14:19'49.950	10	32.336	31.776	21.921	26.872	1'52.905	296,7	14:19'44.387	
11	32.481	32.313	21.967	27.166	1'53.927	300,8	14:21'43.877	11	32.485	31.796	21.922	26.985	1'53.188	293,5	14:21'37.575	
12	32.579	32.362	22.115	27.329	1'54.385	298,3	14:23'38.262	12	32.663	31.863	21.995	27.191	1'53.712	293,5	14:23'31.287	
13	32.596	32.277	22.236	27.251	1'54.360	298,3	14:25'32.622	13	34.048	32.153	22.077	27.289	1'55.567	291,9	14:25'26.854	
14	32.516	32.579	22.158	27.230	1'54.483	296,7	14:27'27.105	14	33.010	32.203	22.595	34.444	2'02.252P	290,3	14:27'29.106	
15	32.710	32.307	22.162	27.132	1'54.311	300,0	14:29'21.416								Race Time 26'42.254	
16	32.666	32.299	22.326	27.173	1'54.464	300,8	14:31'15.880	RET								
17	33.000	32.486	22.409	27.194	1'55.089	300,8	14:33'10.969									
18	32.599	32.883	22.404	27.226	1'55.112	301,7	14:35'06.081									
							Race Time 34'19.229									Race Time 12'57.628
16° 45 S. REDDING (1'50.405)																
Lap	Seg.1	Seg.2	Seg.3	Seg.4	Lap Time	km/h	Local Time									
1			31.228	21.503	26.191	1'52.629	316,7	14:02'39.481								
2	31.667	31.090	21.416	26.232	1'50.405	317,6	14:04'29.886									
3	31.745	31.206	21.450	26.141	1'50.542	314,9	14:06'20.428									
4	31.638	31.282	21.523	26.312	1'50.755	313,0	14:08'11.183									
5	31.701	31.306	21.424	26.257	1'50.688	313,0	14:10'01.871									
6	31.821	31.411	21.729	26.240	1'51.201	314,0	14:11'53.072									
7	32.239	31.365	21.517	26.287	1'51.408	313,0	14:13'44.480									
							Race Time 12'57.628									

05/09/2020 P = Pits In/Out - C = Lap Time Cancelled

These data/results cannot be reproduced, stored and/or transmitted in whole or in part by any manner of electronic, mechanical, photocopying, recording, broadcasting or otherwise now known or herein after developed without the previous express consent by the copyright owner, except for reproduction in daily press and regular printed publications on sale to the public within 60 days of the event related to those data/results and always provided that copyright symbol appears together as follows below.

© DORNA WSBK ORGANIZATION Srl 2020


Pirelli Teruel Round, 4 - 6 September 2020
Chronological Analysis Race 1

Start at 14:00'46.852

RET		33 M. MELANDRI (1'51.692)							
Lap	Seg.1	Seg.2	Seg.3	Seg.4	Lap Time	km/h	Local Time		
1		31.925	22.063	26.194	1'55.979	320,5	14:02'42.831		
2	32.095	31.474	21.867	26.256	1'51.692	318,6	14:04'34.523		
3	32.025	31.621	21.813	26.358	1'51.817	318,6	14:06'26.340		
4	32.365	31.686	21.821	29.357	1'55.229	314,9	14:08'21.569		
5	32.492	31.915	21.748	26.574	1'52.729	312,1	14:10'14.298		
6	32.179	31.663	25.484	34.557	2'03.883P	296,7	14:12'18.181		
					Race Time 11'31.329				

05/09/2020 P = Pits In/Out - C = Lap Time Cancelled

These data/results cannot be reproduced, stored and/or transmitted in whole or in part by any manner of electronic, mechanical, photocopying, recording, broadcasting or otherwise now known or herein after developed without the previous express consent by the copyright owner, except for reproduction in daily press and regular printed publications on sale to the public within 60 days of the event related to those data/results and always provided that copyright symbol appears together as follows below.

© DORNA WSBK ORGANIZATION Srl 2020

