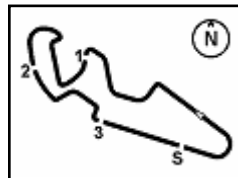


MOTORLAND ARAGON				
TRACK LENGTH:	5,077 km	3,155 mi		
Loop	ID	OC	GPS	
		ms	LAT	LON
Pit In	3	15	41,07730 N	0,19648 W
Pit Out	18	90	41,07946 N	0,19994 W
Speed	20	100	41,07523 N	0,19893 W
FL.1	41	205	41,07890 N	0,20354 W
I1	22	110	41,08133 N	0,20759 W
I1.1	42	210	41,08423 N	0,21083 W
I2	24	120	41,08125 N	0,21250 W
I2.1	43	215	41,07922 N	0,20790 W
I3	26	130	41,07728 N	0,20665 W
I3.1	44	220	41,07543 N	0,19395 W
FL	30	150	41,07747 N	0,19642 W

PS = Practice Start board



Pirelli Teruel Round, 4 - 6 September 2020

Biographical Entry List

MotorLand Aragon 5.077 m

No.	Rider (Abbreviation)	Nat	Bike	Wins	Podiums	Pole	Races	Tyres	Class
	Age Date of Birth Place of Birth		Team	2020	2020	2020	2020		
1	1 REA Jonathan (Rea) 33 02/02/1987 Ballymena	GBR	Kawasaki ZX-10RR Kawasaki Racing Team WorldSBK	93 5	176 8	25 2	290 10	Pirelli	
2	7 DAVIES Chaz (Dav) 33 10/02/1987 Knighton	GBR	Ducati Panigale V4 R ARUBA.IT Racing - Ducati	30	91	7	223	Pirelli	
3	12 FORES Xavi (For) 34 16/09/1985 Llombai	ESP	Kawasaki ZX-10RR Kawasaki Puccetti Racing		6		101	Pirelli	IND
4	13 TAKAHASHI Takumi (Tak) 30 26/11/1989 Saitama	JPN	Honda CBR1000RR-R MIE Racing HONDA Team				17	Pirelli	IND
5	19 BAUTISTA Alvaro (Bau) 35 21/11/1984 Talavera de la Reina	ESP	Honda CBR1000RR-R Team HRC	16	24	4	46	Pirelli	
6	20 BARRIER Sylvain (Bar) 31 20/10/1988 Oyonnax	FRA	Ducati Panigale V4 R Brixx Performance				36	Pirelli	IND
7	21 RINALDI Michael Ruben (Rin) 24 21/12/1995 Rimini	ITA	Ducati Panigale V4 R Team GOELEVEN				63	Pirelli	IND
8	22 LOWES Alex (Low) 29 14/09/1990 Lincoln	GBR	Kawasaki ZX-10RR Kawasaki Racing Team WorldSBK	2 1	22 2	1	176	Pirelli	
9	31 GERLOFF Garrett (Ger) 25 01/08/1995 Spring	USA	Yamaha YZF R1 GRT Yamaha WorldSBK Junior Team				8	Pirelli	IND
10	33 MELANDRI Marco (Mel) 38 07/08/1982 Ravenna	ITA	Ducati Panigale V4 R Barni Racing Team	22	75	4	196	Pirelli	IND
11	40 RAMOS Roman (Ram) 29 06/01/1991 Santander	ESP	Kawasaki ZX-10RR OUTDO Kawasaki TPR				100	Pirelli	IND
12	45 REDDING Scott (Red) 27 04/01/1993 Gloucester	GBR	Ducati Panigale V4 R ARUBA.IT Racing - Ducati	3 3	8 8	1 1	10	Pirelli	
13	50 LAVERTY Eugene (Lav) 34 03/06/1986 Toomebridge	IRL	BMW S1000 RR BMW Motorrad WorldSBK Team	13	35	3	183	Pirelli	
14	54 RAZGATLIOGLU Toprak (Raz) 23 16/10/1996 Sakarya	TUR	Yamaha YZF R1 PATA YAMAHA WorldSBK Official Team	3 1	21 6		71	Pirelli	
15	60 VAN DER MARK Michael (vdM) 27 26/10/1992 Gouda	NED	Yamaha YZF R1 PATA YAMAHA WorldSBK Official Team	3	32	1	147	Pirelli	
16	64 CARICASULO Federico (Car) 24 06/04/1996 Ravenna	ITA	Yamaha YZF R1 GRT Yamaha WorldSBK Junior Team				10	Pirelli	IND
17	66 SYKES Tom (Syk) 35 19/08/1985 Huddersfield	GBR	BMW S1000 RR BMW Motorrad WorldSBK Team	34	112	50 1	306	Pirelli	
18	71 FERRARI Matteo (Fer) 23 12/02/1997 Cesena	ITA	Ducati Panigale V4 R Motocorsa Racing					Pirelli	IND
19	76 BAZ Loris (Baz) 27 01/02/1993 Sallanches	FRA	Yamaha YZF R1 Ten Kate Racing Yamaha	2	15 1	2	119	Pirelli	IND
20	77 SCHEIB Maximilian (Sch) 25 24/07/1995 Santiago	CHI	Kawasaki ZX-10RR ORELAC Racing VERDNATURA				13	Pirelli	IND
21	91 HASLAM Leon (Has) 37 31/05/1983 Derby	GBR	Honda CBR1000RR-R Team HRC	5	45	3	264	Pirelli	

04/09/2020

* = Wild Card

** = One Event

These data/results cannot be reproduced, stored and/or transmitted in whole or in part by any manner of electronic, mechanical, photocopying, recording, broadcasting or otherwise now known or herein after developed without the previous express consent by the copyright owner, except for reproduction in daily press and regular printed publications on sale to the public within 60 days of the event related to those data/results and always provided that copyright symbol appears together as follows below.

© DORNA WSBK ORGANIZATION Srl 2020

FIKZ PERUGIA TIMING



Official Tyre Supplier



Official Timekeeper

Pirelli Teruel Round, 4 - 6 September 2020

Results Free Practice 1st Session

MotorLand Aragon 5.077 m

1 / 2

No.	Rider	Nat	Team	Bike	Class	Time	Gap	Rel.	Laps	Speed	
										Avg	Max
1	21 M. RINALDI	ITA	Team GOELEVELN	Ducati Panigale V4 R	IND	1'49.840			15	166,398	306,8
2	1 J. REA	GBR	Kawasaki Racing Team WorldSBK	Kawasaki ZX-10RR		1'49.841	0.001	0.001	17	166,397	305,9
3	22 A. LOWES	GBR	Kawasaki Racing Team WorldSBK	Kawasaki ZX-10RR		1'50.347	0.507	0.506	11	165,634	309,5
4	66 T. SYKES	GBR	BMW Motorrad WorldSBK Team	BMW S1000 RR		1'50.537	0.697	0.190	14	165,349	305,9
5	54 T. RAZGATLIOGLU	TUR	PATA YAMAHA WorldSBK Official Team	Yamaha YZF R1		1'50.659	0.819	0.122	15	165,167	309,5
6	60 M. VAN DER MARK	NED	PATA YAMAHA WorldSBK Official Team	Yamaha YZF R1		1'50.765	0.925	0.106	17	165,009	306,8
7	7 C. DAVIES	GBR	ARUBA.IT Racing - Ducati	Ducati Panigale V4 R		1'50.766	0.926	0.001	16	165,007	309,5
8	45 S. REDDING	GBR	ARUBA.IT Racing - Ducati	Ducati Panigale V4 R		1'50.893	1.053	0.127	19	164,818	306,8
9	91 L. HASLAM	GBR	Team HRC	Honda CBR1000RR-R		1'50.978	1.138	0.085	18	164,692	309,5
10	19 A. BAUTISTA	ESP	Team HRC	Honda CBR1000RR-R		1'51.000	1.160	0.022	15	164,659	314,9
11	76 L. BAZ	FRA	Ten Kate Racing Yamaha	Yamaha YZF R1	IND	1'51.081	1.241	0.081	19	164,539	300,8
12	50 E. LAVERTY	IRL	BMW Motorrad WorldSBK Team	BMW S1000 RR		1'51.113	1.273	0.032	17	164,492	312,1
13	12 X. FORES	ESP	Kawasaki Puccetti Racing	Kawasaki ZX-10RR	IND	1'51.203	1.363	0.090	19	164,359	302,5
14	77 M. SCHEIB	CHI	ORELAC Racing VERDNATURA	Kawasaki ZX-10RR	IND	1'51.384	1.544	0.181	14	164,092	304,2
15	33 M. MELANDRI	ITA	Barni Racing Team	Ducati Panigale V4 R	IND	1'51.632	1.792	0.248	13	163,727	313,0
16	31 G. GERLOFF	USA	GRT Yamaha WorldSBK Junior Team	Yamaha YZF R1	IND	1'51.694	1.854	0.062	16	163,636	309,5
17	20 S. BARRIER	FRA	Brix Performance	Ducati Panigale V4 R	IND	1'51.844	2.004	0.150	13	163,417	305,1
18	64 F. CARICASULO	ITA	GRT Yamaha WorldSBK Junior Team	Yamaha YZF R1	IND	1'51.982	2.142	0.138	10	163,216	297,5
19	40 R. RAMOS	ESP	OUTDO Kawasaki TPR	Kawasaki ZX-10RR	IND	1'52.439	2.599	0.457	16	162,552	304,2
20	13 T. TAKAHASHI	JPN	MIE Racing HONDA Team	Honda CBR1000RR-R	IND	1'53.230	3.390	0.791	19	161,417	303,4
21	71 M. FERRARI	ITA	Motocorsa Racing	Ducati Panigale V4 R	IND	1'53.581	3.741	0.351	20	160,918	304,2

Qualifying Lap Time (107% of 1'49.840): 1'57.530

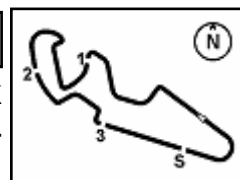
AIR	Humidity:	61%	Temp:	23°C
TRACK	Condition:	Dry	Temp:	32°C

Records	Pole (SP)	2019 A.Bautista	1'49.049	167,610	Km/h
	Race (RC1)	2019 A.Bautista	1'49.755	166,530	Km/h
	All Times (SP)	2019 A.Bautista	1'49.049	167,610	Km/h

Start	End	The results are provisional until the end of the time limit for protests and appeals and the completion of the technical checks.
04/09/2020 10:52	11:43	

These data/results cannot be reproduced, stored and/or transmitted in whole or in part by any manner of electronic, mechanical, photocopying, recording, broadcasting or otherwise now known or herein after developed without the previous express consent by the copyright owner, except for reproduction in daily press and regular printed publications on sale to the public within 60 days of the event related to those data/results and always provided that copyright symbol appears together as follows below.

© DORNA WSBK ORGANIZATION Srl 2020



Pirelli Teruel Round, 4 - 6 September 2020

Results Free Practice 1st Session

Session Highlights

Local Time	No. Rider	Description
10.47.38		START DELAYED
10.52.00		Start
10.52.04		WorldSBK Pit Intervention Time: 56secs
11.00.33	54 T. RAZGATLIOGLU	Lap Cancelled (1'51.385) - Exceeded Track Limits - Turn 17
11.03.29	77 M. SCHEIB	On Asphalt - Re-Joined - Turn 7
11.27.58		WorldSSP FP1 Pit Lane Will Open at 11.50
11.33.58	19 A. BAUTISTA	Lap Cancelled (1'51.493) - Exceeded Track Limits - Turn 10
11.37.39	20 S. BARRIER	Crashed - Turn 10
11.43.59		End Of Session

Fastest Laps Sequence

No.	Rider	Nat	Team	Bike	Local Time	Time	Gap	Avg
45	S. REDDING	GBR	ARUBA.IT Racing - Ducati	Ducati Panigale V4 R	10:55'43.751	1'51.462		163,977
50	E. LAVERTY	IRL	BMW Motorrad WorldSBK Team	BMW S1000 RR	10:55'43.916	1'51.113	-0.349	164,492
19	A. BAUTISTA	ESP	Team HRC	Honda CBR1000RR-R	10:56'03.565	1'51.000	-0.113	164,659
22	A. LOWES	GBR	Kawasaki Racing Team WorldSBK	Kawasaki ZX-10RR	10:56'06.370	1'50.347	-0.653	165,634
1	J. REA	GBR	Kawasaki Racing Team WorldSBK	Kawasaki ZX-10RR	11:02'53.495	1'50.068	-0.279	166,054
1	J. REA	GBR	Kawasaki Racing Team WorldSBK	Kawasaki ZX-10RR	11:04'43.336	1'49.841	-0.227	166,397
21	M. RINALDI	ITA	Team GOELEVELN	Ducati Panigale V4 R	11:39'24.797	1'49.840	-0.001	166,398

04/09/2020 Start End The results are provisional until the end of the time limit for protests and appeals and the completion of the technical checks.
10:52 11:43

These data/results cannot be reproduced, stored and/or transmitted in whole or in part by any manner of electronic, mechanical, photocopying, recording, broadcasting or otherwise now known or herein after developed without the previous express consent by the copyright owner, except for reproduction in daily press and regular printed publications on sale to the public within 60 days of the event related to those data/results and always provided that copyright symbol appears together as follows below.

© DORNA WSBK ORGANIZATION Srl 2020

Pirelli Teruel Round, 4 - 6 September 2020

Best Sectors & Speed Free Practice 1st Session

MotorLand Aragon 5.077 m

BEST LAP			
1	21 M. RINALDI	Ducati Panigale V4 R	1'49.840
2	1 J. REA	Kawasaki ZX-10RR	1'49.841
3	22 A. LOWES	Kawasaki ZX-10RR	1'50.347
4	66 T. SYKES	BMW S1000 RR	1'50.537
5	54 T. RAZGATLIOGLU	Yamaha YZF R1	1'50.659
6	60 M. VAN DER MARK	Yamaha YZF R1	1'50.765
7	7 C. DAVIES	Ducati Panigale V4 R	1'50.766
8	45 S. REDDING	Ducati Panigale V4 R	1'50.893
9	91 L. HASLAM	Honda CBR1000RR-R	1'50.978
10	19 A. BAUTISTA	Honda CBR1000RR-R	1'51.000
11	76 L. BAZ	Yamaha YZF R1	1'51.081
12	50 E. LAVERTY	BMW S1000 RR	1'51.113
13	12 X. FORES	Kawasaki ZX-10RR	1'51.203
14	77 M. SCHEIB	Kawasaki ZX-10RR	1'51.384
15	33 M. MELANDRI	Ducati Panigale V4 R	1'51.632
16	31 G. GERLOFF	Yamaha YZF R1	1'51.694
17	20 S. BARRIER	Ducati Panigale V4 R	1'51.844
18	64 F. CARICASULO	Yamaha YZF R1	1'51.982
19	40 R. RAMOS	Kawasaki ZX-10RR	1'52.439
20	13 T. TAKAHASHI	Honda CBR1000RR-R	1'53.230
21	71 M. FERRARI	Ducati Panigale V4 R	1'53.581

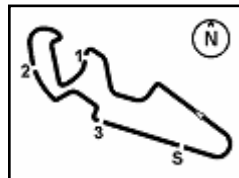
SPEED			
1	19 A. BAUTISTA	Honda CBR1000RR-R	314,9
2	33 M. MELANDRI	Ducati Panigale V4 R	313,0
3	50 E. LAVERTY	BMW S1000 RR	312,1
4	91 L. HASLAM	Honda CBR1000RR-R	309,5
5	22 A. LOWES	Kawasaki ZX-10RR	309,5
6	31 G. GERLOFF	Yamaha YZF R1	309,5
7	54 T. RAZGATLIOGLU	Yamaha YZF R1	309,5
8	7 C. DAVIES	Ducati Panigale V4 R	309,5
9	21 M. RINALDI	Ducati Panigale V4 R	306,8
10	60 M. VAN DER MARK	Yamaha YZF R1	306,8
11	45 S. REDDING	Ducati Panigale V4 R	306,8
12	66 T. SYKES	BMW S1000 RR	305,9
13	1 J. REA	Kawasaki ZX-10RR	305,9
14	20 S. BARRIER	Ducati Panigale V4 R	305,1
15	40 R. RAMOS	Kawasaki ZX-10RR	304,2
16	71 M. FERRARI	Ducati Panigale V4 R	304,2
17	77 M. SCHEIB	Kawasaki ZX-10RR	304,2
18	13 T. TAKAHASHI	Honda CBR1000RR-R	303,4
19	12 X. FORES	Kawasaki ZX-10RR	302,5
20	76 L. BAZ	Yamaha YZF R1	300,8
21	64 F. CARICASULO	Yamaha YZF R1	297,5

SEG. 1			SEG. 2			SEG. 3			SEG. 4		
1	21 M. RINALDI	31.391	1	1 J. REA	30.860	1	1 J. REA	21.275	1	21 M. RINALDI	26.039
2	1 J. REA	31.484	2	66 T. SYKES	31.021	2	21 M. RINALDI	21.299	2	22 A. LOWES	26.143
3	54 T. RAZGATLIOGLU	31.514	3	21 M. RINALDI	31.037	3	76 L. BAZ	21.360	3	1 J. REA	26.207
4	60 M. VAN DER MARK	31.568	4	22 A. LOWES	31.067	4	7 C. DAVIES	21.369	4	45 S. REDDING	26.221
5	91 L. HASLAM	31.615	5	60 M. VAN DER MARK	31.088	5	54 T. RAZGATLIOGLU	21.416	5	60 M. VAN DER MARK	26.258
6	66 T. SYKES	31.625	6	76 L. BAZ	31.137	6	66 T. SYKES	21.418	6	66 T. SYKES	26.312
7	76 L. BAZ	31.651	7	54 T. RAZGATLIOGLU	31.149	7	19 A. BAUTISTA	21.441	7	33 M. MELANDRI	26.342
8	22 A. LOWES	31.671	8	45 S. REDDING	31.170	8	91 L. HASLAM	21.445	8	7 C. DAVIES	26.360
9	7 C. DAVIES	31.681	9	50 E. LAVERTY	31.177	9	22 A. LOWES	21.450	9	91 L. HASLAM	26.366
10	19 A. BAUTISTA	31.737	10	19 A. BAUTISTA	31.229	10	12 X. FORES	21.474	10	54 T. RAZGATLIOGLU	26.371
11	12 X. FORES	31.752	11	12 X. FORES	31.294	11	45 S. REDDING	21.480	11	19 A. BAUTISTA	26.373
12	45 S. REDDING	31.765	12	64 F. CARICASULO	31.302	12	50 E. LAVERTY	21.493	12	31 G. GERLOFF	26.421
13	50 E. LAVERTY	31.791	13	7 C. DAVIES	31.337	13	33 M. MELANDRI	21.522	13	77 M. SCHEIB	26.430
14	31 G. GERLOFF	31.853	14	20 S. BARRIER	31.362	14	60 M. VAN DER MARK	21.540	14	50 E. LAVERTY	26.452
15	77 M. SCHEIB	31.855	15	31 G. GERLOFF	31.366	15	64 F. CARICASULO	21.608	15	12 X. FORES	26.480
16	33 M. MELANDRI	31.957	16	91 L. HASLAM	31.369	16	31 G. GERLOFF	21.616	16	20 S. BARRIER	26.485
17	64 F. CARICASULO	31.987	17	33 M. MELANDRI	31.396	17	77 M. SCHEIB	21.683	17	76 L. BAZ	26.562
18	20 S. BARRIER	32.173	18	77 M. SCHEIB	31.408	18	20 S. BARRIER	21.695	18	40 R. RAMOS	26.578
19	40 R. RAMOS	32.196	19	40 R. RAMOS	31.628	19	13 T. TAKAHASHI	21.774	19	71 M. FERRARI	26.675
20	13 T. TAKAHASHI	32.254	20	71 M. FERRARI	31.934	20	40 R. RAMOS	21.817	20	13 T. TAKAHASHI	26.903
21	71 M. FERRARI	32.531	21	13 T. TAKAHASHI	31.949	21	71 M. FERRARI	22.001	21	64 F. CARICASULO	26.977

04/09/2020

These data/results cannot be reproduced, stored and/or transmitted in whole or in part by any manner of electronic, mechanical, photocopying, recording, broadcasting or otherwise now known or herein after developed without the previous express consent by the copyright owner, except for reproduction in daily press and regular printed publications on sale to the public within 60 days of the event related to those data/results and always provided that copyright symbol appears together as follows below.

© DORNA WSBK ORGANIZATION Srl 2020



MotorLand Aragon 5.077 m

Pirelli Teruel Round, 4 - 6 September 2020

Ideal Times Free Practice 1st Session

No.	Rider	Nat	Bike	Seg. 1	Seg. 2	Seg. 3	Seg. 4	Ideal Time		
				Diff. 1	Diff. 2	Diff. 3	Diff. 4	Best Lap	Pos.	Diff.
1	21 M. RINALDI	ITA	Ducati Panigale V4 R	31.391	31.037	21.299	26.039 +0.074	1'49.766 1'49.840	1	0.074
2	1 J. REA	GBR	Kawasaki ZX-10RR	31.484	30.860	21.275	26.207 +0.015	1'49.826 1'49.841	2	0.015
3	22 A. LOWES	GBR	Kawasaki ZX-10RR	31.671 +0.016	31.067	21.450	26.143	1'50.331 1'50.347	3	0.016
4	66 T. SYKES	GBR	BMW S1000 RR	31.625	31.021 +0.049	21.418	26.312 +0.112	1'50.376 1'50.537	4	0.161
5	54 T. RAZGATLIOGLU	TUR	Yamaha YZF R1	31.514	31.149 +0.130	21.416	26.371 +0.079	1'50.450 1'50.659	5	0.209
6	60 M. VAN DER MARK	NED	Yamaha YZF R1	31.568 +0.155	31.088	21.540 +0.156	26.258	1'50.454 1'50.765	6	0.311
7	45 S. REDDING	GBR	Ducati Panigale V4 R	31.765	31.170 +0.051	21.480 +0.125	26.221 +0.081	1'50.636 1'50.893	8	0.257
8	76 L. BAZ	FRA	Yamaha YZF R1	31.651	31.137 +0.191	21.360 +0.068	26.562 +0.112	1'50.710 1'51.081	11	0.371
9	7 C. DAVIES	GBR	Ducati Panigale V4 R	31.681	31.337 +0.019	21.369	26.360	1'50.747 1'50.766	7	0.019
10	19 A. BAUTISTA	ESP	Honda CBR1000RR-R	31.737 +0.077	31.229	21.441 +0.117	26.373 +0.026	1'50.780 1'51.000	10	0.220
11	91 L. HASLAM	GBR	Honda CBR1000RR-R	31.615	31.369 +0.183	21.445	26.366	1'50.795 1'50.978	9	0.183
12	50 E. LAVERTY	IRL	BMW S1000 RR	31.791 +0.102	31.177	21.493	26.452 +0.098	1'50.913 1'51.113	12	0.200
13	12 X. FORES	ESP	Kawasaki ZX-10RR	31.752	31.294 +0.022	21.474	26.480 +0.181	1'51.000 1'51.203	13	0.203
14	33 M. MELANDRI	ITA	Ducati Panigale V4 R	31.957 +0.223	31.396 +0.192	21.522	26.342	1'51.217 1'51.632	15	0.415
15	31 G. GERLOFF	USA	Yamaha YZF R1	31.853 +0.020	31.366 +0.065	21.616 +0.087	26.421 +0.266	1'51.256 1'51.694	16	0.438
16	77 M. SCHEIB	CHI	Kawasaki ZX-10RR	31.855 +0.002	31.408	21.683 +0.006	26.430	1'51.376 1'51.384	14	0.008
17	20 S. BARRIER	FRA	Ducati Panigale V4 R	32.173	31.362	21.695 +0.036	26.485 +0.093	1'51.715 1'51.844	17	0.129
18	64 F. CARICASULO	ITA	Yamaha YZF R1	31.987	31.302	21.608 +0.028	26.977 +0.080	1'51.874 1'51.982	18	0.108
19	40 R. RAMOS	ESP	Kawasaki ZX-10RR	32.196	31.628	21.817 +0.095	26.578 +0.125	1'52.219 1'52.439	19	0.220
20	13 T. TAKAHASHI	JPN	Honda CBR1000RR-R	32.254 +0.044	31.949 +0.101	21.774 +0.106	26.903 +0.099	1'52.880 1'53.230	20	0.350
21	71 M. FERRARI	ITA	Ducati Panigale V4 R	32.531 +0.062	31.934 +0.138	22.001 +0.179	26.675 +0.061	1'53.141 1'53.581	21	0.440
Overall Ideal Time				31.391	30.860	21.275	26.039	1'49.565		

04/09/2020

These data/results cannot be reproduced, stored and/or transmitted in whole or in part by any manner of electronic, mechanical, photocopying, recording, broadcasting or otherwise now known or herein after developed without the previous express consent by the copyright owner, except for reproduction in daily press and regular printed publications on sale to the public within 60 days of the event related to those data/results and always provided that copyright symbol appears together as follows below.

© DORNA WSBK ORGANIZATION Srl 2020

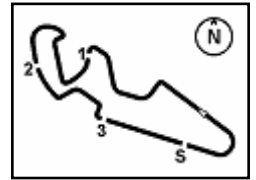
FICR PERUGIA TIMING



Official Tyre Supplier



Official Timekeeper



Pirelli Teruel Round, 4 - 6 September 2020 Chronological Analysis Free Practice 1st Session

MotorLand Aragon 5.077 m

1 / 4

1° 21 M. RINALDI (1'49.840)							
Lap	Seg.1	Seg.2	Seg.3	Seg.4	Lap Time	km/h	Local Time
1		33.386	24.332	27.453	301,7	10:55'07.667	
2	32.659	32.000	23.778	26.690	1'55.127	303,4	10:57'02.794
3	31.635	31.337	21.602	26.654	1'51.228	304,2	10:58'54.022
4	31.577	31.207	21.537	26.299	1'50.620	304,2	11:00'44.642
5	31.593	31.182	21.509	26.375	1'50.659	305,1	11:02'35.301
6	31.482	31.198	21.342	26.302	1'50.324	304,2	11:04'25.625
7	33.246	32.925	22.376	33.713	2'02.260P	300,0	11:06'27.885
8	9'34.239	32.360	22.077	26.705	10'55.381P	302,5	11:17'23.266
9	31.894	31.479	21.742	26.510	1'51.625	305,1	11:19'14.891
10	31.582	31.277	21.603	26.262	1'50.728	305,1	11:21'05.619
11	32.324	34.165	23.003	34.277	2'03.769P	301,7	11:23'09.388
12	9'14.564	31.740	21.982	26.492	10'34.778P	304,2	11:33'44.166
13	31.497	31.095	21.336	26.039	1'49.967	306,8	11:35'34.133
14	34.759	37.511	22.066	26.488	2'00.824	303,4	11:37'34.957
15	31.391	31.037	21.299	26.113	1'49.840	304,2	11:39'24.797
16	32.184	34.087	22.879	34.740	2'03.890P	298,3	11:41'28.687

7	11'07.552	32.036	25.335	26.998	12'31.921P	303,4	11:17'00.164
8	32.086	33.190	24.168	27.368	1'56.812	300,8	11:18'56.976
9	31.759	31.443	21.489	26.448	1'51.139	305,9	11:20'48.115
10	31.740	31.342	21.687	26.428	1'51.197	305,1	11:22'39.312
11	32.462	31.960	22.019	32.103	1'58.544P	303,4	11:24'37.856
12	10'54.059	32.179	22.584	26.881	12'15.703P	301,7	11:36'53.559
13	32.085	31.410	21.687	26.509	1'51.691	302,5	11:38'45.250
14	31.771	31.469	21.609	26.576	1'51.425	302,5	11:40'36.675
15	32.878	32.049	23.172	26.760	1'54.859	300,8	11:42'31.534

2° 1 J. REA (1'49.841)							
Lap	Seg.1	Seg.2	Seg.3	Seg.4	Lap Time	km/h	Local Time
1		33.273	23.204	32.509	302,5	10:55'24.440	
2	4'19.490	31.243	21.750	26.504	5'38.987P	303,4	11:01'03.427
3	31.511	30.901	21.325	26.331	1'50.068	302,5	11:02'53.495
4	31.484	30.860	21.275	26.222	1'49.841	305,1	11:04'43.336
5	31.493	30.899	21.306	26.294	1'49.992	303,4	11:06'33.328
6	32.934	32.301	21.503	32.760	1'59.498P	301,7	11:08'32.826
7	3'25.625	32.172	23.312	26.414	4'47.523P	305,1	11:13'20.349
8	31.718	31.009	21.526	26.286	1'50.539	305,1	11:15'10.888
9	34.930	40.435	22.291	26.359	2'04.015	305,9	11:17'14.903
10	31.609	31.196	21.473	26.207	1'50.485	305,9	11:19'05.388
11	31.505	31.216	21.432	26.395	1'50.548	304,2	11:20'55.936
12	34.324	32.000	22.022	32.136	2'00.482P	305,1	11:22'56.418
13	9'54.767	31.673	23.594	26.579	11'16.613P	303,4	11:34'13.031
14	31.799	31.144	21.521	26.378	1'50.842	303,4	11:36'03.873
15	31.771	31.169	21.445	26.445	1'50.830	303,4	11:37'54.703
16	31.727	31.288	21.462	26.478	1'50.955	303,4	11:39'45.658
17	31.759	31.309	21.495	26.507	1'51.070	303,4	11:41'36.728
18	31.816	31.289	21.519	26.577	1'51.201	303,4	11:43'27.929

5° 54 T. RAZGATLIOGLU (1'50.659)							
Lap	Seg.1	Seg.2	Seg.3	Seg.4	Lap Time	km/h	Local Time
1		33.079	22.964	29.369		197,1	10:54'15.141
2	33.902	31.498	21.852	26.504	1'53.756	305,9	10:56'08.897
3	31.636	31.196	21.484	26.473	1'50.789	306,8	10:57'59.686
4	31.765	31.399	21.772	26.449	1'51.385C	308,6	10:59'51.071
5	31.950	31.276	21.439	26.567	1'51.232	309,5	11:01'42.303
6	31.799	31.177	21.548	26.637	1'51.161	303,4	11:03'33.464
7	35.920	34.225	22.200	26.590	1'58.935	303,4	11:05'32.399
8	31.814	31.242	21.531	26.550	1'51.137	302,5	11:07'23.536
9	31.901	31.501	22.023	34.119	1'59.544P	298,3	11:09'23.080
10	15'45.992	32.267	22.436	32.551	17'13.246P	260,9	11:26'36.326
11	31.753	31.149	21.446	26.502	1'50.850	305,9	11:28'27.176
12	31.676	31.215	21.519	26.543	1'50.953	303,4	11:30'18.129
13	31.617	31.680	21.918	32.916	1'58.131P	303,4	11:32'16.260
14	6'03.004	32.333	21.924	26.470	7'23.731P	302,5	11:39'39.991
15	31.514	31.279	21.416	26.450	1'50.659	305,1	11:41'30.650
16	31.664	31.191	21.477	26.371	1'50.703	305,9	11:43'21.353

3° 22 A. LOWES (1'50.347)							
Lap	Seg.1	Seg.2	Seg.3	Seg.4	Lap Time	km/h	Local Time
1		34.715	23.103	26.570		305,9	10:54'16.023
2	31.687	31.067	21.450	26.143	1'50.347	309,5	10:56'06.370
3	38.681	31.753	21.968	33.530	2'05.932P	307,7	10:58'12.302
4	5'20.369	32.540	22.159	26.874	6'41.942P	302,5	11:04'54.244
5	31.811	31.414	21.623	26.644	1'51.492	303,4	11:06'45.736
6	31.671	31.216	21.547	26.567	1'51.001	305,1	11:08'36.737
7	31.748	31.178	21.525	26.489	1'50.940	305,1	11:10'27.677
8	31.750	31.266	21.583	26.529	1'51.128	305,9	11:12'18.805
9	35.297	33.404	30.482	36.395	2'15.578P	277,6	11:14'34.383
10	14'30.254	32.008	22.004	26.793	15'51.059P	303,4	11:30'25.442
11	31.897	31.356	21.929	26.766	1'51.948	305,1	11:32'17.390
12	32.056	31.534	21.702	40.205	2'05.497P	200,4	11:34'22.887

6° 60 M. VAN DER MARK (1'50.765)							
Lap	Seg.1	Seg.2	Seg.3	Seg.4	Lap Time	km/h	Local Time
1		31.517	22.295	26.995		301,7	10:54'20.603
2	31.982	31.288	21.660	26.377	1'51.307	304,2	10:56'11.910
3	31.811	31.166	22.010	26.690	1'51.677	300,8	10:58'03.587
4	31.820	31.283	21.561	26.445	1'51.109	304,2	10:59'54.696
5	31.779	31.218	21.554	26.491	1'51.042	304,2	11:01'45.738
6	31.868	31.419	21.566	26.402	1'51.255	306,8	11:03'36.993
7	32.667	32.036	22.198	33.606	2'00.507P	305,9	11:05'37.500
8	6'00.422	31.636	21.816	26.580	7'20.454P	301,7	11:12'57.954
9	31.839	31.340	21.563	26.538	1'51.280	303,4	11:14'49.234
10	31.904	31.480	22.137	33.894	1'59.415P	298,3	11:16'48.649
11	5'45.673	31.763	21.792	26.634	7'05.862P	301,7	11:23'54.511
12	31.932	31.198	21.609	26.541	1'51.280	303,4	11:25'45.791
13	31.875	31.336	21.541	26.551	1'51.303	302,5	11:27'37.094
14	31.929	31.364	22.514	32.259	1'58.066P	304,2	11:29'35.160
15	6'57.907	34.420	21.546	26.329	8'20.202P	302,5	11:39'55.362
16	31.568	31.308	21.540	26.372	1'50.788	303,4	11:39'46.150
17	31.723	31.088	21.696	26.258	1'50.765	305,1	11:41'36.915
18	31.805	31.281	21.660	26.387	1'51.133	305,9	11:43'28.048

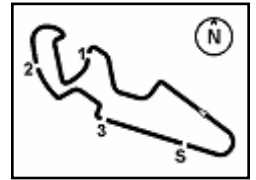
4° 66 T. SYKES (1'50.537)							
Lap	Seg.1	Seg.2	Seg.3	Seg.4	Lap Time	km/h	Local Time
1		33.584	23.144	27.363		301,7	10:55'02.824
2	32.999	32.226	22.213	26.750	1'54.188	305,1	10:56'57.012
3	31.763	31.021	21.499	26.312	1'50.595	305,1	10:58'47.607
4	31.625	31.070	21.418	26.424	1'50.537	303,4	11:00'38.144
5	31.748	31.171	21.646	27.570	1'52.135	301,7	11:02'30.279
6	31.658	31.447	21.996	32.863	1'57.964P	300,8	11:04'28.243

7° 7 C. DAVIES (1'50.766)							
Lap	Seg.1	Seg.2	Seg.3	Seg.4	Lap Time	km/h	Local Time
1		32.777	22.531	27.742		304,2	10:54'53.992
2	32.048	31.434	21.635	26.436	1'51.553	307,7	10:56'45.545
3	31.861	31.566	21.525	26.447	1'51.399	305,9	10:58'36.944
4	31.681	31.356	21.369	26.360	1'50.766	306,8	11:00'27.710
5	31.706	31.371	21.534	26.466	1'51.077	305,9	11:02'18.787
6	31.881	31.540	23.347	27.781	1'54.549	300,8	11:04'13.336
7	31.923	31.422	21.856	26.548	1'51.749	305,9	11:06'05.085
8	31.870	31.337	21.580	26.569	1'51.356	305,9	11:07'56.441
9	34.085	34.060	23.136	33.576	2'04.857P	300,8	11:10'01.298
10	13'50.697	33.290	25.737	30.188	15'19.912P	290,3	11:25'21.210
11	32.478	31.999	22.104	27.925	1'54.506	306,8	11:27'15.716

04/09/2020 P = Pits In/Out - C = Lap Time Cancelled

These data/results cannot be reproduced, stored and/or transmitted in whole or in part by any manner of electronic, mechanical, photocopying, recording, broadcasting or otherwise now known or herein after developed without the previous express consent by the copyright owner, except for reproduction in daily press and regular printed publications on sale to the public within 60 days of the event related to those data/results and always provided that copyright symbol appears together as follows below.

© DORNA WSBK ORGANIZATION Srl 2020



12	32.262	31.634	21.718	26.582	1'52.196	308,6	11:29'07.912	10	6'10.067	31.752	21.626	26.617	7'30.062P	313,0	11:24'42.759
13	32.126	31.630	21.746	26.505	1'52.007	307,7	11:30'59.919	11	32.207	31.563	21.506	26.426	1'51.702	313,0	11:26'34.461
14	32.170	31.762	21.817	26.704	1'52.453	309,5	11:32'52.372	12	31.805	31.476	21.480	26.530	1'51.291	313,0	11:28'25.752
15	36.259	33.069	22.112	32.527	2'03.967P	305,9	11:34'56.339	13	31.866	31.441	21.452	26.495	1'51.254	311,2	11:30'17.006
16	4'44.781	32.668	23.005	26.939	6'07.393P	305,9	11:41'03.732	14	31.796	31.642	21.507	26.548	1'51.493C	310,3	11:32'08.499
17	33.253	32.176	23.280	29.511	1'58.220	307,7	11:43'01.952	15	31.737	31.549	21.517	32.442	1'57.245P	312,1	11:34'05.744
								16	7'22.657	31.970	22.050	26.811	8'43.488P	311,2	11:42'49.232

8° 45 S. REDDING (1'50.893)							
Lap	Seg.1	Seg.2	Seg.3	Seg.4	Lap Time	km/h	Local Time
1		32.255	22.345	27.007		301,7	10:53'52.289
2	32.131	31.170	21.578	26.583	1'51.462	304,2	10:55'43.751
3	34.866	31.740	21.883	26.487	1'54.976	305,1	10:57'38.727
4	31.966	31.351	21.480	31.875	1'56.672P	305,1	10:59'35.399
5	6'37.696	32.018	21.998	26.740	7'58.452P	304,2	11:07'33.851
6	31.885	31.316	21.566	26.515	1'51.282	305,1	11:09'25.133
7	31.774	31.227	21.525	26.417	1'50.943	305,1	11:11'16.076
8	32.964	32.904	21.736	26.512	1'54.116	305,1	11:13'10.192
9	31.765	31.221	21.605	26.302	1'50.893	306,8	11:15'01.085
10	35.798	32.052	22.012	26.420	1'56.282	306,8	11:16'57.367
11	31.822	31.252	21.602	26.221	1'50.897	305,9	11:18'48.264
12	34.581	32.901	22.174	32.524	2'02.180P	300,8	11:20'50.444
13	7'09.533	31.926	21.915	26.690	8'30.064P	304,2	11:29'20.508
14	32.711	31.801	21.715	26.604	1'52.831	305,1	11:31'13.339
15	31.935	31.495	21.639	26.439	1'51.508	305,1	11:33'04.847
16	31.895	31.551	21.622	26.508	1'51.576	305,1	11:34'56.423
17	31.953	31.428	21.633	26.410	1'51.424	305,9	11:36'47.847
18	31.991	31.521	21.807	26.549	1'51.868	306,8	11:38'39.715
19	32.031	31.679	21.835	26.464	1'52.009	306,8	11:40'31.724
20	34.672	33.790	22.769	29.715	2'00.946	262,8	11:42'32.670

11° 76 L. BAZ (1'51.081)							
Lap	Seg.1	Seg.2	Seg.3	Seg.4	Lap Time	km/h	Local Time
1		32.399	24.083	27.689		293,5	10:54'07.872
2	31.847	31.282	21.622	26.562	1'51.313	300,8	10:55'59.185
3	32.344	31.137	21.973	26.881	1'52.335	297,5	10:57'51.520
4	31.844	31.414	21.620	26.776	1'51.654	299,2	10:59'43.174
5	31.651	31.328	21.428	26.674	1'51.081	300,0	11:01'34.255
6	32.101	31.495	21.549	26.748	1'51.893	299,2	11:03'26.148
7	31.694	31.314	21.474	26.780	1'51.262	296,7	11:05'17.410
8	31.703	31.257	21.360	27.101	1'51.421	295,9	11:07'08.831
9	35.890	31.845	21.633	26.999	1'56.367	296,7	11:09'05.198
10	31.871	33.918	22.381	33.912	2'02.082P	291,9	11:11'07.280
11	12'43.367	33.079	23.392	29.574	14'09.412P	279,8	11:25'16.692
12	31.976	33.477	21.722	27.104	1'54.279	293,5	11:27'10.971
13	31.995	31.337	21.813	26.824	1'51.969	297,5	11:29'02.940
14	31.913	31.425	21.561	26.942	1'51.841	296,7	11:30'54.781
15	33.400	32.473	21.893	27.026	1'54.792	295,9	11:32'49.573
16	31.816	31.499	21.790	27.031	1'52.136	296,7	11:34'41.709
17	32.046	31.790	24.988	27.235	1'56.059	296,7	11:36'37.768
18	37.161	32.588	22.406	27.120	1'59.275	295,9	11:38'37.043
19	31.978	31.525	21.728	26.956	1'52.187	296,7	11:40'29.230
20	32.000	31.732	22.045	34.636	2'00.413P	293,5	11:42'29.643

9° 91 L. HASLAM (1'50.978)							
Lap	Seg.1	Seg.2	Seg.3	Seg.4	Lap Time	km/h	Local Time
1		32.350	21.971	27.756		308,6	10:53'53.764
2	32.036	31.475	21.552	26.485	1'51.548	309,5	10:55'45.312
3	31.636	34.398	21.958	26.594	1'54.586	308,6	10:57'39.898
4	31.615	31.552	21.445	26.366	1'50.978	309,5	10:59'30.876
5	32.771	35.028	22.629	34.471	2'04.899P	300,0	11:01'35.775
6	11'19.885	33.463	22.870	28.169	12'44.387P	300,8	11:14'20.162
7	33.734	32.856	22.421	28.329	1'57.340	292,7	11:16'17.502
8	32.153	31.613	21.643	26.798	1'52.207	305,9	11:18'09.709
9	31.897	31.402	21.618	26.503	1'51.420	305,9	11:20'01.129
10	32.395	36.172	23.339	27.584	1'59.490	302,5	11:22'00.619
11	31.821	31.376	21.565	26.515	1'51.277	305,9	11:23'51.896
12	31.707	31.388	21.513	26.491	1'51.099	306,8	11:25'42.995
13	31.692	31.369	21.591	26.456	1'51.108	305,9	11:27'34.103
14	31.787	33.561	24.007	34.918	2'04.273P	304,2	11:29'38.376
15	4'52.024	33.407	22.180	26.899	6'14.510P	305,1	11:35'52.886
16	31.917	31.680	21.746	26.669	1'52.012	305,9	11:37'44.898
17	31.901	31.386	21.598	26.595	1'51.480	305,9	11:39'36.378
18	31.879	31.518	21.604	26.513	1'51.514	306,8	11:41'27.892
19	31.885	31.429	21.565	26.521	1'51.400	306,8	11:43'19.292

12° 50 E. LAVERTY (1'51.113)							
Lap	Seg.1	Seg.2	Seg.3	Seg.4	Lap Time	km/h	Local Time
1		32.154	22.114	27.188		308,6	10:53'52.803
2	31.893	31.177	21.493	26.550	1'51.113	312,1	10:55'43.916
3	31.791	31.214	21.610	26.696	1'51.311	305,1	10:57'35.227
4	31.867	31.237	21.818	26.700	1'51.622	304,2	10:59'26.849
5	32.012	31.382	21.811	26.634	1'51.839	307,7	11:01'18.688
6	33.813	32.411	22.056	34.005	2'02.285P	303,4	11:03'20.973
7	10'26.069	33.971	24.239	26.515	11'50.794P	308,6	11:15'11.767
8	32.178	31.534	21.696	26.452	1'51.860	309,5	11:17'03.627
9	32.018	31.467	21.688	26.551	1'51.724	308,6	11:18'55.351
10	32.048	31.486	21.667	26.561	1'51.762	308,6	11:20'47.113
11	31.988	31.416	21.586	26.760	1'51.750	308,6	11:22'38.863
12	35.567	33.709	23.027	34.837	2'07.140P	305,1	11:24'46.003
13	7'29.514	34.286	22.480	27.079	8'53.359P	303,4	11:33'39.362
14	32.209	31.598	21.765	26.688	1'52.260	305,1	11:35'31.622
15	32.063	31.660	21.729	26.538	1'51.990	307,7	11:37'23.612
16	31.991	31.606	21.742	26.623	1'51.962	305,9	11:39'15.574
17	36.319	32.867	22.902	27.232	1'59.320	306,8	11:41'14.894
18	32.082	31.602	21.697	26.635	1'52.016	307,7	11:43'06.910

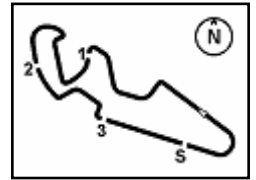
10° 19 A. BAUTISTA (1'51.000)							
Lap	Seg.1	Seg.2	Seg.3	Seg.4	Lap Time	km/h	Local Time
1		31.962	21.989	26.458		314,0	10:54'12.565
2	31.814	31.229	21.558	26.399	1'51.000	314,9	10:56'03.565
3	31.812	31.335	21.441	26.440	1'51.028	313,0	10:57'54.593
4	31.850	31.366	21.594	26.428	1'51.238	314,0	10:59'45.831
5	31.737	31.409	21.489	26.476	1'51.111	314,0	11:01'36.942
6	34.158	32.994	22.431	34.539	2'04.122P	223,1	11:03'41.064
7	8'16.196	32.402	21.839	27.095	9'37.532P	306,8	11:13'18.596
8	35.431	31.486	21.511	26.373	1'54.801	314,9	11:15'13.397
9	31.995	32.454	22.064	32.787	1'59.300P	314,0	11:17'12.697

13° 12 X. FORES (1'51.203)							
Lap	Seg.1	Seg.2	Seg.3	Seg.4	Lap Time	km/h	Local Time
1		32.377	21.908	26.702		300,8	10:54'23.819
2	32.049	31.375	21.646	26.505	1'51.575	301,7	10:56'15.394
3	31.971	31.294	21.477	26.573	1'51.315	302,5	10:58'06.709
4	31.752	31.316	21.474	26.661	1'51.203	300,8	10:59'57.912
5	31.978	31.469	21.655	26.670	1'51.772	300,0	11:01'49.684
6	33.489	32.847	21.874	33.631	2'01.841P	299,2	11:03'51.525
7	3'03.653	31.951	21.818	26.765	4'24.187P	297,5	11:08'15.712
8	32.201	31.549	21.671	26.684	1'52.105	299,2	11:10'07.817
9	32.179	31.561	21.670	26.632	1'52.042	299,2	11:11'59.859

04/09/2020 P = Pits In/Out - C = Lap Time Cancelled

These data/results cannot be reproduced, stored and/or transmitted in whole or in part by any manner of electronic, mechanical, photocopying, recording, broadcasting or otherwise now known or herein after developed without the previous express consent by the copyright owner, except for reproduction in daily press and regular printed publications on sale to the public within 60 days of the event related to those data/results and always provided that copyright symbol appears together as follows below.

© DORNA WSBK ORGANIZATION Srl 2020



Pirelli Teruel Round, 4 - 6 September 2020 Chronological Analysis Free Practice 1st Session

MotorLand Aragon 5.077 m

3 / 4

10	33.735	33.364	22.081	34.056	2'03.236P	297,5	11:14'03.095	15	32.098	31.619	21.633	26.771	1'52.121	300,8	11:38'58.012
11	5'50.718	31.961	21.873	26.744	7'11.296P	299,2	11:21'14.391	16	31.966	31.617	21.755	26.802	1'52.140	300,0	11:40'50.152
12	32.130	31.568	21.757	26.749	1'52.204	299,2	11:23'06.595	17	32.099	31.946	21.621	26.814	1'52.480	303,4	11:42'42.632
13	32.161	31.638	21.726	26.909	1'52.434	299,2	11:24'59.029								
14	33.247	34.025	22.650	35.585	2'05.507P	297,5	11:27'04.536								
15	5'04.593	32.832	21.694	26.807	6'25.926P	297,5	11:33'30.462								
16	42.393	31.682	21.711	26.713	2'02.499	299,2	11:35'32.961								
17	31.970	31.450	21.591	26.546	1'51.557	300,8	11:37'24.518								
18	31.860	31.518	21.619	26.480	1'51.477	300,8	11:39'15.995								
19	34.961	32.304	21.859	27.304	1'56.428	295,9	11:41'12.423								
20	45.638	34.531	22.995	26.594	2'09.758	301,7	11:43'22.181								

14° 77 M. SCHEIB (1'51.384)

Lap	Seg.1	Seg.2	Seg.3	Seg.4	Lap Time	km/h	Local Time
1		34.352	22.822	27.344		297,5	10:54'46.256
2	32.541	31.885	22.010	26.989	1'53.425	298,3	10:56'39.681
3	32.249	31.845	21.750	26.777	1'52.621	298,3	10:58'32.302
4	32.108	31.633	21.778	26.696	1'52.215	297,5	11:00'24.517
5	32.167	31.845	21.683	26.714	1'52.409	297,5	11:02'16.926
6	32.199	1'04.949	22.690	36.345	2'36.183P	295,1	11:04'53.109
7	10'11.244	32.618	22.170	26.861	1'32.893P	298,3	11:16'26.002
8	32.293	31.965	21.942	26.786	1'52.986	299,2	11:18'18.988
9	32.208	31.932	21.734	26.755	1'52.629	300,0	11:20'11.617
10	32.265	31.988	21.729	26.707	1'52.689	300,0	11:22'04.306
11	33.314	33.653	22.318	33.188	2'02.473P	297,5	11:24'06.779
12	11'36.476	32.320	22.030	29.851	13'00.677P	282,7	11:37'07.456
13	31.857	31.408	21.689	26.430	1'51.384	300,8	11:38'58.840
14	32.150	31.559	21.692	26.569	1'51.970	300,8	11:40'50.810
15	31.855	31.617	21.793	26.570	1'51.835	304,2	11:42'42.645

15° 33 M. MELANDRI (1'51.632)

Lap	Seg.1	Seg.2	Seg.3	Seg.4	Lap Time	km/h	Local Time
1		33.569	22.950	27.567		292,7	10:54'13.087
2	32.124	31.666	21.777	26.381	1'51.948	310,3	10:56'05.035
3	31.957	35.403	24.947	26.729	1'59.036	309,5	10:58'04.071
4	38.441	32.653	21.927	26.638	1'59.659	307,7	11:00'03.730
5	35.429	32.613	22.546	33.302	2'03.890P	307,7	11:02'07.620
6	11'27.670	32.921	24.616	28.951	12'54.158P	232,3	11:15'01.778
7	35.273	32.581	22.214	26.419	1'56.487	313,0	11:16'58.265
8	32.090	31.396	23.143	33.715	2'00.344P	305,9	11:18'58.609
9	7'27.119	32.668	22.401	26.580	8'48.768P	308,6	11:27'47.377
10	32.089	31.412	21.710	26.439	1'51.650	310,3	11:29'39.027
11	32.827	33.486	21.958	26.517	1'54.788	307,7	11:31'33.815
12	32.093	32.819	22.539	32.715	2'00.166P	306,8	11:33'33.981
13	5'23.038	33.327	22.449	26.782	6'45.596P	305,9	11:40'19.577
14	32.180	31.588	21.522	26.342	1'51.632	308,6	11:42'11.209

16° 31 G. GERLOFF (1'51.694)

Lap	Seg.1	Seg.2	Seg.3	Seg.4	Lap Time	km/h	Local Time
1		32.004	22.180	26.937		302,5	10:54'14.687
2	32.620	31.371	21.836	26.558	1'52.385	309,5	10:56'07.072
3	32.471	31.366	21.686	26.813	1'52.336	301,7	10:57'59.408
4	31.873	31.431	21.703	26.687	1'51.694	303,4	10:59'51.102
5	32.163	31.405	21.827	26.421	1'51.816	305,9	11:01'42.918
6	31.853	31.412	21.793	26.643	1'51.701	304,2	11:03'34.619
7	32.275	32.116	21.730	33.309	1'59.430P	300,0	11:05'34.049
8	10'17.533	32.320	21.946	26.629	11'38.428P	301,7	11:17'12.477
9	31.945	31.668	21.616	26.732	1'51.961	302,5	11:19'04.438
10	32.000	31.646	21.805	26.553	1'52.004	306,8	11:20'56.442
11	32.042	31.665	21.620	26.635	1'51.962	300,8	11:22'48.404
12	32.019	31.503	21.906	26.743	1'52.171	301,7	11:24'40.575
13	32.005	31.624	21.724	33.839	1'59.192P	300,0	11:26'39.767
14	9'02.642	34.780	21.981	26.721	10'26.124P	300,8	11:37'05.891

17° 20 S. BARRIER (1'51.844)

Lap	Seg.1	Seg.2	Seg.3	Seg.4	Lap Time	km/h	Local Time
1		32.509	22.207	27.156		300,8	10:53'55.524
2	32.597	31.790	22.109	26.681	1'53.177	301,7	10:55'48.701
3	32.173	31.362	21.731	26.578	1'51.844	305,1	10:57'40.545
4	32.901	31.861	21.967	26.695	1'53.424	301,7	10:59'33.969
5	32.357	31.571	21.866	26.835	1'52.629	300,8	11:01'26.598
6	32.463	31.480	21.947	26.875	1'52.765	300,8	11:03'19.363
7	32.597	32.182	22.513	33.168	2'00.460P	296,7	11:05'19.823
8	11'55.869	32.284	22.357	27.080	13'17.590P	300,0	11:18'37.413
9	33.192	31.714	22.065	26.857	1'53.828	301,7	11:20'31.241
10	32.665	31.653	21.794	26.788	1'52.900	301,7	11:22'24.141
11	32.716	31.645	21.788	26.776	1'52.925	300,8	11:24'17.066
12	34.156	32.485	22.590	33.338	2'02.569P	297,5	11:26'19.635
13	6'51.259	33.202	21.793	26.718	8'12.972P	300,0	11:34'32.607
14	32.326	31.480	21.695	26.485	1'51.986	301,7	11:36'24.593

18° 64 F. CARICASULO (1'51.982)

Lap	Seg.1	Seg.2	Seg.3	Seg.4	Lap Time	km/h	Local Time
1		32.776	22.590	27.129		294,3	10:53'58.737
2	32.445	31.704	21.885	27.071	1'53.105	297,5	10:55'51.842
3	32.392	31.424	21.847	26.977	1'52.640	295,9	10:57'44.482
4	35.144	31.876	21.791	27.036	1'55.847	295,1	10:59'40.329
5	31.987	31.302	21.636	27.057	1'51.982	296,7	11:01'32.311
6	32.033	31.467	21.688	27.000	1'52.188	294,3	11:03'24.499
7	34.524	31.554	21.740	34.537	2'02.355P	294,3	11:05'26.854
8	5'04.035	31.760	21.722	27.109	6'24.626P	294,3	11:11'51.480
9	32.116	31.573	21.694	27.057	1'52.440	293,5	11:13'43.920
10	32.322	31.569	21.608	27.036	1'52.535	295,1	11:15'36.455
11	32.613	32.302	22.195	34.452	2'01.562P	294,3	11:17'38.017

19° 40 R. RAMOS (1'52.439)

Lap	Seg.1	Seg.2	Seg.3	Seg.4	Lap Time	km/h	Local Time
1		33.036	23.341	27.217		297,5	10:54'03.588
2	32.692	32.843	22.220	26.825	1'54.580	297,5	10:55'58.168
3	32.564	31.818	22.266	27.006	1'53.654	293,5	10:57'51.822
4	32.381	31.778	21.969	26.733	1'52.861	298,3	10:59'44.683
5	34.676	34.390	23.136	26.578	1'58.780	304,2	11:01'43.463
6	32.368	31.703	21.977	26.727	1'52.775	300,0	11:03'36.238
7	34.453	32.776	22.170	33.480	2'02.879P	295,1	11:05'39.117
8	9'10.639	32.813	22.502	27.046	10'33.000P	294,3	11:16'12.117
9	32.665	31.959	24.137	29.320	1'58.081	229,3	11:18'10.198
10	32.389	31.794	21.895	26.968	1'53.046	295,9	11:20'03.244
11	33.335	32.053	22.039	33.310	2'00.737P	295,1	11:22'03.981
12	10'47.166	32.373	22.519	27.235	12'09.293P	292,7	11:34'13.274
13	32.298	31.775	21.817	26.825	1'52.715	296,7	11:36'05.989
14	32.196	31.628	21.912	26.703	1'52.439	295,9	11:37'58.428
15	33.945	33.868	22.283	26.896	1'56.992	294,3	11:39'55.420
16	35.231	31.889	21.947	26.834	1'55.901	294,3	11:41'51.321
17	32.310	31.883	22.004	36.190	2'02.387P	294,3	11:43'53.708

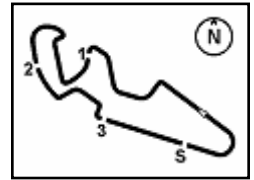
20° 13 T. TAKAHASHI (1'53.230)

Lap	Seg.1	Seg.2	Seg.3	Seg.4	Lap Time	km/h	Local Time
1		33.766	22.696	27.616		295,1	10:54'56.234
2	33.941	32.527	22.466	27.029	1'55.963	300,0	10:56'52.197
3	32.262	31.949	22.122	26.903	1'53.236	300,0	10:58'45.433
4	32.428	32.831	22.129	27.020	1'54.408	300,8	11:00'39.841
5	32.304	31.949	21.774	30.756	1'56.783	300,8	11:02'36.624
6	33.165	40.454	22.616	27.157	2'03.392	298,3	11:04'40.016

04/09/2020 P = Pits In/Out - C = Lap Time Cancelled

These data/results cannot be reproduced, stored and/or transmitted in whole or in part by any manner of electronic, mechanical, photocopying, recording, broadcasting or otherwise now known or herein after developed without the previous express consent by the copyright owner, except for reproduction in daily press and regular printed publications on sale to the public within 60 days of the event related to those data/results and always provided that copyright symbol appears together as follows below.

© DORNA WSBK ORGANIZATION Srl 2020


**Pirelli Teruel Round, 4 - 6 September 2020
Chronological Analysis Free Practice 1st Session**

7	34.999	32.990	21.902	27.005	1'56.896	299,2	11:06'36.912
8	32.298	32.050	21.880	27.002	1'53.230	301,7	11:08'30.142
9	35.531	33.051	22.321	34.827	2'05.730P	293,5	11:10'35.872
10	7'17.173	35.423	22.189	27.179	8'41.964P	298,3	11:19'17.836
11	32.587	32.255	30.692	28.038	2'03.572	302,5	11:21'21.408
12	32.430	32.175	22.126	26.955	1'53.686	301,7	11:23'15.094
13	32.960	32.732	22.319	34.220	2'02.231P	300,0	11:25'17.325
14	4'00.717	32.321	22.066	27.140	5'22.244P	297,5	11:30'39.569
15	32.521	32.178	22.172	27.011	1'53.882	299,2	11:32'33.451
16	32.266	32.241	21.918	26.943	1'53.368	300,0	11:34'26.819
17	32.355	32.131	21.971	27.020	1'53.477	303,4	11:36'20.296
18	32.254	32.132	22.037	27.024	1'53.447	299,2	11:38'13.743
19	32.985	33.369	22.531	27.066	1'55.951	300,0	11:40'09.694
20	32.599	32.193	21.970	27.050	1'53.812	300,0	11:42'03.506

21° 71 M. FERRARI (1'53.581)							
Lap	Seg.1	Seg.2	Seg.3	Seg.4	Lap Time	km/h	Local Time
1		34.862	23.467	28.071		299,2	10:54'02.529
2	33.636	32.878	22.693	27.103	1'56.310	299,2	10:55'58.839
3	33.126	32.689	22.223	27.000	1'55.038	300,8	10:57'53.877
4	32.954	32.187	22.218	26.774	1'54.133	302,5	10:59'48.010
5	32.731	32.233	22.200	26.944	1'54.108	300,8	11:01'42.118
6	32.989	32.286	22.465	26.905	1'54.645	304,2	11:03'36.763
7	32.771	32.084	22.001	26.821	1'53.677	300,0	11:05'30.440
8	37.469	33.669	22.941	34.616	2'08.695P	298,3	11:07'39.135
9	10'24.012	32.606	22.539	26.884	11'46.041P	299,2	11:19'25.176
10	32.818	32.187	22.224	26.903	1'54.132	301,7	11:21'19.308
11	33.069	32.281	22.229	26.850	1'54.429	300,0	11:23'13.737
12	32.911	32.085	22.108	26.905	1'54.009	301,7	11:25'07.746
13	32.593	32.072	22.180	26.736	1'53.581	301,7	11:27'01.327
14	32.633	32.161	22.186	26.783	1'53.763	300,0	11:28'55.090
15	32.667	31.955	22.249	26.875	1'53.746	300,0	11:30'48.836
16	38.341	35.515	22.330	27.698	2'03.884	286,5	11:32'52.720
17	32.770	31.934	22.125	26.865	1'53.694	300,8	11:34'46.414
18	32.617	32.204	22.209	26.737	1'53.767	301,7	11:36'40.181
19	32.572	32.115	22.351	26.857	1'53.895	299,2	11:38'34.076
20	32.531	32.217	22.271	26.675	1'53.694	300,8	11:40'27.770
21	39.551	36.828	24.115	27.900	2'08.394	297,5	11:42'36.164

04/09/2020 P = Pits In/Out - C = Lap Time Cancelled

These data/results cannot be reproduced, stored and/or transmitted in whole or in part by any manner of electronic, mechanical, photocopying, recording, broadcasting or otherwise now known or herein after developed without the previous express consent by the copyright owner, except for reproduction in daily press and regular printed publications on sale to the public within 60 days of the event related to those data/results and always provided that copyright symbol appears together as follows below.

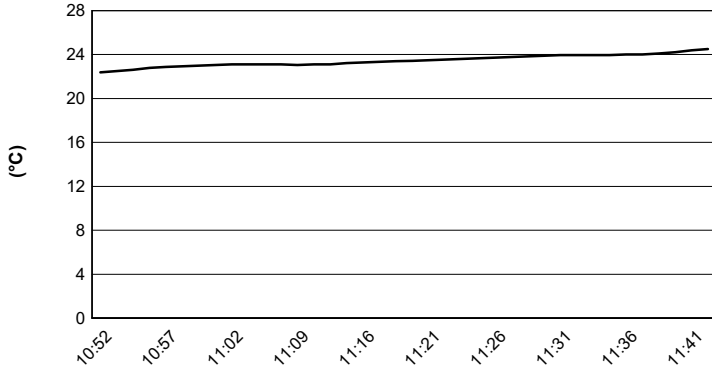
© DORNA WSBK ORGANIZATION Srl 2020

Pirelli Teruel Round, 4 - 6 September 2020

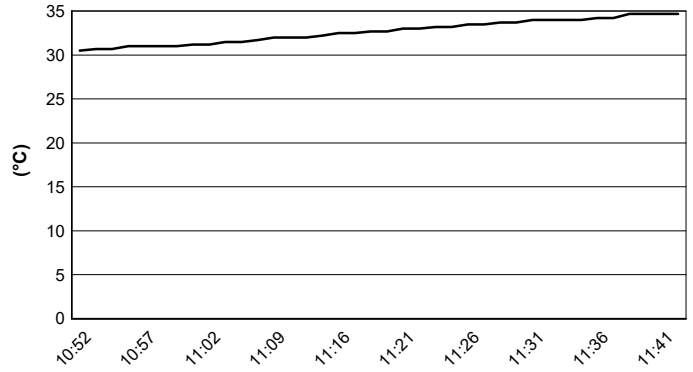
Weather Report Free Practice 1st Session

Session started 10:52 - Session ended 11:43

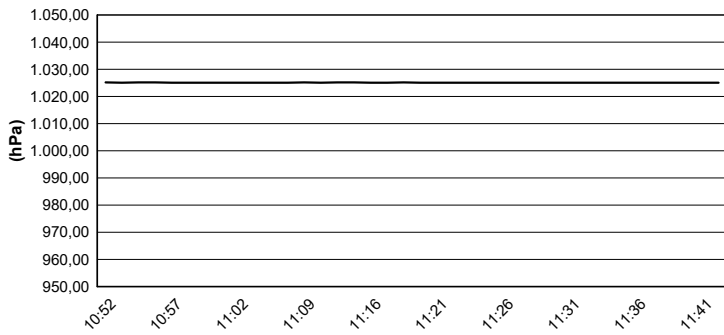
Air Temperature



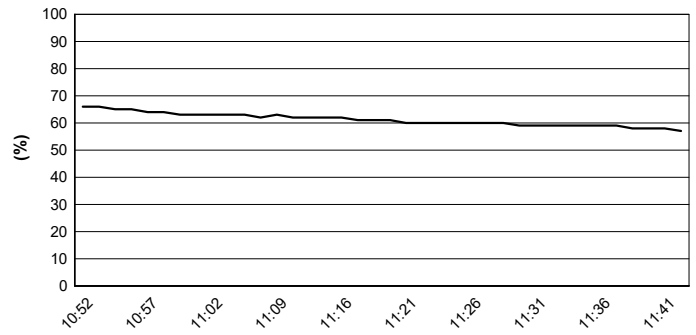
Track Temperature



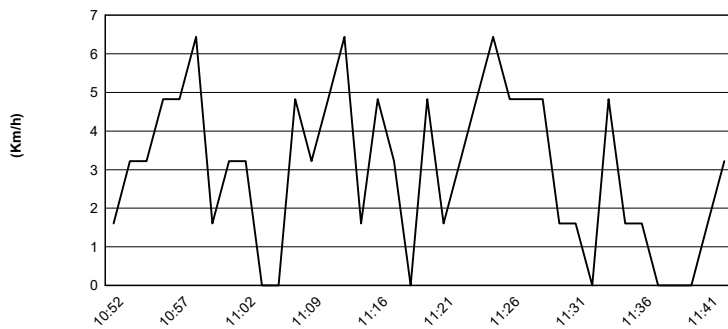
Air Pressure



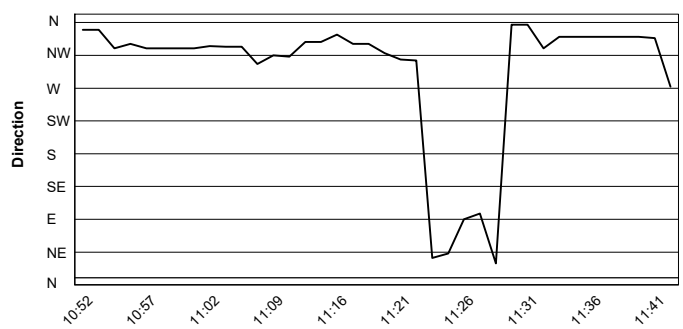
Humidity



Wind Speed



Wind Direction



04/09/2020

These data/results cannot be reproduced, stored and/or transmitted in whole or in part by any manner of electronic, mechanical, photocopying, recording, broadcasting or otherwise now known or herein after developed without the previous express consent by the copyright owner, except for reproduction in daily press and regular printed publications on sale to the public within 60 days of the event related to those data/results and always provided that copyright symbol appears together as follows below.

© DORNA WSBK ORGANIZATION Srl 2020