

Pirelli Teruel Round, 4 - 6 September 2020

Results Free Practice 3rd Session

MotorLand Aragon 5.077 m

1 / 2

No.	Rider	Nat	Team	Bike	Class	Time	Gap	Rel.	Laps	Speed	
										Avg	Max
1	21 M. RINALDI	ITA	Team GOELEVELN	Ducati Panigale V4 R	IND	1'49.574			7	166,802	309,5
2	45 S. REDDING	GBR	ARUBA.IT Racing - Ducati	Ducati Panigale V4 R		1'49.963	0.389	0.389	9	166,212	314,0
3	1 J. REA	GBR	Kawasaki Racing Team WorldSBK	Kawasaki ZX-10RR		1'50.003	0.429	0.040	8	166,152	308,6
4	60 M. VAN DER MARK	NED	PATA YAMAHA WorldSBK Official Team	Yamaha YZF R1		1'50.173	0.599	0.170	8	165,895	307,7
5	7 C. DAVIES	GBR	ARUBA.IT Racing - Ducati	Ducati Panigale V4 R		1'50.351	0.777	0.178	10	165,628	313,0
6	91 L. HASLAM	GBR	Team HRC	Honda CBR1000RR-R		1'50.363	0.789	0.012	10	165,610	315,8
7	64 F. CARICASULO	ITA	GRT Yamaha WorldSBK Junior Team	Yamaha YZF R1	IND	1'50.446	0.872	0.083	9	165,485	307,7
8	19 A. BAUTISTA	ESP	Team HRC	Honda CBR1000RR-R		1'50.466	0.892	0.020	9	165,455	317,6
9	76 L. BAZ	FRA	Ten Kate Racing Yamaha	Yamaha YZF R1	IND	1'50.512	0.938	0.046	7	165,387	301,7
10	31 G. GERLOFF	USA	GRT Yamaha WorldSBK Junior Team	Yamaha YZF R1	IND	1'50.651	1.077	0.139	8	165,179	311,2
11	66 T. SYKES	GBR	BMW Motorrad WorldSBK Team	BMW S1000 RR		1'50.773	1.199	0.122	8	164,997	304,2
12	33 M. MELANDRI	ITA	Barni Racing Team	Ducati Panigale V4 R	IND	1'50.862	1.288	0.089	7	164,864	314,0
13	54 T. RAZGATLIOGLU	TUR	PATA YAMAHA WorldSBK Official Team	Yamaha YZF R1		1'50.868	1.294	0.006	10	164,856	310,3
14	77 M. SCHEIB	CHI	ORELAC Racing VERDNATURA	Kawasaki ZX-10RR	IND	1'50.963	1.389	0.095	10	164,714	306,8
15	12 X. FORES	ESP	Kawasaki Puccetti Racing	Kawasaki ZX-10RR	IND	1'51.210	1.636	0.247	9	164,349	305,1
16	50 E. LAVERTY	IRL	BMW Motorrad WorldSBK Team	BMW S1000 RR		1'51.462	1.888	0.252	8	163,977	314,9
17	40 R. RAMOS	ESP	OUTDO Kawasaki TPR	Kawasaki ZX-10RR	IND	1'51.978	2.404	0.516	10	163,221	302,5
18	71 M. FERRARI	ITA	Motocorsa Racing	Ducati Panigale V4 R	IND	1'52.352	2.778	0.374	10	162,678	312,1
19	13 T. TAKAHASHI	JPN	MIE Racing HONDA Team	Honda CBR1000RR-R	IND	1'52.524	2.950	0.172	9	162,429	305,9
20	20 S. BARRIER	FRA	Brixx Performance	Ducati Panigale V4 R	IND	1'52.904	3.330	0.380	10	161,883	312,1
----- Out 107% in this Session -----											
21	22 A. LOWES	GBR	Kawasaki Racing Team WorldSBK	Kawasaki ZX-10RR					0		

Qualifying Lap Time (107% of 1'49.574): 1'57.245

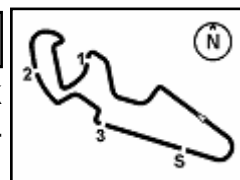
AIR	Humidity:	76%	Temp:	19°C
TRACK	Condition:	Dry	Temp:	24°C

Records	Pole (SP)	2019 A. Bautista	1'49.049	167,610	Km/h
	Race (RC1)	2019 A. Bautista	1'49.755	166,530	Km/h
	All Times (SP)	2019 A. Bautista	1'49.049	167,610	Km/h

Start 05/09/2020 09:00 End 09:22 The results are provisional until the end of the time limit for protests and appeals and the completion of the technical checks.

These data/results cannot be reproduced, stored and/or transmitted in whole or in part by any manner of electronic, mechanical, photocopying, recording, broadcasting or otherwise now known or herein after developed without the previous express consent by the copyright owner, except for reproduction in daily press and regular printed publications on sale to the public within 60 days of the event related to those data/results and always provided that copyright symbol appears together as follows below.

© DORNA WSBK ORGANIZATION Srl 2020


Pirelli Teruel Round, 4 - 6 September 2020
Results Free Practice 3rd Session
Session Highlights

Local Time	No. Rider	Description
09.00.00		Start
09.00.19		WorldSBK Pit Intervention Time: 56secs
09.03.53	13 T. TAKAHASHI	On Asphalt - Re-Joined - Turn 7
09.04.56	31 G. GERLOFF	On Asphalt - Re-Joined - Turn 3
09.06.24	64 F. CARICASULO	On Asphalt - Re-Joined - Turn 1
09.08.16	33 M. MELANDRI	On Asphalt - Re-Joined - Turn 1
09.10.22	77 M. SCHEIB	Lap Cancelled (1'57.523) - Exceeded Track Limits - Turn 11
09.13.40	77 M. SCHEIB	On Asphalt - Re-Joined - Turn 1
09.14.30	13 T. TAKAHASHI	On Asphalt - Re-Joined - Turn 4
09.15.18	7 C. DAVIES	On Asphalt - Re-Joined - Turn 12
09.15.32	21 M. RINALDI	On Asphalt - Re-Joined - Turn 9
09.16.14	91 L. HASLAM	On Asphalt - Re-Joined - Turn 7
09.17.29	1 J. REA	Current Lap Cancelled - Exceeded Track Limits - Turn 11
09.17.36	19 A. BAUTISTA	On Asphalt - Re-Joined - Turn 1
09.18.19	7 C. DAVIES	On Asphalt - Re-Joined - Turn 1
09.18.29	77 M. SCHEIB	On Asphalt - Re-Joined - Turn 12
09.18.52	13 T. TAKAHASHI	On Asphalt - Re-Joined - Turn 11
09.22.14		End Of Session

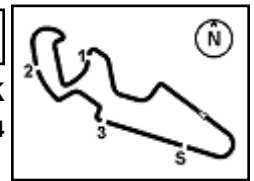
Fastest Laps Sequence

No.	Rider	Nat	Team	Bike	Local Time	Time	Gap	Avg
50	E. LAVERTY	IRL	BMW Motorrad WorldSBK Team	BMW S1000 RR	09:03'46.357	1'52.093		163,054
64	F. CARICASULO	ITA	GRT Yamaha WorldSBK Junior Team	Yamaha YZF R1	09:03'46.765	1'50.905	-1.188	164,801
60	M. VAN DER MARK	NED	PATA YAMAHA WorldSBK Official Team	Yamaha YZF R1	09:03'58.672	1'50.896	-0.009	164,814
19	A. BAUTISTA	ESP	Team HRC	Honda CBR1000RR-R	09:04'05.513	1'50.888	-0.008	164,826
1	J. REA	GBR	Kawasaki Racing Team WorldSBK	Kawasaki ZX-10RR	09:05'46.528	1'50.852	-0.036	164,879
60	M. VAN DER MARK	NED	PATA YAMAHA WorldSBK Official Team	Yamaha YZF R1	09:05'49.331	1'50.659	-0.193	165,167
1	J. REA	GBR	Kawasaki Racing Team WorldSBK	Kawasaki ZX-10RR	09:07'36.633	1'50.105	-0.554	165,998
21	M. RINALDI	ITA	Team GOELEVELN	Ducati Panigale V4 R	09:10'35.089	1'49.967	-0.138	166,206
21	M. RINALDI	ITA	Team GOELEVELN	Ducati Panigale V4 R	09:12'24.663	1'49.574	-0.393	166,802

Start 09:00 End 09:22 The results are provisional until the end of the time limit for protests and appeals and the completion of the technical checks.

These data/results cannot be reproduced, stored and/or transmitted in whole or in part by any manner of electronic, mechanical, photocopying, recording, broadcasting or otherwise now known or herein after developed without the previous express consent by the copyright owner, except for reproduction in daily press and regular printed publications on sale to the public within 60 days of the event related to those data/results and always provided that copyright symbol appears together as follows below.

© DORNA WSBK ORGANIZATION Srl 2020



Pirelli Teruel Round, 4 - 6 September 2020

Free Practices Combined Results

MotorLand Aragon 5.077 m

No.	Rider	Nat	Team	Bike	Class	FP1	FP2	FP3	Time	Gap	Rel.	Avg	LL
1	21 M. RINALDI	ITA	Team GOELEVEN	Ducati Panigale V4 R	IND	1'49.840	1'50.377	1'49.574	1'49.574			166,802	43
2	1 J. REA	GBR	Kawasaki Racing Team WorldSBK	Kawasaki ZX-10RR		1'49.841	1'50.651	1'50.003	1'49.841	0.267	0.267	166,397	47
3	45 S. REDDING	GBR	ARUBA.IT Racing - Ducati	Ducati Panigale V4 R		1'50.893	1'50.859	1'49.963	1'49.963	0.389	0.122	166,212	44
4	60 M. VAN DER MARK	NED	PATA YAMAHA WorldSBK Official Team	Yamaha YZF R1		1'50.765	1'50.983	1'50.173	1'50.173	0.599	0.210	165,895	47
5	22 A. LOWES	GBR	Kawasaki Racing Team WorldSBK	Kawasaki ZX-10RR		1'50.347	1'50.993		1'50.347	0.773	0.174	165,634	23
6	7 C. DAVIES	GBR	ARUBA.IT Racing - Ducati	Ducati Panigale V4 R		1'50.766	1'50.724	1'50.351	1'50.351	0.777	0.004	165,628	45
7	91 L. HASLAM	GBR	Team HRC	Honda CBR1000RR-R		1'50.978	1'50.890	1'50.363	1'50.363	0.789	0.012	165,610	44
8	64 F. CARICASULO	ITA	GRT Yamaha WorldSBK Junior Team	Yamaha YZF R1	IND	1'51.982	1'51.613	1'50.446	1'50.446	0.872	0.083	165,485	41
9	19 A. BAUTISTA	ESP	Team HRC	Honda CBR1000RR-R		1'51.000	1'50.736	1'50.466	1'50.466	0.892	0.020	165,455	44
10	76 L. BAZ	FRA	Ten Kate Racing Yamaha	Yamaha YZF R1	IND	1'51.081	1'51.652	1'50.512	1'50.512	0.938	0.046	165,387	33
11	66 T. SYKES	GBR	BMW Motorrad WorldSBK Team	BMW S1000 RR		1'50.537	1'51.037	1'50.773	1'50.537	0.963	0.025	165,349	40
12	31 G. GERLOFF	USA	GRT Yamaha WorldSBK Junior Team	Yamaha YZF R1	IND	1'51.694	1'51.449	1'50.651	1'50.651	1.077	0.114	165,179	40
13	54 T. RAZGATLIOGLU	TUR	PATA YAMAHA WorldSBK Official Team	Yamaha YZF R1		1'50.659	1'51.738	1'50.868	1'50.659	1.085	0.008	165,167	43
14	33 M. MELANDRI	ITA	Barni Racing Team	Ducati Panigale V4 R	IND	1'51.632	1'51.675	1'50.862	1'50.862	1.288	0.203	164,864	32
15	77 M. SCHEIB	CHI	ORELAC Racing VERDNATURA	Kawasaki ZX-10RR	IND	1'51.384	1'52.527	1'50.963	1'50.963	1.389	0.101	164,714	42
16	50 E. LAVERTY	IRL	BMW Motorrad WorldSBK Team	BMW S1000 RR		1'51.113	1'51.455	1'51.462	1'51.113	1.539	0.150	164,492	41
17	12 X. FORES	ESP	Kawasaki Puccetti Racing	Kawasaki ZX-10RR	IND	1'51.203	1'51.689	1'51.210	1'51.203	1.629	0.090	164,359	46
18	20 S. BARRIER	FRA	Brix Performance	Ducati Panigale V4 R	IND	1'51.844	1'52.476	1'52.904	1'51.844	2.270	0.641	163,417	34
19	40 R. RAMOS	ESP	OUTDO Kawasaki TPR	Kawasaki ZX-10RR	IND	1'52.439	1'53.125	1'51.978	1'51.978	2.404	0.134	163,221	40
20	71 M. FERRARI	ITA	Motocorsa Racing	Ducati Panigale V4 R	IND	1'53.581	1'53.127	1'52.352	1'52.352	2.778	0.374	162,678	49
21	13 T. TAKAHASHI	JPN	MIE Racing HONDA Team	Honda CBR1000RR-R	IND	1'53.230	1'53.072	1'52.524	1'52.524	2.950	0.172	162,429	44

05/09/2020

These data/results cannot be reproduced, stored and/or transmitted in whole or in part by any manner of electronic, mechanical, photocopying, recording, broadcasting or otherwise now known or herein after developed without the previous express consent by the copyright owner, except for reproduction in daily press and regular printed publications on sale to the public within 60 days of the event related to those data/results and always provided that copyright symbol appears together as follows below.

© DORNA WSBK ORGANIZATION Srl 2020

FIKX PERUGIA TIMING



Official Tyre Supplier



Official Timekeeper

Pirelli Teruel Round, 4 - 6 September 2020

Best Sectors & Speed Free Practice 3rd Session

MotorLand Aragon 5.077 m

BEST LAP			
1	21 M. RINALDI	Ducati Panigale V4 R	1'49.574
2	45 S. REDDING	Ducati Panigale V4 R	1'49.963
3	1 J. REA	Kawasaki ZX-10RR	1'50.003
4	60 M. VAN DER MARK	Yamaha YZF R1	1'50.173
5	7 C. DAVIES	Ducati Panigale V4 R	1'50.351
6	91 L. HASLAM	Honda CBR1000RR-R	1'50.363
7	64 F. CARICASULO	Yamaha YZF R1	1'50.446
8	19 A. BAUTISTA	Honda CBR1000RR-R	1'50.466
9	76 L. BAZ	Yamaha YZF R1	1'50.512
10	31 G. GERLOFF	Yamaha YZF R1	1'50.651
11	66 T. SYKES	BMW S1000 RR	1'50.773
12	33 M. MELANDRI	Ducati Panigale V4 R	1'50.862
13	54 T. RAZGATLIOGLU	Yamaha YZF R1	1'50.868
14	77 M. SCHEIB	Kawasaki ZX-10RR	1'50.963
15	12 X. FORES	Kawasaki ZX-10RR	1'51.210
16	50 E. LAVERTY	BMW S1000 RR	1'51.462
17	40 R. RAMOS	Kawasaki ZX-10RR	1'51.978
18	71 M. FERRARI	Ducati Panigale V4 R	1'52.352
19	13 T. TAKAHASHI	Honda CBR1000RR-R	1'52.524
20	20 S. BARRIER	Ducati Panigale V4 R	1'52.904
21	22 A. LOWES	Kawasaki ZX-10RR	

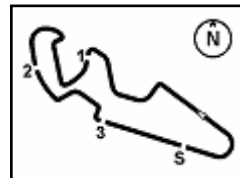
SPEED		
1	19 A. BAUTISTA	Honda CBR1000RR-R 317,6
2	91 L. HASLAM	Honda CBR1000RR-R 315,8
3	50 E. LAVERTY	BMW S1000 RR 314,9
4	33 M. MELANDRI	Ducati Panigale V4 R 314,0
5	45 S. REDDING	Ducati Panigale V4 R 314,0
6	7 C. DAVIES	Ducati Panigale V4 R 313,0
7	71 M. FERRARI	Ducati Panigale V4 R 312,1
8	20 S. BARRIER	Ducati Panigale V4 R 312,1
9	31 G. GERLOFF	Yamaha YZF R1 311,2
10	54 T. RAZGATLIOGLU	Yamaha YZF R1 310,3
11	21 M. RINALDI	Ducati Panigale V4 R 309,5
12	1 J. REA	Kawasaki ZX-10RR 308,6
13	60 M. VAN DER MARK	Yamaha YZF R1 307,7
14	64 F. CARICASULO	Yamaha YZF R1 307,7
15	77 M. SCHEIB	Kawasaki ZX-10RR 306,8
16	13 T. TAKAHASHI	Honda CBR1000RR-R 305,9
17	12 X. FORES	Kawasaki ZX-10RR 305,1
18	66 T. SYKES	BMW S1000 RR 304,2
19	40 R. RAMOS	Kawasaki ZX-10RR 302,5
20	76 L. BAZ	Yamaha YZF R1 301,7

SEG. 1			SEG. 2			SEG. 3			SEG. 4		
1	21 M. RINALDI	31.249	1	1 J. REA	30.884	1	21 M. RINALDI	21.145	1	21 M. RINALDI	25.997
2	76 L. BAZ	31.403	2	21 M. RINALDI	30.958	2	60 M. VAN DER MARK	21.246	2	45 S. REDDING	26.000
3	45 S. REDDING	31.491	3	64 F. CARICASULO	30.958	3	31 G. GERLOFF	21.282	3	7 C. DAVIES	26.090
4	64 F. CARICASULO	31.512	4	45 S. REDDING	30.985	4	91 L. HASLAM	21.311	4	1 J. REA	26.165
5	60 M. VAN DER MARK	31.516	5	60 M. VAN DER MARK	31.096	5	76 L. BAZ	21.319	5	33 M. MELANDRI	26.187
6	31 G. GERLOFF	31.563	6	7 C. DAVIES	31.107	6	1 J. REA	21.332	6	19 A. BAUTISTA	26.201
7	1 J. REA	31.568	7	19 A. BAUTISTA	31.111	7	7 C. DAVIES	21.332	7	91 L. HASLAM	26.204
8	19 A. BAUTISTA	31.586	8	31 G. GERLOFF	31.144	8	19 A. BAUTISTA	21.350	8	64 F. CARICASULO	26.211
9	91 L. HASLAM	31.596	9	91 L. HASLAM	31.146	9	54 T. RAZGATLIOGLU	21.352	9	60 M. VAN DER MARK	26.219
10	54 T. RAZGATLIOGLU	31.614	10	54 T. RAZGATLIOGLU	31.155	10	66 T. SYKES	21.372	10	77 M. SCHEIB	26.281
11	66 T. SYKES	31.639	11	66 T. SYKES	31.166	11	64 F. CARICASULO	21.376	11	54 T. RAZGATLIOGLU	26.327
12	77 M. SCHEIB	31.643	12	76 L. BAZ	31.170	12	45 S. REDDING	21.401	12	31 G. GERLOFF	26.332
13	7 C. DAVIES	31.651	13	77 M. SCHEIB	31.212	13	77 M. SCHEIB	21.434	13	50 E. LAVERTY	26.332
14	33 M. MELANDRI	31.720	14	33 M. MELANDRI	31.247	14	12 X. FORES	21.500	14	20 S. BARRIER	26.420
15	12 X. FORES	31.868	15	12 X. FORES	31.309	15	50 E. LAVERTY	21.562	15	76 L. BAZ	26.437
16	50 E. LAVERTY	31.904	16	50 E. LAVERTY	31.419	16	33 M. MELANDRI	21.609	16	66 T. SYKES	26.457
17	40 R. RAMOS	32.065	17	40 R. RAMOS	31.574	17	40 R. RAMOS	21.741	17	12 X. FORES	26.490
18	71 M. FERRARI	32.139	18	71 M. FERRARI	31.727	18	13 T. TAKAHASHI	21.752	18	71 M. FERRARI	26.541
19	13 T. TAKAHASHI	32.199	19	13 T. TAKAHASHI	31.752	19	71 M. FERRARI	21.921	19	40 R. RAMOS	26.559
20	20 S. BARRIER	32.464	20	20 S. BARRIER	31.759	20	20 S. BARRIER	21.999	20	13 T. TAKAHASHI	26.703

05/09/2020

These data/results cannot be reproduced, stored and/or transmitted in whole or in part by any manner of electronic, mechanical, photocopying, recording, broadcasting or otherwise now known or herein after developed without the previous express consent by the copyright owner, except for reproduction in daily press and regular printed publications on sale to the public within 60 days of the event related to those data/results and always provided that copyright symbol appears together as follows below.

© DORNA WSBK ORGANIZATION Srl 2020



MotorLand Aragon 5.077 m

Pirelli Teruel Round, 4 - 6 September 2020

Ideal Times Free Practice 3rd Session

No.	Rider	Nat	Bike	Seg. 1	Seg. 2	Seg. 3	Seg. 4	Ideal Time				
				Diff. 1	Diff. 2	Diff. 3	Diff. 4	Best Lap	Pos.	Diff.		
1	21 M. RINALDI	ITA	Ducati Panigale V4 R	31.249	30.958 +0.118	21.145	25.997 +0.107	1'49.349	1	0.225		
2	45 S. REDDING	GBR	Ducati Panigale V4 R	31.491	30.985	21.401 +0.086	26.000	1'49.877	2	0.086		
3	1 J. REA	GBR	Kawasaki ZX-10RR	31.568 +0.024	30.884	21.332 +0.013	26.165 +0.017	1'49.949	3	0.054		
4	64 F. CARICASULO	ITA	Yamaha YZF R1	31.512	30.958 +0.100	21.376 +0.119	26.211 +0.170	1'50.057	7	0.389		
5	60 M. VAN DER MARK	NED	Yamaha YZF R1	31.516	31.096 +0.025	21.246	26.219 +0.071	1'50.077	4	0.096		
6	7 C. DAVIES	GBR	Ducati Panigale V4 R	31.651 +0.044	31.107 +0.127	21.332	26.090	1'50.180	5	0.171		
7	19 A. BAUTISTA	ESP	Honda CBR1000RR-R	31.586 +0.056	31.111 +0.162	21.350	26.201	1'50.248	8	0.218		
8	91 L. HASLAM	GBR	Honda CBR1000RR-R	31.596	31.146	21.311	26.204 +0.106	1'50.257	6	0.106		
9	31 G. GERLOFF	USA	Yamaha YZF R1	31.563	31.144 +0.112	21.282 +0.055	26.332 +0.163	1'50.321	10	0.330		
10	76 L. BAZ	FRA	Yamaha YZF R1	31.403 +0.091	31.170 +0.092	21.319	26.437	1'50.329	9	0.183		
11	54 T. RAZGATLIOGLU	TUR	Yamaha YZF R1	31.614 +0.176	31.155 +0.214	21.352 +0.030	26.327	1'50.448	13	0.420		
12	77 M. SCHEIB	CHI	Kawasaki ZX-10RR	31.643	31.212 +0.145	21.434 +0.248	26.281	1'50.570	14	0.393		
13	66 T. SYKES	GBR	BMW S1000 RR	31.639	31.166	21.372 +0.082	26.457 +0.057	1'50.634	11	0.139		
14	33 M. MELANDRI	ITA	Ducati Panigale V4 R	31.720	31.247	21.609 +0.010	26.187 +0.089	1'50.763	12	0.099		
15	12 X. FORES	ESP	Kawasaki ZX-10RR	31.868	31.309	21.500	26.490 +0.043	1'51.167	15	0.043		
16	50 E. LAVERTY	IRL	BMW S1000 RR	31.904	31.419	21.562 +0.061	26.332 +0.184	1'51.217	16	0.245		
17	40 R. RAMOS	ESP	Kawasaki ZX-10RR	32.065 +0.028	31.574	21.741	26.559 +0.011	1'51.939	17	0.039		
18	71 M. FERRARI	ITA	Ducati Panigale V4 R	32.139 +0.006	31.727	21.921 +0.017	26.541 +0.001	1'52.328	18	0.024		
19	13 T. TAKAHASHI	JPN	Honda CBR1000RR-R	32.199 +0.056	31.752 +0.053	21.752	26.703 +0.009	1'52.406	19	0.118		
20	20 S. BARRIER	FRA	Ducati Panigale V4 R	32.464 +0.015	31.759 +0.247	21.999	26.420	1'52.642	20	0.262		
	22 A. LOWES	GBR	Kawasaki ZX-10RR	One or more sectors missing								
Overall Ideal Time				31.249	30.884	21.145	25.997	1'49.275				

05/09/2020

These data/results cannot be reproduced, stored and/or transmitted in whole or in part by any manner of electronic, mechanical, photocopying, recording, broadcasting or otherwise now known or herein after developed without the previous express consent by the copyright owner, except for reproduction in daily press and regular printed publications on sale to the public within 60 days of the event related to those data/results and always provided that copyright symbol appears together as follows below.

© DORNA WSBK ORGANIZATION Srl 2020

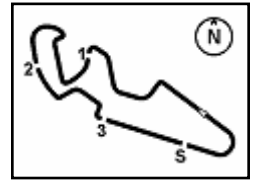
FICR PERUGIA TIMING



Official Tyre Supplier



Official Timekeeper



Pirelli Teruel Round, 4 - 6 September 2020 Chronological Analysis Free Practice 3rd Session

MotorLand Aragon 5.077 m

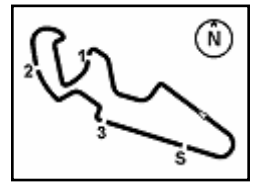
1 / 3

1° 21 M. RINALDI (1'49.574)								6° 91 L. HASLAM (1'50.363)							
Lap	Seg.1	Seg.2	Seg.3	Seg.4	Lap Time	km/h	Local Time	Lap	Seg.1	Seg.2	Seg.3	Seg.4	Lap Time	km/h	Local Time
1		34.777	23.005	34.672	302,5	9:02'38.183		1		32.975	22.427	27.216	303,4	9:02'00.536	
2	2'54.530	32.282	22.477	27.105	4'16.394P	306,8	9:06'54.577	2	32.019	32.467	24.652	26.950	1'56.088	310,3	9:03'56.624
3	31.705	31.207	21.404	26.229	1'50.545	307,7	9:08'45.122	3	31.831	31.267	21.617	26.204	1'50.919	315,8	9:05'47.543
4	31.516	31.005	21.347	26.099	1'49.967	308,6	9:10'35.089	4	31.596	31.146	21.311	26.310	1'50.363	312,1	9:07'37.906
5	31.249	31.076	21.145	26.104	1'49.574	308,6	9:12'24.663	5	32.113	32.570	21.927	28.219	1'54.829	300,0	9:09'32.735
6	31.399	30.958	21.252	25.997	1'49.606	309,5	9:14'14.269	6	31.983	31.259	21.675	26.510	1'51.427	308,6	9:11'24.162
7	33.600	39.270	23.143	34.493	2'10.506P	303,4	9:16'24.775	7	31.804	31.157	21.345	26.274	1'50.580	309,5	9:13'14.742
8	2'41.260	32.063	22.439	30.126	4'05.888P	245,5	9:20'30.663	8	32.132	31.608	21.686	26.429	1'51.855	306,8	9:15'06.597
								9	31.997	36.660	21.893	26.897	1'57.447	305,9	9:17'04.044
								10	31.796	31.272	21.451	26.300	1'50.819	307,7	9:18'54.863
								11	31.717	31.251	21.433	26.409	1'50.810	309,5	9:20'45.673
2° 45 S. REDDING (1'49.963)								7° 64 F. CARICASULO (1'50.446)							
Lap	Seg.1	Seg.2	Seg.3	Seg.4	Lap Time	km/h	Local Time	Lap	Seg.1	Seg.2	Seg.3	Seg.4	Lap Time	km/h	Local Time
1		32.738	22.592	32.771	312,1	9:02'10.563		1		32.100	22.849	27.112	306,8	9:01'55.860	
2	2'49.664	31.951	21.892	26.556	4'10.063P	310,3	9:06'20.626	2	32.026	31.175	21.493	26.211	1'50.905	306,8	9:03'46.765
3	31.822	31.258	21.490	26.248	1'50.818	312,1	9:08'11.444	3	31.796	31.438	21.747	26.220	1'51.201	307,7	9:05'37.966
4	31.708	31.266	21.404	26.266	1'50.644	311,2	9:10'02.088	4	36.551	31.576	21.749	32.874	2'02.750P	305,1	9:07'40.716
5	31.700	31.157	21.404	26.168	1'50.429	312,1	9:11'52.517	5	2'56.487	31.423	21.457	26.417	4'15.784P	307,7	9:11'56.500
6	31.530	31.161	21.401	26.114	1'50.206	312,1	9:13'42.723	6	31.512	31.058	21.495	26.381	1'50.446	305,9	9:13'46.946
7	31.657	33.799	24.952	32.322	2'02.730	256,5	9:15'45.453	7	31.656	31.169	21.376	26.377	1'50.578	305,9	9:15'37.524
8	31.652	34.706	25.293	26.260	1'57.911	314,0	9:17'43.364	8	32.689	32.064	21.867	26.545	1'53.165	303,4	9:17'30.689
9	31.491	30.985	21.487	26.000	1'49.963	314,0	9:19'33.327	9	31.718	31.070	21.384	26.529	1'50.701	303,4	9:19'21.390
10	31.659	31.366	21.504	26.218	1'50.747	311,2	9:21'24.074	10	31.630	30.958	21.579	26.496	1'50.663	304,2	9:21'12.053
3° 1 J. REA (1'50.003)								8° 19 A. BAUTISTA (1'50.466)							
Lap	Seg.1	Seg.2	Seg.3	Seg.4	Lap Time	km/h	Local Time	Lap	Seg.1	Seg.2	Seg.3	Seg.4	Lap Time	km/h	Local Time
1		32.772	23.739	28.933	295,9	9:01'57.433		1		32.372	22.035	26.591	314,9	9:02'14.625	
2	33.183	33.435	25.085	26.540	1'58.243	308,6	9:03'55.676	2	31.878	31.111	21.629	26.270	1'50.888	315,8	9:04'05.513
3	31.704	31.450	21.439	26.259	1'50.852	305,9	9:05'46.528	3	31.698	31.479	21.505	26.360	1'51.042	315,8	9:05'56.555
4	31.634	30.974	21.332	26.165	1'50.105	308,6	9:07'36.633	4	31.586	31.380	21.727	26.326	1'51.019	317,6	9:07'47.574
5	32.815	33.222	22.308	32.752	2'01.097P	295,9	9:09'37.730	5	32.010	31.267	21.428	26.335	1'51.040	315,8	9:09'38.614
6	4'35.120	41.664	23.004	27.029	6'06.817P	304,2	9:15'44.547	6	31.642	31.273	21.350	26.201	1'50.466	316,7	9:11'29.080
7	31.615	37.642	25.799	26.365	2'01.421C	306,8	9:17'45.968	7	36.255	31.445	21.440	26.320	1'55.460	314,9	9:13'24.540
8	31.592	30.884	21.345	26.182	1'50.003	307,7	9:19'35.971	8	31.662	31.212	21.403	26.238	1'50.515	316,7	9:15'15.055
9	31.568	30.931	21.332	26.227	1'50.058	308,6	9:21'26.029	9	31.597	31.524	21.682	26.326	1'51.129	315,8	9:17'06.184
4° 60 M. VAN DER MARK (1'50.173)								9° 76 L. BAZ (1'50.512)							
Lap	Seg.1	Seg.2	Seg.3	Seg.4	Lap Time	km/h	Local Time	Lap	Seg.1	Seg.2	Seg.3	Seg.4	Lap Time	km/h	Local Time
1		32.003	22.367	26.491	305,9	9:02'07.776		1		34.781	21.817	26.732	298,3	9:07'31.630	
2	31.976	31.119	21.525	26.276	1'50.896	307,7	9:03'58.672	2	31.761	31.204	21.513	26.862	1'51.340	297,5	9:09'22.970
3	31.593	31.221	21.439	26.406	1'50.659	307,7	9:05'49.331	3	31.558	31.170	21.382	26.590	1'50.700	298,3	9:11'13.670
4	31.663	31.414	21.462	26.256	1'50.795	307,7	9:07'40.126	4	31.494	31.262	21.319	26.437	1'50.512	300,0	9:13'04.182
5	31.672	31.190	21.844	32.564	1'57.270P	305,1	9:09'37.396	5	31.403	31.221	21.444	26.496	1'50.564	301,7	9:14'54.746
6	4'05.864	31.663	26.109	26.219	5'29.855P	305,9	9:15'07.251	6	31.871	32.018	21.616	26.963	1'52.468	298,3	9:16'47.214
7	31.516	31.121	21.246	26.290	1'50.173	302,5	9:16'57.424	7	31.523	31.249	21.430	26.674	1'50.876	299,2	9:18'38.090
8	31.675	31.096	21.466	26.411	1'50.648	302,5	9:18'48.072	8	31.617	31.264	21.411	26.612	1'50.904	299,2	9:20'28.994
9	31.628	31.119	21.527	26.328	1'50.602	304,2	9:20'38.674								
5° 7 C. DAVIES (1'50.351)								10° 31 G. GERLOFF (1'50.651)							
Lap	Seg.1	Seg.2	Seg.3	Seg.4	Lap Time	km/h	Local Time	Lap	Seg.1	Seg.2	Seg.3	Seg.4	Lap Time	km/h	Local Time
1		34.978	23.378	26.872	311,2	9:02'32.458		1		32.283	22.452	32.029	182,7	9:02'01.606	
2	32.261	31.374	21.636	29.171	1'54.442	285,7	9:04'26.900	2	32.400	31.654	22.234	26.664	1'52.952	311,2	9:03'54.558
3	31.994	31.239	21.368	26.134	1'50.735	313,0	9:06'17.635	3	36.656	31.539	21.552	26.332	1'56.079	308,6	9:05'50.637
4	31.815	31.107	21.433	26.141	1'50.496	311,2	9:08'08.131	4	32.067	31.463	22.385	33.576	1'59.491P	307,7	9:07'50.128
5	31.678	31.110	21.635	26.165	1'50.588	311,2	9:09'58.719	5	3'44.442	32.285	22.078	26.602	5'05.407P	303,4	9:12'55.535
6	31.695	31.234	21.332	26.090	1'50.351	313,0	9:11'49.070	6	31.791	31.144	21.349	26.471	1'50.755	303,4	9:14'46.290
7	31.651	31.240	21.391	26.109	1'50.391	313,0	9:13'39.461	7	31.819	31.195	21.282	26.441	1'50.737	305,1	9:16'37.027
8	33.129	39.443	29.043	30.407	2'12.022	289,5	9:15'51.483	8	31.563	31.256	21.337	26.495	1'50.651	303,4	9:18'27.678
9	31.965	31.287	21.710	26.263	1'51.225	312,1	9:17'42.708	9	31.711	31.378	21.378	26.481	1'50.948	305,1	9:20'18.626
10	38.317	31.861	21.773	26.530	1'58.481	312,1	9:19'41.189								
11	31.731	31.117	21.422	26.197	1'50.467	313,0	9:21'31.656								

05/09/2020 P = Pits In/Out - C = Lap Time Cancelled

These data/results cannot be reproduced, stored and/or transmitted in whole or in part by any manner of electronic, mechanical, photocopying, recording, broadcasting or otherwise now known or herein after developed without the previous express consent by the copyright owner, except for reproduction in daily press and regular printed publications on sale to the public within 60 days of the event related to those data/results and always provided that copyright symbol appears together as follows below.

© DORNA WSBK ORGANIZATION Srl 2020



Pirelli Teruel Round, 4 - 6 September 2020 Chronological Analysis Free Practice 3rd Session

MotorLand Aragon 5.077 m

2 / 3

11° 66 T. SYKES (1'50.773)							
Lap	Seg.1	Seg.2	Seg.3	Seg.4	Lap Time	km/h	Local Time
1		33.834	23.280	27.659	301,7	9:03'00.343	
2	33.316	32.227	21.983	26.662	1'54.188	303,4	9:04'54.531
3	31.801	31.404	21.372	26.457	1'51.034	304,2	9:06'45.565
4	31.639	31.166	21.454	26.514	1'50.773	304,2	9:08'36.338
5	32.738	31.978	22.457	32.547	1'59.720P	301,7	9:10'36.058
6	3'23.090	33.193	22.534	28.073	4'46.890P	267,3	9:15'22.948
7	31.911	31.200	21.621	26.518	1'51.250	304,2	9:17'14.198
8	33.302	31.798	21.936	26.633	1'53.669	302,5	9:19'07.867
9	31.786	31.371	24.049	26.746	1'53.952	302,5	9:21'01.819

16° 50 E. LAVERTY (1'51.462)							
Lap	Seg.1	Seg.2	Seg.3	Seg.4	Lap Time	km/h	Local Time
1		33.053	22.609	27.123		306,8	9:01'54.264
2	32.342	31.572	21.669	26.510	1'52.093	310,3	9:03'46.357
3	32.077	31.436	21.562	26.447	1'51.522	310,3	9:05'37.879
4	31.904	31.419	21.623	26.516	1'51.462	309,5	9:07'29.341
5	34.892	31.673	21.878	33.659	2'02.102P	306,8	9:09'31.443
6	4'54.540	33.499	22.752	26.907	6'17.698P	308,6	9:15'49.141
7	32.096	31.550	21.674	26.488	1'51.808	309,5	9:17'40.949
8	32.122	31.571	21.745	26.425	1'51.863	311,2	9:19'32.812
9	32.081	31.948	21.671	26.332	1'52.032	314,9	9:21'24.844

12° 33 M. MELANDRI (1'50.862)							
Lap	Seg.1	Seg.2	Seg.3	Seg.4	Lap Time	km/h	Local Time
1		34.333	23.360	27.328	307,7	9:02'14.489	
2	32.465	31.638	21.627	26.282	1'52.012	313,0	9:04'06.501
3	31.988	31.380	21.609	26.187	1'51.164	313,0	9:05'57.665
4	31.720	31.247	21.619	26.276	1'50.862	314,0	9:07'48.527
5	35.705	32.759	22.365	32.761	2'03.590P	308,6	9:09'52.117
6	5'20.593	32.860	22.185	26.528	6'42.166P	309,5	9:16'34.283
7	33.484	32.746	22.215	26.314	1'54.759	310,3	9:18'29.042
8	31.879	31.446	21.748	26.189	1'51.262	312,1	9:20'20.304

17° 40 R. RAMOS (1'51.978)							
Lap	Seg.1	Seg.2	Seg.3	Seg.4	Lap Time	km/h	Local Time
1		32.810	22.437	27.108		302,5	9:01'56.181
2	32.165	31.629	21.780	26.594	1'52.168	302,5	9:03'48.349
3	32.093	31.574	21.741	26.570	1'51.978	300,8	9:05'40.327
4	34.259	32.002	21.770	27.616	1'55.647	302,5	9:07'35.974
5	37.035	33.200	22.076	30.461	2'02.772	212,2	9:09'38.746
6	32.065	31.598	21.751	26.576	1'51.990	302,5	9:11'30.736
7	34.747	31.921	25.941	31.544	2'04.153	250,0	9:13'34.889
8	32.488	31.727	22.312	26.721	1'53.248	300,0	9:15'28.137
9	32.275	31.620	21.937	26.559	1'52.391	299,2	9:17'20.528
10	32.227	31.757	21.831	26.685	1'52.500	299,2	9:19'13.028
11	37.266	33.324	22.338	26.588	1'59.516	302,5	9:21'12.544

13° 54 T. RAZGATLIOGLU (1'50.868)							
Lap	Seg.1	Seg.2	Seg.3	Seg.4	Lap Time	km/h	Local Time
1		32.688	22.165	26.980	303,4	9:02'02.808	
2	31.614	31.155	21.709	26.450	1'50.928	305,9	9:03'53.736
3	35.908	31.372	21.352	26.522	1'55.154	310,3	9:05'48.890
4	31.790	31.369	21.382	26.327	1'50.868	309,5	9:07'39.758
5	31.784	31.277	22.364	27.039	1'52.464	305,1	9:09'32.222
6	31.804	31.265	21.514	26.425	1'51.008	306,8	9:11'23.230
7	31.751	31.471	21.506	26.554	1'51.282	306,8	9:13'14.512
8	31.733	31.465	21.504	26.534	1'51.236	305,1	9:15'05.748
9	34.064	31.387	21.638	26.420	1'53.509	309,5	9:16'59.257
10	31.682	31.467	21.547	26.494	1'51.190	305,9	9:18'50.447
11	31.754	31.277	21.527	26.487	1'51.045	308,6	9:20'41.492

18° 71 M. FERRARI (1'52.352)							
Lap	Seg.1	Seg.2	Seg.3	Seg.4	Lap Time	km/h	Local Time
1		33.314	22.488	26.916		304,2	9:02'03.533
2	33.155	32.169	22.083	26.710	1'54.117	306,8	9:03'57.650
3	32.298	31.822	21.960	26.619	1'52.699	306,8	9:05'50.349
4	32.493	31.798	22.076	26.584	1'52.951	312,1	9:07'43.300
5	32.145	31.727	21.938	26.542	1'52.352	305,9	9:09'35.652
6	41.063	33.749	22.420	26.604	2'03.836	303,4	9:11'39.488
7	32.222	31.737	21.959	26.551	1'52.469	302,5	9:13'31.957
8	32.139	31.827	21.958	26.547	1'52.471	305,1	9:15'24.428
9	32.216	31.821	21.921	26.541	1'52.499	303,4	9:17'16.927
10	36.826	35.286	23.213	29.901	2'05.226	256,5	9:19'22.153
11	32.357	31.773	22.088	26.572	1'52.790	303,4	9:21'14.943

14° 77 M. SCHEIB (1'50.963)							
Lap	Seg.1	Seg.2	Seg.3	Seg.4	Lap Time	km/h	Local Time
1		32.743	23.555	27.270	300,8	9:01'55.772	
2	32.331	31.295	21.434	26.379	1'51.439	303,4	9:03'47.211
3	31.643	31.357	21.682	26.281	1'50.963	306,8	9:05'38.174
4	31.709	33.950	22.785	29.079	1'57.523C	279,8	9:07'35.697
5	31.753	31.212	21.507	26.568	1'51.040	300,0	9:09'26.737
6	31.819	31.580	21.655	26.478	1'51.532	300,0	9:11'18.269
7	32.017	31.541	21.628	26.548	1'51.734	300,0	9:13'10.003
8	36.361	32.637	21.598	26.534	1'57.130	302,5	9:15'07.133
9	32.013	31.392	21.570	26.689	1'51.664	300,8	9:16'58.797
10	31.904	31.613	24.759	28.657	1'56.933	280,5	9:18'55.730
11	31.906	31.512	21.590	26.563	1'51.571	301,7	9:20'47.301

19° 13 T. TAKAHASHI (1'52.524)							
Lap	Seg.1	Seg.2	Seg.3	Seg.4	Lap Time	km/h	Local Time
1		33.264	22.812	27.257		300,0	9:01'58.591
2	39.505	34.944	22.199	26.791	2'03.439	305,9	9:04'02.030
3	32.325	31.983	21.843	26.777	1'52.928	302,5	9:05'54.958
4	32.255	31.805	21.752	26.712	1'52.524	304,2	9:07'47.482
5	32.534	31.752	21.770	26.703	1'52.759	305,9	9:09'40.241
6	32.648	33.088	28.235	27.013	2'00.984	304,2	9:11'41.225
7	32.199	31.785	21.870	26.839	1'52.693	305,9	9:13'33.918
8	39.415	34.586	21.862	34.238	2'10.101P	300,0	9:15'44.019
9	1'20.409	35.141	25.248	27.074	2'47.872P	302,5	9:18'31.891
10	32.308	31.952	21.858	26.841	1'52.959	304,2	9:20'24.850

15° 12 X. FORES (1'51.210)							
Lap	Seg.1	Seg.2	Seg.3	Seg.4	Lap Time	km/h	Local Time
1		34.005	22.925	26.794		305,1	9:02'33.185
2	31.979	31.467	21.627	26.529	1'51.602	301,7	9:04'24.787
3	31.932	31.397	21.684	26.699	1'51.712	300,8	9:06'16.499
4	34.316	33.686	21.568	26.490	1'56.060	305,1	9:08'12.559
5	31.868	31.309	21.500	26.533	1'51.210	304,2	9:10'03.769
6	31.965	31.435	21.611	34.241	1'59.252P	303,4	9:12'03.021
7	2'40.563	33.784	23.259	26.782	4'04.388P	300,8	9:16'07.409
8	32.190	33.129	21.768	26.723	1'53.810	300,0	9:18'01.219

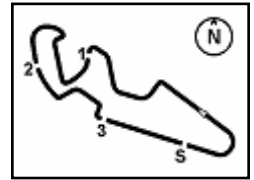
20° 20 S. BARRIER (1'52.904)							
Lap	Seg.1	Seg.2	Seg.3	Seg.4	Lap Time	km/h	Local Time
1		32.978	22.482	27.123		301,7	9:02'00.841
2	32.633	31.922	22.265	26.682	1'53.502	307,7	9:03'54.343
3	32.721	31.973	22.140	26.694	1'53.528	308,6	9:05'47.871
4	32.721	32.083	22.114	26.689	1'53.607	309,5	9:07'41.478

05/09/2020 P = Pits In/Out - C = Lap Time Cancelled

These data/results cannot be reproduced, stored and/or transmitted in whole or in part by any manner of electronic, mechanical, photocopying, recording, broadcasting or otherwise now known or herein after developed without the previous express consent by the copyright owner, except for reproduction in daily press and regular printed publications on sale to the public within 60 days of the event related to those data/results and always provided that copyright symbol appears together as follows below.

© DORNA WSBK ORGANIZATION Srl 2020





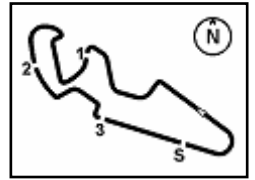
5	32.479	32.006	21.999	26.420	1'52.904	308,6	9:09'34.382
6	32.651	31.894	22.128	26.513	1'53.186	307,7	9:11'27.568
7	32.464	31.872	22.029	26.580	1'52.945	306,8	9:13'20.513
8	32.587	31.929	22.039	26.717	1'53.272	305,9	9:15'13.785
9	32.504	31.759	22.015	26.727	1'53.005	312,1	9:17'06.790
10	32.597	32.031	22.108	26.810	1'53.546	305,9	9:19'00.336
11	38.061	32.495	24.571	27.076	2'02.203	306,8	9:21'02.539

05/09/2020 P = Pits In/Out - C = Lap Time Cancelled

These data/results cannot be reproduced, stored and/or transmitted in whole or in part by any manner of electronic, mechanical, photocopying, recording, broadcasting or otherwise now known or herein after developed without the previous express consent by the copyright owner, except for reproduction in daily press and regular printed publications on sale to the public within 60 days of the event related to those data/results and always provided that copyright symbol appears together as follows below.

© DORNA WSBK ORGANIZATION Srl 2020





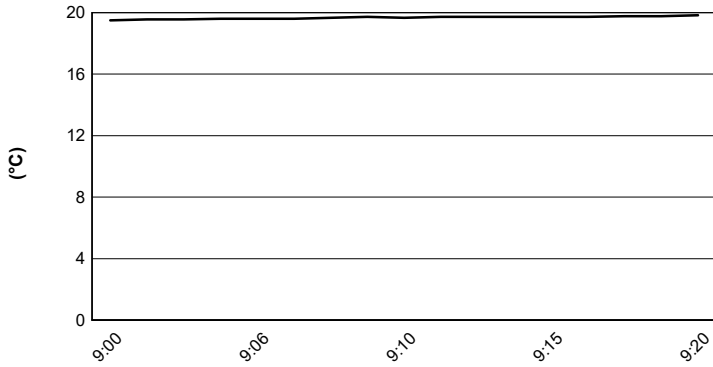
MotorLand Aragon 5.077 m

Pirelli Teruel Round, 4 - 6 September 2020

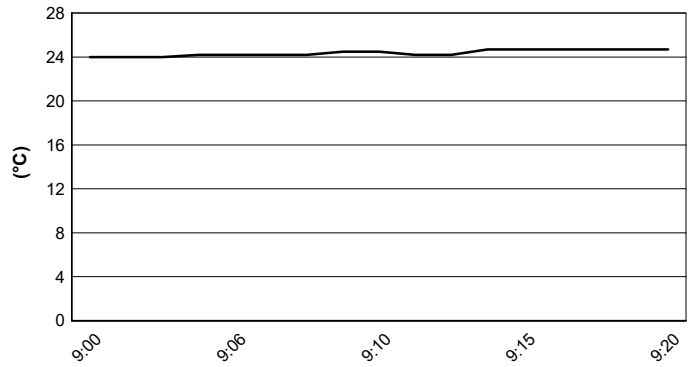
Weather Report Free Practice 3rd Session

Session started 09:00 - Session ended 9:22

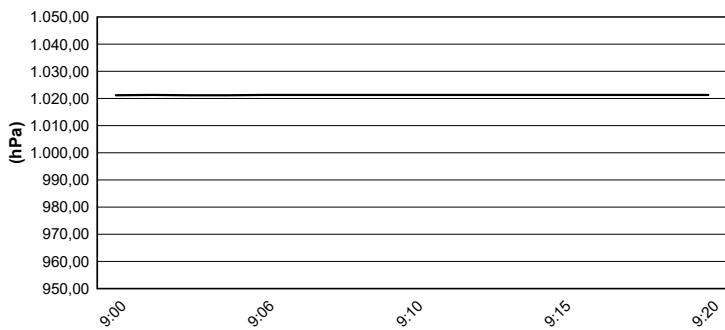
Air Temperature



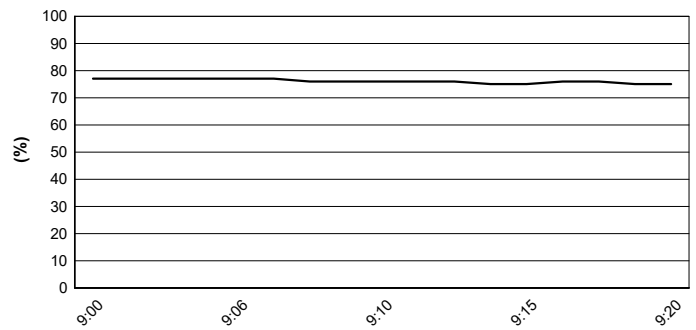
Track Temperature



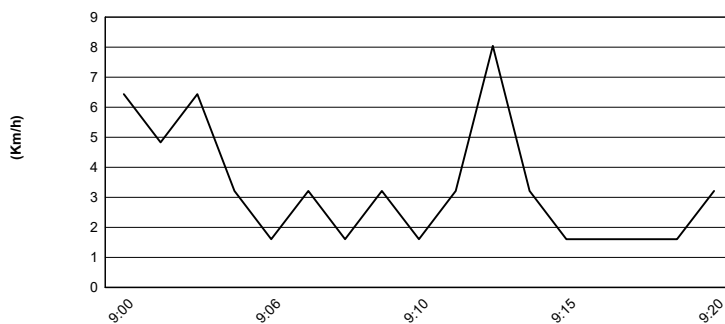
Air Pressure



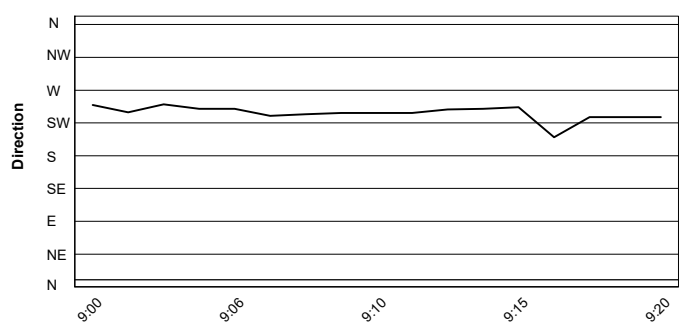
Humidity



Wind Speed



Wind Direction



05/09/2020

These data/results cannot be reproduced, stored and/or transmitted in whole or in part by any manner of electronic, mechanical, photocopying, recording, broadcasting or otherwise now known or herein after developed without the previous express consent by the copyright owner, except for reproduction in daily press and regular printed publications on sale to the public within 60 days of the event related to those data/results and always provided that copyright symbol appears together as follows below.

© DORNA WSBK ORGANIZATION Srl 2020