

Pirelli Teruel Round, 4 - 6 September 2020

Results Tissot Superpole

MotorLand Aragon 5.077 m

1 / 2

No.	Rider	Nat	Team	Bike	Class	Time	Gap	Rel.	Laps	Speed	
										Avg	Max
1	1 J. REA	GBR	Kawasaki Racing Team WorldSBK	Kawasaki ZX-10RR		1'48.767			6	168,040	305,9
2	21 M. RINALDI	ITA	Team GOELEVEN	Ducati Panigale V4 R	IND	1'49.012	0.245	0.245	9	167,662	310,3
3	45 S. REDDING	GBR	ARUBA.IT Racing - Ducati	Ducati Panigale V4 R		1'49.017	0.250	0.005	8	167,655	314,9
4	66 T. SYKES	GBR	BMW Motorrad WorldSBK Team	BMW S1000 RR		1'49.173	0.406	0.156	8	167,415	305,1
5	19 A. BAUTISTA	ESP	Team HRC	Honda CBR1000RR-R		1'49.217	0.450	0.044	11	167,348	314,0
6	91 L. HASLAM	GBR	Team HRC	Honda CBR1000RR-R		1'49.332	0.565	0.115	9	167,172	310,3
7	54 T. RAZGATLIOGLU	TUR	PATA YAMAHA WorldSBK Official Team	Yamaha YZF R1		1'49.358	0.591	0.026	9	167,132	311,2
8	7 C. DAVIES	GBR	ARUBA.IT Racing - Ducati	Ducati Panigale V4 R		1'49.396	0.629	0.038	11	167,074	312,1
9	22 A. LOWES	GBR	Kawasaki Racing Team WorldSBK	Kawasaki ZX-10RR		1'49.409	0.642	0.013	8	167,054	310,3
10	76 L. BAZ	FRA	Ten Kate Racing Yamaha	Yamaha YZF R1	IND	1'49.417	0.650	0.008	7	167,042	303,4
11	64 F. CARICASULO	ITA	GRT Yamaha WorldSBK Junior Team	Yamaha YZF R1	IND	1'49.638	0.871	0.221	7	166,705	307,7
12	60 M. VAN DER MARK	NED	PATA YAMAHA WorldSBK Official Team	Yamaha YZF R1		1'49.671	0.904	0.033	7	166,655	307,7
13	77 M. SCHEIB	CHI	ORELAC Racing VERDNATURA	Kawasaki ZX-10RR	IND	1'49.790	1.023	0.119	6	166,474	310,3
14	31 G. GERLOFF	USA	GRT Yamaha WorldSBK Junior Team	Yamaha YZF R1	IND	1'49.920	1.153	0.130	7	166,277	308,6
15	12 X. FORES	ESP	Kawasaki Puccetti Racing	Kawasaki ZX-10RR	IND	1'50.044	1.277	0.124	7	166,090	305,9
16	50 E. LAVERTY	IRL	BMW Motorrad WorldSBK Team	BMW S1000 RR		1'50.216	1.449	0.172	10	165,831	314,0
17	33 M. MELANDRI	ITA	Barni Racing Team	Ducati Panigale V4 R	IND	1'50.462	1.695	0.246	7	165,461	313,0
18	40 R. RAMOS	ESP	OUTDO Kawasaki TPR	Kawasaki ZX-10RR	IND	1'51.181	2.414	0.719	7	164,391	301,7
19	20 S. BARRIER	FRA	Brixx Performance	Ducati Panigale V4 R	IND	1'51.355	2.588	0.174	7	164,135	307,7
20	71 M. FERRARI	ITA	Motocorsa Racing	Ducati Panigale V4 R	IND	1'51.542	2.775	0.187	6	163,859	306,8
21	13 T. TAKAHASHI	JPN	MIE Racing HONDA Team	Honda CBR1000RR-R	IND	1'51.883	3.116	0.341	10	163,360	305,9

Qualifying Lap Time (107% of 1'48.767): 1'56.382

AIR	Humidity:	64%	Temp:	22°C
TRACK	Condition:	Dry	Temp:	32°C

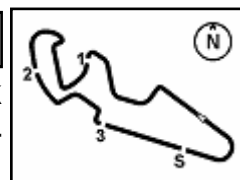
Records	Pole	(SP)	2019 A.Bautista	1'49.049	167,610	Km/h
	Race	(RC1)	2019 A.Bautista	1'49.755	166,530	Km/h
	All Times	(SP)	2019 A.Bautista	1'49.049	167,610	Km/h

Start End The results are provisional until the end of the time limit for protests and appeals
05/09/2020 11:00 11:26 and the completion of the technical checks.

These data/results cannot be reproduced, stored and/or transmitted in whole or in part by any manner of electronic, mechanical, photocopying, recording, broadcasting or otherwise now known or herein after developed without the previous express consent by the copyright owner, except for reproduction in daily press and regular printed publications on sale to the public within 60 days of the event related to those data/results and always provided that copyright symbol appears together as follows below.

© DORNA WSBK ORGANIZATION Srl 2020




Pirelli Teruel Round, 4 - 6 September 2020
Results Tissot Superpole
Session Highlights

Local Time	No. Rider	Description
11.00.00		Start
11.02.07	31 G. GERLOFF	Current Lap Cancelled - Exceeded Track Limits - Turn 11
11.03.47	77 M. SCHEIB	On Asphalt - Re-Joined - Turn 12
11.08.42	64 F. CARICASULO	On Asphalt - Re-Joined - Turn 1
11.09.08	76 L. BAZ	On Asphalt - Re-Joined - Turn 1
11.10.18	50 E. LAVERTY	On Asphalt - Re-Joined - Turn 4
11.16.30		New All Time Lap Record
11.20.18	40 R. RAMOS	On Asphalt - Re-Joined - Turn 5
11.20.28	31 G. GERLOFF	On Asphalt - Re-Joined - Turn 3
11.20.48	91 L. HASLAM	On Asphalt - Re-Joined - Turn 3
11.21.39	64 F. CARICASULO	On Asphalt - Re-Joined - Turn 1
11.23.49	19 A. BAUTISTA	On Asphalt - Re-Joined - Turn 1
11.23.49	77 M. SCHEIB	On Asphalt - Re-Joined - Turn 1
11.26.37		End Of Session

Fastest Laps Sequence

No.	Rider	Nat	Team	Bike	Local Time	Time	Gap	Avg
50	E. LAVERTY	IRL	BMW Motorrad WorldSBK Team	BMW S1000 RR	11:03'45.380	1'50.595		165,262
91	L. HASLAM	GBR	Team HRC	Honda CBR1000RR-R	11:03'56.114	1'49.978	-0.617	166,190
19	A. BAUTISTA	ESP	Team HRC	Honda CBR1000RR-R	11:04'00.077	1'49.703	-0.275	166,606
21	M. RINALDI	ITA	Team GOELEVELN	Ducati Panigale V4 R	11:04'58.080	1'49.639	-0.064	166,703
1	J. REA	GBR	Kawasaki Racing Team WorldSBK	Kawasaki ZX-10RR	11:05'09.715	1'49.361	-0.278	167,127
1	J. REA	GBR	Kawasaki Racing Team WorldSBK	Kawasaki ZX-10RR	11:16'27.638	1'48.767	-0.594	168,040

Start 05/09/2020 11:00 End 11:26 The results are provisional until the end of the time limit for protests and appeals and the completion of the technical checks.

These data/results cannot be reproduced, stored and/or transmitted in whole or in part by any manner of electronic, mechanical, photocopying, recording, broadcasting or otherwise now known or herein after developed without the previous express consent by the copyright owner, except for reproduction in daily press and regular printed publications on sale to the public within 60 days of the event related to those data/results and always provided that copyright symbol appears together as follows below.

© DORNA WSBK ORGANIZATION Srl 2020

Pirelli Teruel Round, 4 - 6 September 2020

Best Sectors & Speed Tissot Superpole

MotorLand Aragon 5.077 m

BEST LAP			
1	1 J. REA	Kawasaki ZX-10RR	1'48.767
2	21 M. RINALDI	Ducati Panigale V4 R	1'49.012
3	45 S. REDDING	Ducati Panigale V4 R	1'49.017
4	66 T. SYKES	BMW S1000 RR	1'49.173
5	19 A. BAUTISTA	Honda CBR1000RR-R	1'49.217
6	91 L. HASLAM	Honda CBR1000RR-R	1'49.332
7	54 T. RAZGATLIOGLU	Yamaha YZF R1	1'49.358
8	7 C. DAVIES	Ducati Panigale V4 R	1'49.396
9	22 A. LOWES	Kawasaki ZX-10RR	1'49.409
10	76 L. BAZ	Yamaha YZF R1	1'49.417
11	64 F. CARICASULO	Yamaha YZF R1	1'49.638
12	60 M. VAN DER MARK	Yamaha YZF R1	1'49.671
13	77 M. SCHEIB	Kawasaki ZX-10RR	1'49.790
14	31 G. GERLOFF	Yamaha YZF R1	1'49.920
15	12 X. FORES	Kawasaki ZX-10RR	1'50.044
16	50 E. LAVERTY	BMW S1000 RR	1'50.216
17	33 M. MELANDRI	Ducati Panigale V4 R	1'50.462
18	40 R. RAMOS	Kawasaki ZX-10RR	1'51.181
19	20 S. BARRIER	Ducati Panigale V4 R	1'51.355
20	71 M. FERRARI	Ducati Panigale V4 R	1'51.542
21	13 T. TAKAHASHI	Honda CBR1000RR-R	1'51.883

SPEED			
1	45 S. REDDING	Ducati Panigale V4 R	314,9
2	19 A. BAUTISTA	Honda CBR1000RR-R	314,0
3	50 E. LAVERTY	BMW S1000 RR	314,0
4	33 M. MELANDRI	Ducati Panigale V4 R	313,0
5	7 C. DAVIES	Ducati Panigale V4 R	312,1
6	54 T. RAZGATLIOGLU	Yamaha YZF R1	311,2
7	21 M. RINALDI	Ducati Panigale V4 R	310,3
8	77 M. SCHEIB	Kawasaki ZX-10RR	310,3
9	91 L. HASLAM	Honda CBR1000RR-R	310,3
10	22 A. LOWES	Kawasaki ZX-10RR	310,3
11	31 G. GERLOFF	Yamaha YZF R1	308,6
12	64 F. CARICASULO	Yamaha YZF R1	307,7
13	60 M. VAN DER MARK	Yamaha YZF R1	307,7
14	20 S. BARRIER	Ducati Panigale V4 R	307,7
15	71 M. FERRARI	Ducati Panigale V4 R	306,8
16	13 T. TAKAHASHI	Honda CBR1000RR-R	305,9
17	1 J. REA	Kawasaki ZX-10RR	305,9
18	12 X. FORES	Kawasaki ZX-10RR	305,9
19	66 T. SYKES	BMW S1000 RR	305,1
20	76 L. BAZ	Yamaha YZF R1	303,4
21	40 R. RAMOS	Kawasaki ZX-10RR	301,7

SEG. 1			SEG. 2			SEG. 3			SEG. 4		
1	60 M. VAN DER MARK	31.070	1	1 J. REA	30.480	1	66 T. SYKES	21.032	1	22 A. LOWES	25.899
2	21 M. RINALDI	31.138	2	64 F. CARICASULO	30.564	2	1 J. REA	21.033	2	45 S. REDDING	25.909
3	76 L. BAZ	31.139	3	66 T. SYKES	30.652	3	19 A. BAUTISTA	21.052	3	21 M. RINALDI	25.911
4	1 J. REA	31.222	4	54 T. RAZGATLIOGLU	30.681	4	91 L. HASLAM	21.068	4	7 C. DAVIES	25.956
5	54 T. RAZGATLIOGLU	31.241	5	45 S. REDDING	30.684	5	45 S. REDDING	21.115	5	33 M. MELANDRI	25.964
6	19 A. BAUTISTA	31.253	6	21 M. RINALDI	30.686	6	76 L. BAZ	21.145	6	1 J. REA	26.032
7	45 S. REDDING	31.309	7	76 L. BAZ	30.725	7	54 T. RAZGATLIOGLU	21.158	7	91 L. HASLAM	26.037
8	77 M. SCHEIB	31.336	8	22 A. LOWES	30.767	8	60 M. VAN DER MARK	21.182	8	19 A. BAUTISTA	26.093
9	66 T. SYKES	31.338	9	19 A. BAUTISTA	30.819	9	77 M. SCHEIB	21.192	9	66 T. SYKES	26.151
10	7 C. DAVIES	31.363	10	7 C. DAVIES	30.847	10	64 F. CARICASULO	21.199	10	60 M. VAN DER MARK	26.167
11	91 L. HASLAM	31.372	11	91 L. HASLAM	30.855	11	31 G. GERLOFF	21.217	11	77 M. SCHEIB	26.172
12	31 G. GERLOFF	31.477	12	60 M. VAN DER MARK	30.873	12	22 A. LOWES	21.229	12	64 F. CARICASULO	26.176
13	22 A. LOWES	31.514	13	31 G. GERLOFF	30.901	13	7 C. DAVIES	21.230	13	50 E. LAVERTY	26.191
14	64 F. CARICASULO	31.584	14	12 X. FORES	30.905	14	21 M. RINALDI	21.254	14	12 X. FORES	26.238
15	50 E. LAVERTY	31.587	15	77 M. SCHEIB	30.955	15	12 X. FORES	21.281	15	31 G. GERLOFF	26.274
16	12 X. FORES	31.620	16	50 E. LAVERTY	31.004	16	50 E. LAVERTY	21.385	16	54 T. RAZGATLIOGLU	26.278
17	33 M. MELANDRI	31.802	17	33 M. MELANDRI	31.147	17	13 T. TAKAHASHI	21.464	17	71 M. FERRARI	26.365
18	40 R. RAMOS	31.854	18	40 R. RAMOS	31.166	18	33 M. MELANDRI	21.549	18	20 S. BARRIER	26.374
19	13 T. TAKAHASHI	31.878	19	20 S. BARRIER	31.227	19	40 R. RAMOS	21.589	19	76 L. BAZ	26.408
20	71 M. FERRARI	31.898	20	71 M. FERRARI	31.339	20	71 M. FERRARI	21.651	20	40 R. RAMOS	26.445
21	20 S. BARRIER	32.033	21	13 T. TAKAHASHI	31.576	21	20 S. BARRIER	21.693	21	13 T. TAKAHASHI	26.694

05/09/2020

These data/results cannot be reproduced, stored and/or transmitted in whole or in part by any manner of electronic, mechanical, photocopying, recording, broadcasting or otherwise now known or herein after developed without the previous express consent by the copyright owner, except for reproduction in daily press and regular printed publications on sale to the public within 60 days of the event related to those data/results and always provided that copyright symbol appears together as follows below.

© DORNA WSBK ORGANIZATION Srl 2020

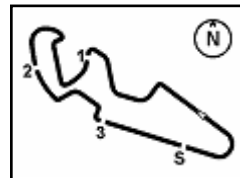
FICR PERUGIA TIMING



Official Tyre Supplier



Official Timekeeper



MotorLand Aragon 5.077 m

Pirelli Teruel Round, 4 - 6 September 2020

Ideal Times Tissot Superpole

No.	Rider	Nat	Bike	Seg. 1	Seg. 2	Seg. 3	Seg. 4	Ideal Time			
				Diff. 1	Diff. 2	Diff. 3	Diff. 4	Best Lap	Pos.	Diff.	
1	1 J. REA	GBR	Kawasaki ZX-10RR	31.222	30.480	21.033	26.032	1'48.767	1'48.767	1	
2	21 M. RINALDI	ITA	Ducati Panigale V4 R	31.138	30.686	21.254 +0.023	25.911	1'48.989	1'49.012	2	0.023
3	45 S. REDDING	GBR	Ducati Panigale V4 R	31.309	30.684	21.115	25.909	1'49.017	1'49.017	3	
4	66 T. SYKES	GBR	BMW S1000 RR	31.338	30.652	21.032	26.151	1'49.173	1'49.173	4	
5	19 A. BAUTISTA	ESP	Honda CBR1000RR-R	31.253	30.819	21.052	26.093	1'49.217	1'49.217	5	
6	60 M. VAN DER MARK	NED	Yamaha YZF R1	31.070	30.873	21.182	26.167 +0.127	1'49.292	1'49.671	12	0.379
7	91 L. HASLAM	GBR	Honda CBR1000RR-R	31.372	30.855	21.068	26.037	1'49.332	1'49.332	6	
8	54 T. RAZGATLIOGLU	TUR	Yamaha YZF R1	31.241	30.681	21.158	26.278	1'49.358	1'49.358	7	
9	7 C. DAVIES	GBR	Ducati Panigale V4 R	31.363	30.847	21.230	25.956	1'49.396	1'49.396	8	
10	22 A. LOWES	GBR	Kawasaki ZX-10RR	31.514	30.767	21.229	25.899	1'49.409	1'49.409	9	
11	76 L. BAZ	FRA	Yamaha YZF R1	31.139	30.725	21.145	26.408	1'49.417	1'49.417	10	
12	64 F. CARICASULO	ITA	Yamaha YZF R1	31.584	30.564	21.199	26.176 +0.115	1'49.523	1'49.638	11	0.115
13	77 M. SCHEIB	CHI	Kawasaki ZX-10RR	31.336	30.955	21.192	26.172 +0.135	1'49.655	1'49.790	13	0.135
14	31 G. GERLOFF	USA	Yamaha YZF R1	31.477 +0.051	30.901	21.217	26.274	1'49.869	1'49.920	14	0.051
15	12 X. FORES	ESP	Kawasaki ZX-10RR	31.620	30.905	21.281	26.238	1'50.044	1'50.044	15	
16	50 E. LAVERTY	IRL	BMW S1000 RR	31.587 +0.049	31.004	21.385	26.191	1'50.167	1'50.216	16	0.049
17	33 M. MELANDRI	ITA	Ducati Panigale V4 R	31.802	31.147	21.549	25.964	1'50.462	1'50.462	17	
18	40 R. RAMOS	ESP	Kawasaki ZX-10RR	31.854 +0.126	31.166	21.589	26.445 +0.001	1'51.054	1'51.181	18	0.127
19	71 M. FERRARI	ITA	Ducati Panigale V4 R	31.898 +0.134	31.339 +0.058	21.651	26.365 +0.097	1'51.253	1'51.542	20	0.289
20	20 S. BARRIER	FRA	Ducati Panigale V4 R	32.033 +0.028	31.227	21.693	26.374	1'51.327	1'51.355	19	0.028
21	13 T. TAKAHASHI	JPN	Honda CBR1000RR-R	31.878 +0.045	31.576	21.464	26.694 +0.226	1'51.612	1'51.883	21	0.271
Overall Ideal Time				31.070	30.480	21.032	25.899	1'48.481			

05/09/2020

These data/results cannot be reproduced, stored and/or transmitted in whole or in part by any manner of electronic, mechanical, photocopying, recording, broadcasting or otherwise now known or herein after developed without the previous express consent by the copyright owner, except for reproduction in daily press and regular printed publications on sale to the public within 60 days of the event related to those data/results and always provided that copyright symbol appears together as follows below.

© DORNA WSBK ORGANIZATION Srl 2020

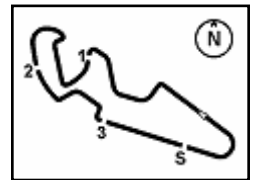
FICR PERUGIA TIMING



Official Tyre Supplier



Official Timekeeper



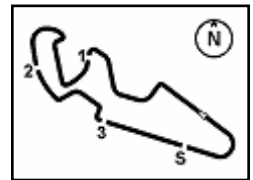
Pirelli Teruel Round, 4 - 6 September 2020 Chronological Analysis Tissot Superpole

1° 1 J. REA (1'48.767)								6° 91 L. HASLAM (1'49.332)							
Lap	Seg.1	Seg.2	Seg.3	Seg.4	Lap Time	km/h	Local Time	Lap	Seg.1	Seg.2	Seg.3	Seg.4	Lap Time	km/h	Local Time
1		32.227	21.713	26.284	303,4	11:03'20.354		1		36.364	23.048	31.976	219,1	11:02'06.136	
2	31.366	30.656	21.243	26.096	1'49.361	305,9	11:05'09.715	2	31.583	30.964	21.186	26.245	1'49.978	310,3	11:03'56.114
3	31.396	30.701	21.200	26.214	1'49.511	305,9	11:06'59.226	3	34.023	33.318	21.557	34.230	2'03.128P	304,2	11:05'59.242
4	31.433	30.795	24.761	32.288	1'59.277P	305,1	11:08'58.503	4	4'53.244	32.570	22.263	27.265	6'15.342P	299,2	11:12'14.584
5	4'20.106	32.239	21.818	26.205	5'40.368P	305,9	11:14'38.871	5	31.389	31.068	21.295	26.234	1'49.986	308,6	11:14'04.570
6	31.222	30.480	21.033	26.032	1'48.767	305,1	11:16'27.638	6	31.494	31.106	21.207	26.338	1'50.145	307,7	11:15'54.715
7	33.529	32.326	21.955	32.344	2'00.154P	304,2	11:18'27.792	7	33.532	32.745	22.058	33.585	2'01.920P	301,7	11:17'56.635
								8	2'22.021	34.159	22.751	27.704	3'46.635P	296,7	11:21'43.270
								9	31.372	30.855	21.068	26.037	1'49.332	309,5	11:23'32.602
								10	31.395	30.986	21.614	37.121	2'01.116P	285,7	11:25'33.718
2° 21 M. RINALDI (1'49.012)								7° 54 T. RAZGATLIOGLU (1'49.358)							
Lap	Seg.1	Seg.2	Seg.3	Seg.4	Lap Time	km/h	Local Time	Lap	Seg.1	Seg.2	Seg.3	Seg.4	Lap Time	km/h	Local Time
1		32.109	21.831	26.412	308,6	11:03'08.441		1		34.352	25.482	26.526	311,2	11:02'11.932	
2	31.395	30.963	21.254	26.027	1'49.639	309,5	11:04'58.080	2	31.590	31.233	21.372	26.315	1'50.510	306,8	11:04'02.442
3	31.368	30.985	21.417	34.492	1'58.262P	284,2	11:06'56.342	3	31.935	31.459	21.501	32.301	1'57.196P	306,8	11:05'59.638
4	2'23.191	31.846	21.714	26.334	3'43.085P	307,7	11:10'39.427	4	1'58.875	33.672	23.248	27.060	3'22.855P	300,8	11:09'22.493
5	31.372	31.065	21.393	26.112	1'49.942	308,6	11:12'29.369	5	31.502	31.048	21.349	26.362	1'50.261	305,1	11:11'12.754
6	31.331	30.978	21.291	26.040	1'49.640	309,5	11:14'19.009	6	31.602	31.197	21.358	26.401	1'50.558	305,1	11:13'03.312
7	33.325	33.455	22.825	35.238	2'04.843P	283,5	11:16'23.852	7	31.988	31.582	22.034	32.564	1'58.168P	304,2	11:15'01.480
8	4'05.907	31.700	21.862	38.793	5'38.262P	242,2	11:22'02.114	8	5'57.635	32.002	21.850	26.733	7'18.220P	303,4	11:22'19.700
9	31.138	30.686	21.277	25.911	1'49.012	310,3	11:23'51.126	9	31.241	30.681	21.158	26.278	1'49.358	306,8	11:24'09.058
10	34.040	40.283	22.535	27.136	2'03.994	306,8	11:25'55.120	10	31.712	31.982	23.369	33.783	2'00.846P	296,7	11:26'09.904
3° 45 S. REDDING (1'49.017)								8° 7 C. DAVIES (1'49.396)							
Lap	Seg.1	Seg.2	Seg.3	Seg.4	Lap Time	km/h	Local Time	Lap	Seg.1	Seg.2	Seg.3	Seg.4	Lap Time	km/h	Local Time
1		32.648	21.937	26.425	308,6	11:02'30.837		1		32.446	22.321	26.921	306,8	11:02'44.151	
2	31.611	30.994	22.008	26.709	1'51.322	307,7	11:04'22.159	2	31.717	31.077	22.798	30.283	1'55.875	280,5	11:04'40.026
3	31.434	30.994	21.562	26.150	1'50.140	314,9	11:06'12.299	3	31.779	31.072	21.283	26.108	1'50.242	311,2	11:06'30.268
4	31.535	31.121	21.348	26.240	1'50.244	311,2	11:08'02.543	4	31.646	31.314	21.557	26.341	1'50.858	309,5	11:08'21.126
5	31.500	31.283	21.347	26.163	1'50.293	313,0	11:09'52.836	5	31.615	33.112	22.249	26.447	1'53.423	309,5	11:10'14.549
6	36.117	32.142	21.846	32.426	2'02.531P	305,1	11:11'55.367	6	31.807	31.151	21.428	26.215	1'50.601	309,5	11:12'05.150
7	7'35.189	35.265	22.291	26.771	8'59.516P	307,7	11:20'54.883	7	33.041	32.583	22.340	32.321	2'00.285P	309,5	11:14'05.435
8	31.309	30.684	21.115	25.909	1'49.017	310,3	11:22'43.900	8	2'45.504	32.537	22.587	26.394	4'07.022P	309,5	11:18'12.457
9	31.477	31.089	21.525	1'05.347	2'29.438	102,5	11:25'13.338	9	31.363	30.847	21.230	25.956	1'49.396	312,1	11:20'01.853
4° 66 T. SYKES (1'49.173)								9° 22 A. LOWES (1'49.409)							
Lap	Seg.1	Seg.2	Seg.3	Seg.4	Lap Time	km/h	Local Time	Lap	Seg.1	Seg.2	Seg.3	Seg.4	Lap Time	km/h	Local Time
1		32.873	22.098	26.644	302,5	11:02'47.662		1		32.584	25.301	28.670	294,3	11:02'24.281	
2	31.616	31.034	21.279	26.500	1'50.429	301,7	11:04'38.091	2	31.921	31.250	21.458	26.320	1'50.949	308,6	11:04'15.230
3	31.571	31.103	21.336	26.424	1'50.434	303,4	11:06'28.525	3	31.645	31.016	21.351	26.330	1'50.342	310,3	11:06'05.572
4	34.025	31.626	21.936	32.567	2'00.154P	305,1	11:08'28.679	4	36.496	35.196	23.833	33.449	2'08.974P	304,2	11:08'14.546
5	5'43.934	31.652	21.827	26.586	7'03.999P	301,7	11:15'32.678	5	4'20.185	34.017	22.284	26.668	5'43.154P	305,1	11:13'57.700
6	31.793	31.101	21.556	32.275	1'56.725P	298,3	11:17'29.403	6	31.822	31.169	21.487	26.338	1'50.816	305,9	11:15'48.516
7	3'24.365	32.375	21.495	26.632	4'44.867P	300,0	11:22'14.270	7	40.815	32.622	22.104	33.729	2'09.270P	305,9	11:17'57.786
8	31.338	30.652	21.032	26.151	1'49.173	305,1	11:24'03.443	8	4'29.493	33.366	22.152	26.494	5'51.505P	305,1	11:23'49.291
9	33.164	32.988	22.407	35.205	2'03.764P	300,8	11:26'07.207	9	31.514	30.767	21.229	25.899	1'49.409	310,3	11:25'38.700
5° 19 A. BAUTISTA (1'49.217)								10° 76 L. BAZ (1'49.417)							
Lap	Seg.1	Seg.2	Seg.3	Seg.4	Lap Time	km/h	Local Time	Lap	Seg.1	Seg.2	Seg.3	Seg.4	Lap Time	km/h	Local Time
1		31.606	21.943	26.477	312,1	11:02'10.374		1		32.063	22.929	29.971	284,2	11:02'20.164	
2	31.378	30.846	21.251	26.228	1'49.703	313,0	11:04'00.077	2	31.458	30.958	21.289	26.420	1'50.125	301,7	11:04'10.289
3	31.373	31.176	21.261	26.249	1'50.059	314,0	11:05'50.136	3	31.509	31.046	21.244	26.491	1'50.290	303,4	11:06'00.579
4	31.482	31.119	21.193	26.290	1'50.084	313,0	11:07'40.220	4	31.652	31.225	21.286	26.779	1'50.942	300,0	11:07'51.521
5	31.499	31.107	21.520	26.460	1'50.586	311,2	11:09'30.806	5	35.886	31.982	21.646	33.185	2'02.699P	302,5	11:09'54.220
6	31.655	31.267	21.341	26.268	1'50.531	314,0	11:11'21.337	6	10'06.925	31.386	21.598	26.483	11'26.392P	298,3	11:21'20.612
7	31.550	31.204	21.408	26.318	1'50.480	312,1	11:13'11.817	7	31.139	30.725	21.145	26.408	1'49.417	300,0	11:23'10.029
8	31.791	31.478	21.429	26.412	1'51.110	311,2	11:15'02.927								
9	32.553	32.006	22.061	32.955	1'59.575P	312,1	11:17'02.502								
10	2'58.015	31.464	21.498	26.150	4'17.127P	313,0	11:21'19.629								
11	31.253	30.819	21.052	26.093	1'49.217	314,0	11:23'08.846								
12	39.125	31.396	21.597	27.006	1'59.124	312,1	11:25'07.970								

05/09/2020 P = Pits In/Out - C = Lap Time Cancelled

These data/results cannot be reproduced, stored and/or transmitted in whole or in part by any manner of electronic, mechanical, photocopying, recording, broadcasting or otherwise now known or herein after developed without the previous express consent by the copyright owner, except for reproduction in daily press and regular printed publications on sale to the public within 60 days of the event related to those data/results and always provided that copyright symbol appears together as follows below.

© DORNA WSBK ORGANIZATION Srl 2020



Pirelli Teruel Round, 4 - 6 September 2020 Chronological Analysis Tissot Superpole

MotorLand Aragon 5.077 m

2 / 3

8 33.972 34.149 22.484 37.608 2'08.213P 201,1 11:25'18.242

5 2'23.681 33.052 22.568 27.467 3'46.768P 304,2 11:11'26.641
6 31.733 31.092 21.436 26.339 1'50.600 311,2 11:13'17.241
7 31.772 31.094 21.508 26.412 1'50.786 310,3 11:15'08.027
8 33.955 32.784 22.521 33.754 2'03.014P 307,7 11:17'11.041
9 2'56.071 32.441 22.449 26.535 4'17.496P 307,7 11:21'28.537
10 31.636 **31.004** **21.385** **26.191** **1'50.216** 311,2 11:23'18.753
11 **31.587** 31.127 21.460 26.334 1'50.508 **314,0** 11:25'09.261

11° 64 F. CARICASULO (1'49.638)							
Lap	Seg.1	Seg.2	Seg.3	Seg.4	Lap Time	km/h	Local Time
1		33.719	26.337	26.512		305,9	11:02'13.182
2	31.697	31.128	21.555	26.287	1'50.667	306,8	11:04'03.849
3	31.602	31.139	21.559	26.176	1'50.476	307,7	11:05'54.325
4	31.715	31.149	21.422	26.430	1'50.716	303,4	11:07'45.041
5	43.238	32.189	21.741	33.774	2'10.942P	305,9	11:09'55.983
6	8'09.103	33.317	22.532	26.562	9'31.514P	302,5	11:19'27.497
7	31.584	30.564	21.199	26.291	1'49.638	305,1	11:21'17.135
8	46.816	31.496	23.251	34.591	2'16.154P	299,2	11:23'33.289

17° 33 M. MELANDRI (1'50.462)							
Lap	Seg.1	Seg.2	Seg.3	Seg.4	Lap Time	km/h	Local Time
1		34.053	24.209	26.641		307,7	11:02'11.755
2	35.725	32.762	25.842	26.814	2'01.143	307,7	11:04'12.898
3	31.859	31.287	28.429	28.423	1'59.998	262,8	11:06'12.896
4	31.849	31.531	21.705	26.249	1'51.334	312,1	11:08'04.230
5	32.996	31.986	22.421	32.950	2'00.353P	313,0	11:10'04.583
6	9'58.494	32.419	24.855	29.145	11'24.913P	282,7	11:21'29.496
7	31.802	31.147	21.549	25.964	1'50.462	313,0	11:23'19.958
8	36.092	35.042	23.253	36.464	2'10.851P	254,7	11:25'30.809

12° 60 M. VAN DER MARK (1'49.671)							
Lap	Seg.1	Seg.2	Seg.3	Seg.4	Lap Time	km/h	Local Time
1		32.133	28.234	26.290		302,5	11:02'18.798
2	31.381	30.894	21.342	26.167	1'49.784	305,1	11:04'08.582
3	31.617	31.030	21.368	26.226	1'50.241	306,8	11:05'58.823
4	31.616	31.003	21.447	26.307	1'50.373	305,1	11:07'49.196
5	33.663	33.133	22.262	36.382	2'05.440P	303,4	11:09'54.636
6	10'46.454	32.511	21.805	28.726	12'09.496P	276,2	11:22'04.132
7	31.070	31.540	23.782	26.274	1'52.666	305,1	11:23'56.798
8	31.322	30.873	21.182	26.294	1'49.671	307,7	11:25'46.469

18° 40 R. RAMOS (1'51.181)							
Lap	Seg.1	Seg.2	Seg.3	Seg.4	Lap Time	km/h	Local Time
1		34.589	24.180	33.680		258,4	11:02'13.745
2	32.112	31.432	21.664	26.445	1'51.653	301,7	11:04'05.398
3	31.854	31.295	21.745	26.454	1'51.348	300,8	11:05'56.746
4	31.883	31.486	21.696	26.695	1'51.760	298,3	11:07'48.506
5	34.688	34.567	21.796	33.001	2'04.052P	300,0	11:09'52.558
6	10'10.914	32.338	22.302	46.937	11'52.491P	96,0	11:21'45.049
7	31.980	31.166	21.589	26.446	1'51.181	300,8	11:23'36.230
8	37.434	32.226	22.073	35.824	2'07.557P	298,3	11:25'43.787

13° 77 M. SCHEIB (1'49.790)							
Lap	Seg.1	Seg.2	Seg.3	Seg.4	Lap Time	km/h	Local Time
1		31.857	23.173	26.655		310,3	11:02'12.306
2	31.579	31.082	31.951	26.553	2'01.165	305,1	11:04'13.471
3	31.454	31.200	21.299	26.172	1'50.125	305,9	11:06'03.596
4	33.388	32.261	21.634	32.359	1'59.642P	300,8	11:08'03.238
5	11'58.199	31.478	21.578	26.503	13'17.758P	305,1	11:21'20.996
6	31.336	30.955	21.192	26.307	1'49.790	304,2	11:23'10.786
7	36.692	31.884	21.911	32.029	2'02.516	198,5	11:25'13.302

19° 20 S. BARRIER (1'51.355)							
Lap	Seg.1	Seg.2	Seg.3	Seg.4	Lap Time	km/h	Local Time
1		32.897	22.024	26.639		307,7	11:01'55.099
2	32.033	31.300	21.710	26.598	1'51.641	306,8	11:03'46.740
3	35.891	33.425	21.954	26.487	1'57.757	305,1	11:05'44.497
4	32.341	31.508	21.780	26.615	1'52.244	305,1	11:07'36.741
5	32.390	31.710	22.108	36.216	2'02.424P	265,4	11:09'39.165
6	10'50.835	31.791	21.736	39.186	12'23.548P	219,1	11:22'02.713
7	32.061	31.227	21.693	26.374	1'51.355	306,8	11:23'54.068
8	32.270	31.514	21.759	26.776	1'52.319	305,9	11:25'46.387

14° 31 G. GERLOFF (1'49.920)							
Lap	Seg.1	Seg.2	Seg.3	Seg.4	Lap Time	km/h	Local Time
1		33.537	33.670	29.022	C	296,7	11:02'20.762
2	31.599	30.921	21.323	26.366	1'50.209	306,8	11:04'10.971
3	31.477	31.197	21.333	26.351	1'50.358	308,6	11:06'01.329
4	31.572	31.185	21.372	26.464	1'50.593	305,9	11:07'51.922
5	32.130	33.384	21.578	32.945	2'00.037P	303,4	11:09'51.959
6	10'28.708	33.555	22.366	27.872	11'52.501P	290,3	11:21'44.460
7	31.528	30.901	21.217	26.274	1'49.920	305,1	11:23'34.380
8	34.388	33.111	21.932	26.862	1'56.293	302,5	11:25'30.673

20° 71 M. FERRARI (1'51.542)							
Lap	Seg.1	Seg.2	Seg.3	Seg.4	Lap Time	km/h	Local Time
1		36.279	23.122	29.769		241,1	11:02'04.221
2	32.049	31.339	21.684	26.486	1'51.558	300,8	11:03'55.779
3	32.047	31.551	21.824	26.365	1'51.787	302,5	11:05'47.566
4	32.032	31.397	21.651	26.462	1'51.542	301,7	11:07'39.108
5	31.898	31.497	22.015	26.486	1'51.896	306,8	11:09'31.004
6	32.062	31.538	21.802	26.639	1'52.041	302,5	11:11'23.045
7	34.133	33.954	22.532	34.057	2'04.676P	303,4	11:13'27.721

15° 12 X. FORES (1'50.044)							
Lap	Seg.1	Seg.2	Seg.3	Seg.4	Lap Time	km/h	Local Time
1		32.216	22.839	30.208		292,7	11:02'21.138
2	32.103	31.046	21.382	26.444	1'50.975	305,1	11:04'12.113
3	31.689	31.212	21.388	26.394	1'50.683	305,9	11:06'02.796
4	31.637	31.206	21.396	26.529	1'50.768	303,4	11:07'53.564
5	33.323	34.937	22.234	34.517	2'05.011P	301,7	11:09'58.575
6	10'10.119	36.826	24.692	34.611	11'46.248P	185,6	11:21'44.823
7	31.620	30.905	21.281	26.238	1'50.044	305,1	11:23'34.867
8	32.632	34.917	22.328	26.808	1'56.685	302,5	11:25'31.552

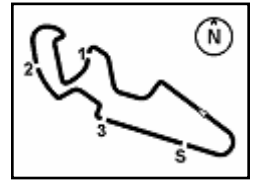
21° 13 T. TAKAHASHI (1'51.883)							
Lap	Seg.1	Seg.2	Seg.3	Seg.4	Lap Time	km/h	Local Time
1		33.796	23.598	27.371		291,1	11:02'12.260
2	33.149	32.902	21.867	26.758	1'54.676	305,9	11:04'06.936
3	37.130	35.681	21.911	26.694	2'01.416	305,1	11:06'08.352
4	31.878	31.646	21.781	26.776	1'52.081	300,0	11:08'00.433
5	33.337	32.791	21.800	26.847	1'54.775	305,1	11:09'55.208
6	32.045	31.849	21.712	26.743	1'52.349	300,8	11:11'47.557
7	32.081	32.367	21.987	34.259	2'00.694P	301,7	11:13'48.251
8	2'43.176	33.785	22.262	26.826	4'06.049P	300,8	11:17'54.300
9	31.923	31.576	21.464	26.920	1'51.883	296,7	11:19'46.183

16° 50 E. LAVERTY (1'50.216)							
Lap	Seg.1	Seg.2	Seg.3	Seg.4	Lap Time	km/h	Local Time
1		32.873	22.074	26.602		308,6	11:01'54.785
2	31.786	31.093	21.385	26.331	1'50.595	309,5	11:03'45.380
3	31.704	31.079	21.477	26.341	1'50.601	310,3	11:05'35.981
4	33.743	32.425	21.999	35.725	2'03.892P	306,8	11:07'39.873

05/09/2020 P = Pits In/Out - C = Lap Time Cancelled

These data/results cannot be reproduced, stored and/or transmitted in whole or in part by any manner of electronic, mechanical, photocopying, recording, broadcasting or otherwise now known or herein after developed without the previous express consent by the copyright owner, except for reproduction in daily press and regular printed publications on sale to the public within 60 days of the event related to those data/results and always provided that copyright symbol appears together as follows below.

© DORNA WSBK ORGANIZATION Srl 2020



Pirelli Teruel Round, 4 - 6 September 2020 Chronological Analysis Tissot Superpole

10	32.068	31.652	37.634	36.093	2'17.447P	297,5	11:22'03.630
11	2'05.400	36.884	24.585	27.720	3'34.589P	300,8	11:25'38.219

05/09/2020 P = Pits In/Out - C = Lap Time Cancelled

These data/results cannot be reproduced, stored and/or transmitted in whole or in part by any manner of electronic, mechanical, photocopying, recording, broadcasting or otherwise now known or herein after developed without the previous express consent by the copyright owner, except for reproduction in daily press and regular printed publications on sale to the public within 60 days of the event related to those data/results and always provided that copyright symbol appears together as follows below.

© DORNA WSBK ORGANIZATION Srl 2020

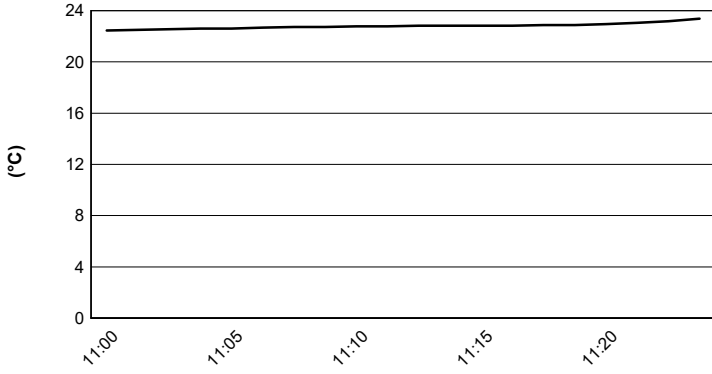


Pirelli Teruel Round, 4 - 6 September 2020

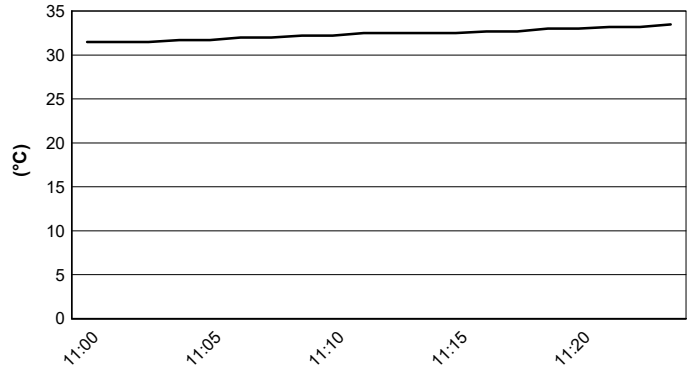
Weather Report Tissot Superpole

Session started 11:00 - Session ended 11:26


Air Temperature



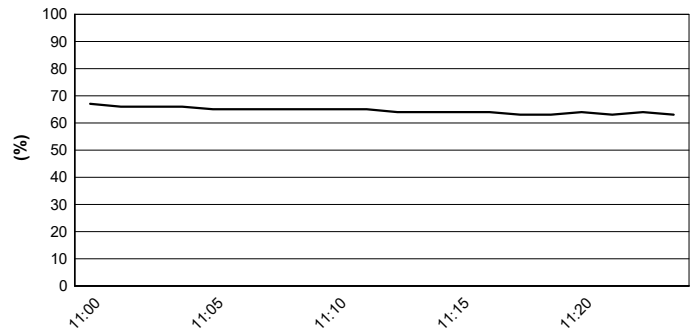
Track Temperature



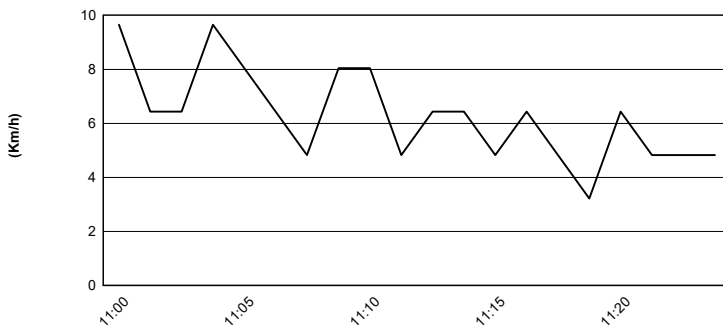
Air Pressure



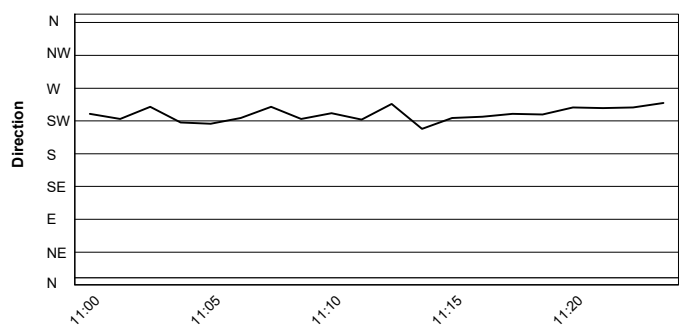
Humidity



Wind Speed



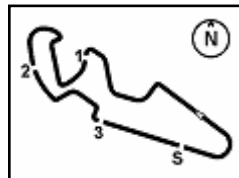
Wind Direction



05/09/2020

These data/results cannot be reproduced, stored and/or transmitted in whole or in part by any manner of electronic, mechanical, photocopying, recording, broadcasting or otherwise now known or herein after developed without the previous express consent by the copyright owner, except for reproduction in daily press and regular printed publications on sale to the public within 60 days of the event related to those data/results and always provided that copyright symbol appears together as follows below.

© DORNA WSBK ORGANIZATION Srl 2020



Pirelli Teruel Round, 4 - 6 September 2020

Tissot Superpole Ranking

MotorLand Aragon 5.077 m

	2017	2018	2019	2020
01 Phillip Island	Rea (Gbr) Kaw 1'29.573 (178,6 Km/h)	Sykes (Gbr) Kaw 1'30.099 (177,6 Km/h)	Rea (Gbr) Kaw 1'29.413 (179,0 Km/h)	Sykes (Gbr) Bmw 1'29.230 (179,3 Km/h)
02 Jerez	Melandri (Ita) Duc 1'38.960 (160,9 Km/h)		Rea (Gbr) Kaw 1'38.247 (162,1 Km/h)	Redding (Gbr) Duc 1'38.736 (161,3 Km/h)
03 Portimão	Rea (Gbr) Kaw 1'41.430 (163,0 Km/h)	Lavery (Irl) Apr 1'40.705 (164,2 Km/h)	Rea (Gbr) Kaw 1'40.372 (164,7 Km/h)	Rea (Gbr) Kaw 1'40.676 (164,2 Km/h)
04 Aragón	Davies (Gbr) Duc 1'49.319 (167,2 Km/h)	Melandri (Ita) Duc 1'49.543 (166,8 Km/h)	Bautista (Esp) Duc 1'49.049 (167,6 Km/h)	Rea (Gbr) Kaw 1'48.860 (167,9 Km/h)
05 Teruel				Rea (Gbr) Kaw 1'48.767 (168,0 Km/h)
06 Barcelona				
07 Magny-Cours	Rea (Gbr) Kaw 1'56.555 (130,5 Km/h)	Sykes (Gbr) Kaw 1'35.696 (158,9 Km/h)	Rea (Gbr) Kaw 1'53.955 (133,5 Km/h)	
08 Estoril				

2020

- 3 J. Rea
- 1 S. Redding
- 1 T. Sykes

ALL TIMES

- | | | | |
|----------------|----------------|------------------|-------------------|
| 50 T. Sykes | 6 J. Kocinski | 2 A. Gobert | 1 T. Kipp |
| 43 T. Corser | 5 M. Biaggi | 2 M. Lucchinelli | 1 L. Lanzi |
| 26 T. Bayliss | 5 D. Giugliano | 2 B. Monti | 1 A. Lowes |
| 26 J. Rea | 4 A. Bautista | 2 Y. Nagai | 1 M. Mladin |
| 21 C. Fogarty | 4 S. Guintoli | 2 M. Neukirchner | 1 F. Nieto |
| 17 D. Polen | 4 M. Melandri | 2 D. Tardozzi | 1 S. Redding |
| 16 N. Hodgson | 4 F. Merkel | 2 A. Yanagawa | 1 J. Reynolds |
| 15 C. Edwards | 4 J. Toseland | 1 A. Badovini | 1 M. Tamada |
| 11 B. Spies | 3 L. Haslam | 1 R. Burnett | 1 M. van der Mark |
| 10 C. Checa | 3 Y. Kagayama | 1 D. Chandler | 1 A. Vieira |
| 10 P. Chili | 3 E. Lavery | 1 S. Crafar | 1 R. Xaus |
| 9 R. Roche | 3 S. Martin | 1 M. Doohan | |
| 8 G. Falappa | 3 S. Mertens | 1 M. Dowson | |
| 8 S. Russell | 3 R. Phillis | 1 M. Fabrizio | |
| 8 A. Slight | 3 J. Smrz | 1 P. Goddard | |
| 7 C. Davies | 3 C. Vermeulen | 1 T. Hill | |
| 7 N. Haga | 2 L. Baz | 1 S. Hislop | |
| 7 R. Laconi | 2 B. Bostrom | 1 J. Hopkins | |
| 6 C. Crutchlow | 2 M. Campbell | 1 I. Jaitovich | |

05/09/2020

These data/results cannot be reproduced, stored and/or transmitted in whole or in part by any manner of electronic, mechanical, photocopying, recording, broadcasting or otherwise now known or herein after developed without the previous express consent by the copyright owner, except for reproduction in daily press and regular printed publications on sale to the public within 60 days of the event related to those data/results and always provided that copyright symbol appears together as follows below.

© DORNA WSBK ORGANIZATION Srl 2020

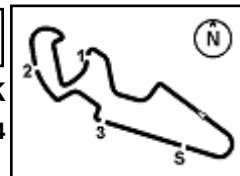
FICR PERUGIA TIMING



Official Tyre Supplier



Official Timekeeper



Pirelli Teruel Round, 4 - 6 September 2020

Tissot Superpole Award

MotorLand Aragon 5.077 m

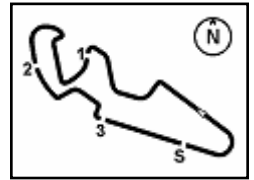
Points	Points From First	Points From Previous	March 1	August 2	August 9	August 30	September 6	September 20	October 4	October 18							
			PHILLIP ISLAND	JEREZ	PORTIMÃO	ARAGON	TERUEL	BARCELONA	MAGNY-COURS	ESTORIL							
1	REA Jonathan (GBR)	100	7 12	9 12	12 12	12 12	12										
2	REDDING Scott (GBR)	67	33	9 7	12 9	2 5	7 9	7									
3	RAZGATLIOGLU Toprak (TUR)	44	56	23	6 9	5	9 9	3 3									
4	SYKES Tom (GBR)	43	57	1	12 4	7 4	6 4		6								
5	VAN DER MARK Michael (NED)	39	61	4	4 5	6 7	5 3	2 7									
6	BAZ Loris (FRA)	37	63	2	3 3	4 6	4 7	9 1									
7	LOWES Alex (GBR)	35	65	2	2 6	3	7 6	6 4	1								
8	RINALDI Michael Ruben (ITA)	22	78	13	1		3 2	5 2	9								
9	HASLAM Leon (GBR)	18	82	4	5 2	1 1	1	4	4								
10	BAUTISTA Alvaro (ESP)	16	84	2		2		3 6	5								
11	DAVIES Chaz (GBR)	16	84	0		3 5		1 5	2								
12	GERLOFF Garrett (USA)	2	98	14		2											
13	LAVERTY Eugene (IRL)	1	99	1			1										
14	CORTESE Sandro (GER)	1	99	0	1												

05/09/2020 Odd points columns: Tissot Superpole Even points columns: Tissot Superpole Race

These data/results cannot be reproduced, stored and/or transmitted in whole or in part by any manner of electronic, mechanical, photocopying, recording, broadcasting or otherwise now known or herein after developed without the previous express consent by the copyright owner, except for reproduction in daily press and regular printed publications on sale to the public within 60 days of the event related to those data/results and always provided that copyright symbol appears together as follows below.

© DORNA WSBK ORGANIZATION Srl 2020





MotorLand Aragon 5.077 m

Pirelli Teruel Round, 4 - 6 September 2020

Starting Grid - Race 1

18 Laps x 5,077 km = 91,386 km

Pos	Number	Name	Team	Time	Pos
1	1	REA J.	Kawasaki	1'48.767	1
2	21	RINALDI M.	Ducati	1'49.012	2
3	45	REDDING S.	Ducati	1'49.017	3
4	66	SYKES T.	BMW	1'49.173	4
5	19	BAUTISTA A.	Honda	1'49.217	5
6	91	HASLAM L.	Honda	1'49.332	6
7	54	RAZGATLIOGLU T.	Yamaha	1'49.358	7
8	7	DAVIES C.	Ducati	1'49.396	8
9	22	LOWES A.	Kawasaki	1'49.409	9
10	76	BAZ L.	Yamaha	1'49.417	10
11	64	CARICASULO F.	Yamaha	1'49.638	11
12	60	VAN DER MARK M.	Yamaha	1'49.671	12
13	77	SCHEIB M.	Kawasaki	1'49.790	13
14	31	GERLOFF G.	Yamaha	1'49.920	14
15	12	FORES X.	Kawasaki	1'50.044	15
16	50	LAVERTY E.	BMW	1'50.216	16
17	33	MELANDRI M.	Ducati	1'50.462	17
18	40	RAMOS R.	Kawasaki	1'51.181	18
19	20	BARRIER S.	Ducati	1'51.355	19
20	71	FERRARI M.	Ducati	1'51.542	20
21	13	TAKAHASHI T.	Honda	1'51.883	21

05/09/2020 The Race Director

These data/results cannot be reproduced, stored and/or transmitted in whole or in part by any manner of electronic, mechanical, photocopying, recording, broadcasting or otherwise now known or herein after developed without the previous express consent by the copyright owner, except for reproduction in daily press and regular printed publications on sale to the public within 60 days of the event related to those data/results and always provided that copyright symbol appears together as follows below.

© DORNA WSBK ORGANIZATION Srl 2020

FICR PERUGIA TIMING



Official Tyre Supplier



Official Timekeeper