

Pirelli Teruel Round, 4 - 6 September 2020

Results Warm Up

MotorLand Aragon 5.077 m

1 / 2

No.	Rider	Nat	Team	Bike	Class	Time	Gap	Rel.	Laps	Speed	
										Avg	Max
1	60 M. VAN DER MARK	NED	PATA YAMAHA WorldSBK Official Team	Yamaha YZF R1		1'50.045			6	166,088	312,1
2	1 J. REA	GBR	Kawasaki Racing Team WorldSBK	Kawasaki ZX-10RR		1'50.200	0.155	0.155	7	165,855	313,0
3	7 C. DAVIES	GBR	ARUBA.IT Racing - Ducati	Ducati Panigale V4 R		1'50.206	0.161	0.006	7	165,846	318,6
4	21 M. RINALDI	ITA	Team GOELEVELN	Ducati Panigale V4 R	IND	1'50.314	0.269	0.108	6	165,683	313,0
5	64 F. CARICASULO	ITA	GRT Yamaha WorldSBK Junior Team	Yamaha YZF R1	IND	1'50.358	0.313	0.044	8	165,617	317,6
6	54 T. RAZGATLIOGLU	TUR	PATA YAMAHA WorldSBK Official Team	Yamaha YZF R1		1'50.386	0.341	0.028	6	165,575	311,2
7	45 S. REDDING	GBR	ARUBA.IT Racing - Ducati	Ducati Panigale V4 R		1'50.458	0.413	0.072	7	165,467	321,4
8	22 A. LOWES	GBR	Kawasaki Racing Team WorldSBK	Kawasaki ZX-10RR		1'50.585	0.540	0.127	4	165,277	312,1
9	76 L. BAZ	FRA	Ten Kate Racing Yamaha	Yamaha YZF R1	IND	1'50.601	0.556	0.016	7	165,253	
10	66 T. SYKES	GBR	BMW Motorrad WorldSBK Team	BMW S1000 RR		1'50.701	0.656	0.100	7	165,104	308,6
11	91 L. HASLAM	GBR	Team HRC	Honda CBR1000RR-R		1'50.734	0.689	0.033	7	165,055	314,0
12	33 M. MELANDRI	ITA	Barni Racing Team	Ducati Panigale V4 R	IND	1'50.880	0.835	0.146	7	164,838	320,5
13	19 A. BAUTISTA	ESP	Team HRC	Honda CBR1000RR-R		1'50.917	0.872	0.037	7	164,783	319,5
14	31 G. GERLOFF	USA	GRT Yamaha WorldSBK Junior Team	Yamaha YZF R1	IND	1'51.063	1.018	0.146	7	164,566	314,9
15	77 M. SCHEIB	CHI	ORELAC Racing VERDNATURA	Kawasaki ZX-10RR	IND	1'51.133	1.088	0.070	8	164,462	314,9
16	50 E. LAVERTY	IRL	BMW Motorrad WorldSBK Team	BMW S1000 RR		1'51.470	1.425	0.337	8	163,965	315,8
17	12 X. FORES	ESP	Kawasaki Puccetti Racing	Kawasaki ZX-10RR	IND	1'51.529	1.484	0.059	7	163,878	309,5
18	71 M. FERRARI	ITA	Motocorsa Racing	Ducati Panigale V4 R	IND	1'52.304	2.259	0.775	7	162,748	308,6
19	20 S. BARRIER	FRA	Brixx Performance	Ducati Panigale V4 R	IND	1'52.413	2.368	0.109	7	162,590	315,8
20	40 R. RAMOS	ESP	OUTDO Kawasaki TPR	Kawasaki ZX-10RR	IND	1'52.590	2.545	0.177	7	162,334	306,8
21	13 T. TAKAHASHI	JPN	MIE Racing HONDA Team	Honda CBR1000RR-R	IND	1'52.602	2.557	0.012	7	162,317	308,6

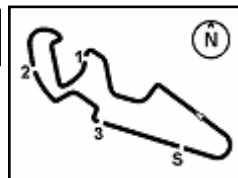
AIR	Humidity:	66%	Temp:	19°C
TRACK	Condition:	Dry	Temp:	23°C

Records	Pole (SP)	2020 J.Rea	1'48.860	167,900	Km/h
	Race (RC1)	2019 A.Bautista	1'49.755	166,530	Km/h
	All Times (SP)	2020 J.Rea	1'48.860	167,900	Km/h

Start 06/09/2020 09:00 End 09:17 The results are provisional until the end of the time limit for protests and appeals and the completion of the technical checks.

These data/results cannot be reproduced, stored and/or transmitted in whole or in part by any manner of electronic, mechanical, photocopying, recording, broadcasting or otherwise now known or herein after developed without the previous express consent by the copyright owner, except for reproduction in daily press and regular printed publications on sale to the public within 60 days of the event related to those data/results and always provided that copyright symbol appears together as follows below.

© DORNA WSBK ORGANIZATION Srl 2020



Pirelli Teruel Round, 4 - 6 September 2020

Results Warm Up

Session Highlights

Local Time	No. Rider	Description
09.00.00		Start
09.02.31	76 L. BAZ	Check Transponder
09.04.00	60 M. VAN DER MARK	Lap Cancelled (1'52.035) - Exceeded Track Limits - Turn 11
09.07.05	21 M. RINALDI	On Asphalt - Re-Joined - Turn 1
09.09.09	76 L. BAZ	On Asphalt - Re-Joined - Turn 8
09.10.05	71 M. FERRARI	On Asphalt - Re-Joined - Turn 1
09.11.55	12 X. FORES	On Asphalt - Re-Joined - Turn 1
09.14.06	33 M. MELANDRI	On Asphalt - Re-Joined - Turn 1
09.15.08	40 R. RAMOS	On Asphalt - Re-Joined - Turn 12
09.17.14		End Of Session

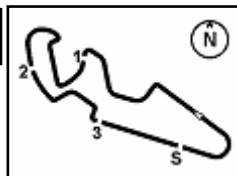
Fastest Laps Sequence

No.	Rider	Nat	Team	Bike	Local Time	Time	Gap	Avg
50	E. LAVERTY	IRL	BMW Motorrad WorldSBK Team	BMW S1000 RR	09:03'44.588	1'51.470		163,965
64	F. CARICASULO	ITA	GRT Yamaha WorldSBK Junior Team	Yamaha YZF R1	09:03'48.246	1'50.939	-0.531	164,750
76	L. BAZ	FRA	Ten Kate Racing Yamaha	Yamaha YZF R1	09:03'57.966	1'50.680	-0.259	165,136
45	S. REDDING	GBR	ARUBA.IT Racing - Ducati	Ducati Panigale V4 R	09:04'17.009	1'50.644	-0.036	165,189
1	J. REA	GBR	Kawasaki Racing Team WorldSBK	Kawasaki ZX-10RR	09:04'20.425	1'50.387	-0.257	165,574
1	J. REA	GBR	Kawasaki Racing Team WorldSBK	Kawasaki ZX-10RR	09:06'10.625	1'50.200	-0.187	165,855
60	M. VAN DER MARK	NED	PATA YAMAHA WorldSBK Official Team	Yamaha YZF R1	09:13'20.060	1'50.045	-0.155	166,088

Start 09:00 End 09:17 The results are provisional until the end of the time limit for protests and appeals and the completion of the technical checks.

These data/results cannot be reproduced, stored and/or transmitted in whole or in part by any manner of electronic, mechanical, photocopying, recording, broadcasting or otherwise now known or herein after developed without the previous express consent by the copyright owner, except for reproduction in daily press and regular printed publications on sale to the public within 60 days of the event related to those data/results and always provided that copyright symbol appears together as follows below.

© DORNA WSBK ORGANIZATION Srl 2020



Pirelli Teruel Round, 4 - 6 September 2020 Best Sectors & Speed Warm Up

BEST LAP		
1	60 M. VAN DER MARK	Yamaha YZF R1 1'50.045
2	1 J. REA	Kawasaki ZX-10RR 1'50.200
3	7 C. DAVIES	Ducati Panigale V4 R 1'50.206
4	21 M. RINALDI	Ducati Panigale V4 R 1'50.314
5	64 F. CARICASULO	Yamaha YZF R1 1'50.358
6	54 T. RAZGATLIOGLU	Yamaha YZF R1 1'50.386
7	45 S. REDDING	Ducati Panigale V4 R 1'50.458
8	22 A. LOWES	Kawasaki ZX-10RR 1'50.585
9	76 L. BAZ	Yamaha YZF R1 1'50.601
10	66 T. SYKES	BMW S1000 RR 1'50.701
11	91 L. HASLAM	Honda CBR1000RR-R 1'50.734
12	33 M. MELANDRI	Ducati Panigale V4 R 1'50.880
13	19 A. BAUTISTA	Honda CBR1000RR-R 1'50.917
14	31 G. GERLOFF	Yamaha YZF R1 1'51.063
15	77 M. SCHEIB	Kawasaki ZX-10RR 1'51.133
16	50 E. LAVERTY	BMW S1000 RR 1'51.470
17	12 X. FORES	Kawasaki ZX-10RR 1'51.529
18	71 M. FERRARI	Ducati Panigale V4 R 1'52.304
19	20 S. BARRIER	Ducati Panigale V4 R 1'52.413
20	40 R. RAMOS	Kawasaki ZX-10RR 1'52.590
21	13 T. TAKAHASHI	Honda CBR1000RR-R 1'52.602

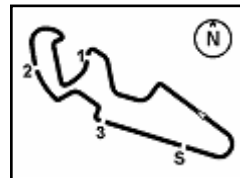
SPEED		
1	45 S. REDDING	Ducati Panigale V4 R 321,4
2	33 M. MELANDRI	Ducati Panigale V4 R 320,5
3	19 A. BAUTISTA	Honda CBR1000RR-R 319,5
4	7 C. DAVIES	Ducati Panigale V4 R 318,6
5	64 F. CARICASULO	Yamaha YZF R1 317,6
6	20 S. BARRIER	Ducati Panigale V4 R 315,8
7	50 E. LAVERTY	BMW S1000 RR 315,8
8	31 G. GERLOFF	Yamaha YZF R1 314,9
9	77 M. SCHEIB	Kawasaki ZX-10RR 314,9
10	91 L. HASLAM	Honda CBR1000RR-R 314,0
11	21 M. RINALDI	Ducati Panigale V4 R 313,0
12	1 J. REA	Kawasaki ZX-10RR 313,0
13	22 A. LOWES	Kawasaki ZX-10RR 312,1
14	60 M. VAN DER MARK	Yamaha YZF R1 312,1
15	54 T. RAZGATLIOGLU	Yamaha YZF R1 311,2
16	12 X. FORES	Kawasaki ZX-10RR 309,5
17	66 T. SYKES	BMW S1000 RR 308,6
18	71 M. FERRARI	Ducati Panigale V4 R 308,6
19	13 T. TAKAHASHI	Honda CBR1000RR-R 308,6
20	40 R. RAMOS	Kawasaki ZX-10RR 306,8

SEG. 1		SEG. 2		SEG. 3		SEG. 4	
1	21 M. RINALDI 31.502	1	1 J. REA 30.903	1	60 M. VAN DER MARK 21.294	1	33 M. MELANDRI 26.028
2	64 F. CARICASULO 31.530	2	60 M. VAN DER MARK 30.966	2	54 T. RAZGATLIOGLU 21.317	2	7 C. DAVIES 26.056
3	1 J. REA 31.539	3	64 F. CARICASULO 31.024	3	1 J. REA 21.329	3	45 S. REDDING 26.075
4	7 C. DAVIES 31.541	4	7 C. DAVIES 31.082	4	45 S. REDDING 21.338	4	21 M. RINALDI 26.166
5	54 T. RAZGATLIOGLU 31.578	5	66 T. SYKES 31.112	5	7 C. DAVIES 21.365	5	64 F. CARICASULO 26.174
6	60 M. VAN DER MARK 31.605	6	54 T. RAZGATLIOGLU 31.132	6	64 F. CARICASULO 21.379	6	60 M. VAN DER MARK 26.180
7	19 A. BAUTISTA 31.621	7	91 L. HASLAM 31.149	7	66 T. SYKES 21.381	7	22 A. LOWES 26.206
8	91 L. HASLAM 31.641	8	45 S. REDDING 31.149	8	91 L. HASLAM 21.384	8	1 J. REA 26.227
9	22 A. LOWES 31.681	9	22 A. LOWES 31.162	9	31 G. GERLOFF 21.393	9	77 M. SCHEIB 26.246
10	66 T. SYKES 31.706	10	21 M. RINALDI 31.225	10	21 M. RINALDI 21.421	10	54 T. RAZGATLIOGLU 26.301
11	45 S. REDDING 31.719	11	31 G. GERLOFF 31.229	11	22 A. LOWES 21.423	11	91 L. HASLAM 26.313
12	31 G. GERLOFF 31.812	12	50 E. LAVERTY 31.282	12	19 A. BAUTISTA 21.437	12	50 E. LAVERTY 26.367
13	12 X. FORES 31.871	13	19 A. BAUTISTA 31.309	13	33 M. MELANDRI 21.501	13	19 A. BAUTISTA 26.370
14	33 M. MELANDRI 31.915	14	33 M. MELANDRI 31.315	14	77 M. SCHEIB 21.515	14	31 G. GERLOFF 26.414
15	77 M. SCHEIB 31.955	15	12 X. FORES 31.375	15	12 X. FORES 21.518	15	66 T. SYKES 26.420
16	50 E. LAVERTY 31.975	16	77 M. SCHEIB 31.414	16	50 E. LAVERTY 21.541	16	12 X. FORES 26.492
17	13 T. TAKAHASHI 32.061	17	20 S. BARRIER 31.437	17	40 R. RAMOS 21.767	17	71 M. FERRARI 26.501
18	71 M. FERRARI 32.122	18	71 M. FERRARI 31.637	18	13 T. TAKAHASHI 21.848	18	20 S. BARRIER 26.511
19	40 R. RAMOS 32.195	19	40 R. RAMOS 31.707	19	71 M. FERRARI 21.870	19	40 R. RAMOS 26.685
20	20 S. BARRIER 32.353	20	13 T. TAKAHASHI 31.802	20	20 S. BARRIER 21.871	20	13 T. TAKAHASHI 26.729

06/09/2020

These data/results cannot be reproduced, stored and/or transmitted in whole or in part by any manner of electronic, mechanical, photocopying, recording, broadcasting or otherwise now known or herein after developed without the previous express consent by the copyright owner, except for reproduction in daily press and regular printed publications on sale to the public within 60 days of the event related to those data/results and always provided that copyright symbol appears together as follows below.

© DORNA WSBK ORGANIZATION Srl 2020



MotorLand Aragon 5.077 m

Pirelli Teruel Round, 4 - 6 September 2020

Ideal Times Warm Up

No.	Rider	Nat	Bike	Seg. 1	Seg. 2	Seg. 3	Seg. 4	Ideal Time			
				Diff. 1	Diff. 2	Diff. 3	Diff. 4	Best Lap	Pos.	Diff.	
1	1 J. REA	GBR	Kawasaki ZX-10RR	31.539 +0.088	30.903 +0.070	21.329 +0.008	26.227 +0.036	1'49.998 1'50.200	2	0.202	
2	7 C. DAVIES	GBR	Ducati Panigale V4 R	31.541 +0.011	31.082 +0.013	21.365 +0.061	26.056 +0.077	1'50.044 1'50.206	3	0.162	
3	60 M. VAN DER MARK	NED	Yamaha YZF R1	31.605	30.966	21.294	26.180	1'50.045 1'50.045	1		
4	64 F. CARICASULO	ITA	Yamaha YZF R1	31.530	31.024 +0.176	21.379 +0.075	26.174	1'50.107 1'50.358	5	0.251	
5	45 S. REDDING	GBR	Ducati Panigale V4 R	31.719	31.149	21.338 +0.177	26.075	1'50.281 1'50.458	7	0.177	
6	21 M. RINALDI	ITA	Ducati Panigale V4 R	31.502	31.225	21.421	26.166	1'50.314 1'50.314	4		
7	54 T. RAZGATLIOGLU	TUR	Yamaha YZF R1	31.578 +0.053	31.132	21.317 +0.005	26.301	1'50.328 1'50.386	6	0.058	
8	22 A. LOWES	GBR	Kawasaki ZX-10RR	31.681 +0.027	31.162 +0.023	21.423 +0.034	26.206 +0.029	1'50.472 1'50.585	8	0.113	
9	91 L. HASLAM	GBR	Honda CBR1000RR-R	31.641	31.149 +0.101	21.384 +0.039	26.313 +0.107	1'50.487 1'50.734	11	0.247	
10	66 T. SYKES	GBR	BMW S1000 RR	31.706 +0.011	31.112 +0.060	21.381	26.420 +0.011	1'50.619 1'50.701	10	0.082	
11	19 A. BAUTISTA	ESP	Honda CBR1000RR-R	31.621	31.309 +0.129	21.437 +0.051	26.370	1'50.737 1'50.917	13	0.180	
12	33 M. MELANDRI	ITA	Ducati Panigale V4 R	31.915 +0.009	31.315	21.501 +0.112	26.028	1'50.759 1'50.880	12	0.121	
13	31 G. GERLOFF	USA	Yamaha YZF R1	31.812 +0.029	31.229 +0.124	21.393 +0.062	26.414	1'50.848 1'51.063	14	0.215	
14	77 M. SCHEIB	CHI	Kawasaki ZX-10RR	31.955 +0.003	31.414	21.515	26.246	1'51.130 1'51.133	15	0.003	
15	50 E. LAVERTY	IRL	BMW S1000 RR	31.975 +0.252	31.282 +0.053	21.541	26.367	1'51.165 1'51.470	16	0.305	
16	12 X. FORES	ESP	Kawasaki ZX-10RR	31.871 +0.121	31.375	21.518 +0.152	26.492	1'51.256 1'51.529	17	0.273	
17	71 M. FERRARI	ITA	Ducati Panigale V4 R	32.122	31.637 +0.129	21.870 +0.045	26.501	1'52.130 1'52.304	18	0.174	
18	20 S. BARRIER	FRA	Ducati Panigale V4 R	32.353	31.437	21.871 +0.053	26.511 +0.188	1'52.172 1'52.413	19	0.241	
19	40 R. RAMOS	ESP	Kawasaki ZX-10RR	32.195 +0.076	31.707 +0.017	21.767 +0.143	26.685	1'52.354 1'52.590	20	0.236	
20	13 T. TAKAHASHI	JPN	Honda CBR1000RR-R	32.061	31.802	21.848 +0.024	26.729 +0.138	1'52.440 1'52.602	21	0.162	
	76 L. BAZ	FRA	Yamaha YZF R1	One or more sectors missing					1'50.601		
Overall Ideal Time				31.502	30.903	21.294	26.028	1'49.727			

06/09/2020

These data/results cannot be reproduced, stored and/or transmitted in whole or in part by any manner of electronic, mechanical, photocopying, recording, broadcasting or otherwise now known or herein after developed without the previous express consent by the copyright owner, except for reproduction in daily press and regular printed publications on sale to the public within 60 days of the event related to those data/results and always provided that copyright symbol appears together as follows below.

© DORNA WSBK ORGANIZATION Srl 2020

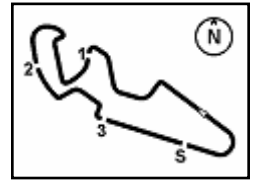
FICR PERUGIA TIMING



Official Tyre Supplier



Official Timekeeper



Pirelli Teruel Round, 4 - 6 September 2020 Chronological Analysis Warm Up

1° 60 M. VAN DER MARK (1'50.045)							
Lap	Seg.1	Seg.2	Seg.3	Seg.4	Lap Time	km/h	Local Time
1		31.876	21.819	26.608		305,1	9:01'49.973
2	32.210	31.610	21.747	26.468	1'52.035C	305,1	9:03'42.008
3	32.121	31.383	21.553	26.415	1'51.472	305,9	9:05'33.480
4	34.430	32.459	21.681	33.719	2'02.289P	268,0	9:07'35.769
5	2'35.395	31.261	21.336	26.254	3'54.246P	312,1	9:11'30.015
6	31.605	30.966	21.294	26.180	1'50.045	311,2	9:13'20.060
7	31.631	31.055	21.382	26.290	1'50.358	311,2	9:15'10.418

2° 1 J. REA (1'50.200)							
Lap	Seg.1	Seg.2	Seg.3	Seg.4	Lap Time	km/h	Local Time
1		32.314	22.363	26.663		309,5	9:02'30.038
2	31.791	30.903	21.403	26.290	1'50.387	309,5	9:04'20.425
3	31.627	30.973	21.337	26.263	1'50.200	309,5	9:06'10.625
4	31.774	31.029	21.329	26.300	1'50.432	308,6	9:08'01.057
5	31.772	31.081	21.401	26.227	1'50.481	313,0	9:09'51.538
6	31.652	31.134	21.376	26.336	1'50.498	310,3	9:11'42.036
7	31.539	31.084	21.416	26.282	1'50.321	311,2	9:13'32.357
8	35.995	32.815	22.087	32.385	2'03.282	248,8	9:15'35.639

3° 7 C. DAVIES (1'50.206)							
Lap	Seg.1	Seg.2	Seg.3	Seg.4	Lap Time	km/h	Local Time
1		33.111	22.828	26.721		314,0	9:02'37.109
2	31.836	31.201	21.365	26.205	1'50.607	314,0	9:04'27.716
3	31.643	31.212	21.400	26.087	1'50.342	314,9	9:06'18.058
4	31.552	31.095	21.426	26.133	1'50.206	315,8	9:08'08.264
5	31.722	31.126	21.434	26.165	1'50.447	317,6	9:09'58.711
6	31.648	31.082	21.506	26.056	1'50.292	316,7	9:11'49.003
7	31.541	31.105	21.498	26.130	1'50.274	318,6	9:13'39.277
8	31.588	31.323	21.514	26.151	1'50.576	315,8	9:15'29.853

4° 21 M. RINALDI (1'50.314)							
Lap	Seg.1	Seg.2	Seg.3	Seg.4	Lap Time	km/h	Local Time
1		32.478	22.475	32.780		305,9	9:03'17.644
2	2'06.514	32.187	21.746	26.664	3'27.111P	306,8	9:06'44.755
3	39.190	31.793	21.693	26.352	1'59.028	311,2	9:08'43.783
4	31.675	31.231	21.642	26.250	1'50.798	313,0	9:10'34.581
5	31.502	31.225	21.421	26.166	1'50.314	310,3	9:12'24.895
6	31.668	31.968	22.641	26.558	1'52.835	309,5	9:14'17.730
7	31.651	31.375	21.690	26.408	1'51.124	310,3	9:16'08.854

5° 64 F. CARICASULO (1'50.358)							
Lap	Seg.1	Seg.2	Seg.3	Seg.4	Lap Time	km/h	Local Time
1		33.878	23.469	27.360		295,9	9:01'57.307
2	31.794	31.222	21.564	26.359	1'50.939	309,5	9:03'48.246
3	31.727	31.024	21.379	26.304	1'50.434	306,8	9:05'38.680
4	31.530	31.200	21.454	26.174	1'50.358	309,5	9:07'29.038
5	31.691	31.096	21.663	26.309	1'50.759	317,6	9:09'19.797
6	32.046	31.439	21.644	26.273	1'51.402	314,9	9:11'11.199
7	31.992	31.253	21.746	26.608	1'51.599	306,8	9:13'02.798
8	31.919	31.462	21.479	26.504	1'51.364	307,7	9:14'54.162
9	31.931	31.056	21.520	26.373	1'50.880	309,5	9:16'45.042

6° 54 T. RAZGATLIOGLU (1'50.386)							
Lap	Seg.1	Seg.2	Seg.3	Seg.4	Lap Time	km/h	Local Time
1		31.985	23.033	26.792		308,6	9:01'56.877
2	31.943	31.504	21.898	27.071	1'52.416	306,8	9:03'49.293
3	31.812	31.373	21.478	26.594	1'51.257	308,6	9:05'40.550
4	32.116	31.861	21.667	32.261	1'57.905P	308,6	9:07'38.455
5	3'01.786	33.453	22.807	27.247	4'25.293P	293,5	9:12'03.748
6	31.631	31.132	21.322	26.301	1'50.386	311,2	9:13'54.134

7	31.578	31.274	21.317	26.417	1'50.586	309,5	9:15'44.720
---	---------------	--------	---------------	--------	----------	-------	-------------

7° 45 S. REDDING (1'50.458)							
Lap	Seg.1	Seg.2	Seg.3	Seg.4	Lap Time	km/h	Local Time
1		32.332	22.075	26.462		310,3	9:02'26.365
2	31.749	31.264	21.404	26.227	1'50.644	314,9	9:04'17.009
3	31.725	31.246	21.338	26.216	1'50.525	314,0	9:06'07.534
4	31.815	31.180	21.781	29.724	1'54.500	276,2	9:08'02.034
5	31.719	31.149	21.515	26.075	1'50.458	319,5	9:09'52.492
6	32.060	31.556	22.042	27.142	1'52.800	309,5	9:11'45.292
7	31.849	31.358	21.560	26.112	1'50.879	318,6	9:13'36.171
8	36.994	31.768	21.707	26.175	1'56.644	321,4	9:15'32.815

8° 22 A. LOWES (1'50.585)							
Lap	Seg.1	Seg.2	Seg.3	Seg.4	Lap Time	km/h	Local Time
1		33.580	22.271	26.331		308,6	9:02'10.245
2	32.069	31.162	21.423	26.206	1'50.860	309,5	9:04'01.105
3	31.681	31.180	21.569	26.443	1'50.873	307,7	9:05'51.978
4	31.708	31.185	21.457	26.235	1'50.585	312,1	9:07'42.563
5	36.606	37.564	24.214	34.530	2'12.914P	288,8	9:09'55.477

9° 76 L. BAZ (1'50.601)							
Lap	Seg.1	Seg.2	Seg.3	Seg.4	Lap Time	km/h	Local Time
1							9:02'07.286
2						1'50.680	9:03'57.966
3						1'50.601	9:05'48.567
4						1'50.661	9:07'39.228
5						1'57.541	9:09'36.769
6						1'50.752	9:11'27.521
7						1'50.976	9:13'18.497
8						1'51.405	9:15'09.902

10° 66 T. SYKES (1'50.701)							
Lap	Seg.1	Seg.2	Seg.3	Seg.4	Lap Time	km/h	Local Time
1		33.169	23.092	29.140		281,3	9:02'44.961
2	32.497	32.002	22.323	27.067	1'53.889	307,7	9:04'38.850
3	31.717	31.172	21.381	26.431	1'50.701	307,7	9:06'29.551
4	31.706	31.112	21.497	26.478	1'50.793	308,6	9:08'20.344
5	31.724	31.223	21.431	26.505	1'50.883	308,6	9:10'11.227
6	31.715	31.244	21.510	26.420	1'50.889	307,7	9:12'02.116
7	31.747	31.245	21.452	26.555	1'50.999	307,7	9:13'53.115
8	31.765	31.168	21.548	26.482	1'50.963	308,6	9:15'44.078

11° 91 L. HASLAM (1'50.734)							
Lap	Seg.1	Seg.2	Seg.3	Seg.4	Lap Time	km/h	Local Time
1		33.964	23.398	27.633		301,7	9:01'57.294
2	34.232	31.760	22.449	28.965	1'57.406	265,4	9:03'54.700
3	35.774	34.961	21.753	26.840	1'59.328	310,3	9:05'54.028
4	31.832	31.149	21.447	26.313	1'50.741	314,0	9:07'44.769
5	31.644	31.354	21.666	26.652	1'51.316	313,0	9:09'36.085
6	31.823	31.292	21.462	26.437	1'51.014	312,1	9:11'27.099
7	31.725	31.230	21.384	26.498	1'50.837	312,1	9:13'17.936
8	31.641	31.250	21.423	26.420	1'50.734	311,2	9:15'08.670

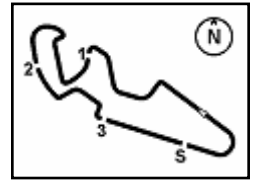
12° 33 M. MELANDRI (1'50.880)							
Lap	Seg.1	Seg.2	Seg.3	Seg.4	Lap Time	km/h	Local Time
1		33.795	22.679	26.523		314,9	9:02'13.245
2	32.437	31.792	22.418	27.490	1'54.137	305,1	9:04'07.382
3	32.069	31.754	21.928	26.191	1'51.942	317,6	9:05'59.324
4	31.915	31.524	21.501	26.088	1'51.028	319,5	9:07'50.352
5	31.949	31.491	21.584	26.150	1'51.174	318,6	9:09'41.526
6	40.769	32.617	21.706	26.077	2'01.169	320,5	9:11'42.695

06/09/2020 P = Pits In/Out - C = Lap Time Cancelled

These data/results cannot be reproduced, stored and/or transmitted in whole or in part by any manner of electronic, mechanical, photocopying, recording, broadcasting or otherwise now known or herein after developed without the previous express consent by the copyright owner, except for reproduction in daily press and regular printed publications on sale to the public within 60 days of the event related to those data/results and always provided that copyright symbol appears together as follows below.

© DORNA WSBK ORGANIZATION Srl 2020





Pirelli Teruel Round, 4 - 6 September 2020 Chronological Analysis Warm Up

MotorLand Aragon 5.077 m

2 / 2

7	31.924	31.315	21.613	26.028	1'50.880	320,5	9:13'33.575
8	37.056	32.711	21.752	26.108	1'57.627	319,5	9:15'31.202

1						33.816	22.426	26.829	306,8	9:02'00.068
2	32.421					31.850	22.194	26.648	1'53.113	305,9
3	32.303					31.772	21.897	26.550	1'52.522	305,9
4	32.122					31.766	21.915	26.501	1'52.304	306,8
5	32.259					31.789	21.939	27.207	1'53.194	308,6
6	41.332					32.095	21.870	26.601	2'01.898	307,7
7	32.143					31.637	21.975	26.628	1'52.383	307,7
8	32.393					31.772	21.975	26.680	1'52.820	306,8

13° 19 A. BAUTISTA (1'50.917)							
Lap	Seg.1	Seg.2	Seg.3	Seg.4	Lap Time	km/h	Local Time
1		32.560	23.109	31.728		276,2	9:02'19.356
2	31.881	31.417	21.598	26.523	1'51.419	318,6	9:04'10.775
3	31.800	31.395	21.639	26.424	1'51.258	314,0	9:06'02.033
4	31.621	31.438	21.488	26.370	1'50.917	315,8	9:07'52.950
5	31.967	31.313	21.437	26.372	1'51.089	317,6	9:09'44.039
6	31.863	31.452	21.548	26.929	1'51.792	314,9	9:11'35.831
7	31.804	31.309	21.537	26.610	1'51.260	319,5	9:13'27.091
8	31.832	31.334	21.586	26.549	1'51.301	319,5	9:15'18.392

19° 20 S. BARRIER (1'52.413)							
Lap	Seg.1	Seg.2	Seg.3	Seg.4	Lap Time	km/h	Local Time
1		32.104	22.142	26.850		315,8	9:01'57.575
2	32.597	31.517	22.491	26.788	1'53.393	306,8	9:03'50.968
3	32.353	31.437	21.924	26.699	1'52.413	305,9	9:05'43.381
4	32.583	31.532	21.914	26.629	1'52.658	308,6	9:07'36.039
5	32.392	31.592	22.051	26.511	1'52.546	307,7	9:09'28.585
6	32.401	31.593	21.953	26.826	1'52.773	306,8	9:11'21.358
7	32.384	31.604	21.871	26.705	1'52.564	306,8	9:13'13.922
8	32.421	31.615	22.049	26.746	1'52.831	305,9	9:15'06.753

14° 31 G. GERLOFF (1'51.063)							
Lap	Seg.1	Seg.2	Seg.3	Seg.4	Lap Time	km/h	Local Time
1		32.688	23.160	29.176		309,5	9:02'17.237
2	35.197	31.311	21.451	26.523	1'54.482	308,6	9:04'11.719
3	31.885	31.449	21.393	26.425	1'51.152	309,5	9:06'02.871
4	31.841	31.353	21.455	26.414	1'51.063	310,3	9:07'53.934
5	31.845	31.276	21.435	26.578	1'51.134	310,3	9:09'45.068
6	31.895	31.229	21.393	26.596	1'51.113	310,3	9:11'36.181
7	31.812	31.240	21.533	26.612	1'51.197	314,0	9:13'27.378
8	31.924	31.275	21.471	26.414	1'51.084	314,9	9:15'18.462

20° 40 R. RAMOS (1'52.590)							
Lap	Seg.1	Seg.2	Seg.3	Seg.4	Lap Time	km/h	Local Time
1		33.667	23.706	27.174		302,5	9:01'57.480
2	32.992	31.876	22.059	26.894	1'53.821	306,8	9:03'51.301
3	32.271	31.724	21.910	26.685	1'52.590	300,8	9:05'43.891
4	32.328	33.815	21.791	27.671	1'55.605	274,1	9:07'39.496
5	32.338	31.765	21.767	29.151	1'55.021	304,2	9:09'34.517
6	34.425	32.084	22.131	27.395	1'56.035	288,8	9:11'30.552
7	32.195	33.006	23.547	28.185	1'56.933	291,9	9:13'27.485
8	32.393	31.707	27.283	27.031	1'58.414	300,0	9:15'25.899

15° 77 M. SCHEIB (1'51.133)							
Lap	Seg.1	Seg.2	Seg.3	Seg.4	Lap Time	km/h	Local Time
1		32.682	22.466	26.595		303,4	9:01'53.442
2	32.132	31.521	21.609	26.328	1'51.590	306,8	9:03'45.032
3	31.958	31.414	21.515	26.246	1'51.133	306,8	9:05'36.165
4	32.130	31.515	21.599	26.275	1'51.519	307,7	9:07'27.684
5	32.343	31.581	21.664	26.409	1'51.997	306,8	9:09'19.681
6	31.955	31.524	21.558	26.369	1'51.406	309,5	9:11'11.087
7	32.155	31.651	21.828	26.542	1'52.176	314,9	9:13'03.263
8	32.206	31.653	21.686	26.401	1'51.946	307,7	9:14'55.209
9	32.098	31.483	21.615	34.636	1'59.832	307,7	9:16'55.041

21° 13 T. TAKAHASHI (1'52.602)							
Lap	Seg.1	Seg.2	Seg.3	Seg.4	Lap Time	km/h	Local Time
1		33.380	22.653	27.222		304,2	9:02'38.334
2	32.780	32.061	21.949	27.128	1'53.918	305,9	9:04'32.252
3	32.683	39.254	21.914	26.900	2'00.751	305,9	9:06'33.003
4	32.367	31.826	21.909	26.729	1'52.831	305,9	9:08'25.834
5	32.061	31.802	21.872	26.867	1'52.602	308,6	9:10'18.436
6	32.217	32.516	23.338	26.950	1'55.021	306,8	9:12'13.457
7	32.162	31.862	21.979	26.797	1'52.800	305,1	9:14'06.257
8	32.130	31.942	21.848	27.030	1'52.950	303,4	9:15'59.207

16° 50 E. LAVERTY (1'51.470)							
Lap	Seg.1	Seg.2	Seg.3	Seg.4	Lap Time	km/h	Local Time
1		32.734	22.392	26.562		313,0	9:01'53.118
2	32.227	31.335	21.541	26.367	1'51.470	313,0	9:03'44.588
3	32.025	31.406	21.644	26.399	1'51.474	311,2	9:05'36.062
4	31.975	31.474	21.664	26.420	1'51.533	312,1	9:07'27.595
5	32.168	31.354	21.643	26.433	1'51.598	313,0	9:09'19.193
6	32.102	31.435	21.674	26.430	1'51.641	313,0	9:11'10.834
7	32.063	31.417	22.215	26.644	1'52.339	315,8	9:13'03.173
8	32.156	31.424	21.623	26.408	1'51.611	314,9	9:14'54.784
9	32.057	31.282	21.735	26.444	1'51.518	314,9	9:16'46.302

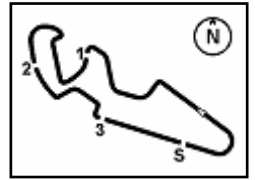
17° 12 X. FORES (1'51.529)							
Lap	Seg.1	Seg.2	Seg.3	Seg.4	Lap Time	km/h	Local Time
1		32.123	22.615	26.601		307,7	9:02'14.445
2	31.979	31.442	21.756	26.589	1'51.766	305,1	9:04'06.211
3	31.992	31.375	21.670	26.492	1'51.529	305,1	9:05'57.740
4	31.920	31.494	21.675	26.492	1'51.581	305,9	9:07'49.321
5	36.551	32.055	21.686	26.561	1'56.853	308,6	9:09'46.174
6	31.992	31.426	21.768	26.674	1'51.860	306,8	9:11'38.034
7	43.101	31.473	21.518	26.586	2'02.678	307,7	9:13'40.712
8	31.871	31.427	21.819	26.564	1'51.681	309,5	9:15'32.393

18° 71 M. FERRARI (1'52.304)							
Lap	Seg.1	Seg.2	Seg.3	Seg.4	Lap Time	km/h	Local Time

06/09/2020 P = Pits In/Out - C = Lap Time Cancelled

These data/results cannot be reproduced, stored and/or transmitted in whole or in part by any manner of electronic, mechanical, photocopying, recording, broadcasting or otherwise now known or herein after developed without the previous express consent by the copyright owner, except for reproduction in daily press and regular printed publications on sale to the public within 60 days of the event related to those data/results and always provided that copyright symbol appears together as follows below.

© DORNA WSBK ORGANIZATION Srl 2020



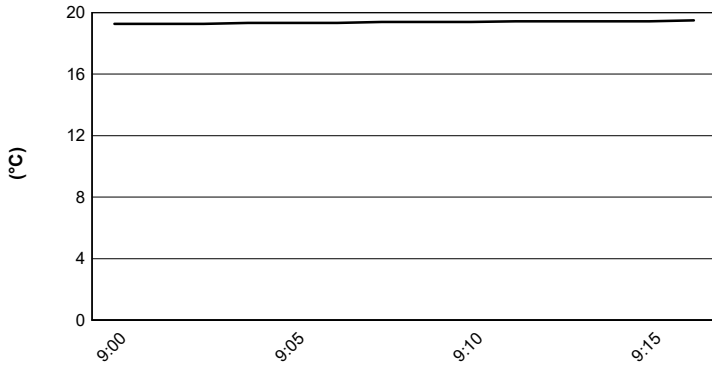
MotorLand Aragon 5.077 m

Pirelli Teruel Round, 4 - 6 September 2020

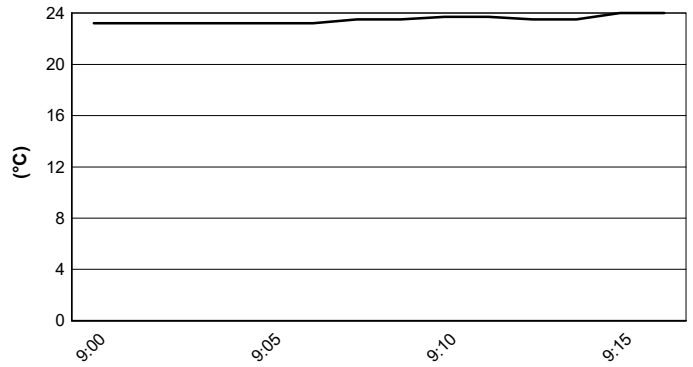
Weather Report Warm Up

Session started 09:00 - Session ended 9:17

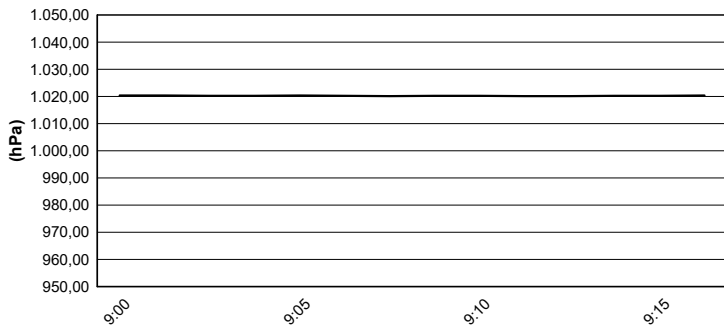
Air Temperature



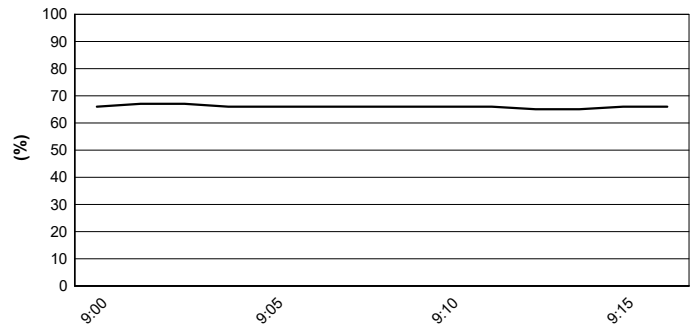
Track Temperature



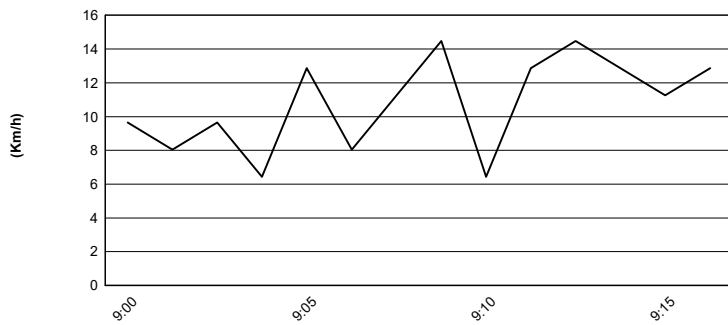
Air Pressure



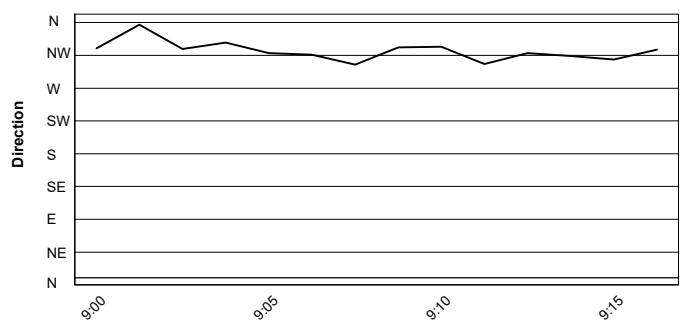
Humidity



Wind Speed



Wind Direction

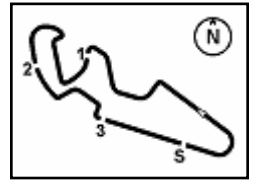


06/09/2020

These data/results cannot be reproduced, stored and/or transmitted in whole or in part by any manner of electronic, mechanical, photocopying, recording, broadcasting or otherwise now known or herein after developed without the previous express consent by the copyright owner, except for reproduction in daily press and regular printed publications on sale to the public within 60 days of the event related to those data/results and always provided that copyright symbol appears together as follows below.

© DORNA WSBK ORGANIZATION Srl 2020





MotorLand Aragon 5.077 m

Pirelli Teruel Round, 4 - 6 September 2020

Starting Grid - Tissot Superpole Race

10 Laps x 5,077 km = 50,770 km

Pos	No	Name	Team	Time	Grid
1	1	REA J.	Kawasaki	1'48.767	1
2	66	SYKES T.	BMW	1'49.173	2
3	54	RAZGATLIOGLU T.	Yamaha	1'49.358	3
4	76	BAZ L.	Yamaha	1'49.417	4
5	77	SCHEIB M.	Kawasaki	1'49.790	5
6	50	LAVERTY E.	BMW	1'50.216	6
7	20	BARRIER S.	Ducati	1'51.355	7
8	7	DAVIES C.	Ducati	1'49.396	
9	22	LOWES A.	Kawasaki	1'49.409	
10	31	GERLOFF G.	Yamaha	1'49.920	
11	64	CARICASULO F.	Yamaha	1'49.638	
12	60	VAN DER MARK M.	Yamaha	1'49.671	
13	12	FORES X.	Kawasaki	1'50.044	
14	33	MELANDRI M.	Ducati	1'50.462	
15	40	RAMOS R.	Kawasaki	1'51.181	
16	21	RINALDI M.	Ducati	1'49.012	
17	19	BAUTISTA A.	Honda	1'49.217	
18	45	REDDING S.	Ducati	1'49.017	
19	91	HASLAM L.	Honda	1'49.332	
20	13	TAKAHASHI T.	Honda	1'51.883	
21	71	FERRARI M.	Ducati	1'51.542	

06/09/2020 The Race Director

These data/results cannot be reproduced, stored and/or transmitted in whole or in part by any manner of electronic, mechanical, photocopying, recording, broadcasting or otherwise now known or herein after developed without the previous express consent by the copyright owner, except for reproduction in daily press and regular printed publications on sale to the public within 60 days of the event related to those data/results and always provided that copyright symbol appears together as follows below.

© DORNA WSBK ORGANIZATION Srl 2020

FICR PERUGIA TIMING



Official Tyre Supplier



Official Timekeeper