

Pirelli Teruel Round, 4 - 6 September 2020

Results Race 1

Laps 15 = 76,155 Km - Time of Race 28'47.585 - Avg. 158,694 km/h

Pos	Grid	No. Rider	Nat	Team	Bike	Class	LL	Gap	Rel.	Fastest Lap	Speed	Qualifying	Speed
1	1	55 A. LOCATELLI	ITA	BARDAHL Evan Bros. WorldSSP Team	Yamaha YZF R6		15			1'54.382	266,7	1'53.003	268,7
2	3	3 R. DE ROSA	ITA	MV Agusta Reparto Corse	MV Agusta F3 675		15	6.012	6.012	1'54.746	269,3	1'53.497	267,3
3	4	16 J. CLUZEL	FRA	GMT94 Yamaha	Yamaha YZF R6		15	10.079	4.067	1'54.482	273,4	1'53.687	270,7
4	5	44 L. MAHIAS	FRA	Kawasaki Puccetti Racing	Kawasaki ZX-6R		15	14.516	4.437	1'55.104	268,0	1'54.034	267,3
5	6	5 P. OETTL	GER	Kawasaki Puccetti Racing	Kawasaki ZX-6R		15	15.525	1.009	1'55.056	267,3	1'54.186	264,1
6	8	81 M. GONZALEZ	ESP	Kawasaki ParkinGO Team	Kawasaki ZX-6R		15	20.045	4.520	1'55.695	266,0	1'54.306	270,7
7	10	56 P. SEBESTYEN	HUN	OXXO Yamaha Team Toth	Yamaha YZF R6		15	20.140	0.095	1'55.418	265,4	1'54.395	265,4
8	13	99 D. WEBB	GBR	WRP Wepol Racing	Yamaha YZF R6		15	23.246	3.106	1'55.699	270,7	1'54.690	268,0
9	12	94 C. PEROLARI	FRA	GMT94 Yamaha	Yamaha YZF R6		15	25.463	2.217	1'55.954	272,7	1'54.568	270,0
10	14	22 F. FULIGNI	ITA	MV Agusta Reparto Corse	MV Agusta F3 675		15	29.348	3.885	1'56.255	270,0	1'54.881	270,0
11	16	12 A. RUIZ CARRANZA	ESP	EMPERADOR Racing Team	Yamaha YZF R6	*	15	29.592	0.244	1'56.216	275,5	1'55.237	269,3
12	17	9 G. HENDRA PRATAMA	INA	bLU cRU WorldSSP by MS Racing	Yamaha YZF R6		15	31.458	1.866	1'55.878	273,4	1'55.247	271,4
13	20	34 K. MANFREDI	ITA	Altogoo Racing Team	Yamaha YZF R6	*	15	36.736	5.278	1'56.641	270,0	1'55.304	266,0
14	23	47 A. BASSANI	ITA	Soradis Yamaha Motoxrcing	Yamaha YZF R6	*	15	36.882	0.146	1'56.436	271,4	1'55.679	262,8
15	18	25 A. VERDOIA	FRA	bLU cRU WorldSSP by MS Racing	Yamaha YZF R6		15	36.996	0.114	1'56.588	275,5	1'55.257	271,4
16	24	84 L. CRESSON	BEL	OXXO Yamaha Team Toth	Yamaha YZF R6		15	37.100	0.104	1'56.586	269,3	1'55.741	264,1
17	22	6 M. HERRERA	ESP	Altogoo Racing Team	Yamaha YZF R6		15	37.339	0.239	1'56.683	270,0	1'55.465	268,7
18	19	2 L. MONTELLA	ITA	DK MOTORSPORT	Yamaha YZF R6	*	15	1'04.825	27.486	1'57.309	268,7	1'55.266	264,7
19	7	38 H. SOOMER	EST	Kallio Racing	Yamaha YZF R6		15	1'09.931	5.106	1'55.544	269,3	1'54.271	269,3
-----Not Classified-----													
RET	15	83 L. EPIS	AUS	MPM Routz Racing Team	Yamaha YZF R6		13	2 Laps		1'56.873	266,0	1'55.200	265,4
RET	21	78 H. OKUBO	JPN	Dynavolt Honda	Honda CBR600RR		12	3 Laps		1'56.590	269,3	1'55.333	266,7
RET	25	52 P. HOBELSBERGER	GER	Dynavolt Honda	Honda CBR600RR		11	4 Laps		1'57.958	265,4	1'55.976	266,0
RET	2	32 I. VINALES	ESP	Kallio Racing	Yamaha YZF R6		6	9 Laps		1'54.894	267,3	1'53.213	273,4
RET	11	61 C. ONCU	TUR	Turkish Racing Team	Kawasaki ZX-6R		4	11 Laps		1'56.100	264,7	1'54.520	264,7
RET	9	4 S. ODENDAAL	RSA	EAB Ten Kate Racing	Yamaha YZF R6		0					1'54.338	267,3

AIR	Humidity:	37%	Temp:	30°C
TRACK	Condition:	Dry	Temp:	46°C

Records	Pole (QP)	2015	J.Cluzel	1'53.138	161,55 Km/h
	Race (RC)	2015	P.Jacobsen	1'54.605	159,48 Km/h
	All Times (QP)	2015	J.Cluzel	1'53.138	161,55 Km/h
Race Fastest Lap	(New Record)	Lap 5	A.Locatelli	1'54.382	159,79 Km/h

LAP LEADERS				
No.	Rider	From	To	Total
55	A. LOCATELLI	1	15	15

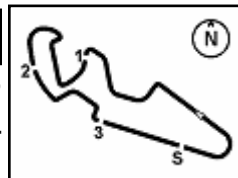
TOTAL LEADER LAPS	
No.	Rider
55	A. LOCATELLI
16	J. CLUZEL
44	L. MAHIAS
74	J. VAN SIKKELERUS
94	C. PEROLARI

* WorldSSP Challenge

05/09/2020 Start End The results are provisional until the end of the time limit for protests and appeals and the completion of the technical checks.

These data/results cannot be reproduced, stored and/or transmitted in whole or in part by any manner of electronic, mechanical, photocopying, recording, broadcasting or otherwise now known or herein after developed without the previous express consent by the copyright owner, except for reproduction in daily press and regular printed publications on sale to the public within 60 days of the event related to those data/results and always provided that copyright symbol appears together as follows below.

© DORNA WSBK ORGANIZATION Srl 2020



Pirelli Teruel Round, 4 - 6 September 2020

Results Race 1

Race Highlights

Time	No. Rider	Description
15.13.00		Warm-up Lap Start
15.16.04		Start
15.17.29		No Jump Start
15.17.45	4 Odendaal	Crashed - Turn 14
15.18.08	38 Soomer	Entered Pits
15.18.12	4 Odendaal	Out
15.18.50	38 Soomer	Exited Pits
15.21.33	32 Vinales	Crashed - Turn 15
15.22.05	32 Vinales	Re-joined
15.24.49	61 Oncu	Crashed - Turn 7
15.25.34	61 Oncu	Out
15.28.29	32 Vinales	Entered Pits
15.29.03	32 Vinales	Retired
15.33.56	52 Hobelsberger	Entered Pits
15.35.27		2/3 of Race Distance Completed
15.35.56	52 Hobelsberger	Exited Pits
15.40.00	78 Okubo	Entered Pits
15.40.03	52 Hobelsberger	Entered Pits
15.40.25	2 Montella	Under investigation for exceeding track limits
15.40.42	78 Okubo	Retired
15.40.47	52 Hobelsberger	Retired
15.42.18	83 Epis	Technical Problem - Turn 1
15.42.42	83 Epis	Out
15.46.10	2 Montella	No Further Action
15.46.15		End Of Session

	Start	End	The results are provisional until the end of the time limit for protests and appeals
05/09/2020	15:16	15:46	and the completion of the technical checks.

These data/results cannot be reproduced, stored and/or transmitted in whole or in part by any manner of electronic, mechanical, photocopying, recording, broadcasting or otherwise now known or herein after developed without the previous express consent by the copyright owner, except for reproduction in daily press and regular printed publications on sale to the public within 60 days of the event related to those data/results and always provided that copyright symbol appears together as follows below.

© DORNA WSBK ORGANIZATION Srl 2020

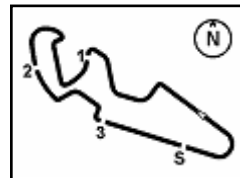
PIRELLI PERUGIA TIMING



Official Tyre Supplier



Official Timekeeper



Pirelli Teruel Round, 4 - 6 September 2020

Lap Chart Race 1

	Lap														
	1	2	3	4	5	6	7	8	9	10	11	12	13	14	15
1	55	55	55	55	55	55	55	55	55	55	55	55	55	55	55
2	32	16	16	16	16	16	16	3	3	3	3	3	3	3	3
3	16	32	44	3	3	3	3	16	16	16	16	16	16	16	16
4	44	44	3	44	44	44	44	44	44	44	44	44	44	44	44
5	3	3	5	5	5	5	5	5	5	5	5	5	5	5	5
6	5	5	81	81	81	81	81	81	81	81	81	81	81	81	81
7	81	81	94	94	56	56	56	56	56	56	56	56	56	56	56
8	94	94	56	56	94	94	94	99	99	99	99	99	99	99	99
9	56	56	9	9	99	99	99	94	94	94	94	94	94	94	94
10	9	9	99	99	9	9	9	9	9	9	9	22	22	22	22
11	61	99	61	61	12	12	12	22	22	22	22	22	9	12	12
12	99	61	12	12	22	22	22	12	12	12	12	12	12	9	9
13	22	22	22	22	25	25	47	47	84	84	47	47	47	47	34
14	83	12	83	83	78	78	78	84	47	47	25	25	25	25	47
15	12	83	34	25	34	34	84	34	34	25	84	84	84	34	25
16	25	25	25	34	47	47	34	25	25	34	34	34	34	84	84
17	78	34	78	78	83	84	25	6	6	6	6	6	6	6	6
18	34	78	84	47	84	83	83	83	83	83	83	83	83	2	2
19	2	2	47	84	6	6	6	78	78	78	78	2	2	38	38
20	47	47	6	6	52	52	52	2	2	2	78	38			
21	84	84	52	52	2	2	2	2	52	38	38	38			
22	52	52	2	2	32	38	38	38	52	52					
23	6	6	32	32	38	32									
24	38	38	38	38											

Final Result			
1	55	A. LOCATELLI	Laps 15
2	3	R. DE ROSA	6.012
3	16	J. CLUZEL	10.079
4	44	L. MAHIAS	14.516
5	5	P. OETTL	15.525
6	81	M. GONZALEZ	20.045
7	56	P. SEBESTYEN	20.140
8	99	D. WEBB	23.246
9	94	C. PEROLARI	25.463
10	22	F. FULIGNI	29.348
11	12	A. RUIZ CARRANZA	29.592
12	9	G. HENDRA PRATAM	31.458
13	34	K. MANFREDI	36.736
14	47	A. BASSANI	36.882
15	25	A. VERDOIA	36.996
16	84	L. CRESSON	37.100
17	6	M. HERRERA	37.339
18	2	L. MONTELLA	1'04.825
19	38	H. SOOMER	1'09.931
RET	83	L. EPIS	2 Laps
RET	78	H. OKUBO	3 Laps
RET	52	P. HOBELSBERGER	4 Laps
RET	32	I. VINALES	9 Laps
RET	61	C. ONCU	11 Laps
RET	4	S. ODENDAAL	

05/09/2020

These data/results cannot be reproduced, stored and/or transmitted in whole or in part by any manner of electronic, mechanical, photocopying, recording, broadcasting or otherwise now known or herein after developed without the previous express consent by the copyright owner, except for reproduction in daily press and regular printed publications on sale to the public within 60 days of the event related to those data/results and always provided that copyright symbol appears together as follows below.

© DORNA WSBK ORGANIZATION Srl 2020

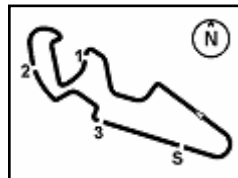
FCR PERUGIA TIMING



Official Tyre Supplier



Official Timekeeper



Pirelli Teruel Round, 4 - 6 September 2020

Lap Chart Race 1

2 / 4

Lap 1

1	55	A.Locatelli	1'56.937
2	32	I.Vinales	0.409
3	16	J.Cluzel	0.478
4	44	L.Mahias	0.580
5	3	R.De Rosa	0.995
6	5	P.Oettl	1.394
7	81	M.Gonzalez	2.066
8	94	C.Perolari	2.488
9	56	P.Sebestyen	3.183
10	9	G.Hendra Pratama	3.408
11	61	C.Oncu	4.070
12	99	D.Webb	4.208
13	22	F.Fuligni	4.750
14	83	L.Epis	4.880
15	12	A.Ruiz Carranza	5.121
16	25	A.Verdoia	5.332
17	78	H.Okubo	5.571
18	34	K.Manfredi	5.635
19	2	L.Montella	6.043
20	47	A.Bassani	6.382
21	84	L.Cresson	6.587
22	52	P.Hobelsberger	7.378
23	6	M.Herrera	8.880
24	38	H.Soomer	15.507

22	2	L.Montella	25.662
23	32	I.Vinales	48.672
24	38	H.Soomer	52.387

Lap 4

1	55	A.Locatelli	7'40.738
2	16	J.Cluzel	0.505
3	3	R.De Rosa	2.040
4	44	L.Mahias	2.560
5	5	P.Oettl	3.571
6	81	M.Gonzalez	5.611
7	94	C.Perolari	7.734
8	56	P.Sebestyen	7.756
9	9	G.Hendra Pratama	7.913
10	99	D.Webb	8.395
11	61	C.Oncu	9.346
12	12	A.Ruiz Carranza	10.102
13	22	F.Fuligni	10.606
14	83	L.Epis	12.083
15	25	A.Verdoia	12.250
16	34	K.Manfredi	12.306
17	78	H.Okubo	13.116
18	47	A.Bassani	13.282
19	84	L.Cresson	13.383
20	6	M.Herrera	15.978
21	52	P.Hobelsberger	19.101
22	2	L.Montella	29.195
23	32	I.Vinales	51.291
24	38	H.Soomer	53.794

20	52	P.Hobelsberger	27.001
21	2	L.Montella	35.894
22	38	H.Soomer	56.392
23	32	I.Vinales	1'03.567

Lap 7

1	55	A.Locatelli	13'24.699
2	16	J.Cluzel	3.669
3	3	R.De Rosa	3.695
4	44	L.Mahias	6.233
5	5	P.Oettl	7.565
6	81	M.Gonzalez	10.644
7	56	P.Sebestyen	12.824
8	94	C.Perolari	13.111
9	99	D.Webb	13.222
10	9	G.Hendra Pratama	14.404
11	12	A.Ruiz Carranza	15.754
12	22	F.Fuligni	15.927
13	47	A.Bassani	20.923
14	78	H.Okubo	21.400
15	84	L.Cresson	21.469
16	34	K.Manfredi	21.787
17	25	A.Verdoia	22.089
18	83	L.Epis	22.274
19	6	M.Herrera	23.098
20	52	P.Hobelsberger	31.085
21	2	L.Montella	39.065
22	38	H.Soomer	58.291

22	38	H.Soomer	1'00.902
----	----	----------	----------

Lap 10

1	55	A.Locatelli	19'09.809
2	3	R.De Rosa	5.213
3	16	J.Cluzel	5.719
4	44	L.Mahias	9.711
5	5	P.Oettl	11.050
6	81	M.Gonzalez	14.555
7	56	P.Sebestyen	16.061
8	99	D.Webb	16.271
9	94	C.Perolari	17.319
10	9	G.Hendra Pratama	19.890
11	22	F.Fuligni	21.186
12	12	A.Ruiz Carranza	22.535
13	84	L.Cresson	27.376
14	47	A.Bassani	27.466
15	25	A.Verdoia	27.928
16	34	K.Manfredi	28.007
17	6	M.Herrera	28.879
18	83	L.Epis	31.293
19	78	H.Okubo	34.073
20	2	L.Montella	48.658
21	38	H.Soomer	1'02.820
22	52	P.Hobelsberger	

Lap 2

1	55	A.Locatelli	3'51.707
2	16	J.Cluzel	0.382
3	32	I.Vinales	0.533
4	44	L.Mahias	0.914
5	3	R.De Rosa	1.171
6	5	P.Oettl	1.680
7	81	M.Gonzalez	3.146
8	94	C.Perolari	3.672
9	56	P.Sebestyen	3.831
10	9	G.Hendra Pratama	4.516
11	99	D.Webb	5.610
12	61	C.Oncu	6.145
13	22	F.Fuligni	6.471
14	12	A.Ruiz Carranza	6.668
15	83	L.Epis	6.983
16	25	A.Verdoia	7.826
17	34	K.Manfredi	7.859
18	78	H.Okubo	8.219
19	2	L.Montella	8.582
20	47	A.Bassani	8.654
21	84	L.Cresson	8.814
22	52	P.Hobelsberger	10.566
23	6	M.Herrera	11.133
24	38	H.Soomer	50.639

Lap 5

1	55	A.Locatelli	9'35.120
2	16	J.Cluzel	1.320
3	3	R.De Rosa	2.404
4	44	L.Mahias	3.760
5	5	P.Oettl	5.070
6	81	M.Gonzalez	7.268
7	56	P.Sebestyen	9.796
8	94	C.Perolari	10.028
9	99	D.Webb	10.542
10	9	G.Hendra Pratama	10.729
11	12	A.Ruiz Carranza	12.196
12	22	F.Fuligni	12.479
13	25	A.Verdoia	15.335
14	78	H.Okubo	15.932
15	34	K.Manfredi	15.985
16	47	A.Bassani	16.301
17	83	L.Epis	16.485
18	84	L.Cresson	16.616
19	6	M.Herrera	18.901
20	52	P.Hobelsberger	23.180
21	2	L.Montella	32.808
22	32	I.Vinales	53.899
23	38	H.Soomer	54.956

Lap 8

1	55	A.Locatelli	15'19.822
2	3	R.De Rosa	4.242
3	16	J.Cluzel	4.438
4	44	L.Mahias	7.176
5	5	P.Oettl	8.573
6	81	M.Gonzalez	11.925
7	56	P.Sebestyen	13.964
8	99	D.Webb	14.226
9	94	C.Perolari	14.625
10	9	G.Hendra Pratama	16.055
11	22	F.Fuligni	17.967
12	12	A.Ruiz Carranza	19.491
13	47	A.Bassani	22.707
14	84	L.Cresson	22.932
15	34	K.Manfredi	24.067
16	25	A.Verdoia	24.286
17	6	M.Herrera	24.856
18	83	L.Epis	24.934
19	78	H.Okubo	25.876
20	52	P.Hobelsberger	34.994
21	2	L.Montella	41.753
22	38	H.Soomer	59.547

Lap 11

1	55	A.Locatelli	21'04.936
2	3	R.De Rosa	5.701
3	16	J.Cluzel	6.655
4	44	L.Mahias	11.141
5	5	P.Oettl	11.945
6	81	M.Gonzalez	15.899
7	56	P.Sebestyen	16.839
8	99	D.Webb	17.467
9	94	C.Perolari	19.174
10	9	G.Hendra Pratama	22.492
11	22	F.Fuligni	22.930
12	12	A.Ruiz Carranza	25.368
13	47	A.Bassani	29.638
14	25	A.Verdoia	29.842
15	84	L.Cresson	29.911
16	34	K.Manfredi	30.002
17	6	M.Herrera	30.689
18	83	L.Epis	34.689
19	78	H.Okubo	41.923
20	2	L.Montella	52.382
21	38	H.Soomer	1'04.178
22	52	P.Hobelsberger	

Lap 3

1	55	A.Locatelli	5'46.203
2	16	J.Cluzel	0.368
3	44	L.Mahias	1.598
4	3	R.De Rosa	1.629
5	5	P.Oettl	2.575
6	81	M.Gonzalez	4.345
7	94	C.Perolari	5.235
8	56	P.Sebestyen	5.481
9	9	G.Hendra Pratama	6.296
10	99	D.Webb	7.231
11	61	C.Oncu	7.781
12	12	A.Ruiz Carranza	8.421
13	22	F.Fuligni	8.617
14	83	L.Epis	9.459
15	34	K.Manfredi	10.004
16	25	A.Verdoia	10.183
17	78	H.Okubo	11.061
18	84	L.Cresson	11.217
19	47	A.Bassani	11.381
20	6	M.Herrera	13.644
21	52	P.Hobelsberger	15.659

Lap 6

1	55	A.Locatelli	11'29.840
2	16	J.Cluzel	2.429
3	3	R.De Rosa	2.635
4	44	L.Mahias	4.967
5	5	P.Oettl	6.241
6	81	M.Gonzalez	8.954
7	56	P.Sebestyen	11.295
8	94	C.Perolari	11.574
9	99	D.Webb	11.936
10	9	G.Hendra Pratama	12.576
11	12	A.Ruiz Carranza	13.982
12	22	F.Fuligni	14.347
13	25	A.Verdoia	18.286
14	78	H.Okubo	18.644
15	34	K.Manfredi	18.688
16	47	A.Bassani	18.826
17	84	L.Cresson	18.986
18	83	L.Epis	19.606
19	6	M.Herrera	21.274

Lap 9

1	55	A.Locatelli	17'14.971
2	3	R.De Rosa	4.458
3	16	J.Cluzel	4.943
4	44	L.Mahias	8.379
5	5	P.Oettl	9.834
6	81	M.Gonzalez	13.043
7	56	P.Sebestyen	14.865
8	99	D.Webb	15.145
9	94	C.Perolari	15.863
10	9	G.Hendra Pratama	17.742
11	22	F.Fuligni	19.490
12	12	A.Ruiz Carranza	20.847
13	84	L.Cresson	25.103
14	47	A.Bassani	25.162
15	34	K.Manfredi	25.785
16	25	A.Verdoia	26.178
17	6	M.Herrera	27.031
18	83	L.Epis	27.646
19	78	H.Okubo	29.138
20	2	L.Montella	44.695
21	52	P.Hobelsberger	47.316

Lap 12

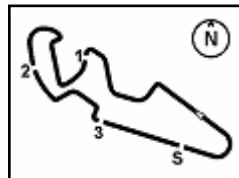
1	55	A.Locatelli	23'00.244
2	3	R.De Rosa	5.924
3	16	J.Cluzel	7.798
4	44	L.Mahias	12.415
5	5	P.Oettl	13.090
6	81	M.Gonzalez	17.176
7	56	P.Sebestyen	17.829
8	99	D.Webb	18.517
9	94	C.Perolari	20.856
10	9	G.Hendra Pratama	24.765
11	22	F.Fuligni	24.814
12	12	A.Ruiz Carranza	26.893
13	47	A.Bassani	31.477
14	25	A.Verdoia	31.913
15	84	L.Cresson	32.159
16	34	K.Manfredi	32.226
17	6	M.Herrera	32.529
18	83	L.Epis	37.865
19	2	L.Montella	55.963
20	78	H.Okubo	1'04.967
21	38	H.Soomer	1'05.853

Lap 13

05/09/2020

These data/results cannot be reproduced, stored and/or transmitted in whole or in part by any manner of electronic, mechanical, photocopying, recording, broadcasting or otherwise now known or herein after developed without the previous express consent by the copyright owner, except for reproduction in daily press and regular printed publications on sale to the public within 60 days of the event related to those data/results and always provided that copyright symbol appears together as follows below.

© DORNA WSBK ORGANIZATION Srl 2020



Pirelli Teruel Round, 4 - 6 September 2020

Lap Chart Race 1

1	55	A.Locatelli	24'55.495
2	3	R.De Rosa	6.267
3	16	J.Cluzel	8.960
4	44	L.Mahias	13.794
5	5	P.Oettl	14.390
6	81	M.Gonzalez	18.340
7	56	P.Sebestyen	18.884
8	99	D.Webb	20.777
9	94	C.Perolari	22.763
10	22	F.Fuligni	27.407
11	9	G.Hendra Pratama	27.582
12	12	A.Ruiz Carranza	28.598
13	47	A.Bassani	33.852
14	25	A.Verdoia	34.139
15	84	L.Cresson	34.254
16	34	K.Manfredi	34.321
17	6	M.Herrera	34.572
18	83	L.Epis	48.357
19	2	L.Montella	59.359
20	38	H.Soomer	1'07.757

Lap 14

1	55	A.Locatelli	26'50.934
2	3	R.De Rosa	6.726
3	16	J.Cluzel	9.921
4	44	L.Mahias	14.699
5	5	P.Oettl	15.286
6	81	M.Gonzalez	19.590
7	56	P.Sebestyen	19.657
8	99	D.Webb	22.288
9	94	C.Perolari	24.408
10	22	F.Fuligni	29.070
11	12	A.Ruiz Carranza	29.985
12	9	G.Hendra Pratama	30.349
13	47	A.Bassani	35.673
14	25	A.Verdoia	36.032
15	34	K.Manfredi	36.088
16	84	L.Cresson	36.332
17	6	M.Herrera	36.676
18	2	L.Montella	1'02.499
19	38	H.Soomer	1'09.097

Lap 15

1	55	A.Locatelli	28'47.585
2	3	R.De Rosa	6.012
3	16	J.Cluzel	10.079
4	44	L.Mahias	14.516
5	5	P.Oettl	15.525
6	81	M.Gonzalez	20.045
7	56	P.Sebestyen	20.140
8	99	D.Webb	23.246
9	94	C.Perolari	25.463
10	22	F.Fuligni	29.348
11	12	A.Ruiz Carranza	29.592
12	9	G.Hendra Pratama	31.458
13	34	K.Manfredi	36.736
14	47	A.Bassani	36.882
15	25	A.Verdoia	36.996
16	84	L.Cresson	37.100
17	6	M.Herrera	37.339
18	2	L.Montella	1'04.825
19	38	H.Soomer	1'09.931

05/09/2020

These data/results cannot be reproduced, stored and/or transmitted in whole or in part by any manner of electronic, mechanical, photocopying, recording, broadcasting or otherwise now known or herein after developed without the previous express consent by the copyright owner, except for reproduction in daily press and regular printed publications on sale to the public within 60 days of the event related to those data/results and always provided that copyright symbol appears together as follows below.

© DORNA WSBK ORGANIZATION Srl 2020

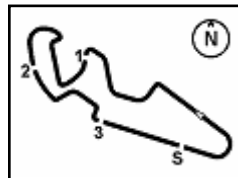
FICR PERUGIA TIMING



Official Tyre Supplier



Official Timekeeper



Pirelli Teruel Round, 4 - 6 September 2020

Lap Chart Race 1

Race Pace Comparison

	55 Loc	3 DeR	16 Clu	44 Mah	5 Oet	81 Gon	56 Seb	99 Web	94 Per	22 Ful	12 Rui	9 Hen	34 Man	47 Bas
1	1'56.937	1'57.932	1'57.415	1'57.517	1'58.331	1'59.003	2'00.120	2'01.145	1'59.425	2'01.687	2'02.058	2'00.345	2'02.572	2'03.319
2	1'54.770	1'54.946	1'54.674	1'55.104	1'55.056	1'55.850	1'55.418	1'56.172	1'55.954	1'56.491	1'56.317	1'55.878	1'56.994	1'57.042
3	1'54.496	1'54.954	1'54.482	1'55.180	1'55.391	1'55.695	1'56.146	1'56.117	1'56.059	1'56.642	1'56.249	1'56.276	1'56.641	1'57.223
4	1'54.535	1'54.946	1'54.672	1'55.497	1'55.531	1'55.801	1'56.810	1'55.699	1'57.034	1'56.524	1'56.216	1'56.152	1'56.837	1'56.436
5	1'54.382	1'54.746	1'55.197	1'55.582	1'55.881	1'56.039	1'56.422	1'56.529	1'56.676	1'56.255	1'56.476	1'57.198	1'58.061	1'57.401
6	1'54.720	1'54.951	1'55.829	1'55.927	1'55.891	1'56.406	1'56.219	1'56.114	1'56.266	1'56.588	1'56.506	1'56.567	1'57.423	1'57.245
7	1'54.859	1'55.919	1'56.099	1'56.125	1'56.183	1'56.549	1'56.388	1'56.145	1'56.396	1'56.439	1'56.631	1'56.687	1'57.958	1'56.956
8	1'55.123	1'55.670	1'55.892	1'56.066	1'56.131	1'56.404	1'56.263	1'56.127	1'56.637	1'57.163	1'58.860	1'56.774	1'57.403	1'56.907
9	1'55.149	1'55.365	1'55.654	1'56.352	1'56.410	1'56.267	1'56.050	1'56.068	1'56.387	1'56.672	1'56.505	1'56.836	1'56.867	1'57.604
10	1'54.838	1'55.593	1'55.614	1'56.170	1'56.054	1'56.350	1'56.034	1'55.964	1'56.294	1'56.534	1'56.526	1'56.986	1'57.060	1'57.142
11	1'55.127	1'55.615	1'56.063	1'56.557	1'56.022	1'56.471	1'55.905	1'56.323	1'56.982	1'56.871	1'57.960	1'57.729	1'57.122	1'57.299
12	1'55.308	1'55.531	1'56.451	1'56.582	1'56.453	1'56.585	1'56.298	1'56.358	1'56.990	1'57.192	1'56.833	1'57.581	1'57.532	1'57.147
13	1'55.251	1'55.594	1'56.413	1'56.630	1'56.551	1'56.415	1'56.306	1'57.511	1'57.158	1'57.844	1'56.956	1'58.068	1'57.346	1'57.626
14	1'55.439	1'55.898	1'56.400	1'56.344	1'56.335	1'56.689	1'56.212	1'56.950	1'57.084	1'57.102	1'56.826	1'58.206	1'57.206	1'57.260
15	1'56.651	1'55.937	1'56.809	1'56.468	1'56.890	1'57.106	1'57.134	1'57.609	1'57.706	1'56.929	1'56.258	1'57.760	1'57.299	1'57.860

	25 Ver	84 Cre	6 Her	2 Mon	38 Soo	83 Epi	78 Oku	52 Hob	32 Vin	61 Onc
1	2'02.269	2'03.524	2'05.817	2'02.980	2'12.444	2'01.817	2'02.508	2'04.315	1'57.346	2'01.007
2	1'57.264	1'56.997	1'57.023	1'57.309	2'29.902	1'56.873	1'57.418	1'57.958	1'54.894	1'56.845
3	1'56.853	1'56.899	1'57.007	2'11.576	1'56.244	1'56.972	1'57.338	1'59.589	2'42.635	1'56.132
4	1'56.602	1'56.701	1'56.869	1'58.068	1'55.942	1'57.159	1'56.590	1'57.977	1'57.154	1'56.100
5	1'57.467	1'57.615	1'57.305	1'57.995	1'55.544	1'58.784	1'57.198	1'58.461	1'56.990	
6	1'57.671	1'57.090	1'57.093	1'57.806	1'56.156	1'57.841	1'57.432	1'58.541	2'04.388	
7	1'58.662	1'57.342	1'56.683	1'58.030	1'56.758	1'57.527	1'57.615	1'58.943		
8	1'57.320	1'56.586	1'56.881	1'57.811	1'56.379	1'57.783	1'59.599	1'59.032		
9	1'57.041	1'57.320	1'57.324	1'58.091	1'56.504	1'57.861	1'58.411	2'07.471		
10	1'56.588	1'57.111	1'56.686	1'58.801	1'56.756	1'58.485	1'59.773	3'52.441		
11	1'57.041	1'57.662	1'56.937	1'58.851	1'56.485	1'58.523	2'02.977	2'14.455		
12	1'57.379	1'57.556	1'57.148	1'58.889	1'56.983	1'58.484	2'18.352			
13	1'57.477	1'57.346	1'57.294	1'58.647	1'57.155	2'05.743				
14	1'57.332	1'57.517	1'57.543	1'58.579	1'56.779					
15	1'57.615	1'57.419	1'57.314	1'58.977	1'57.485					

05/09/2020

These data/results cannot be reproduced, stored and/or transmitted in whole or in part by any manner of electronic, mechanical, photocopying, recording, broadcasting or otherwise now known or herein after developed without the previous express consent by the copyright owner, except for reproduction in daily press and regular printed publications on sale to the public within 60 days of the event related to those data/results and always provided that copyright symbol appears together as follows below.

© DORNA WSBK ORGANIZATION Srl 2020

FICR PERUGIA TIMING



Official Tyre Supplier



Official Timekeeper

Pirelli Teruel Round, 4 - 6 September 2020

Best Sectors & Speed Race 1

MotorLand Aragon 5.077 m

RESULTS

1	55 A. LOCATELLI	Yamaha YZF R6	Laps 15
2	3 R. DE ROSA	MV Aqusta F3 675	6.012
3	16 J. CLUZEL	Yamaha YZF R6	10.079
4	44 L. MAHIAS	Kawasaki ZX-6R	14.516
5	5 P. OETTL	Kawasaki ZX-6R	15.525
6	81 M. GONZALEZ	Kawasaki ZX-6R	20.045
7	56 P. SEBESTYEN	Yamaha YZF R6	20.140
8	99 D. WEBB	Yamaha YZF R6	23.246
9	94 C. PEROLARI	Yamaha YZF R6	25.463
10	22 F. FULIGNI	MV Aqusta F3 675	29.348
11	12 A. RUIZ CARRANZA	Yamaha YZF R6	29.592
12	9 G. HENDRA PRATAMA	Yamaha YZF R6	31.458
13	34 K. MANFREDI	Yamaha YZF R6	36.736
14	47 A. BASSANI	Yamaha YZF R6	36.882
15	25 A. VERDOIA	Yamaha YZF R6	36.996
16	84 L. CRESSON	Yamaha YZF R6	37.100
17	6 M. HERRERA	Yamaha YZF R6	37.339
18	2 L. MONTELLA	Yamaha YZF R6	1'04.825
19	38 H. SOOMER	Yamaha YZF R6	1'09.931
RET	83 L. EPIS	Yamaha YZF R6	2 Laps
RET	78 H. OKUBO	Honda CBR600RR	3 Laps
RET	52 P. HOBELBERGER	Honda CBR600RR	4 Laps
RET	32 I. VINALES	Yamaha YZF R6	9 Laps
RET	61 C. ONCU	Kawasaki ZX-6R	11 Laps
RET	4 S. ODENDAAL	Yamaha YZF R6	

SPEED

1	25 A. VERDOIA	Yamaha YZF R6	275.5
2	12 A. RUIZ CARRANZA	Yamaha YZF R6	275.5
3	16 J. CLUZEL	Yamaha YZF R6	273.4
4	9 G. HENDRA PRATAMA	Yamaha YZF R6	273.4
5	94 C. PEROLARI	Yamaha YZF R6	272.7
6	47 A. BASSANI	Yamaha YZF R6	271.4
7	99 D. WEBB	Yamaha YZF R6	270.7
8	22 F. FULIGNI	MV Agusta F3 675	270.0
9	34 K. MANFREDI	Yamaha YZF R6	270.0
10	6 M. HERRERA	Yamaha YZF R6	270.0
11	78 H. OKUBO	Honda CBR600RR	269.3
12	38 H. SOOMER	Yamaha YZF R6	269.3
13	84 L. CRESSON	Yamaha YZF R6	269.3
14	3 R. DE ROSA	MV Agusta F3 675	269.3
15	2 L. MONTELLA	Yamaha YZF R6	268.7
16	44 L. MAHIAS	Kawasaki ZX-6R	268.0
17	5 P. OETTL	Kawasaki ZX-6R	267.3
18	32 I. VINALES	Yamaha YZF R6	267.3
19	55 A. LOCATELLI	Yamaha YZF R6	266.7
20	81 M. GONZALEZ	Kawasaki ZX-6R	266.0
21	83 L. EPIS	Yamaha YZF R6	266.0
22	52 P. HOBELBERGER	Honda CBR600RR	265.4
23	56 P. SEBESTYEN	Yamaha YZF R6	265.4
24	61 C. ONCU	Kawasaki ZX-6R	264.7

SEG. 1

1	55 A. LOCATELLI	32.276
2	44 L. MAHIAS	32.414
3	16 J. CLUZEL	32.420
4	32 I. VINALES	32.434
5	5 P. OETTL	32.482
6	3 R. DE ROSA	32.487
7	56 P. SEBESTYEN	32.608
8	38 H. SOOMER	32.685
9	81 M. GONZALEZ	32.710
10	99 D. WEBB	32.718
11	9 G. HENDRA PRATAMA	32.782
12	94 C. PEROLARI	32.831
13	61 C. ONCU	32.875
14	22 F. FULIGNI	32.889
15	83 L. EPIS	32.958
16	47 A. BASSANI	32.968
17	34 K. MANFREDI	32.980
18	78 H. OKUBO	32.992
19	84 L. CRESSON	32.997
20	12 A. RUIZ CARRANZA	33.033
21	6 M. HERRERA	33.114
22	25 A. VERDOIA	33.158
23	52 P. HOBELBERGER	33.295
24	2 L. MONTELLA	33.303
25	4 S. ODENDAAL	35.982

SEG. 2

1	16 J. CLUZEL	32.141
2	55 A. LOCATELLI	32.167
3	3 R. DE ROSA	32.193
4	44 L. MAHIAS	32.204
5	32 I. VINALES	32.216
6	5 P. OETTL	32.231
7	38 H. SOOMER	32.370
8	56 P. SEBESTYEN	32.375
9	99 D. WEBB	32.455
10	81 M. GONZALEZ	32.463
11	61 C. ONCU	32.470
12	9 G. HENDRA PRATAMA	32.505
13	94 C. PEROLARI	32.506
14	84 L. CRESSON	32.603
15	47 A. BASSANI	32.620
16	22 F. FULIGNI	32.650
17	83 L. EPIS	32.711
18	12 A. RUIZ CARRANZA	32.720
19	78 H. OKUBO	32.726
20	34 K. MANFREDI	32.770
21	25 A. VERDOIA	32.775
22	2 L. MONTELLA	32.793
23	6 M. HERRERA	32.931
24	52 P. HOBELBERGER	33.083
25	4 S. ODENDAAL	33.208

SEG. 3

1	55 A. LOCATELLI	21.774
2	16 J. CLUZEL	21.825
3	32 I. VINALES	21.853
4	3 R. DE ROSA	21.920
5	44 L. MAHIAS	21.937
6	38 H. SOOMER	22.038
7	81 M. GONZALEZ	22.070
8	5 P. OETTL	22.116
9	94 C. PEROLARI	22.198
10	6 M. HERRERA	22.211
11	99 D. WEBB	22.225
12	61 C. ONCU	22.229
13	22 F. FULIGNI	22.232
14	56 P. SEBESTYEN	22.243
15	9 G. HENDRA PRATAMA	22.258
16	78 H. OKUBO	22.264
17	12 A. RUIZ CARRANZA	22.269
18	34 K. MANFREDI	22.307
19	84 L. CRESSON	22.340
20	25 A. VERDOIA	22.357
21	47 A. BASSANI	22.367
22	83 L. EPIS	22.378
23	2 L. MONTELLA	22.395
24	52 P. HOBELBERGER	22.452

SEG. 4

1	44 L. MAHIAS	27.957
2	12 A. RUIZ CARRANZA	28.009
3	55 A. LOCATELLI	28.019
4	16 J. CLUZEL	28.021
5	3 R. DE ROSA	28.049
6	9 G. HENDRA PRATAMA	28.104
7	32 I. VINALES	28.150
8	5 P. OETTL	28.156
9	47 A. BASSANI	28.159
10	56 P. SEBESTYEN	28.167
11	22 F. FULIGNI	28.169
12	25 A. VERDOIA	28.189
13	99 D. WEBB	28.192
14	84 L. CRESSON	28.206
15	6 M. HERRERA	28.250
16	94 C. PEROLARI	28.257
17	61 C. ONCU	28.341
18	34 K. MANFREDI	28.353
19	81 M. GONZALEZ	28.374
20	38 H. SOOMER	28.430
21	78 H. OKUBO	28.433
22	2 L. MONTELLA	28.483
23	83 L. EPIS	28.542
24	52 P. HOBELBERGER	28.757

05/09/2020

These data/results cannot be reproduced, stored and/or transmitted in whole or in part by any manner of electronic, mechanical, photocopying, recording, broadcasting or otherwise now known or herein after developed without the previous express consent by the copyright owner, except for reproduction in daily press and regular printed publications on sale to the public within 60 days of the event related to those data/results and always provided that copyright symbol appears together as follows below.

© DORNA WSBK ORGANIZATION Srl 2020

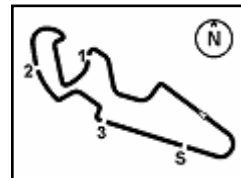
FICR PERUGIA TIMING



Official Tyre Supplier



Official Timekeeper



Pirelli Teruel Round, 4 - 6 September 2020

Chronological Analysis Race 1

Start at 15:15'59.557

1 / 4

1° 55 A. LOCATELLI (1'54.382)							
Lap	Seg.1	Seg.2	Seg.3	Seg.4	Lap Time	km/h	Local Time
1		32.345	21.897	28.188	1'56.937	266,0	15:17'56.494
2	32.482	32.365	21.822	28.101	1'54.770	265,4	15:19'51.264
3	32.357	32.245	21.774	28.120	1'54.496	264,7	15:21'45.760
4	32.358	32.214	21.853	28.110	1'54.535	264,1	15:23'40.295
5	32.276	32.167	21.920	28.019	1'54.382	266,7	15:25'34.677
6	32.386	32.267	21.860	28.207	1'54.720	266,0	15:27'29.397
7	32.463	32.367	21.860	28.169	1'54.859	265,4	15:29'24.256
8	32.535	32.351	21.997	28.240	1'55.123	265,4	15:31'19.379
9	32.662	32.341	21.914	28.232	1'55.149	264,7	15:33'14.528
10	32.524	32.253	21.942	28.119	1'54.838	264,7	15:35'09.366
11	32.447	32.463	21.962	28.255	1'55.127	265,4	15:37'04.493
12	32.565	32.450	21.954	28.339	1'55.308	266,0	15:38'59.801
13	32.673	32.402	21.964	28.212	1'55.251	264,7	15:40'55.052
14	32.655	32.416	22.018	28.350	1'55.439	264,1	15:42'50.491
15	33.051	32.481	22.265	28.854	1'56.651	264,7	15:44'47.142
Race Time 28'47.585							

Race Time 12'33.407

2° 16 J. CLUZEL (1'54.482)							
Lap	Seg.1	Seg.2	Seg.3	Seg.4	Lap Time	km/h	Local Time
1		32.303	22.039	28.021	1'57.415	273,4	15:17'56.972
2	32.455	32.178	21.905	28.136	1'54.674	267,3	15:19'51.646
3	32.420	32.147	21.825	28.090	1'54.482	266,7	15:21'46.128
4	32.503	32.141	21.881	28.147	1'54.672	264,7	15:23'40.800
5	32.594	32.280	22.009	28.314	1'55.197	264,7	15:25'35.997
6	32.714	32.600	22.066	28.449	1'55.829	262,8	15:27'31.826
7	32.853	32.560	22.191	28.495	1'56.099	262,8	15:29'27.925
8	33.119	32.443	22.140	28.190	1'55.892	270,7	15:31'23.817
9	32.875	32.505	22.077	28.197	1'55.654	268,7	15:33'19.471
10	32.809	32.436	22.207	28.162	1'55.614	267,3	15:35'15.085
11	32.804	32.731	22.212	28.316	1'56.063	265,4	15:37'11.148
12	33.131	32.667	22.264	28.389	1'56.451	264,1	15:39'07.599
13	33.000	32.663	22.301	28.449	1'56.413	263,4	15:41'04.012
14	33.018	32.651	22.256	28.475	1'56.400	263,4	15:43'00.412
15	33.127	32.778	22.359	28.545	1'56.809	263,4	15:44'57.221
Race Time 28'57.664							

Race Time 29'03.110

3° 3 R. DE ROSA (1'54.746)							
Lap	Seg.1	Seg.2	Seg.3	Seg.4	Lap Time	km/h	Local Time
1		32.344	22.176	28.049	1'57.932	269,3	15:17'57.489
2	32.539	32.267	22.031	28.109	1'54.946	268,0	15:19'52.435
3	32.487	32.193	22.054	28.220	1'54.954	268,0	15:21'47.389
4	32.571	32.193	22.002	28.180	1'54.946	263,4	15:23'42.335
5	32.497	32.198	21.920	28.131	1'54.746	265,4	15:25'37.081
6	32.594	32.213	22.030	28.114	1'54.951	265,4	15:27'32.032
7	32.766	32.488	22.336	28.329	1'55.919	268,7	15:29'27.951
8	32.828	32.428	22.138	28.276	1'55.670	262,1	15:31'23.621
9	32.804	32.325	22.057	28.179	1'55.365	261,5	15:33'18.986
10	32.821	32.477	22.071	28.224	1'55.593	262,1	15:35'14.579
11	32.869	32.493	22.066	28.187	1'55.615	262,1	15:37'10.194
12	32.797	32.384	22.116	28.234	1'55.531	262,1	15:39'05.725
13	32.831	32.375	22.127	28.261	1'55.594	260,9	15:41'01.319
14	32.923	32.527	22.168	28.280	1'55.898	262,1	15:42'57.217
15	32.917	32.559	22.212	28.249	1'55.937	262,8	15:44'53.154
Race Time 28'53.597							

Race Time 29'02.101

RET 32 I. VINALES (1'54.894)							
Lap	Seg.1	Seg.2	Seg.3	Seg.4	Lap Time	km/h	Local Time
1		32.267	22.039	28.251	1'57.346	266,7	15:17'56.903
2	32.675	32.216	21.853	28.150	1'54.894	267,3	15:19'51.797
3	32.434	32.232	22.376	1'15.593	2'42.635	242,2	15:22'34.432
4	33.568	32.718	22.264	28.604	1'57.154	262,8	15:24'31.586
5	33.154	32.677	22.521	28.638	1'56.990	261,5	15:26'28.576
6	33.113	32.574	22.297	36.404	2'04.388P	260,9	15:28'32.964

Race Time 29'07.725

5° 5 P. OETTL (1'55.056)							
Lap	Seg.1	Seg.2	Seg.3	Seg.4	Lap Time	km/h	Local Time
1		32.495	22.135	28.188	1'58.331	267,3	15:17'57.888
2	32.482	32.302	22.116	28.156	1'55.056	266,0	15:19'52.944
3	32.630	32.231	22.277	28.253	1'55.391	262,1	15:21'48.335
4	32.580	32.419	22.271	28.261	1'55.531	262,1	15:23'43.866
5	32.824	32.410	22.271	28.376	1'55.881	260,9	15:25'39.747
6	32.775	32.429	22.246	28.441	1'55.891	260,9	15:27'35.638
7	32.893	32.498	22.346	28.446	1'56.183	260,9	15:29'31.821
8	32.822	32.504	22.338	28.467	1'56.131	260,2	15:31'27.952
9	33.014	32.665	22.343	28.388	1'56.410	262,1	15:33'24.362
10	32.861	32.497	22.328	28.368	1'56.054	262,1	15:35'20.416
11	32.814	32.497	22.337	28.374	1'56.022	262,1	15:37'16.438
12	32.945	32.641	22.416	28.451	1'56.453	261,5	15:39'12.891
13	33.089	32.698	22.354	28.410	1'56.551	261,5	15:41'09.442
14	32.906	32.588	22.365	28.476	1'56.335	263,4	15:43'05.777
15	33.066	32.678	22.470	28.676	1'56.890	260,9	15:45'02.667
Race Time 29'03.110							

6° 44 L. MAHIAS (1'55.104)							
Lap	Seg.1	Seg.2	Seg.3	Seg.4	Lap Time	km/h	Local Time
1		32.310	22.093	27.957	1'57.517	268,0	15:17'57.074
2	32.694	32.204	21.944	28.262	1'55.104	265,4	15:19'52.178
3	32.414	32.287	21.976	28.503	1'55.180	261,5	15:21'47.358
4	32.802	32.299	21.937	28.459	1'55.497	262,8	15:23'42.855
5	32.693	32.448	21.967	28.474	1'55.582	262,1	15:25'38.437
6	32.704	32.418	22.092	28.713	1'55.927	260,2	15:27'34.364
7	32.771	32.625	22.129	28.600	1'56.125	260,2	15:29'30.489
8	32.866	32.570	22.142	28.488	1'56.066	260,9	15:31'26.555
9	32.873	32.611	22.251	28.617	1'56.352	260,2	15:33'22.907
10	32.879	32.705	22.106	28.480	1'56.170	260,9	15:35'19.077
11	32.952	32.708	22.288	28.609	1'56.557	260,2	15:37'15.634
12	32.976	32.729	22.268	28.609	1'56.582	259,6	15:39'12.216
13	33.007	32.765	22.241	28.617	1'56.630	259,6	15:41'08.846
14	32.805	32.816	22.124	28.599	1'56.344	260,2	15:43'05.190
15	32.890	32.796	22.203	28.579	1'56.468	261,5	15:45'01.658
Race Time 29'02.101							

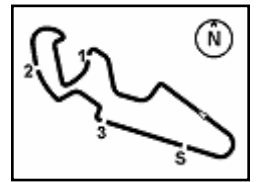
7° 56 P. SEBESTYEN (1'55.418)							
Lap	Seg.1	Seg.2	Seg.3	Seg.4	Lap Time	km/h	Local Time
1		32.697	22.282	28.310	2'00.120	264,7	15:17'59.677
2	32.608	32.375	22.268	28.167	1'55.418	265,4	15:19'55.095
3	32.866	32.614	22.408	28.258	1'56.146	263,4	15:21'51.241
4	32.996	32.726	22.441	28.647	1'56.810	257,8	15:23'48.051
5	33.052	32.585	22.337	28.448	1'56.422	259,6	15:25'44.473
6	32.894	32.601	22.243	28.481	1'56.219	259,6	15:27'40.692
7	32.964	32.627	22.306	28.491	1'56.388	260,2	15:29'37.080
8	32.850	32.649	22.370	28.394	1'56.263	260,2	15:31'33.343
9	32.807	32.544	22.325	28.374	1'56.050	260,9	15:33'29.393
10	32.778	32.563	22.367	28.326	1'56.034	260,2	15:35'25.427
11	32.710	32.541	22.305	28.349	1'55.905	260,9	15:37'21.332
12	32.821	32.642	22.442	28.393	1'56.298	260,9	15:39'17.630
13	32.907	32.597	22.359	28.443	1'56.306	261,5	15:41'13.936
14	32.887	32.582	22.429	28.314	1'56.212	265,4	15:43'10.148
15	33.319	32.751	22.573	28.491	1'57.134	264,1	15:45'07.282
Race Time 29'07.725							

8° 38 H. SOOMER (1'55.544)							
Lap	Seg.1	Seg.2	Seg.3	Seg.4	Lap Time	km/h	Local Time
1		32.823	22.157	41.658	2'12.444P	269,3	15:18'12.001
2	1'06.106	32.827	22.266	28.703	2'29.902P	260,9	15:20'41.903
3	32.805	32.603	22.213	28.623	1'56.244	261,5	15:22'38.147
4	32.922	32.497	22.038	28.485	1'55.942	262,8	15:24'34.089
5	32.685	32.372	22.057	28.430	1'55.544	263,4	15:26'29.633

05/09/2020 P = Pits In/Out - C = Lap Time Cancelled

These data/results cannot be reproduced, stored and/or transmitted in whole or in part by any manner of electronic, mechanical, photocopying, recording, broadcasting or otherwise now known or herein after developed without the previous express consent by the copyright owner, except for reproduction in daily press and regular printed publications on sale to the public within 60 days of the event related to those data/results and always provided that copyright symbol appears together as follows below.

© DORNA WSBK ORGANIZATION Srl 2020



Pirelli Teruel Round, 4 - 6 September 2020

Chronological Analysis Race 1

MotorLand Aragon 5.077 m

Start at 15:15'59.557

2 / 4

Lap	Seg.1	Seg.2	Seg.3	Seg.4	Lap Time	km/h	Local Time
6	32.772	32.370	22.142	28.872	1'56.156	265,4	15:28'25.789
7	32.993	32.500	22.696	28.569	1'56.758	260,9	15:30'22.547
8	32.994	32.581	22.201	28.603	1'56.379	261,5	15:32'18.926
9	33.039	32.667	22.208	28.590	1'56.504	260,2	15:34'15.430
10	32.971	32.829	22.264	28.692	1'56.756	260,2	15:36'12.186
11	33.011	32.505	22.316	28.653	1'56.485	260,2	15:38'08.671
12	33.146	32.763	22.309	28.765	1'56.983	260,9	15:40'05.654
13	33.316	32.868	22.286	28.685	1'57.155	260,9	15:42'02.809
14	33.065	32.851	22.233	28.630	1'56.779	261,5	15:43'59.588
15	33.457	32.961	22.447	28.620	1'57.485	261,5	15:45'57.073
Race Time 29'57.516							

9° 81 M. GONZALEZ (1'55.695)							
Lap	Seg.1	Seg.2	Seg.3	Seg.4	Lap Time	km/h	Local Time
1		32.623	22.168	28.470	1'59.003	266,0	15:17'58.560
2	32.853	32.524	22.070	28.403	1'55.850	263,4	15:19'54.410
3	32.768	32.463	22.090	28.374	1'55.695	262,1	15:21'50.105
4	32.710	32.550	22.115	28.426	1'55.801	260,9	15:23'45.906
5	32.865	32.533	22.119	28.522	1'56.039	261,5	15:25'41.945
6	32.934	32.650	22.233	28.589	1'56.406	260,2	15:27'38.351
7	32.952	32.756	22.216	28.625	1'56.549	260,2	15:29'34.900
8	32.986	32.664	22.268	28.486	1'56.404	260,9	15:31'31.304
9	32.921	32.605	22.327	28.414	1'56.267	262,8	15:33'27.571
10	32.942	32.672	22.252	28.484	1'56.350	261,5	15:35'23.921
11	32.948	32.683	22.306	28.534	1'56.471	260,2	15:37'20.392
12	33.014	32.712	22.248	28.611	1'56.585	259,0	15:39'16.977
13	33.022	32.628	22.217	28.548	1'56.415	260,9	15:41'13.392
14	33.028	32.739	22.393	28.529	1'56.689	262,1	15:43'10.081
15	33.159	32.827	22.504	28.616	1'57.106	262,1	15:45'07.187
Race Time 29'07.630							

10° 99 D. WEBB (1'55.699)							
Lap	Seg.1	Seg.2	Seg.3	Seg.4	Lap Time	km/h	Local Time
1		33.337	22.543	28.285	2'01.145	270,7	15:18'00.702
2	32.841	32.672	22.225	28.434	1'56.172	262,1	15:19'56.874
3	32.766	32.588	22.423	28.340	1'56.117	262,1	15:21'52.991
4	32.718	32.455	22.331	28.195	1'55.699	264,7	15:23'48.690
5	33.135	32.668	22.406	28.320	1'56.529	264,1	15:25'45.219
6	32.892	32.579	22.362	28.281	1'56.114	264,1	15:27'41.333
7	32.870	32.646	22.400	28.229	1'56.145	267,3	15:29'37.478
8	32.979	32.610	22.322	28.216	1'56.127	264,7	15:31'33.605
9	32.955	32.606	22.315	28.192	1'56.068	264,7	15:33'29.673
10	32.942	32.527	22.296	28.199	1'55.964	266,0	15:35'25.637
11	32.951	32.647	22.406	28.319	1'56.323	262,8	15:37'21.960
12	32.898	32.713	22.343	28.404	1'56.358	262,8	15:39'18.318
13	33.018	32.666	22.405	29.422	1'57.511	258,4	15:41'15.829
14	33.104	32.760	22.473	28.613	1'56.950	260,9	15:43'12.779
15	33.203	32.983	22.710	28.713	1'57.609	259,6	15:45'10.388
Race Time 29'10.831							

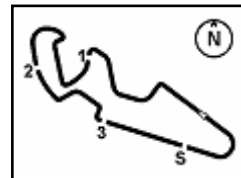
11° 9 G. HENDRA PRATAMA (1'55.878)							
Lap	Seg.1	Seg.2	Seg.3	Seg.4	Lap Time	km/h	Local Time
1		32.972	22.894	28.104	2'00.345	270,7	15:17'59.902
2	32.782	32.505	22.270	28.321	1'55.878	267,3	15:19'55.780
3	32.974	32.773	22.289	28.240	1'56.276	266,7	15:21'52.056
4	32.909	32.647	22.416	28.180	1'56.152	267,3	15:23'48.208
5	33.446	32.790	22.681	28.281	1'57.198	273,4	15:25'45.406
6	33.081	32.798	22.288	28.400	1'56.567	266,7	15:27'41.973
7	33.064	32.908	22.351	28.364	1'56.687	266,0	15:29'38.660
8	33.177	32.823	22.328	28.446	1'56.774	264,7	15:31'35.434
9	33.082	32.935	22.420	28.399	1'56.836	264,7	15:33'32.270
10	33.249	32.939	22.258	28.540	1'56.986	263,4	15:35'29.256
11	33.400	32.935	22.685	28.709	1'57.729	262,8	15:37'26.985
12	33.445	33.022	22.396	28.718	1'57.581	262,8	15:39'24.566
13	33.552	33.057	22.602	28.857	1'58.068	263,4	15:41'22.634
14	33.623	33.145	22.741	28.697	1'58.206	263,4	15:43'20.840

12° 94 C. PEROLARI (1'55.954)							
Lap	Seg.1	Seg.2	Seg.3	Seg.4	Lap Time	km/h	Local Time
1			32.878	22.198	28.257	1'59.425	272,7
2	32.831	32.509	22.235	28.379	1'55.954	264,7	15:19'54.936
3	32.833	32.506	22.281	28.439	1'56.059	263,4	15:21'50.995
4	33.016	32.854	22.739	28.425	1'57.034	262,1	15:23'48.029
5	33.367	32.548	22.385	28.376	1'56.676	268,0	15:25'44.705
6	32.973	32.576	22.308	28.409	1'56.266	264,7	15:27'40.971
7	32.956	32.659	22.494	28.287	1'56.396	262,1	15:29'37.367
8	33.255	32.706	22.371	28.305	1'56.637	267,3	15:31'34.004
9	32.995	32.705	22.409	28.278	1'56.387	264,7	15:33'30.391
10	32.981	32.577	22.323	28.413	1'56.294	263,4	15:35'26.685
11	33.113	32.768	22.548	28.553	1'56.982	262,1	15:37'23.667
12	33.159	32.723	22.456	28.652	1'56.990	261,5	15:39'20.657
13	33.333	32.746	22.534	28.545	1'57.158	262,1	15:41'17.815
14	33.164	32.732	22.577	28.611	1'57.084	263,4	15:43'14.899
15	33.362	32.988	22.650	28.706	1'57.706	261,5	15:45'12.605
Race Time 29'13.048							

RET 61 C. ONCU (1'56.100)							
Lap	Seg.1	Seg.2	Seg.3	Seg.4	Lap Time	km/h	Local Time
1			33.008	22.914	28.341	2'01.007	264,7
2	33.442	32.753	22.230	28.420	1'56.845	261,5	15:19'57.409
3	32.962	32.470	22.308	28.392	1'56.132	261,5	15:21'53.541
4	32.942	32.564	22.229	28.365	1'56.100	259,0	15:23'49.641
Race Time 7'50.084							

14° 12 A. RUIZ CARRANZA (1'56.216)							
Lap	Seg.1	Seg.2	Seg.3	Seg.4	Lap Time	km/h	Local Time
1		33.297	22.995	28.320	2'02.058	275,5	15:18'01.615
2	33.101	32.732	22.475	28.009	1'56.317	271,4	15:19'57.932
3	33.049	32.736	22.359	28.105	1'56.249	274,8	15:21'54.181
4	33.033	32.728	22.269	28.186	1'56.216	267,3	15:23'50.397
5	33.152	32.871	22.279	28.174	1'56.476	267,3	15:25'46.873
6	33.090	32.729	22.379	28.308	1'56.506	264,7	15:27'43.379
7	33.211	32.748	22.304	28.368	1'56.631	266,0	15:29'40.010
8	33.308	34.545	22.723	28.284	1'58.860	264,1	15:31'38.870
9	33.171	32.802	22.332	28.200	1'56.505	268,0	15:33'35.375
10	33.192	32.722	22.289	28.323	1'56.526	265,4	15:35'31.901
11	33.206	32.778	23.599	28.377	1'57.960	264,1	15:37'29.861
12	33.318	32.849	22.324	28.342	1'56.833	266,0	15:39'26.694
13	33.349	32.816	22.448	28.343	1'56.956	266,7	15:41'23.650
14	33.073	32.762	22.775	28.216	1'56.826	267,3	15:43'20.476
15	33.053	32.720	22.313	28.172	1'56.258	266,0	15:45'16.734
Race Time 29'17.177							

15° 22 F. FULIGNI (1'56.255)							
Lap	Seg.1	Seg.2	Seg.3	Seg.4	Lap Time	km/h	Local Time
1			33.384	22.895	28.200	2'01.687	270,0
2	32.889	32.997	22.232	28.373	1'56.491	267,3	15:19'57.735
3	33.038	32.660	22.395	28.549	1'56.642	264,1	15:21'54.377
4	33.047	32.702	22.424	28.351	1'56.524	266,7	15:23'50.901
5	33.089	32.650	22.347	28.169	1'56.255	268,7	15:25'47.156
6	33.019	32.789	22.389	28.391	1'56.588	266,7	15:27'43.744
7	33.134	32.731	22.312	28.262	1'56.439	268,7	15:29'40.183
8	33.387	32.897	22.365	28.514	1'57.163	259,0	15:31'37.346
9	33.287	32.708	22.348	28.329	1'56.672	264,7	15:33'34.018
10	32.956	32.743	22.458	28.377	1'56.534	262,8	15:35'30.552
11	33.118	32.791	22.561	28.401	1'56.871	262,8	



Pirelli Teruel Round, 4 - 6 September 2020

Chronological Analysis Race 1

Start at 15:15'59.557

3 / 4

47 A. BASSANI (1'56.436)									
Lap	Seg.1	Seg.2	Seg.3	Seg.4	Lap Time	km/h	Local Time		
1		33.533	23.153	28.392	2'03.319	271,4	15:18'02.876	7	33.245
2	33.223	32.961	22.551	28.307	1'57.042	271,4	15:19'59.918	8	34.368
3	33.316	32.804	22.798	28.305	1'57.223	269,3	15:21'57.141	9	33.567
4	32.968	32.620	22.438	28.410	1'56.436	268,7	15:23'53.577	10	33.901
5	33.154	33.258	22.830	28.159	1'57.401	270,0	15:25'50.978	11	34.542
6	33.445	32.752	22.636	28.412	1'57.245	267,3	15:27'48.223	12	35.490
7	33.287	32.811	22.367	28.491	1'56.956	259,6	15:29'45.179		36.118
8	33.083	32.695	22.581	28.548	1'56.907	260,2	15:31'42.086		23.994
9	33.211	33.141	22.689	28.563	1'57.604	265,4	15:33'39.690		22.619
10	33.415	32.741	22.492	28.494	1'57.142	263,4	15:35'36.832		28.757
11	33.524	32.744	22.382	28.649	1'57.299	259,0	15:37'34.131		28.839
12	33.303	32.792	22.461	28.591	1'57.147	259,6	15:39'31.278		1'59.599
13	33.398	32.879	22.558	28.791	1'57.626	258,4	15:41'28.904		29.138
14	33.397	32.846	22.450	28.567	1'57.260	260,2	15:43'26.164		22.590
15	33.395	33.016	22.557	28.892	1'57.860	261,5	15:45'24.024		29.446

Race Time 29'16.933

84 L. CRESSON (1'56.586)									
Lap	Seg.1	Seg.2	Seg.3	Seg.4	Lap Time	km/h	Local Time		
1		33.754	23.374	28.304	2'03.524	268,0	15:18'03.081		22.876
2	33.154	32.907	22.730	28.206	1'56.997	267,3	15:20'00.078		22.890
3	33.263	32.782	22.487	28.367	1'56.899	262,1	15:21'56.977		22.590
4	33.245	32.603	22.577	28.276	1'56.701	268,0	15:23'53.678		22.876
5	33.262	33.158	22.899	28.296	1'57.615	269,3	15:25'51.293		29.446
6	33.240	32.784	22.716	28.350	1'57.090	266,0	15:27'48.383		22.876
7	33.443	32.752	22.562	28.585	1'57.342	265,4	15:29'45.725		22.510
8	32.997	32.738	22.340	28.511	1'56.586	262,8	15:31'42.311		28.628
9	33.111	32.899	22.545	28.765	1'57.320	257,8	15:33'39.631		1'57.423
10	33.165	32.769	22.463	28.714	1'57.111	256,5	15:35'36.742		28.514
11	33.376	32.935	22.633	28.718	1'57.662	262,1	15:37'34.404		28.628
12	33.438	33.003	22.655	28.460	1'57.556		15:39'31.960		1'57.958
13	33.183	32.980	22.532	28.651	1'57.346	264,7	15:41'29.306		28.584
14	33.575	32.823	22.660	28.459	1'57.517	265,4	15:43'26.823		1'57.403
15	33.419	32.923	22.519	28.558	1'57.419	262,1	15:45'24.242		22.379

Race Time 29'24.467

25 A. VERDOIA (1'56.588)									
Lap	Seg.1	Seg.2	Seg.3	Seg.4	Lap Time	km/h	Local Time		
1		33.432	22.870	28.351	2'02.269	275,5	15:18'01.826		22.504
2	33.319	32.906	22.755	28.284	1'57.264	272,7	15:19'59.090		28.427
3	33.363	32.878	22.357	28.255	1'56.853	269,3	15:21'55.943		28.398
4	33.178	32.790	22.445	28.189	1'56.602	266,0	15:23'52.545		22.720
5	33.209	32.965	22.593	28.700	1'57.467	261,5	15:25'50.012		28.398
6	33.307	32.944	22.550	28.870	1'57.671	260,2	15:27'47.683		28.398
7	33.257	32.840	23.977	28.588	1'58.662	270,7	15:29'46.345		22.510
8	33.425	32.910	22.577	28.408	1'57.320	268,7	15:31'43.665		28.628
9	33.319	32.855	22.445	28.422	1'57.041	268,7	15:33'40.706		28.514
10	33.158	32.775	22.452	28.203	1'56.588	268,0	15:35'37.294		28.628
11	33.316	32.810	22.509	28.406	1'57.041	272,0	15:37'34.335		28.514
12	33.371	33.043	22.509	28.456	1'57.379	265,4	15:39'31.714		22.510
13	33.320	32.997	22.430	28.730	1'57.477	265,4	15:41'29.191		28.628
14	33.360	32.975	22.418	28.579	1'57.332	267,3	15:43'26.523		1'57.861
15	33.613	32.942	22.866	28.194	1'57.615	270,0	15:45'24.138		22.711

Race Time 29'24.685

78 H. OKUBO (1'56.590)									
Lap	Seg.1	Seg.2	Seg.3	Seg.4	Lap Time	km/h	Local Time		
1		33.913	22.834	28.433	2'02.508	269,3	15:18'02.065		22.504
2	33.419	33.008	22.517	28.474	1'57.418	266,0	15:19'59.483		22.510
3	33.192	32.946	22.562	28.638	1'57.338	262,8	15:21'56.821		22.510
4	33.011	32.726	22.264	28.589	1'56.590	264,1	15:23'53.411		22.510
5	32.992	33.039	22.493	28.674	1'57.198	260,9	15:25'50.609		22.510
6	33.414	32.876	22.385	28.751	1'57.432	259,6	15:27'48.041		22.510

83 L. EPIS (1'56.873)									
Lap	Seg.1	Seg.2	Seg.3	Seg.4	Lap Time	km/h	Local Time		
1		33.148	22.966	28.613	2'01.817	264,7	15:18'01.374		22.510
2	32.958	32.933	22.440	28.542	1'56.873	266,0	15:19'58.247		22.510
3	33.283	32.711	22.378	28.600	1'56.972	260,9	15:21'55.219		22.510
4	33.220	32.825	22.418	28.696	1'57.159	259,6	15:23'52.378		22.510
5	33.570	33.803	22.787	28.624	1'58.784	262,1	15:25'51.162		22.510
6	33.560	32.972	22.603	28.706	1'57.841	262,1	15:27'49.003		22.510
7	33.305	32.892	22.750	28.580	1'57.527	263,4	15:29'46.530		22.510
8	33.595	32.950	22.566	28.672	1'57.783	262,8	15:31'44.313		22.510
9	33.638	32.842	22.711	28.670	1'57.861	262,8	15:33'42.174		22.510
10	33.665	33.130	22.576	29.114	1'58.485	257,1	15:35'40.659		22.510
11	33.696	33.159	22.623	29.045	1'58.523	254,7	15:37'39.182		22.510
12	33.756	33.015	22.531	29.182	1'58.484	254,1	15:39'37.666		22.510
13	33.702	33.136	22.694	36.211	2'05.743	254,1	15:41'43.409		22.510

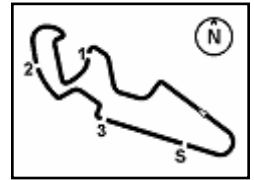
Race Time 29'24.581

2 L. MONTELLA (1'57.309)									
Lap	Seg.1	Seg.2	Seg.3	Seg.4	Lap Time	km/h	Local Time		
1		33.502	22.997	28.483	2'02.980	268,7	15:18'02.537		22.510
2	33.408	32.793	22.512	28.596	1'57.309	265,4	15:19'59.846		22.510

05/09/2020 P = Pits In/Out - C = Lap Time Cancelled

These data/results cannot be reproduced, stored and/or transmitted in whole or in part by any manner of electronic, mechanical, photocopying, recording, broadcasting or otherwise now known or herein after developed without the previous express consent by the copyright owner, except for reproduction in daily press and regular printed publications on sale to the public within 60 days of the event related to those data/results and always provided that copyright symbol appears together as follows below.

© DORNA WSBK ORGANIZATION Srl 2020



Pirelli Teruel Round, 4 - 6 September 2020

Chronological Analysis Race 1

Start at 15:15'59.557

3	45.092	34.795	22.668	29.021	2'11.576	257,1	15:22'11.422
4	33.502	33.127	22.437	29.002	1'58.068	257,1	15:24'09.490
5	33.329	33.250	22.395	29.021	1'57.995	256,5	15:26'07.485
6	33.303	32.926	22.439	29.138	1'57.806	257,1	15:28'05.291
7	33.337	33.153	22.477	29.063	1'58.030	256,5	15:30'03.321
8	33.369	32.923	22.541	28.978	1'57.811	255,9	15:32'01.132
9	33.341	33.168	22.519	29.063	1'58.091	257,1	15:33'59.223
10	33.410	33.327	22.661	29.403	1'58.801	255,9	15:35'58.024
11	33.660	33.222	22.726	29.243	1'58.851	255,9	15:37'56.875
12	33.353	33.205	22.543	29.788	1'58.889	255,9	15:39'55.764
13	33.764	33.126	22.475	29.282	1'58.647	255,3	15:41'54.411
14	33.516	33.249	22.588	29.226	1'58.579	256,5	15:43'52.990
15	33.706	33.420	22.516	29.335	1'58.977	255,9	15:45'51.967

Race Time 29'52.410

RET	52 P. HOBELSBERGER (1'57.958)						
Lap	Seg.1	Seg.2	Seg.3	Seg.4	Lap Time	km/h	Local Time
1		33.875	23.197	28.757	2'04.315	265,4	15:18'03.872
2	33.358	33.083	22.667	28.850	1'57.958	260,2	15:20'01.830
3	33.295	33.249	24.024	29.021	1'59.589	259,0	15:22'01.419
4	33.341	33.194	22.452	28.990	1'57.977	257,8	15:23'59.396
5	33.407	33.196	22.834	29.024	1'58.461	257,1	15:25'57.857
6	33.584	33.206	22.669	29.082	1'58.541	256,5	15:27'56.398
7	33.551	33.358	22.914	29.120	1'58.943	257,1	15:29'55.341
8	33.567	33.379	22.948	29.138	1'59.032	255,9	15:31'54.373
9	33.635	33.552	22.867	37.417	2'07.471P	255,9	15:34'01.844
10	2'25.658	34.304	23.187	29.292	3'52.441P	255,9	15:37'54.285
11	34.297	37.923	24.443	37.792	2'14.455P	252,9	15:40'08.740

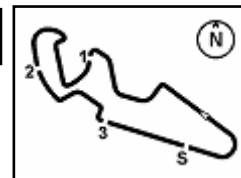
Race Time 24'09.183

05/09/2020 P = Pits In/Out - C = Lap Time Cancelled

These data/results cannot be reproduced, stored and/or transmitted in whole or in part by any manner of electronic, mechanical, photocopying, recording, broadcasting or otherwise now known or herein after developed without the previous express consent by the copyright owner, except for reproduction in daily press and regular printed publications on sale to the public within 60 days of the event related to those data/results and always provided that copyright symbol appears together as follows below.

© DORNA WSBK ORGANIZATION Srl 2020





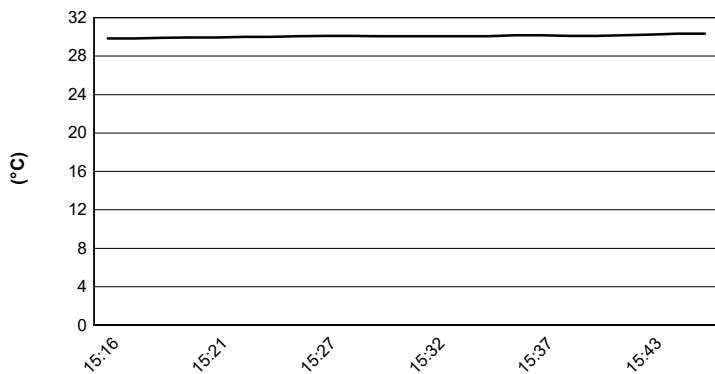
MotorLand Aragon 5.077 m

Pirelli Teruel Round, 4 - 6 September 2020

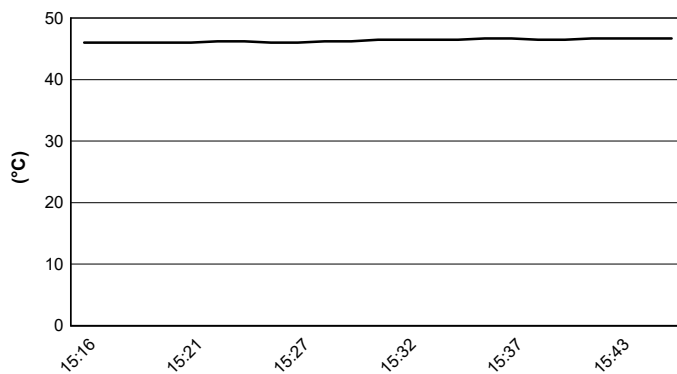
Weather Report Race 1

Session started 15:16 - Session ended 15:46

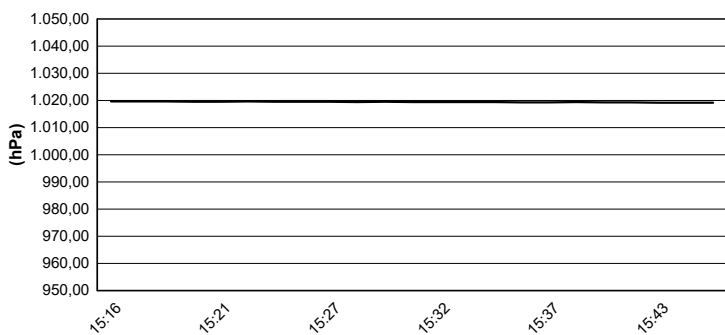
Air Temperature



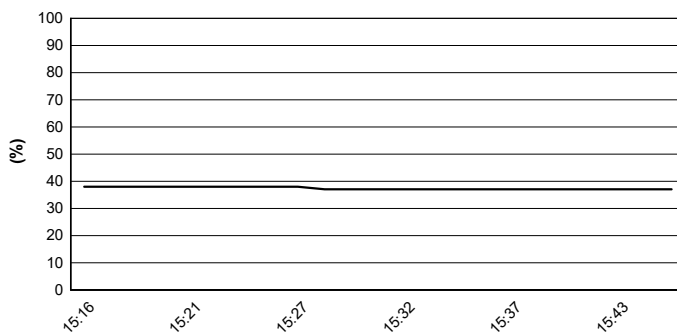
Track Temperature



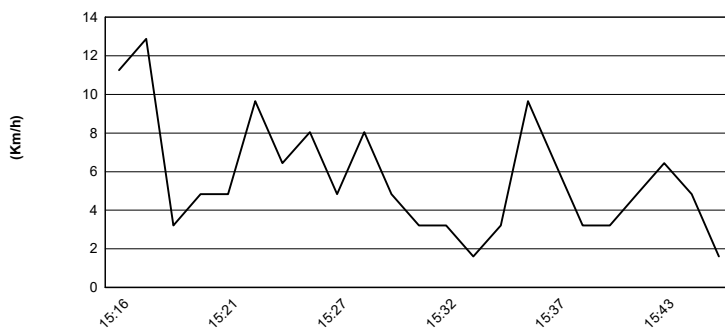
Air Pressure



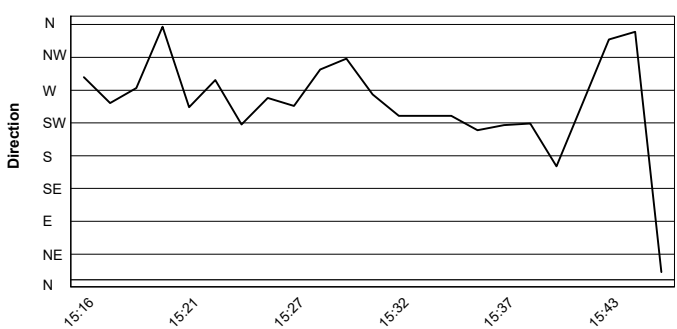
Humidity



Wind Speed



Wind Direction

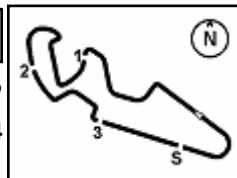


05/09/2020

These data/results cannot be reproduced, stored and/or transmitted in whole or in part by any manner of electronic, mechanical, photocopying, recording, broadcasting or otherwise now known or herein after developed without the previous express consent by the copyright owner, except for reproduction in daily press and regular printed publications on sale to the public within 60 days of the event related to those data/results and always provided that copyright symbol appears together as follows below.

© DORNA WSBK ORGANIZATION Srl 2020





Pirelli Teruel Round, 4 - 6 September 2020

Best Lap & Speed

MotorLand Aragon 5.077 m

No.	Rider Bike	Nat	Best Lap		FP1		FP2		FP3		SP		RC1				
			LL	SPD	LL	SPD	LL	SPD	LL	SPD	LL	SPD	LL	SPD			
1	55 A. LOCATELLI Yamaha YZF R6	ITA	1'53.003		1'54.171	16	270,0	1'54.095	16	266,0	1'53.030	9	271,3	9	268,6	15	266,6
2	32 I. VINALES Yamaha YZF R6	ESP	1'53.213					1'55.166	13	268,6	1'54.543	8	275,5	10	273,4	6	267,3
3	3 R. DE ROSA MV Agusta F3 675	ITA	1'53.497		1'54.632	15	267,3	1'54.871	17	264,7	1'53.833	9	267,3	10	267,3	15	269,3
4	16 J. CLUZEL Yamaha YZF R6	FRA	1'53.687		1'55.092	14	266,6	1'55.228	15	265,3	1'53.989	8	269,3	7	270,6	15	273,4
5	5 P. OETTL Kawasaki ZX-6R	GER	1'53.755		1'55.363	16	268,6	1'55.489	16	264,7	1'53.755	1'54.186	6	264,0	15	267,3	
6	44 L. MAHIAS Kawasaki ZX-6R	FRA	1'54.034		1'54.661	7	261,5	1'55.215	16	266,0		1'54.034	7	267,3	15	267,9	
7	38 H. SOOMER Yamaha YZF R6	EST	1'54.271		1'55.032	14	269,3	1'55.358	13	265,3	1'54.871	8	268,6	8	269,3	15	269,3
8	81 M. GONZALEZ Kawasaki ZX-6R	ESP	1'54.306		1'55.335	14	263,4	1'55.788	14	263,4	1'54.749	10	270,6	10	270,6	15	266,0
9	4 S. ODENDAAL Yamaha YZF R6	RSA	1'54.338		1'55.139	16	266,0	1'55.604	15	266,6	1'54.733	10	271,3	9	267,3		
10	56 P. SEBESTYEN Yamaha YZF R6	HUN	1'54.395		1'55.647	13	261,5	1'55.477	13	262,1	1'55.128	8	272,0	8	265,3	15	265,3
11	61 C. ONCU Kawasaki ZX-6R	TUR	1'54.476		1'56.863	1	257,7	1'56.159	14	258,3	1'54.476	1'54.520	9	264,7	4	264,7	
12	94 C. PEROLARI Yamaha YZF R6	FRA	1'54.543		1'56.192	15	263,4	1'56.298	16	262,7	1'54.543	1'54.568	9	270,0	15	272,7	
13	99 D. WEBB Yamaha YZF R6	GBR	1'54.690		1'56.087	16	265,3	1'56.028	14	266,0	1'55.611	9	267,3	9	267,9	15	270,6
14	22 F. FULIGNI MV Agusta F3 675	ITA	1'54.881		1'55.804	15	265,3	1'56.762	17	261,5	1'55.658	8	263,4	10	270,0	15	270,0
15	83 L. EPIS Yamaha YZF R6	AUS	1'55.200		1'56.760	16	262,1	1'56.901	17	262,7	1'55.821	8	260,2	9	265,3	13	266,0
16	12 A. RUIZ CARRANZA Yamaha YZF R6	ESP	1'55.237		1'56.411	7	263,4	1'56.031	17	267,3	1'56.143	8	271,3	9	269,3	15	275,5
17	9 G. HENDRA PRATAMA Yamaha YZF R6	INA	1'55.247		1'56.312	11	267,9	1'57.479	10	264,7	1'56.495	8	271,3	9	271,3	15	273,4
18	25 A. VERDOIA Yamaha YZF R6	FRA	1'55.257		1'56.662	13	270,0	1'56.667	13	266,0	1'55.385	7	273,4	9	271,3	15	275,5
19	2 L. MONTELLA Yamaha YZF R6	ITA	1'55.266		1'57.459	18	262,1	1'56.953	15	258,9	1'56.399	8	266,6	10	264,7	15	268,6
20	34 K. MANFREDI Yamaha YZF R6	ITA	1'55.304		1'57.439	14	264,7	1'57.224	15	261,5	1'56.101	10	266,6	10	266,0	15	270,0
21	78 H. OKUBO Honda CBR600RR	JPN	1'55.333		1'57.032	11	264,7	1'56.621	15	261,5	1'55.959	8	268,6	9	266,6	12	269,3
22	6 M. HERRERA Yamaha YZF R6	ESP	1'55.465		1'56.287	16	266,6	1'56.968	17	263,4	1'56.468	9	271,3	8	268,6	15	270,0
23	47 A. BASSANI Yamaha YZF R6	ITA	1'55.679		1'56.489	19	263,4	1'56.917	16	262,7	1'56.083	10	269,3	9	262,7	15	271,3
24	84 L. CRESSON Yamaha YZF R6	BEL	1'55.741		1'56.455	15	262,1	1'56.663	16	260,8	1'56.233	10	264,7	10	264,0	15	269,3
25	52 P. HOBELSBERGER Honda CBR600RR	GER	1'55.976		1'57.259	15	260,8	1'57.327	12	258,3	1'56.103	8	267,3	9	266,0	11	265,3

05/09/2020

These data/results cannot be reproduced, stored and/or transmitted in whole or in part by any manner of electronic, mechanical, photocopying, recording, broadcasting or otherwise now known or herein after developed without the previous express consent by the copyright owner, except for reproduction in daily press and regular printed publications on sale to the public within 60 days of the event related to those data/results and always provided that copyright symbol appears together as follows below.

© DORNA WSBK ORGANIZATION Srl 2020

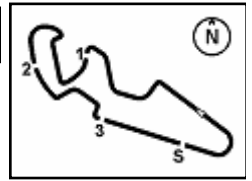
FICR PERUGIA TIMING



Official Tyre Supplier



Official Timekeeper



MotorLand Aragon 5.077 m

Pirelli Teruel Round, 4 - 6 September 2020
Pirelli Best Lap Award

Points	Points From First	Points From Previous	March 1	August 2	August 9	August 30	September 6	September 20	October 4	October 18							
			PHILLIP ISLAND	JEREZ	PORTIMÃO	ARAGON	TERUEL	BARCELONA	MAGNY-COURS	ESTORIL							
1 LOCATELLI Andrea (ITA)	8		1	1 1	1 1	1 1	1										

05/09/2020

These data/results cannot be reproduced, stored and/or transmitted in whole or in part by any manner of electronic, mechanical, photocopying, recording, broadcasting or otherwise now known or herein after developed without the previous express consent by the copyright owner, except for reproduction in daily press and regular printed publications on sale to the public within 60 days of the event related to those data/results and always provided that copyright symbol appears together as follows below.

© DORNA WSBK ORGANIZATION Srl 2020

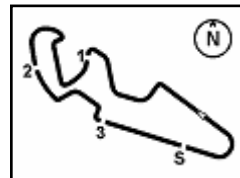
FKR PERUGIA TIMING



Official Tyre Supplier



Official Timekeeper



Pirelli Teruel Round, 4 - 6 September 2020 Championship Standings

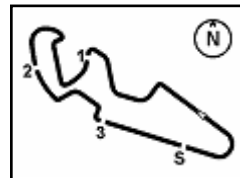
Rank	Rider	Points	Points From First	Points From Previous	March 1 PHILLIP ISLAND		August 2 JEREZ		August 9 PORTIMÃO		August 30 ARAGON		September 6 TERUEL		September 20 BARCELONA		October 4 MAGNY-COURS		October 18 ESTORIL		
					1	2	1	2	1	2	1	2	1	2	1	2	1	2	1	2	
1	LOCATELLI Andrea (ITA)	200			25	25	25	25	25	25	25	25	25								
					1	1	1	1	1	1	1	1	1								
2	CLUZEL Jules (FRA)	146	54		20	20	20	20	10	20	20	20	16								
					2	2	2	2	2	2	2	2	2								
3	MAHIAS Lucas (FRA)	99	101	47	13	13	16	20	11	13	13	13									
					4	4	3	3	3	3	3	3									
4	DE ROSA Raffaele (ITA)	91	109	8			11	11	16	4	13	16	20								
							10	9	5	8	7	6	4								
5	OETTL Philipp (GER)	87	113	4			16	13	9	11	16	11	11								
							8	5	5	5	4	4	5								
6	PEROLARI Corentin (FRA)	79	121	8	16	9	10	13	9	6	9	7									
					3	3	4	4	4	4	5	5	6								
7	ODENDAAL Steven (RSA)	67	133	12	10	10	8	8	13	10	8	8									
					6	6	5	6	7	5	6	7	7								
8	VINALES Isaac (ESP)	63	137	4	8	8	12	11	9	11	16	9	10								
					8	8	12	11	10	7	8	8	8								
9	GONZALEZ Manuel (ESP)	63	137	0	9	8	6	6	10	8	6	10									
					7	7	6	8	9	9	9	9	8								
10	WEBB Danny (GBR)	42	158	21	6	4	5	5	5	7	7	8									
					10	10	11	12	11	12	11	11	10								
11	SOOMER Hannes (EST)	39	161	3	11	6	7	7	8												
					5	5	6	7	8	9	10	10	11								
12	ONCU Can Alexander (TUR)	30	170	9	7	7	4		6	3	3										
					9	9	9	10	12	11	11	12	12								
13	SEBESTYEN Peter (HUN)	27	173	3	4			4	5	5	9	9									
					12	12	15	16	13	13	13	13	13								
14	RUIZ CARRANZA Alejandro (ESP)	20	180	7			5	3		5	2	5									
							13	13	13	15	13	14	14								
15	FULIGNI Federico (ITA)	19	181	1			3	2		4	4	6									
							16	14	15	17	15	15	15								
16	PONS Miquel (ESP)	9	191	10					2	7											
									20	14	15	16	16								
17	HOBELSBERGER Patrick (GER)	6	194	3	5					1											
					11	11	13	14	15	17	17	17	17								
18	MANFREDI Kevin (ITA)	6	194	0					3		3										
									20	20	20	17									
19	CRESSON Loris (BEL)	6	194	0	1	2		1	2												
					15	15	16	18	17	16	17	17	17								
20	HENDRA PRATAMA Galang (INA)	5	195	1					1		4										
									23	24	24	20									
21	BASSANI Axel (ITA)	5	195	0					3		2										
									19	20	20	20	20								
22	VERDOIA Andy (FRA)	5	195	0	3		1				1										
					13	13	16	16	17	19	19	19	20								
23	HERRERA Maria (ESP)	2	198	3						2											
										22	22	23									
24	VAN SIKKELERUS Jaimie (NED)	2	198	0	2																
					14	14	19	19	20	22	22	22	23								
25	OKUBO Hikari (JPN)	1	199	1							1										
											24	25									

05/09/2020 First Line: Championship Standings - Second Line: Ranking Progression

These data/results cannot be reproduced, stored and/or transmitted in whole or in part by any manner of electronic, mechanical, photocopying, recording, broadcasting or otherwise now known or herein after developed without the previous express consent by the copyright owner, except for reproduction in daily press and regular printed publications on sale to the public within 60 days of the event related to those data/results and always provided that copyright symbol appears together as follows below.

© DORNA WSBK ORGANIZATION Srl 2020





Pirelli Teruel Round, 4 - 6 September 2020 Championship Standings

Points	Points From First	Points From Previous	WorldSSP Challenge															
			March 1 PHILLIP ISLAND	August 2 JEREZ	August 9 PORTIMÃO	August 30 ARAGON	September 6 TERUEL	September 20 BARCELONA	October 4 MAGNY-COURS	October 18 ESTORIL								
1 RUIZ CARRANZA Alejandro (ESP)	20		5	3		5	2	5										
			1	1	1	1	1	1										
2 MANFREDI Kevin (ITA)	6 14				3		3											
					2	2	2	2										
3 BASSANI Axel (ITA)	5 15 1				3		2											
					2	2	2	2	3									
4 HERRERA Maria (ESP)	2 18 3						2											
							4	4	4									
5 MONTELLA Luigi (ITA)	1 19 1		1															
			2	2	3	4	5	5	5									

05/09/2020 First Line: Championship Standings - Second Line: Ranking Progression

These data/results cannot be reproduced, stored and/or transmitted in whole or in part by any manner of electronic, mechanical, photocopying, recording, broadcasting or otherwise now known or herein after developed without the previous express consent by the copyright owner, except for reproduction in daily press and regular printed publications on sale to the public within 60 days of the event related to those data/results and always provided that copyright symbol appears together as follows below.

© DORNA WSBK ORGANIZATION Srl 2020

