

Pirelli Teruel Round, 4 - 6 September 2020

Results Race 2

Laps 15 = 76,155 Km - Time of Race 28'46.977 - Avg. 158,750 km/h

Pos	Grid	No. Rider	Nat	Team	Bike	Class	LL	Gap	Rel.	Fastest Lap	Speed	Qualifying	Speed
1	1	55 A. LOCATELLI	ITA	BARDAHL Evan Bros. WorldSSP Team	Yamaha YZF R6		15			1'53.990	274,8	1'53.003	268,7
2	5	44 L. MAHIAS	FRA	Kawasaki Puccetti Racing	Kawasaki ZX-6R		15	6.286	6.286	1'54.336	273,4	1'54.034	267,3
3	2	32 I. VINALES	ESP	Kallio Racing	Yamaha YZF R6		15	7.876	1.590	1'54.516	278,4	1'53.213	273,4
4	6	5 P. OETTL	GER	Kawasaki Puccetti Racing	Kawasaki ZX-6R		15	7.908	0.032	1'54.764	274,8	1'54.186	264,1
5	7	38 H. SOOMER	EST	Kallio Racing	Yamaha YZF R6		15	9.420	1.512	1'54.655	276,9	1'54.271	269,3
6	10	56 P. SEBESTYEN	HUN	OXXO Yamaha Team Toth	Yamaha YZF R6		15	9.607	0.187	1'54.964	274,8	1'54.395	265,4
7	12	94 C. PEROLARI	FRA	GMT94 Yamaha	Yamaha YZF R6		15	9.657	0.050	1'54.825	276,9	1'54.568	270,0
8	8	81 M. GONZALEZ	ESP	Kawasaki ParkinGO Team	Kawasaki ZX-6R		15	9.700	0.043	1'54.732	279,1	1'54.306	270,7
9	9	4 S. ODENDAAL	RSA	EAB Ten Kate Racing	Yamaha YZF R6		15	15.473	5.773	1'55.317	273,4	1'54.338	267,3
10	13	99 D. WEBB	GBR	WRP Wepol Racing	Yamaha YZF R6		15	15.549	0.076	1'55.449	274,1	1'54.690	268,0
11	16	12 A. RUIZ CARRANZA	ESP	EMPERADOR Racing Team	Yamaha YZF R6	*	15	21.285	5.736	1'55.386	277,6	1'55.237	269,3
12	17	9 G. HENDRA PRATAMA	INA	bLU cRU WorldSSP by MS Racing	Yamaha YZF R6		15	22.842	1.557	1'55.789	274,1	1'55.247	271,4
13	23	47 A. BASSANI	ITA	Soradis Yamaha Motoxrcing	Yamaha YZF R6	*	15	23.234	0.392	1'55.824	277,6	1'55.679	262,8
14	14	22 F. FULIGNI	ITA	MV Agusta Reparto Corse	MV Agusta F3 675		15	24.014	0.780	1'55.542	272,7	1'54.881	270,0
15	18	25 A. VERDOIA	FRA	bLU cRU WorldSSP by MS Racing	Yamaha YZF R6		15	29.699	5.685	1'56.210	274,8	1'55.257	271,4
16	24	84 L. CRESSON	BEL	OXXO Yamaha Team Toth	Yamaha YZF R6		15	29.794	0.095	1'56.151	272,0	1'55.741	264,1
17	22	6 M. HERRERA	ESP	Altogoo Racing Team	Yamaha YZF R6		15	29.932	0.138	1'56.249	276,9	1'55.465	268,7
18	15	83 L. EPIS	AUS	MPM Routz Racing Team	Yamaha YZF R6		15	30.389	0.457	1'56.210	268,0	1'55.200	265,4
19	25	52 P. HOBELBERGER	GER	Dynavolt Honda	Honda CBR600RR		15	41.424	11.035	1'56.753	269,3	1'55.976	266,0
-----Not Classified-----													
RET	3	3 R. DE ROSA	ITA	MV Agusta Reparto Corse	MV Agusta F3 675		5	10 Laps		1'54.503	274,8	1'53.497	267,3
RET	11	61 C. ONCU	TUR	Turkish Racing Team	Kawasaki ZX-6R		4	11 Laps		1'56.563	272,0	1'54.520	264,7
RET	4	16 J. CLUZEL	FRA	GMT94 Yamaha	Yamaha YZF R6		3	12 Laps		1'54.777	270,0	1'53.687	270,7
RET	20	34 K. MANFREDI	ITA	Altogoo Racing Team	Yamaha YZF R6	*	1	14 Laps			271,4	1'55.304	266,0
RET	19	2 L. MONTELLA	ITA	DK MOTORSPORT	Yamaha YZF R6	*	0					1'55.266	264,7
NS	21	78 H. OKUBO	JPN	Dynavolt Honda	Honda CBR600RR							1'55.333	266,7

AIR	Humidity:	51%	Temp:	23°C
TRACK	Condition:	Dry	Temp:	36°C

LAP LEADERS				
No. Rider	From	To	Laps	Total
16 J. CLUZEL	1	3	3	3
55 A. LOCATELLI	4	15	12	12

TOTAL LEADER LAPS	
No. Rider	Laps
55 A. LOCATELLI	115
16 J. CLUZEL	20
44 L. MAHIAS	1
74 J. VAN SIKKELERUS	1
94 C. PEROLARI	1

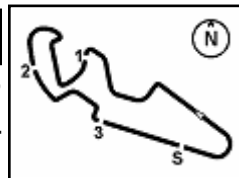
* WorldSSP Challenge

Fastest Lap: #55 Locatelli A. on lap 8 in 1'53.990

Start 06/09/2020 12:30 End 13:01 The results are provisional until the end of the time limit for protests and appeals and the completion of the technical checks.

These data/results cannot be reproduced, stored and/or transmitted in whole or in part by any manner of electronic, mechanical, photocopying, recording, broadcasting or otherwise now known or herein after developed without the previous express consent by the copyright owner, except for reproduction in daily press and regular printed publications on sale to the public within 60 days of the event related to those data/results and always provided that copyright symbol appears together as follows below.

© DORNA WSBK ORGANIZATION Srl 2020



Pirelli Teruel Round, 4 - 6 September 2020

Results Race 2

Race Highlights

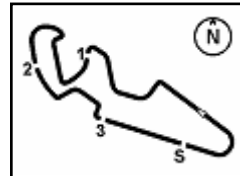
Time	No. Rider	Description
12.20.20	78 Okubo	will not take part in the race. Declared unfit after WUP
12.28.00		Warm-up Lap Start
12.30.38	2 Montella	Entered Pits
12.30.57		Start
12.32.29	61 Oncu	On Asphalt - Re-Joined - Turn 12
12.32.36		No Jump Start
12.33.24	34 Manfredi	Crashed - Turn 2
12.33.45	2 Montella	Out
12.33.59	34 Manfredi	Out
12.36.54	3 De Rosa	Crashed - Turn 1
12.36.54	16 Cluzel	Crashed - Turn 1
12.37.28	3 De Rosa	Re-joined
12.39.29	61 Oncu	Entered Pits
12.39.46		Incident Involving 3 and 16 under investigation
12.40.13	61 Oncu	Retired
12.40.52	16 Cluzel	Out
12.41.49	3 De Rosa	Entered Pits
12.44.38	16 Cluzel	Medical Centre
12.46.09	3 De Rosa	Retired
12.46.33		New Best Race Lap
12.46.52		Incident Involving 3 and 16 will be investigated after the race
12.50.11		2/3 of Race Distance Completed
13.01.04		End Of Session

06/09/2020 Start End The results are provisional until the end of the time limit for protests and appeals and the completion of the technical checks.

These data/results cannot be reproduced, stored and/or transmitted in whole or in part by any manner of electronic, mechanical, photocopying, recording, broadcasting or otherwise now known or herein after developed without the previous express consent by the copyright owner, except for reproduction in daily press and regular printed publications on sale to the public within 60 days of the event related to those data/results and always provided that copyright symbol appears together as follows below.

© DORNA WSBK ORGANIZATION Srl 2020





Pirelli Teruel Round, 4 - 6 September 2020

Lap Chart Race 2

		Lap														
	1	2	3	4	5	6	7	8	9	10	11	12	13	14	15	
1	16	16	16	55	55	55	55	55	55	55	55	55	55	55	55	
2	32	55	3	44	44	44	44	44	44	44	44	44	44	44	44	
3	55	32	55	32	32	32	5	5	5	5	5	5	5	5	32	
4	44	3	44	94	94	5	32	32	32	94	32	94	32	32	5	
5	3	44	32	5	5	94	94	94	94	32	94	32	94	94	38	
6	94	94	94	81	81	38	38	38	38	38	38	38	38	81	56	
7	5	5	5	38	38	81	81	81	81	81	81	81	81	81	38	
8	4	81	81	56	56	56	56	56	56	56	56	56	56	56	81	
9	81	4	38	4	4	4	4	4	4	99	99	99	99	99	4	
10	38	38	56	99	99	99	99	99	99	99	99	4	4	4	99	
11	56	56	4	12	12	12	12	12	12	12	12	12	12	12	12	
12	99	99	99	9	9	9	9	9	9	9	9	9	9	9	9	
13	9	12	12	83	47	22	22	22	22	22	22	22	22	22	47	
14	83	9	9	47	83	47	47	47	47	47	47	47	47	47	22	
15	12	83	83	22	22	83	83	83	83	84	84	84	6	25	25	
16	25	22	47	6	84	84	84	84	84	83	6	6	84	84	84	
17	22	47	22	84	6	6	6	6	6	83	83	25	6	6	6	
18	47	25	61	25	25	25	25	25	25	25	25	25	83	83	83	
19	61	61	25	52	52	52	52	52	52	52	52	52	52	52	52	
20	34	6	6	61	3											
21	6	84	84	3												
22	84	52	52													
23	52															

Final Result		
1	55 A. LOCATELLI	Laps 15
2	44 L. MAHIAS	6.286
3	32 I. VINALES	7.876
4	5 P. OETTL	7.908
5	38 H. SOOMER	9.420
6	56 P. SEBESTYEN	9.607
7	94 C. PEROLARI	9.657
8	81 M. GONZALEZ	9.700
9	4 S. ODENDAAL	15.473
10	99 D. WEBB	15.549
11	12 A. RUIZ CARRANZA	21.285
12	9 G. HENDRA PRATAM	22.842
13	47 A. BASSANI	23.234
14	22 F. FULIGNI	24.014
15	25 A. VERDOIA	29.699
16	84 L. CRESSON	29.794
17	6 M. HERRERA	29.932
18	83 L. EPIS	30.389
19	52 P. HOBELSBERGER	41.424
RET	3 R. DE ROSA	10 Laps
RET	61 C. ONCU	11 Laps
RET	16 J. CLUZEL	12 Laps
RET	34 K. MANFREDI	14 Laps
RET	2 L. MONTELLA	
NS	78 H. OKUBO	

06/09/2020

These data/results cannot be reproduced, stored and/or transmitted in whole or in part by any manner of electronic, mechanical, photocopying, recording, broadcasting or otherwise now known or herein after developed without the previous express consent by the copyright owner, except for reproduction in daily press and regular printed publications on sale to the public within 60 days of the event related to those data/results and always provided that copyright symbol appears together as follows below.

© DORNA WSBK ORGANIZATION Srl 2020

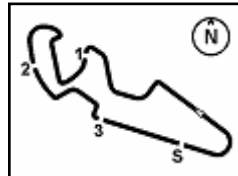
FICR PERUGIA TIMING



Official Tyre Supplier



Official Timekeeper



Pirelli Teruel Round, 4 - 6 September 2020

Lap Chart Race 2

Lap 1		
1	16	J.Cluzel 1'57.381
2	32	I.Vinales 0.074
3	55	A.Locatelli 0.224
4	44	L.Mahias 0.345
5	3	R.De Rosa 0.488
6	94	C.Perolari 0.867
7	5	P.Oettl 1.150
8	4	S.Odendaal 1.942
9	81	M.Gonzalez 2.020
10	38	H.Soomer 2.112
11	56	P.Sebestyen 2.240
12	99	D.Webb 2.810
13	9	G.Hendra Pratama 3.261
14	83	L.Epis 3.463
15	12	A.Ruiz Carranza 3.525
16	25	A.Verdoia 4.188
17	22	F.Fulgini 4.366
18	47	A.Bassani 4.596
19	61	C.Oncu 4.768
20	34	K.Manfredi 5.113
21	6	M.Herrera 5.286
22	84	L.Cresson 5.403
23	52	P.Hobelsberger 5.812

Lap 2		
1	16	J.Cluzel 3'52.431
2	55	A.Locatelli 0.131
3	32	I.Vinales 0.321
4	3	R.De Rosa 0.366
5	44	L.Mahias 0.475
6	94	C.Perolari 0.769
7	5	P.Oettl 1.026
8	81	M.Gonzalez 1.887
9	4	S.Odendaal 2.598
10	38	H.Soomer 2.655
11	56	P.Sebestyen 2.689
12	99	D.Webb 3.430
13	12	A.Ruiz Carranza 4.125
14	9	G.Hendra Pratama 4.525
15	83	L.Epis 4.997
16	22	F.Fulgini 6.328
17	47	A.Bassani 6.362
18	25	A.Verdoia 6.788
19	61	C.Oncu 7.042
20	6	M.Herrera 7.668
21	84	L.Cresson 7.767
22	52	P.Hobelsberger 8.201

Lap 3		
1	16	J.Cluzel 5'47.208
2	3	R.De Rosa 0.092
3	55	A.Locatelli 0.273
4	44	L.Mahias 0.394
5	32	I.Vinales 0.604
6	94	C.Perolari 0.817
7	5	P.Oettl 1.013
8	81	M.Gonzalez 1.842
9	38	H.Soomer 2.620
10	56	P.Sebestyen 2.876
11	4	S.Odendaal 3.513
12	99	D.Webb 4.162
13	12	A.Ruiz Carranza 4.818
14	9	G.Hendra Pratama 5.537
15	83	L.Epis 6.430
16	47	A.Bassani 7.773
17	22	F.Fulgini 8.693
18	61	C.Oncu 8.828
19	25	A.Verdoia 9.126
20	6	M.Herrera 9.175
21	84	L.Cresson 9.287
22	52	P.Hobelsberger 10.364

Lap 4		
-------	--	--

1	55	A.Locatelli 7'41.719
2	44	L.Mahias 0.219
3	32	I.Vinales 0.609
4	94	C.Perolari 1.198
5	5	P.Oettl 1.573
6	81	M.Gonzalez 2.643
7	38	H.Soomer 3.416
8	56	P.Sebestyen 3.698
9	4	S.Odendaal 4.319
10	99	D.Webb 5.490
11	12	A.Ruiz Carranza 5.840
12	9	G.Hendra Pratama 6.961
13	83	L.Epis 8.785
14	47	A.Bassani 9.423
15	22	F.Fulgini 9.819
16	6	M.Herrera 11.533
17	84	L.Cresson 11.660
18	25	A.Verdoia 12.293
19	52	P.Hobelsberger 13.017
20	61	C.Oncu 58.979
21	3	R.De Rosa 1'01.826

Lap 5		
1	55	A.Locatelli 9'36.249
2	44	L.Mahias 0.170
3	32	I.Vinales 0.856
4	94	C.Perolari 2.244
5	5	P.Oettl 2.293
6	81	M.Gonzalez 3.514
7	38	H.Soomer 3.541
8	56	P.Sebestyen 4.229
9	4	S.Odendaal 5.121
10	99	D.Webb 6.524
11	12	A.Ruiz Carranza 6.696
12	9	G.Hendra Pratama 8.465
13	47	A.Bassani 11.156
14	83	L.Epis 11.364
15	22	F.Fulgini 11.436
16	84	L.Cresson 13.963
17	6	M.Herrera 14.046
18	25	A.Verdoia 14.377
19	52	P.Hobelsberger 15.826
20	3	R.De Rosa 1'25.305

Lap 6		
1	55	A.Locatelli 11'30.648
2	44	L.Mahias 0.218
3	32	I.Vinales 3.005
4	5	P.Oettl 3.056
5	94	C.Perolari 3.239
6	38	H.Soomer 3.979
7	81	M.Gonzalez 4.367
8	56	P.Sebestyen 4.825
9	4	S.Odendaal 6.557
10	99	D.Webb 7.574
11	12	A.Ruiz Carranza 8.176
12	9	G.Hendra Pratama 10.296
13	22	F.Fulgini 12.960
14	47	A.Bassani 13.018
15	83	L.Epis 13.606
16	84	L.Cresson 15.890
17	6	M.Herrera 16.035
18	25	A.Verdoia 16.404
19	52	P.Hobelsberger 18.180

Lap 7		
1	55	A.Locatelli 13'25.084
2	44	L.Mahias 0.166
3	5	P.Oettl 4.188
4	32	I.Vinales 4.405
5	94	C.Perolari 4.561
6	38	H.Soomer 4.681
7	81	M.Gonzalez 4.848
8	56	P.Sebestyen 5.714
9	4	S.Odendaal 7.865

10	99	D.Webb 8.937
11	12	A.Ruiz Carranza 9.519
12	9	G.Hendra Pratama 11.789
13	22	F.Fulgini 14.720
14	47	A.Bassani 14.871
15	83	L.Epis 15.489
16	84	L.Cresson 17.862
17	6	M.Herrera 17.996
18	25	A.Verdoia 18.428
19	52	P.Hobelsberger 20.815

Lap 8		
1	55	A.Locatelli 15'19.074
2	44	L.Mahias 0.913
3	5	P.Oettl 5.463
4	32	I.Vinales 5.630
5	94	C.Perolari 5.920
6	38	H.Soomer 6.138
7	81	M.Gonzalez 6.234
8	56	P.Sebestyen 6.755
9	4	S.Odendaal 9.641
10	99	D.Webb 10.546
11	12	A.Ruiz Carranza 11.311
12	9	G.Hendra Pratama 13.879
13	22	F.Fulgini 16.676
14	47	A.Bassani 16.764
15	83	L.Epis 18.579
16	84	L.Cresson 20.254
17	6	M.Herrera 20.406
18	25	A.Verdoia 20.720
19	52	P.Hobelsberger 23.673

Lap 9		
1	55	A.Locatelli 17'13.760
2	44	L.Mahias 1.454
3	5	P.Oettl 6.196
4	32	I.Vinales 6.452
5	94	C.Perolari 6.517
6	38	H.Soomer 6.883
7	81	M.Gonzalez 7.277
8	56	P.Sebestyen 7.443
9	4	S.Odendaal 11.045
10	99	D.Webb 11.490
11	12	A.Ruiz Carranza 12.331
12	9	G.Hendra Pratama 15.563
13	22	F.Fulgini 17.532
14	47	A.Bassani 17.902
15	83	L.Epis 20.697
16	84	L.Cresson 21.719
17	6	M.Herrera 21.969
18	25	A.Verdoia 22.244
19	52	P.Hobelsberger 25.892

Lap 10		
1	55	A.Locatelli 19'08.892
2	44	L.Mahias 2.114
3	5	P.Oettl 7.285
4	94	C.Perolari 7.408
5	32	I.Vinales 7.555
6	38	H.Soomer 7.722
7	81	M.Gonzalez 7.815
8	56	P.Sebestyen 8.185
9	4	S.Odendaal 12.162
10	99	D.Webb 12.328
11	12	A.Ruiz Carranza 13.042
12	9	G.Hendra Pratama 17.202
13	22	F.Fulgini 18.383
14	47	A.Bassani 18.681
15	84	L.Cresson 22.776
16	83	L.Epis 22.821
17	6	M.Herrera 23.207
18	25	A.Verdoia 23.978
19	52	P.Hobelsberger 28.045

Lap 11		
1	55	A.Locatelli 21'03.802
2	44	L.Mahias 3.055
3	5	P.Oettl 8.133
4	32	I.Vinales 8.325
5	94	C.Perolari 8.373
6	38	H.Soomer 8.557
7	81	M.Gonzalez 8.838
8	56	P.Sebestyen 9.238
9	99	D.Webb 13.284
10	4	S.Odendaal 13.424
11	12	A.Ruiz Carranza 14.096
12	9	G.Hendra Pratama 18.934
13	22	F.Fulgini 19.702
14	47	A.Bassani 19.784
15	84	L.Cresson 24.472
16	6	M.Herrera 24.895
17	83	L.Epis 25.015
18	25	A.Verdoia 25.637
19	52	P.Hobelsberger 31.044

Lap 12		
1	55	A.Locatelli 22'59.037
2	44	L.Mahias 4.077
3	5	P.Oettl 8.647
4	94	C.Perolari 8.894
5	32	I.Vinales 8.968
6	38	H.Soomer 9.320
7	81	M.Gonzalez 9.433
8	56	P.Sebestyen 9.566
9	99	D.Webb 14.200
10	4	S.Odendaal 14.448
11	12	A.Ruiz Carranza 15.094
12	9	G.Hendra Pratama 20.450
13	22	F.Fulgini 20.600
14	47	A.Bassani 20.752
15	84	L.Cresson 25.839
16	6	M.Herrera 25.976
17	83	L.Epis 26.474
18	25	A.Verdoia 26.713
19	52	P.Hobelsberger 33.708

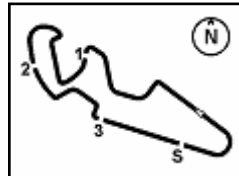
Lap 13		
1	55	A.Locatelli 24'54.627
2	44	L.Mahias 4.729
3	5	P.Oettl 8.528
4	32	I.Vinales 8.921
5	94	C.Perolari 9.029
6	38	H.Soomer 9.309
7	81	M.Gonzalez 9.425
8	56	P.Sebestyen 9.708
9	99	D.Webb 14.709
10	4	S.Odendaal 14.866
11	12	A.Ruiz Carranza 17.294
12	9	G.Hendra Pratama 21.995
13	22	F.Fulgini 22.102
14	47	A.Bassani 22.152
15	6	M.Herrera 27.140
16	84	L.Cresson 27.215
17	25	A.Verdoia 27.650
18	83	L.Epis 27.723
19	52	P.Hobelsberger 36.225

Lap 14		
1	55	A.Locatelli 26'50.594
2	44	L.Mahias 5.481
3	5	P.Oettl 8.394
4	32	I.Vinales 8.559
5	94	C.Perolari 9.237
6	81	M.Gonzalez 9.734
7	38	H.Soomer 9.851
8	56	P.Sebestyen 9.873
9	99	D.Webb 15.620
10	4	S.Odendaal 15.694

06/09/2020

These data/results cannot be reproduced, stored and/or transmitted in whole or in part by any manner of electronic, mechanical, photocopying, recording, broadcasting or otherwise now known or herein after developed without the previous express consent by the copyright owner, except for reproduction in daily press and regular printed publications on sale to the public within 60 days of the event related to those data/results and always provided that copyright symbol appears together as follows below.

© DORNA WSBK ORGANIZATION Srl 2020



Pirelli Teruel Round, 4 - 6 September 2020

Lap Chart Race 2

11	12	A.Ruiz Carranza	18.999
12	9	G.Hendra Pratama	22.306
13	22	F.Fulgini	23.152
14	47	A.Bassani	23.212
15	25	A.Verdoia	28.848
16	84	L.Cresson	28.903
17	6	M.Herrera	29.009
18	83	L.Epis	29.215
19	52	P.Hobelsberger	38.752

Lap 15

1	55	A.Locatelli	28'46.977
2	44	L.Mahias	6.286
3	32	I.Vinales	7.876
4	5	P.Oettl	7.908
5	38	H.Soomer	9.420
6	56	P.Sebestyen	9.607
7	94	C.Perolari	9.657
8	81	M.Gonzalez	9.700
9	4	S.Odendaal	15.473
10	99	D.Webb	15.549
11	12	A.Ruiz Carranza	21.285
12	9	G.Hendra Pratama	22.842
13	47	A.Bassani	23.234
14	22	F.Fulgini	24.014
15	25	A.Verdoia	29.699
16	84	L.Cresson	29.794
17	6	M.Herrera	29.932
18	83	L.Epis	30.389
19	52	P.Hobelsberger	41.424

06/09/2020

These data/results cannot be reproduced, stored and/or transmitted in whole or in part by any manner of electronic, mechanical, photocopying, recording, broadcasting or otherwise now known or herein after developed without the previous express consent by the copyright owner, except for reproduction in daily press and regular printed publications on sale to the public within 60 days of the event related to those data/results and always provided that copyright symbol appears together as follows below.

© DORNA WSBK ORGANIZATION Srl 2020

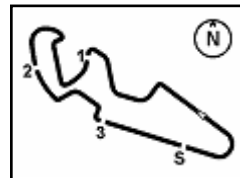
FICR PERUGIA TIMING



Official Tyre Supplier



Official Timekeeper



Pirelli Teruel Round, 4 - 6 September 2020

Lap Chart Race 2

Race Pace Comparison

	55 Loc	44 Mah	32 Vin	5 Oet	38 Soo	56 Seb	94 Per	81 Gon	4 Ode	99 Web	12 Rui	9 Hen	47 Bas	22 Ful
1	1'57.605	1'57.726	1'57.455	1'58.531	1'59.493	1'59.621	1'58.248	1'59.401	1'59.323	2'00.191	2'00.906	2'00.642	2'01.977	2'01.747
2	1'54.957	1'55.180	1'55.297	1'54.926	1'55.593	1'55.499	1'54.952	1'54.917	1'55.706	1'55.670	1'55.650	1'56.314	1'56.816	1'57.012
3	1'54.919	1'54.696	1'55.060	1'54.764	1'54.742	1'54.964	1'54.825	1'54.732	1'55.692	1'55.509	1'55.470	1'55.789	1'56.188	1'57.142
4	1'54.238	1'54.336	1'54.516	1'55.071	1'55.307	1'55.333	1'54.892	1'55.312	1'55.317	1'55.839	1'55.533	1'55.935	1'56.161	1'55.637
5	1'54.530	1'54.481	1'54.777	1'55.250	1'54.655	1'55.061	1'55.576	1'55.401	1'55.332	1'55.564	1'55.386	1'56.034	1'56.263	1'56.147
6	1'54.399	1'54.447	1'56.548	1'55.162	1'54.837	1'54.995	1'55.394	1'55.252	1'55.835	1'55.449	1'55.879	1'56.230	1'56.261	1'55.923
7	1'54.436	1'54.384	1'55.836	1'55.568	1'55.138	1'55.325	1'55.758	1'54.917	1'55.744	1'55.799	1'55.779	1'55.929	1'56.289	1'56.196
8	1'53.990	1'54.737	1'55.215	1'55.265	1'55.447	1'55.031	1'55.349	1'55.376	1'55.766	1'55.599	1'55.782	1'56.080	1'55.883	1'55.946
9	1'54.686	1'55.227	1'55.508	1'55.419	1'55.431	1'55.374	1'55.283	1'55.729	1'56.090	1'55.630	1'55.706	1'56.370	1'55.824	1'55.542
10	1'55.132	1'55.792	1'56.235	1'56.221	1'55.971	1'55.874	1'56.023	1'55.670	1'56.249	1'55.970	1'55.843	1'56.771	1'55.911	1'55.983
11	1'54.910	1'55.851	1'55.680	1'55.758	1'55.745	1'55.963	1'55.875	1'55.933	1'56.172	1'55.866	1'55.964	1'56.642	1'56.013	1'56.229
12	1'55.235	1'56.257	1'55.878	1'55.749	1'55.998	1'55.563	1'55.756	1'55.830	1'56.259	1'56.151	1'56.233	1'56.751	1'56.203	1'56.133
13	1'55.590	1'56.242	1'55.543	1'55.471	1'55.579	1'55.732	1'55.725	1'55.582	1'56.008	1'56.099	1'57.790	1'57.135	1'56.990	1'57.092
14	1'55.967	1'56.719	1'55.605	1'55.833	1'56.509	1'56.132	1'56.175	1'56.276	1'56.795	1'56.878	1'57.672	1'56.278	1'57.027	1'57.017
15	1'56.383	1'57.188	1'55.700	1'55.897	1'55.952	1'56.117	1'56.803	1'56.349	1'56.162	1'56.312	1'58.669	1'56.919	1'56.405	1'57.245

	25 Ver	84 Cre	6 Her	83 Epi	52 Hob	3 DeR	61 Onc	16 Clu	34 Man
1	2'01.569	2'02.784	2'02.667	2'00.844	2'03.193	1'57.869	2'02.149	1'57.381	2'02.494
2	1'57.650	1'57.414	1'57.432	1'56.584	1'57.439	1'54.928	1'57.324	1'55.050	
3	1'57.115	1'56.297	1'56.284	1'56.210	1'56.940	1'54.503	1'56.563	1'54.777	
4	1'57.678	1'56.884	1'56.869	1'56.866	1'57.164	2'56.245	2'44.662		
5	1'56.614	1'56.833	1'57.043	1'57.109	1'57.339	2'18.009			
6	1'56.426	1'56.326	1'56.388	1'56.641	1'56.753				
7	1'56.460	1'56.408	1'56.397	1'56.319	1'57.071				
8	1'56.282	1'56.382	1'56.400	1'57.080	1'56.848				
9	1'56.210	1'56.151	1'56.249	1'56.804	1'56.905				
10	1'56.866	1'56.189	1'56.370	1'57.256	1'57.285				
11	1'56.569	1'56.606	1'56.598	1'57.104	1'57.909				
12	1'56.311	1'56.602	1'56.316	1'56.694	1'57.899				
13	1'56.527	1'56.966	1'56.754	1'56.839	1'58.107				
14	1'57.165	1'57.655	1'57.836	1'57.459	1'58.494				
15	1'57.234	1'57.274	1'57.306	1'57.557	1'59.055				

06/09/2020

These data/results cannot be reproduced, stored and/or transmitted in whole or in part by any manner of electronic, mechanical, photocopying, recording, broadcasting or otherwise now known or herein after developed without the previous express consent by the copyright owner, except for reproduction in daily press and regular printed publications on sale to the public within 60 days of the event related to those data/results and always provided that copyright symbol appears together as follows below.

© DORNA WSBK ORGANIZATION Srl 2020

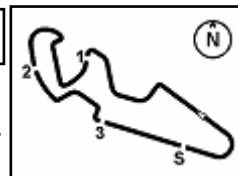
FICR PERUGIA TIMING



Official Tyre Supplier



Official Timekeeper


Pirelli Teruel Round, 4 - 6 September 2020
Best Sector & Speed Race 2
RESULTS

1	55 A. LOCATELLI	Yamaha YZF R6	Laps 15
2	44 L. MAHIAS	Kawasaki ZX-6R	6.286
3	32 I. VINALES	Yamaha YZF R6	7.876
4	5 P. OETTL	Kawasaki ZX-6R	7.908
5	38 H. SOOMER	Yamaha YZF R6	9.420
6	56 P. SEBESTYEN	Yamaha YZF R6	9.607
7	94 C. PEROLARI	Yamaha YZF R6	9.657
8	81 M. GONZALEZ	Kawasaki ZX-6R	9.700
9	4 S. ODENDAAL	Yamaha YZF R6	15.473
10	99 D. WEBB	Yamaha YZF R6	15.549
11	12 A. RUIZ CARRANZA	Yamaha YZF R6	21.285
12	9 G. HENDRA PRATAMA	Yamaha YZF R6	22.842
13	47 A. BASSANI	Yamaha YZF R6	23.234
14	22 F. FULIGNI	MV Agusta F3 675	24.014
15	25 A. VERDOIA	Yamaha YZF R6	29.699
16	84 L. CRESSON	Yamaha YZF R6	29.794
17	6 M. HERRERA	Yamaha YZF R6	29.932
18	83 L. EPIS	Yamaha YZF R6	30.389
19	52 P. HOBELSBERGER	Honda CBR600RR	41.424
RET	3 R. DE ROSA	MV Agusta F3 675	10 Laps
RET	61 C. ONCU	Kawasaki ZX-6R	11 Laps
RET	16 J. CLUZEL	Yamaha YZF R6	12 Laps
RET	34 K. MANFREDI	Yamaha YZF R6	14 Laps
RET	2 L. MONTELLA	Yamaha YZF R6	
NS	78 H. OKUBO	Honda CBR600RR	

SPEED

1	81 M. GONZALEZ	Kawasaki ZX-6R	279,1
2	32 I. VINALES	Yamaha YZF R6	278,4
3	12 A. RUIZ CARRANZA	Yamaha YZF R6	277,6
4	47 A. BASSANI	Yamaha YZF R6	277,6
5	38 H. SOOMER	Yamaha YZF R6	276,9
6	94 C. PEROLARI	Yamaha YZF R6	276,9
7	6 M. HERRERA	Yamaha YZF R6	276,9
8	25 A. VERDOIA	Yamaha YZF R6	274,8
9	3 R. DE ROSA	MV Agusta F3 675	274,8
10	56 P. SEBESTYEN	Yamaha YZF R6	274,8
11	55 A. LOCATELLI	Yamaha YZF R6	274,8
12	5 P. OETTL	Kawasaki ZX-6R	274,8
13	99 D. WEBB	Yamaha YZF R6	274,1
14	9 G. HENDRA PRATAMA	Yamaha YZF R6	274,1
15	44 L. MAHIAS	Kawasaki ZX-6R	273,4
16	4 S. ODENDAAL	Yamaha YZF R6	273,4
17	22 F. FULIGNI	MV Agusta F3 675	272,7
18	61 C. ONCU	Kawasaki ZX-6R	272,0
19	84 L. CRESSON	Yamaha YZF R6	272,0
20	34 K. MANFREDI	Yamaha YZF R6	271,4
21	16 J. CLUZEL	Yamaha YZF R6	270,0
22	52 P. HOBELSBERGER	Honda CBR600RR	269,3
23	83 L. EPIS	Yamaha YZF R6	268,0

SEG. 1

1	55 A. LOCATELLI	32.305
2	44 L. MAHIAS	32.335
3	5 P. OETTL	32.444
4	38 H. SOOMER	32.466
5	81 M. GONZALEZ	32.467
6	56 P. SEBESTYEN	32.525
7	3 R. DE ROSA	32.541
8	32 I. VINALES	32.560
9	94 C. PEROLARI	32.562
10	99 D. WEBB	32.621
11	16 J. CLUZEL	32.634
12	4 S. ODENDAAL	32.668
13	22 F. FULIGNI	32.724
14	12 A. RUIZ CARRANZA	32.806
15	9 G. HENDRA PRATAMA	32.842
16	83 L. EPIS	32.870
17	61 C. ONCU	32.923
18	47 A. BASSANI	32.946
19	84 L. CRESSON	32.949
20	52 P. HOBELSBERGER	33.013
21	25 A. VERDOIA	33.017
22	6 M. HERRERA	33.045
23	34 K. MANFREDI	37.733

SEG. 2

1	44 L. MAHIAS	31.899
2	32 I. VINALES	31.944
3	94 C. PEROLARI	32.015
4	55 A. LOCATELLI	32.019
5	38 H. SOOMER	32.100
6	3 R. DE ROSA	32.119
7	5 P. OETTL	32.154
8	16 J. CLUZEL	32.178
9	56 P. SEBESTYEN	32.179
10	81 M. GONZALEZ	32.225
11	4 S. ODENDAAL	32.250
12	12 A. RUIZ CARRANZA	32.296
13	22 F. FULIGNI	32.371
14	99 D. WEBB	32.382
15	47 A. BASSANI	32.393
16	84 L. CRESSON	32.447
17	83 L. EPIS	32.552
18	9 G. HENDRA PRATAMA	32.553
19	61 C. ONCU	32.601
20	25 A. VERDOIA	32.629
21	6 M. HERRERA	32.665
22	52 P. HOBELSBERGER	32.744
23	34 K. MANFREDI	33.425

SEG. 3

1	55 A. LOCATELLI	21.703
2	44 L. MAHIAS	21.748
3	38 H. SOOMER	21.825
4	32 I. VINALES	21.831
5	81 M. GONZALEZ	21.905
6	3 R. DE ROSA	21.929
7	16 J. CLUZEL	21.951
8	56 P. SEBESTYEN	22.009
9	94 C. PEROLARI	22.029
10	5 P. OETTL	22.032
11	22 F. FULIGNI	22.085
12	99 D. WEBB	22.097
13	4 S. ODENDAAL	22.103
14	12 A. RUIZ CARRANZA	22.134
15	47 A. BASSANI	22.146
16	6 M. HERRERA	22.172
17	9 G. HENDRA PRATAMA	22.191
18	84 L. CRESSON	22.196
19	83 L. EPIS	22.241
20	25 A. VERDOIA	22.255
21	52 P. HOBELSBERGER	22.284
22	61 C. ONCU	22.534
23	34 K. MANFREDI	22.956

SEG. 4

1	3 R. DE ROSA	27.856
2	5 P. OETTL	27.860
3	12 A. RUIZ CARRANZA	27.866
4	55 A. LOCATELLI	27.876
5	44 L. MAHIAS	27.897
6	94 C. PEROLARI	27.931
7	32 I. VINALES	27.967
8	81 M. GONZALEZ	27.986
9	56 P. SEBESTYEN	28.000
10	38 H. SOOMER	28.010
11	16 J. CLUZEL	28.014
12	9 G. HENDRA PRATAMA	28.019
13	99 D. WEBB	28.071
14	4 S. ODENDAAL	28.084
15	84 L. CRESSON	28.108
16	47 A. BASSANI	28.134
17	25 A. VERDOIA	28.146
18	22 F. FULIGNI	28.162
19	61 C. ONCU	28.164
20	6 M. HERRERA	28.173
21	83 L. EPIS	28.359
22	34 K. MANFREDI	28.380
23	52 P. HOBELSBERGER	28.454

06/09/2020

These data/results cannot be reproduced, stored and/or transmitted in whole or in part by any manner of electronic, mechanical, photocopying, recording, broadcasting or otherwise now known or herein after developed without the previous express consent by the copyright owner, except for reproduction in daily press and regular printed publications on sale to the public within 60 days of the event related to those data/results and always provided that copyright symbol appears together as follows below.

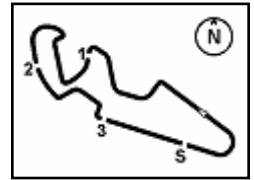
© DORNA WSBK ORGANIZATION Srl 2020

FICR PERUGIA TIMING


Official Tyre Supplier



Official Timekeeper


Pirelli Teruel Round, 4 - 6 September 2020
Chronological Analysis Race 2

Start at 12:30'52.379

1 / 3

1° 55 A. LOCATELLI (1'53.990)							
Lap	Seg.1	Seg.2	Seg.3	Seg.4	Lap Time	km/h	Local Time
1		32.498	22.224	27.951	1'57.605	274,1	12:32'49.984
2	32.565	32.226	22.064	28.102	1'54.957	270,0	12:34'44.941
3	32.638	32.245	22.085	27.951	1'54.919	274,8	12:36'39.860
4	32.399	32.019	21.817	28.003	1'54.238	270,0	12:38'34.098
5	32.406	32.302	21.805	28.017	1'54.530	270,7	12:40'28.628
6	32.421	32.096	21.794	28.088	1'54.399	270,0	12:42'23.027
7	32.490	32.096	21.816	28.034	1'54.436	269,3	12:44'17.463
8	32.305	32.106	21.703	27.876	1'53.990	270,7	12:46'11.453
9	32.440	32.187	21.853	28.206	1'54.686	271,4	12:48'06.139
10	32.638	32.394	21.993	28.107	1'55.132	270,0	12:50'01.271
11	32.506	32.309	21.998	28.097	1'54.910	270,7	12:51'56.181
12	32.661	32.353	22.067	28.154	1'55.235	271,4	12:53'51.416
13	32.811	32.385	22.151	28.243	1'55.590	269,3	12:55'47.006
14	32.835	32.625	22.149	28.358	1'55.967	268,7	12:57'42.973
15	32.962	32.525	22.313	28.583	1'56.383	273,4	12:59'39.356
Race Time 28'46.977							

2° 44 L. MAHIAS (1'54.336)							
Lap	Seg.1	Seg.2	Seg.3	Seg.4	Lap Time	km/h	Local Time
1		32.747	22.006	27.897	1'57.726	271,4	12:32'50.105
2	32.882	32.213	22.162	27.923	1'55.180	273,4	12:34'45.285
3	32.584	32.270	21.924	27.918	1'54.696	272,0	12:36'39.981
4	32.486	31.899	21.867	28.084	1'54.336	270,7	12:38'34.317
5	32.335	32.236	21.864	28.046	1'54.481	270,0	12:40'28.798
6	32.385	32.187	21.748	28.127	1'54.447	270,0	12:42'23.245
7	32.381	32.114	21.825	28.064	1'54.384	270,0	12:44'17.629
8	32.355	32.149	21.989	28.244	1'54.737	267,3	12:46'12.366
9	32.676	32.329	21.899	28.233	1'55.227	268,0	12:48'07.593
10	32.846	32.494	22.040	28.412	1'55.792	266,0	12:50'03.385
11	32.838	32.590	21.995	28.428	1'55.851	264,7	12:51'59.236
12	33.031	32.480	22.143	28.603	1'56.257	265,4	12:53'55.493
13	32.881	32.649	22.116	28.596	1'56.242	264,1	12:55'51.735
14	33.088	32.808	22.186	28.637	1'56.719	262,1	12:57'48.454
15	32.985	32.684	22.232	29.287	1'57.188	267,3	12:59'45.642
Race Time 28'53.263							

3° 32 I. VINALES (1'54.516)							
Lap	Seg.1	Seg.2	Seg.3	Seg.4	Lap Time	km/h	Local Time
1		32.611	22.060	28.137	1'57.455	269,3	12:32'49.834
2	32.837	32.224	22.110	28.126	1'55.297	271,4	12:34'45.131
3	32.811	32.094	22.188	27.967	1'55.060	278,4	12:36'40.191
4	32.560	31.944	21.832	28.180	1'54.516	270,7	12:38'34.707
5	32.649	32.050	21.831	28.247	1'54.777	271,4	12:40'29.484
6	33.886	32.333	22.030	28.299	1'56.548	267,3	12:42'26.032
7	33.047	32.415	22.117	28.257	1'55.836	272,0	12:44'21.868
8	32.735	32.269	22.027	28.184	1'55.215	268,7	12:46'17.083
9	32.775	32.226	22.114	28.393	1'55.508	267,3	12:48'12.591
10	33.315	32.528	22.159	28.233	1'56.235	274,1	12:50'08.826
11	32.910	32.439	22.209	28.122	1'55.680	276,9	12:52'04.506
12	33.060	32.294	22.357	28.167	1'55.878	273,4	12:54'00.384
13	32.873	32.325	22.267	28.078	1'55.543	274,1	12:55'55.927
14	32.863	32.346	22.127	28.269	1'55.605	270,7	12:57'51.532
15	32.799	32.475	22.189	28.237	1'55.700	274,1	12:59'47.232
Race Time 28'54.853							

4° 5 P. OETTL (1'54.764)							
Lap	Seg.1	Seg.2	Seg.3	Seg.4	Lap Time	km/h	Local Time
1		32.884	22.325	27.982	1'58.531	270,7	12:32'50.910
2	32.611	32.177	22.182	27.956	1'54.926	272,0	12:34'45.836
3	32.444	32.362	22.098	27.860	1'54.764	272,7	12:36'40.600
4	32.671	32.196	22.085	28.119	1'55.071	268,7	12:38'35.671
5	32.497	32.154	22.353	28.246	1'55.250	274,8	12:40'30.921
6	32.579	32.472	22.032	28.079	1'55.162	271,4	12:42'26.083
7	32.893	32.309	22.187	28.179	1'55.568	265,4	12:44'21.651

8	32.671	32.322	22.086	28.186	1'55.265	266,7	12:46'16.916
9	32.563	32.322	22.252	28.282	1'55.419	266,0	12:48'12.335
10	33.327	32.423	22.206	28.265	1'55.221	266,0	12:50'08.556
11	32.789	32.392	22.225	28.352	1'55.758	264,1	12:52'04.314
12	32.771	32.403	22.329	28.246	1'55.749	266,7	12:54'00.063
13	32.556	32.358	22.239	28.318	1'55.471	264,7	12:55'55.534
14	32.706	32.411	22.314	28.402	1'55.833	261,5	12:57'51.367
15	32.820	32.499	22.187	28.391	1'55.897	268,0	12:59'47.264
Race Time 28'54.885							

5° 38 H. SOOMER (1'54.655)							
Lap	Seg.1	Seg.2	Seg.3	Seg.4	Lap Time	km/h	Local Time
1		32.887	22.551	28.117	1'59.493	272,7	12:32'51.872
2	32.777	32.348	22.169	28.299	1'55.593	276,9	12:34'47.465
3	32.481	32.100	21.825	28.336	1'54.742	272,7	12:36'42.207
4	32.888	32.155	21.978	28.286	1'55.307	269,3	12:38'37.514
5	32.466	32.130	22.049	28.010	1'54.655	272,7	12:40'32.169
6	32.595	32.202	21.838	28.202	1'54.837	270,7	12:42'27.006
7	32.536	32.366	22.226	28.010	1'55.138	272,0	12:44'22.144
8	32.849	32.361	22.141	28.096	1'55.447	272,7	12:46'17.591
9	32.976	32.271	22.059	28.125	1'55.431	272,0	12:48'13.022
10	33.069	32.528	22.217	28.157	1'55.971	271,4	12:50'08.993
11	32.887	32.560	22.133	28.165	1'55.745	272,0	12:52'04.738
12	33.069	32.403	22.268	28.258	1'55.998	271,4	12:54'00.736
13	32.769	32.347	22.173	28.290	1'55.579	272,0	12:55'56.315
14	32.970	32.477	22.394	28.668	1'56.509	264,1	12:57'52.824
15	32.980	32.343	21.995	28.634	1'55.952	272,7	12:59'48.776
Race Time 28'56.397							

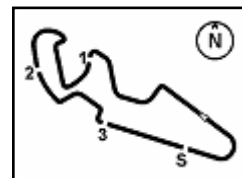
6° 56 P. SEBESTYEN (1'54.964)							
Lap	Seg.1	Seg.2	Seg.3	Seg.4	Lap Time	km/h	Local Time
1		32.863	22.595	28.100	1'59.621	270,7	12:32'52.000
2	32.841	32.251	22.317	28.090	1'55.499	274,8	12:34'47.499
3	32.729	32.179	22.020	28.036	1'54.964	272,0	12:36'42.463
4	32.802	32.226	22.095	28.210	1'55.333	271,4	12:38'37.796
5	32.605	32.323	22.110	28.023	1'55.061	269,3	12:40'32.857
6	32.659	32.278	22.009	28.049	1'54.995	268,7	12:42'27.852
7	32.562	32.437	22.166	28.160	1'55.325	267,3	12:44'23.177
8	32.525	32.442	22.054	28.010	1'55.031	268,7	12:46'18.208
9	32.641	32.461	22.212	28.060	1'55.374	270,7	12:48'13.582
10	32.933	32.641	22.265	28.035	1'55.874	270,7	12:50'09.456
11	32.793	32.656	22.336	28.178	1'55.963	269,3	12:52'05.419
12	32.746	32.516	22.301	28.000	1'55.563	272,7	12:54'00.982
13	32.820	32.535	22.187	28.190	1'55.732	271,4	12:55'56.714
14	32.794	32.610	22.381	28.347	1'56.132	266,7	12:57'52.846
15	33.117	32.423	22.246	28.331	1'56.117	272,0	12:59'48.963
Race Time 28'56.584							

7° 94 C. PEROLARI (1'54.825)							
Lap	Seg.1	Seg.2	Seg.3	Seg.4	Lap Time	km/h	Local Time
1		32.625	22.199	27.931	1'58.248	272,0	12:32'50.627
2	32.632	32.243	22.122	27.955	1'54.952	275,5	12:34'45.579
3	32.562	32.302	22.030	27.931	1'54.825	276,9	12:36'40.404
4	32.621	32.015	22.029	28.227	1'54.892	269,3	12:38'35.296
5	32.723	32.215	22.303	28.335	1'55.576	268,7	12:40'30.872
6	32.850	32.385	22.100	28.059	1'55.394	273,4	12:42'26.266
7	32.963	32.484	22.219	28.092	1'55.758	272,0	12:44'22.024
8	32.774	32.310	22.193	28.072	1'55.349	270,7	12:46'17.373
9	32.930	32.306	22.048	27.999	1'55.283	270,7	12:48'12.656
10	33.117	32.529	22.144	28.233	1'56.023	268,0	12:50'08.679
11	32.927	32.421	22.250	28.277	1'55.875	269,3	12:52'04.554
12	32.826	32.370	22.319	28.241	1'55.756	266,0	12:54'00.310
13	32.782	32.354	22.270	28.319	1'55.725	266,0	12:55'56.035
14	33.001	32.525	22.316	28.333	1'56.175	266,0	12:57'52.210
15	33.039	32.563	22.459	28.742	1'56.803	274,1	12:59'49.013
Race Time 28'56.634							

06/09/2020 P = Pits In/Out - C = Lap Time Cancelled

These data/results cannot be reproduced, stored and/or transmitted in whole or in part by any manner of electronic, mechanical, photocopying, recording, broadcasting or otherwise now known or herein after developed without the previous express consent by the copyright owner, except for reproduction in daily press and regular printed publications on sale to the public within 60 days of the event related to those data/results and always provided that copyright symbol appears together as follows below.

© DORNA WSBK ORGANIZATION Srl 2020



Pirelli Teruel Round, 4 - 6 September 2020

Chronological Analysis Race 2

Start at 12:30'52.379

2 / 3

8° 81 M. GONZALEZ (1'54.732)							
Lap	Seg.1	Seg.2	Seg.3	Seg.4	Lap Time	km/h	Local Time
1		32.826	22.410	28.244	1'59.401	273,4	12:32'51.780
2	32.467	32.245	21.905	28.300	1'54.917	269,3	12:34'46.697
3	32.552	32.225	21.920	28.035	1'54.732	270,7	12:36'41.429
4	32.598	32.266	22.140	28.308	1'55.312	267,3	12:38'36.741
5	32.676	32.396	22.068	28.261	1'55.401	267,3	12:40'32.142
6	32.845	32.360	21.972	28.075	1'55.252	269,3	12:42'27.394
7	32.615	32.232	22.084	27.986	1'54.917	276,2	12:44'22.311
8	32.815	32.426	22.103	28.032	1'55.376	272,0	12:46'17.687
9	33.021	32.394	22.103	28.211	1'55.729	271,4	12:48'13.416
10	32.915	32.423	22.260	28.072	1'55.670	272,7	12:50'09.086
11	32.968	32.629	22.146	28.190	1'55.933	272,0	12:52'05.019
12	33.001	32.454	22.165	28.210	1'55.830	274,1	12:54'00.849
13	32.806	32.463	22.114	28.199	1'55.582	274,8	12:55'56.431
14	32.972	32.573	22.267	28.464	1'56.276	265,4	12:57'52.707
15	32.822	32.794	22.458	28.275	1'56.349	279,1	12:59'49.056
					Race Time	28'56.677	

8	32.977	32.532	22.315	27.958	1'55.782	272,7	12:46'22.764
9	32.984	32.513	22.134	28.075	1'55.706	272,0	12:48'18.470
10	32.934	32.630	22.322	27.957	1'55.843	272,0	12:50'14.313
11	32.869	32.709	22.348	28.038	1'55.964	271,4	12:52'10.277
12	33.079	32.604	22.422	28.128	1'56.233	272,7	12:54'06.510
13	33.030	32.627	23.670	28.463	1'57.790	270,0	12:56'04.300
14	33.496	33.114	22.615	28.447	1'57.672	267,3	12:58'01.972
15	33.562	33.359	23.112	28.636	1'58.669	271,4	13:00'00.641
					Race Time	29'08.262	

9° 4 S. ODENDAAL (1'55.317)							
Lap	Seg.1	Seg.2	Seg.3	Seg.4	Lap Time	km/h	Local Time
1		32.897	22.367	28.302	1'59.323	270,7	12:32'51.702
2	32.778	32.350	22.197	28.381	1'55.706	271,4	12:34'47.408
3	33.112	32.358	22.138	28.084	1'55.692	273,4	12:36'43.100
4	32.668	32.276	22.103	28.270	1'55.317	272,0	12:38'38.417
5	32.703	32.250	22.189	28.190	1'55.332	272,0	12:40'33.749
6	32.905	32.389	22.215	28.326	1'55.835	270,0	12:42'29.584
7	32.822	32.289	22.377	28.256	1'55.744	268,7	12:44'25.328
8	32.845	32.388	22.260	28.273	1'55.766	268,0	12:46'21.094
9	32.904	32.425	22.236	28.252	1'56.090	268,7	12:48'17.184
10	32.880	32.669	22.364	28.336	1'56.249	268,0	12:50'13.433
11	32.791	32.489	22.460	28.432	1'56.172	268,7	12:52'09.605
12	32.918	32.522	22.503	28.316	1'56.259	272,7	12:54'05.864
13	33.060	32.521	22.253	28.174	1'56.008	272,0	12:56'01.872
14	33.113	32.798	22.542	28.342	1'56.795	270,7	12:57'58.667
15	32.951	32.511	22.406	28.294	1'56.162	270,7	12:59'54.829
					Race Time	29'02.450	

12° 9 G. HENDRA PRATAMA (1'55.789)							
Lap	Seg.1	Seg.2	Seg.3	Seg.4	Lap Time	km/h	Local Time
1		33.133	22.515	28.019	2'00.642	274,1	12:32'53.021
2	32.941	32.679	22.558	28.136	1'56.314	270,7	12:34'49.335
3	32.842	32.553	22.285	28.109	1'55.789	273,4	12:36'45.124
4	32.883	32.608	22.199	28.245	1'55.935	272,0	12:38'41.059
5	32.878	32.712	22.219	28.225	1'56.034	269,3	12:40'37.093
6	33.064	32.736	22.210	28.220	1'56.230	270,0	12:42'33.323
7	33.003	32.562	22.202	28.162	1'55.929	269,3	12:44'29.252
8	32.925	32.800	22.191	28.164	1'56.080	269,3	12:46'25.332
9	32.987	32.676	22.336	28.371	1'56.370	269,3	12:48'21.702
10	33.227	32.763	22.385	28.396	1'56.771	268,0	12:50'18.473
11	32.978	32.760	22.315	28.589	1'56.642	265,4	12:52'15.115
12	33.278	32.778	22.301	28.394	1'56.751	268,0	12:54'11.866
13	33.550	32.957	22.310	28.318	1'57.135	273,4	12:56'09.001
14	33.108	32.565	22.251	28.354	1'56.278	266,7	12:58'05.279
15	33.063	33.203	22.286	28.367	1'56.919	271,4	13:00'02.198
					Race Time	29'09.819	

10° 99 D. WEBB (1'55.449)							
Lap	Seg.1	Seg.2	Seg.3	Seg.4	Lap Time	km/h	Local Time
1		33.081	22.455	28.152	2'00.191	270,0	12:32'52.570
2	32.697	32.382	22.376	28.215	1'55.670	269,3	12:34'48.240
3	32.837	32.424	22.177	28.071	1'55.509	270,0	12:36'43.749
4	32.839	32.502	22.220	28.278	1'55.839	268,7	12:38'39.588
5	32.639	32.554	22.097	28.274	1'55.564	266,0	12:40'35.152
6	32.641	32.414	22.184	28.210	1'55.449	268,0	12:42'30.601
7	32.787	32.521	22.241	28.250	1'55.799	266,7	12:44'26.400
8	32.621	32.508	22.345	28.125	1'55.599	267,3	12:46'21.999
9	32.721	32.442	22.222	28.245	1'55.630	268,7	12:48'17.629
10	32.854	32.542	22.366	28.208	1'55.970	271,4	12:50'13.599
11	32.829	32.400	22.514	28.123	1'55.866	274,1	12:52'09.465
12	32.812	32.669	22.252	28.418	1'56.151	266,0	12:54'05.616
13	32.845	32.645	22.225	28.384	1'56.099	265,4	12:56'01.715
14	33.109	32.818	22.397	28.554	1'56.878	262,1	12:57'58.593
15	33.271	32.451	22.349	28.241	1'56.312	273,4	12:59'54.905
					Race Time	29'02.526	

13° 47 A. BASSANI (1'55.824)							
Lap	Seg.1	Seg.2	Seg.3	Seg.4	Lap Time	km/h	Local Time
1		33.447	22.712	28.201	2'01.977	277,6	12:32'54.356
2	33.067	32.821	22.646	28.282	1'56.816	271,4	12:34'51.172
3	33.181	32.475	22.305	28.227	1'56.188	267,3	12:36'47.360
4	33.032	32.507	22.317	28.305	1'56.161	270,7	12:38'43.521
5	33.244	32.531	22.296	28.192	1'56.263	266,0	12:40'39.784
6	33.024	32.890	22.213	28.134	1'56.261	272,7	12:42'36.045
7	33.112	32.715	22.251	28.211	1'56.289	271,4	12:44'32.334
8	32.946	32.449	22.338	28.150	1'55.883	274,8	12:46'28.217
9	33.021	32.475	22.146	28.182	1'55.824	272,7	12:48'24.041
10	33.064	32.393	22.298	28.156	1'55.911	270,0	12:50'19.952
11	32.948	32.569	22.286	28.210	1'56.013	270,7	12:52'15.965
12	33.043	32.597	22.379	28.184	1'56.203	270,0	12:54'12.168
13	33.415	32.848	22.518	28.209	1'56.990	270,0	12:56'09.158
14	33.547	32.605	22.657	28.218	1'57.027	269,3	12:58'06.185
15	33.027	32.591	22.346	28.441	1'56.405	271,4	13:00'02.590
					Race Time	29'10.211	

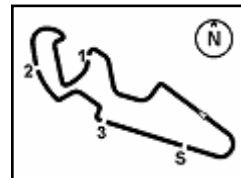
11° 12 A. RUIZ CARRANZA (1'55.386)							
Lap	Seg.1	Seg.2	Seg.3	Seg.4	Lap Time	km/h	Local Time
1		33.357	22.271	28.097	2'00.906	277,6	12:32'53.285
2	32.806	32.570	22.201	28.073	1'55.650	270,0	12:34'48.935
3	32.998	32.296	22.310	27.866	1'55.470	272,7	12:36'44.405
4	32.885	32.532	22.150	27.966	1'55.533	273,4	12:38'39.938
5	32.852	32.391	22.196	27.947	1'55.386	272,0	12:40'35.324
6	33.074	32.519	22.256	28.030	1'55.879	272,7	12:42'31.203
7	33.070	32.491	22.150	28.068	1'55.779	271,4	12:44'26.982
					Race Time	29'10.991	

14° 22 F. FULIGNI (1'55.542)							
Lap	Seg.1	Seg.2	Seg.3	Seg.4	Lap Time	km/h	Local Time
1		33.881	22.777	28.193	2'01.747	272,7	12:32'54.126
2	33.193	32.753	22.606	28.460	1'57.012	264,7	12:34'51.138
3	33.397	33.123	22.318	28.304	1'57.142	268,7	12:36'48.280
4	32.819	32.371	22.272	28.175	1'55.637	270,7	12:38'43.917
5	32.999	32.765	22.221	28.162	1'56.147	271,4	12:40'40.064
6	32.901	32.564	22.118	28.340	1'55.923	264,7	12:42'35.987
7	32.950	32.695	22.253	28.298	1'56.196	266,7	12:44'32.183
8	32.884	32.558	22.254	28.250	1'55.946	268,7	12:46'28.129
9	32.724	32.462	22.085	28.271	1'55.542	268,7	12:48'23.671
10	32.910	32.553	22.258	28.262	1'55.983	268,0	12:50'19.654
11	32.814	32.552	22.510	28.353	1'56.229	265,4	12:52'15.883
12	32.915	32.598	22.369	28.251	1'56.133	270,7	12:54'12.016
13	33.191	32.880	22.313	28.708	1'57.092	264,1	12:56'09.108
14	33.476	32.694	22.411	28.436	1'57.017	264,1	12:58'06.125
15	33.382	32.734	22.300	28.829	1'57.245	269,3	13:00'03.370
					Race Time	29'10.991	

06/09/2020 P = Pits In/Out - C = Lap Time Cancelled

These data/results cannot be reproduced, stored and/or transmitted in whole or in part by any manner of electronic, mechanical, photocopying, recording, broadcasting or otherwise now known or herein after developed without the previous express consent by the copyright owner, except for reproduction in daily press and regular printed publications on sale to the public within 60 days of the event related to those data/results and always provided that copyright symbol appears together as follows below.

© DORNA WSBK ORGANIZATION Srl


Pirelli Teruel Round, 4 - 6 September 2020
Chronological Analysis Race 2

Start at 12:30'52.379

3 / 3
15° 25 A. VERDOIA (1'56.210)

Lap	Seg.1	Seg.2	Seg.3	Seg.4	Lap Time	km/h	Local Time
1		33.368	22.771	28.318	2'01.569	272,7	12:32'53.948
2	33.182	32.844	23.167	28.457	1'57.650	271,4	12:34'51.598
3	33.287	33.082	22.451	28.295	1'57.115	272,7	12:36'48.713
4	33.662	33.335	22.387	28.294	1'57.678	270,7	12:38'46.391
5	33.199	32.748	22.407	28.260	1'56.614	272,7	12:40'43.005
6	33.135	32.841	22.272	28.178	1'56.426	273,4	12:42'39.431
7	33.017	32.754	22.401	28.288	1'56.460	271,4	12:44'35.891
8	33.035	32.721	22.380	28.146	1'56.282	272,0	12:46'32.173
9	33.038	32.703	22.255	28.214	1'56.210	274,8	12:48'28.383
10	33.180	32.908	22.401	28.377	1'56.866	271,4	12:50'25.249
11	33.148	32.701	22.371	28.349	1'56.569	270,7	12:52'21.818
12	33.082	32.629	22.364	28.236	1'56.311	273,4	12:54'18.129
13	33.103	32.785	22.387	28.252	1'56.527	274,1	12:56'14.656
14	33.127	32.968	22.638	28.432	1'57.165	272,0	12:58'11.821
15	33.355	32.746	22.495	28.638	1'57.234	267,3	13:00'09.055
Race Time 29'16.676							

8	33.108	32.796	22.603	28.573	1'57.080	263,4	12:46'30.032
9	33.145	32.619	22.385	28.655	1'56.804	262,1	12:48'26.836
10	33.381	32.745	22.492	28.638	1'57.256	261,5	12:50'24.092
11	33.450	32.552	22.513	28.589	1'57.104	265,4	12:52'21.196
12	33.242	32.597	22.356	28.499	1'56.694	265,4	12:54'17.890
13	33.119	32.694	22.382	28.644	1'56.839	266,0	12:56'14.729
14	33.296	32.939	22.669	28.555	1'57.459	268,0	12:58'12.188
15	33.475	32.844	22.719	28.519	1'57.557	266,7	13:00'09.745
Race Time 29'17.366							

19° 52 P. HOBELSBERGER (1'56.753)

Lap	Seg.1	Seg.2	Seg.3	Seg.4	Lap Time	km/h	Local Time
1		33.745	23.129	28.454	2'03.193	269,3	12:32'55.572
2	33.319	32.868	22.581	28.671	1'57.439	267,3	12:34'53.011
3	33.041	32.856	22.458	28.585	1'56.940	267,3	12:36'49.951
4	33.294	32.848	22.416	28.606	1'57.164	267,3	12:38'47.115
5	33.330	32.921	22.396	28.692	1'57.339	263,4	12:40'44.454
6	33.043	32.782	22.284	28.644	1'56.753	265,4	12:42'41.207
7	33.036	32.952	22.426	28.657	1'57.071	264,1	12:44'38.278
8	33.112	32.744	22.394	28.598	1'56.848	265,4	12:46'35.126
9	33.013	32.841	22.339	28.712	1'56.905	264,1	12:48'32.031
10	33.164	32.919	22.497	28.705	1'57.285	264,1	12:50'29.316
11	33.240	33.046	22.746	28.877	1'57.909	262,1	12:52'27.225
12	33.413	33.014	22.616	28.856	1'57.899	261,5	12:54'25.124
13	33.379	33.154	22.661	28.913	1'58.107	260,9	12:56'23.231
14	33.524	33.218	22.826	28.926	1'58.494	262,8	12:58'21.725
15	33.927	33.319	22.759	29.050	1'59.055	263,4	13:00'20.780
Race Time 29'28.401							

16° 84 L. CRESSON (1'56.151)

Lap	Seg.1	Seg.2	Seg.3	Seg.4	Lap Time	km/h	Local Time
1		33.715	23.202	28.233	2'02.784	272,0	12:32'55.163
2	33.237	32.913	22.644	28.620	1'57.414	262,1	12:34'52.577
3	33.120	32.599	22.470	28.108	1'56.297	270,7	12:36'48.874
4	33.603	32.681	22.282	28.318	1'56.884	269,3	12:38'45.758
5	33.268	32.678	22.250	28.637	1'56.833	260,2	12:40'42.591
6	33.072	32.585	22.196	28.473	1'56.326	264,1	12:42'38.917
7	33.023	32.543	22.382	28.460	1'56.408	262,8	12:44'35.325
8	32.949	32.630	22.337	28.466	1'56.382	264,7	12:46'31.707
9	32.976	32.447	22.295	28.433	1'56.151	264,7	12:48'27.858
10	33.041	32.508	22.253	28.387	1'56.189	265,4	12:50'24.047
11	33.093	32.494	22.458	28.561	1'56.606	260,9	12:52'20.653
12	33.108	32.615	22.346	28.533	1'56.602	261,5	12:54'17.255
13	33.242	32.700	22.380	28.644	1'56.966	260,9	12:56'14.221
14	33.240	33.086	22.497	28.832	1'57.655	260,2	12:58'11.821
15	33.412	32.677	22.591	28.594	1'57.274	271,4	13:00'09.150
Race Time 29'16.771							

RET 3 R. DE ROSA (1'54.503)

Lap	Seg.1	Seg.2	Seg.3	Seg.4	Lap Time	km/h	Local Time
1		32.465	22.363	27.856	1'57.869	274,8	12:32'50.248
2	32.615	32.202	22.187	27.924	1'54.928	274,1	12:34'45.176
3	32.541	32.119	21.929	27.914	1'54.503	272,0	12:36'39.679
4	1'20.276	38.831	25.672	31.466	2'56.245	248,8	12:39'35.924
5	37.874	37.367	24.551	38.217	2'18.009P	247,1	12:41'53.933
Race Time 11'01.554							

RET 61 C. ONCU (1'56.563)

Lap	Seg.1	Seg.2	Seg.3	Seg.4	Lap Time	km/h	Local Time
1		32.972	24.733	28.164	2'02.149	272,0	12:32'54.528
2	33.172	32.601	22.977	28.574	1'57.324	268,0	12:34'51.852
3	32.923	32.851	22.534	28.255	1'56.563	270,7	12:36'48.415
4	33.521	54.968	30.344	45.829	2'44.662P	258,4	12:39'33.077
Race Time 8'40.698							

RET 16 J. CLUZEL (1'54.777)

Lap	Seg.1	Seg.2	Seg.3	Seg.4	Lap Time	km/h	Local Time
1		32.380	22.054	28.194	1'57.381	266,7	12:32'49.760
2	32.635	32.213	22.027	28.175	1'55.050	267,3	12:34'44.810
3	32.634	32.178	21.951	28.014	1'54.777	270,0	12:36'39.587
Race Time 5'47.208							

RET 34 K. MANFREDI

Lap	Seg.1	Seg.2	Seg.3	Seg.4	Lap Time	km/h	Local Time
1		33.425	22.956	28.380	2'02.494	271,4	12:32'54.873
Race Time 2'02.494							

18° 83 L. EPIS (1'56.210)

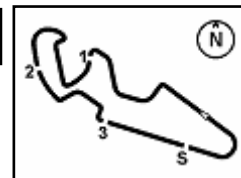
Lap	Seg.1	Seg.2	Seg.3	Seg.4	Lap Time	km/h	Local Time
1		33.186	22.462	28.505	2'00.844	267,3	12:32'53.223
2	33.187	32.554	22.438	28.405	1'56.584	266,7	12:34'49.807
3	32.870	32.668	22.250	28.422	1'56.210	267,3	12:36'46.017
4	33.118	32.629	22.470	28.649	1'56.866	263,4	12:38'42.883
5	33.439	32.667	22.334	28.669	1'57.109	260,9	12:40'39.992
6	33.163	32.878	22.241	28.359	1'56.641	266,0	12:42'36.633
7	32.999	32.636	22.268	28.416	1'56.319	265,4	12:44'32.952

06/09/2020 P = Pits In/Out - C = Lap Time Cancelled

These data/results cannot be reproduced, stored and/or transmitted in whole or in part by any manner of electronic, mechanical, photocopying, recording, broadcasting or otherwise now known or herein after developed without the previous express consent by the copyright owner, except for reproduction in daily press and regular printed publications on sale to the public within 60 days of the event related to those data/results and always provided that copyright symbol appears together as follows below.

© DORNA WSBK ORGANIZATION Srl 2020



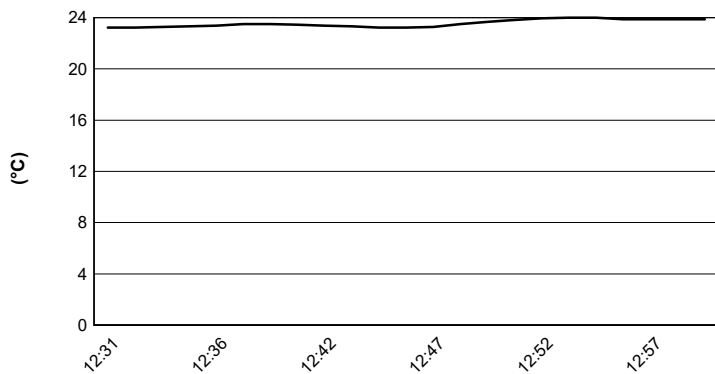


Pirelli Teruel Round, 4 - 6 September 2020

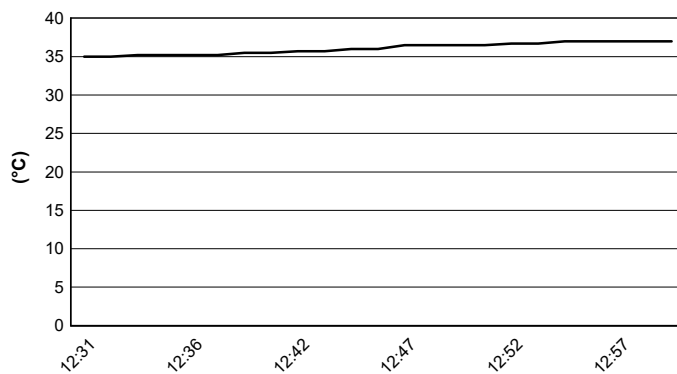
Weather Report Race 2

Session started 12:31 - Session ended 13:01

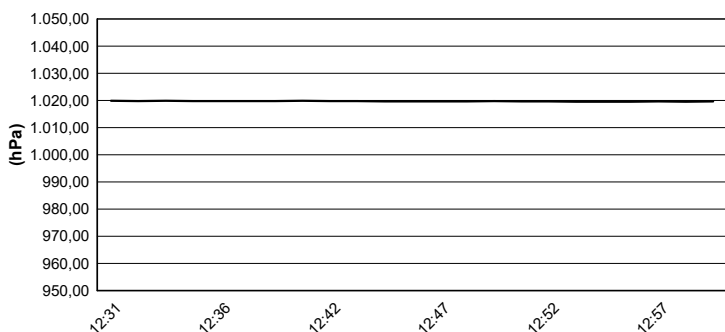
Air Temperature



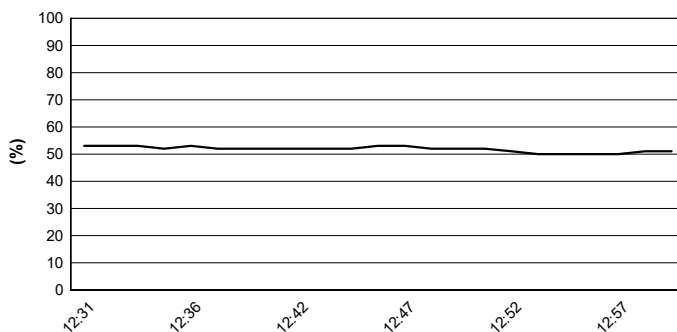
Track Temperature



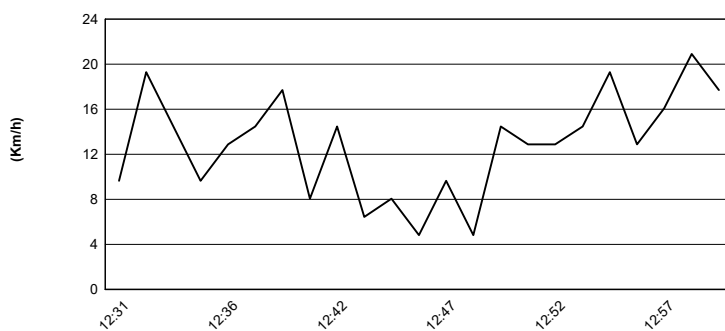
Air Pressure



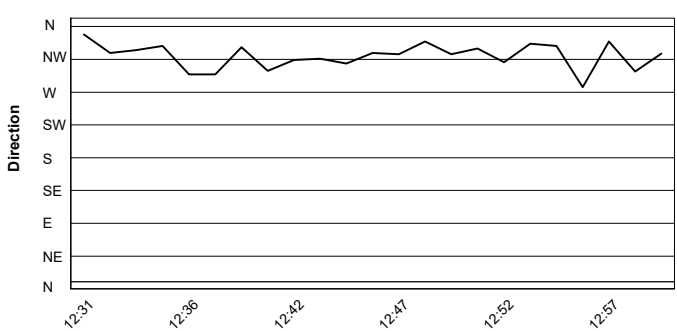
Humidity



Wind Speed



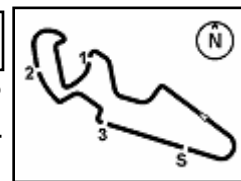
Wind Direction



06/09/2020

These data/results cannot be reproduced, stored and/or transmitted in whole or in part by any manner of electronic, mechanical, photocopying, recording, broadcasting or otherwise now known or herein after developed without the previous express consent by the copyright owner, except for reproduction in daily press and regular printed publications on sale to the public within 60 days of the event related to those data/results and always provided that copyright symbol appears together as follows below.

© DORNA WSBK ORGANIZATION Srl 2020



Pirelli Teruel Round, 4 - 6 September 2020

Manufacturers Standings

Points	Points From First	Points From Previous	March 1 PHILLIP ISLAND		August 2 JEREZ		August 9 PORTIMÃO		August 30 ARAGON		September 6 TERUEL		September 20 BARCELONA		October 4 MAGNY-COURS		October 18 ESTORIL	
			1	2	1	2	1	2	1	2	1	2	1	2	1	2	1	2
1	YAMAHA	225	25	25	25	25	25	25	25	25								
			1	1	1	1	1	1	1	1								
2	KAWASAKI	138	87	13	16	20	16	13	13	20								
				2	2	2	2	2	2	2								
3	MV AGUSTA	93	132	45	11	16	4	13	16	20	2							
					3	3	3	3	3	3	3							
4	HONDA	7	218	86	5	4	4	1	1	4	4							
					3	3	3	4	4	4	4							

06/09/2020 First Line: Championship Standings - Second Line: Ranking Progression

These data/results cannot be reproduced, stored and/or transmitted in whole or in part by any manner of electronic, mechanical, photocopying, recording, broadcasting or otherwise now known or herein after developed without the previous express consent by the copyright owner, except for reproduction in daily press and regular printed publications on sale to the public within 60 days of the event related to those data/results and always provided that copyright symbol appears together as follows below.

© DORNA WSBK ORGANIZATION Srl 2020

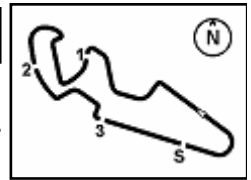
FICR PERUGIA TIMING



Official Tyre Supplier



Official Timekeeper



Pirelli Teruel Round, 4 - 6 September 2020

Team Standings

	March 1 PHILLIP ISLAND	August 2 JEREZ	August 9 PORTIMÃO	August 30 ARAGON	September 6 TERUEL	September 20 BARCELONA	October 4 MAGNY-COURS	October 18 ESTORIL												
1 GMT94 Yamaha	234																			
CLUZEL Jules	146	20	20	20	10	20	20	20	16											
PEROLARI Corentin	88	16	9	10	13	9	6	9	7	9										
2 BARDAHL Evan Bros. WorldSSP Team	225 (-9)																			
LOCATELLI Andrea	225	25	25	25	25	25	25	25	25	25										
3 Kawasaki Puccetti Racing	219 (-15)																			
MAHIAS Lucas	119	13	13	16	20	11	13	13	20											
OETTL Philipp	100		16	13	9	11	16	11	11	13										
4 Kallio Racing	129 (-105)																			
VINALES Isaac	79	8	9	11	16	9	10		16											
SOOMER Hannes	50	11	6	7	7	8			11											
5 MV Agusta Reparto Corse	112 (-122)																			
DE ROSA Raffaele	91		11	11	16	4	13	16	20											
FULIGNI Federico	21		3	2		4	4	6	2											
6 EAB Ten Kate Racing	74 (-160)																			
ODENDAAL Steven	74	10	10	8	8	13	10	8	7											
7 Kawasaki ParkinGO Team	71 (-163)																			
GONZALEZ Manuel	71	9	8	6	6	10	8	6	10	8										
8 WRP Wepol Racing	48 (-186)																			
WEBB Danny	48	6	4	5	5	7	7	8	6											
9 OXXO Yamaha Team Toth	43 (-191)																			
SEBESTYEN Peter	37	4			4	5		5	9	10										
CRESSON Loris	6	1	2		1	2														
10 Turkish Racing Team	30 (-204)																			
ONCU Can Alexander	30	7	7	4		6	3	3												
11 EMPERADOR Racing Team	25 (-209)																			
RUIZ CARRANZA Alejandro	25		5	3		5	2	5	5											
12 bLU cRU WorldSSP by MS Racing	15 (-219)																			
HENDRA PRATAMA Galang	9					1			4	4										
VERDOIA Andy	6	3		1					1	1										
13 H43 Team NOBBY	9 (-225)																			
PONS Miquel	9				2	7														
14 Altogoo Racing Team	8 (-226)																			
MANFREDI Kevin	6				3			3												
HERRERA Maria	2					2														
15 Soradis Yamaha Motoxrcing	8 (-226)																			
BASSANI Axel	8				3			2	3											
16 Dynavolt Honda	7 (-227)																			
HOBELSBERGER Patrick	6	5				1														
OKUBO Hikari	1						1													
17 MPM Routz Racing Team	2 (-232)																			
VAN SIKKELERUS Jaimie	2	2																		
18 DK MOTORSPORT	1 (-233)																			
MONTELLA Luigi	1		1																	

06/09/2020 * Independent teams

These data/results cannot be reproduced, stored and/or transmitted in whole or in part by any manner of electronic, mechanical, photocopying, recording, broadcasting or otherwise now known or herein after developed without the previous express consent by the copyright owner, except for reproduction in daily press and regular printed publications on sale to the public within 60 days of the event related to those data/results and always provided that copyright symbol appears together as follows below.

© DORNA WSBK ORGANIZATION Srl 2020

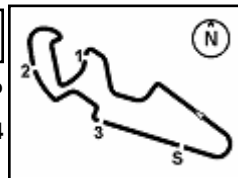
FICR PERUGIA TIMING



Official Tyre Supplier



Official Timekeeper



Pirelli Teruel Round, 4 - 6 September 2020

Race Winners

	2017	2018	2019	2020
01 Phillip Island	Rolfo R. (ITA) MVA	Mahias L. (FRA) YAM	Krummenacher R. (SUI) YAM	Locatelli A. (ITA) YAM
02 Jerez	Caricasulo F. (ITA) YAM		Caricasulo F. (ITA) YAM	RC1: Locatelli A. (ITA) YAM RC2: Locatelli A. (ITA) YAM
03 Portimão	Sofuoglu K. (TUR) KAW	Mahias L. (FRA) YAM	Caricasulo F. (ITA) YAM	RC1: Locatelli A. (ITA) YAM RC2: Locatelli A. (ITA) YAM
04 Aragón	Mahias L. (FRA) YAM	Cortese S. (GER) YAM	Krummenacher R. (SUI) YAM	RC1: Locatelli A. (ITA) YAM RC2: Locatelli A. (ITA) YAM
05 Teruel				RC1: Locatelli A. (ITA) YAM RC2: Locatelli A. (ITA) YAM
06 Barcelona				
07 Magny-Cours	Tuuli N. (FIN) YAM	Cluzel J. (FRA) YAM	Mahias L. (FRA) KAW	
08 Estoril				

2020

9 **A. Locatelli**

ALL TIMES

43 K. Sofuoglu	6 B. Parkes	2 A. West	1 L. Zanetti
20 J. Cluzel	6 J. Teuchert	2 R. Xaus	1 W. Zeelenberg
16 F. Foret	6 M. van der Mark	1 A. Badovini	
12 S. Charpentier	5 C. Crutchlow	1 P. Bontempi	
12 E. Laverty	4 K. Curtain	1 L. Lanzi	
11 K. Muggeridge	4 C. Vermeulen	1 S. Morais	
9 A. Locatelli	4 J. Whitham	1 G. Nannelli	
8 S. Lowes	3 C. Kellner	1 M. Pirro	
7 L. Mahias	3 J. Lascorz	1 G. Rea	
7 A. Pitt	3 I. MacPherson	1 P. Riba	
6 F. Caricasulo	3 J. Rea	1 M. Roccoli	
6 P. Casoli	3 L. Scassa	1 R. Rolfo	
6 S. Chambon	3 K. Smith	1 Y. Tiberio	
6 C. Davies	2 J. Brookes	1 N. Tuuli	
6 K. Fujiwara	2 S. Cortese	1 J. Vd Goorbergh	
6 R. Krummenacher	2 P. Jacobsen	1 R. Wilairot	

06/09/2020

These data/results cannot be reproduced, stored and/or transmitted in whole or in part by any manner of electronic, mechanical, photocopying, recording, broadcasting or otherwise now known or herein after developed without the previous express consent by the copyright owner, except for reproduction in daily press and regular printed publications on sale to the public within 60 days of the event related to those data/results and always provided that copyright symbol appears together as follows below.

© DORNA WSBK ORGANIZATION Srl 2020

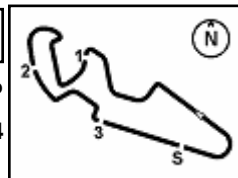
FKR PERUGIA TIMING



Official Tyre Supplier



Official Timekeeper



MotorLand Aragon 5.077 m

Pirelli Teruel Round, 4 - 6 September 2020
Best Laps & Speeds

No.	Rider Bike	Nat	Best Lap		FP1		FP2		FP3		SP		RC1		WUP		RC2	
			LL	SPD	LL	SPD	LL	SPD	LL	SPD	LL	SPD	LL	SPD	LL	SPD	LL	SPD
1	55 A. LOCATELLI Yamaha YZF R6	ITA	1'53.003	87 274,8	1'54.171	16 270,0	1'54.095	16 266,0	1'53.030	9 271,3	1'53.003	9 268,6	1'54.382	15 266,6	1'53.520	7 274,8	1'54.990	15 274,8
2	32 I. VINALES Yamaha YZF R6	ESP	1'53.213	59 283,4			1'55.166	13 268,6	1'54.543	8 275,5	1'53.213	10 273,4	1'54.894	6 267,3	1'54.307	7 283,4	1'54.516	15 278,3
3	3 R. DE ROSA MV Agusta F3 675	ITA	1'53.497	77 274,8	1'54.632	15 267,3	1'54.871	17 264,7	1'53.833	9 267,3	1'53.497	10 267,3	1'54.746	15 269,3	1'54.385	6 272,0	1'54.503	5 274,8
4	16 J. CLUZEL Yamaha YZF R6	FRA	1'53.687	69 273,4	1'55.092	14 266,6	1'55.228	15 265,3	1'53.989	8 269,3	1'53.687	7 270,6	1'54.482	15 273,4	1'54.569	7 272,7	1'54.777	3 270,0
5	5 P. OETTL Kawasaki ZX-6R	GER	1'53.755	83 274,8	1'55.363	16 268,6	1'55.489	16 264,7	1'53.755	8 267,9	1'54.186	6 264,0	1'55.056	15 267,3	1'55.067	7 272,0	1'54.764	15 274,8
6	44 L. MAHIAS Kawasaki ZX-6R	FRA	1'54.034	67 274,8	1'54.661	7 261,5	1'55.215	16 266,0			1'54.034	7 267,3	1'55.104	15 267,9	1'54.842	7 274,8	1'54.336	15 273,4
7	38 H. SOOMER Yamaha YZF R6	EST	1'54.271	80 276,9	1'55.032	14 269,3	1'55.358	13 265,3	1'54.871	8 268,6	1'54.271	8 269,3	1'55.544	15 269,3	1'55.057	7 274,8	1'54.655	15 276,9
8	81 M. GONZALEZ Kawasaki ZX-6R	ESP	1'54.306	85 279,0	1'55.335	14 263,4	1'55.788	14 263,4	1'54.749	10 270,6	1'54.306	10 270,6	1'55.695	15 266,0	1'54.950	7 274,8	1'54.732	15 279,0
9	4 S. ODENDAAL Yamaha YZF R6	RSA	1'54.338	72 274,8	1'55.139	16 266,0	1'55.604	15 266,6	1'54.733	10 271,3	1'54.338	9 267,3			1'55.532	7 274,8	1'55.317	15 273,4
10	56 P. SEBESTYEN Yamaha YZF R6	HUN	1'54.395	79 274,8	1'55.647	13 261,5	1'55.477	13 262,1	1'55.128	8 272,0	1'54.395	8 265,3	1'55.418	15 265,3	1'54.995	7 274,1	1'54.964	15 274,8
11	61 C. ONCU Kawasaki ZX-6R	TUR	1'54.476	46 274,8	1'56.863	1 257,7	1'56.159	14 258,3	1'54.476	7 272,7	1'54.520	9 264,7	1'56.100	4 264,7	1'55.941	7 274,8	1'56.563	4 272,0
12	94 C. PEROLARI Yamaha YZF R6	FRA	1'54.543	85 276,9	1'56.192	15 263,4	1'56.298	16 262,7	1'54.543	8 270,0	1'54.568	9 270,0	1'55.954	15 272,7	1'54.949	7 274,1	1'54.825	15 276,9
13	99 D. WEBB Yamaha YZF R6	GBR	1'54.690	85 276,9	1'56.087	16 265,3	1'56.028	14 266,0	1'55.611	9 267,3	1'54.690	9 267,9	1'55.699	15 270,6	1'55.342	7 276,9	1'55.449	15 274,1
14	22 F. FULIGNI MV Agusta F3 675	ITA	1'54.881	86 272,7	1'55.804	15 265,3	1'56.762	17 261,5	1'55.658	8 263,4	1'54.881	10 270,0	1'56.255	15 270,0	1'56.444	6 269,3	1'55.542	15 272,7
15	83 L. EPIS Yamaha YZF R6	AUS	1'55.200	84 270,0	1'56.760	16 262,1	1'56.901	17 262,7	1'55.821	8 260,2	1'55.200	9 265,3	1'56.873	13 266,0	1'57.363	6 270,0	1'56.210	15 267,9
16	12 A. RUIZ CARRANZA Yamaha YZF R6	ESP	1'55.237	78 279,7	1'56.411	7 263,4	1'56.031	17 267,3	1'56.143	8 271,3	1'55.237	9 269,3	1'56.216	15 275,5	1'55.583	7 279,7	1'55.386	15 277,6
17	9 G. HENDRA PRATAMA Yamaha YZF R6	INA	1'55.247	75 281,9	1'56.312	11 267,9	1'57.479	10 264,7	1'56.495	8 271,3	1'55.247	9 271,3	1'55.878	15 273,4	1'56.201	7 281,9	1'55.789	15 274,1
18	25 A. VERDOIA Yamaha YZF R6	FRA	1'55.257	79 276,2	1'56.662	13 270,0	1'56.667	13 266,0	1'55.385	7 273,4	1'55.257	9 271,3	1'56.588	15 275,5	1'56.603	7 276,2	1'56.210	15 274,8
19	2 L. MONTELLA Yamaha YZF R6	ITA	1'55.266	73 272,7	1'57.459	18 262,1	1'56.953	15 258,9	1'56.399	8 266,6	1'55.266	10 264,7	1'57.309	15 268,6	1'56.786	7 272,7		
20	34 K. MANFREDI Yamaha YZF R6	ITA	1'55.304	71 274,1	1'57.439	14 264,7	1'57.224	15 261,5	1'56.101	10 266,6	1'55.304	10 266,0	1'56.641	15 270,0	1'55.892	7 274,1		
21	78 H. OKUBO Honda CBR600RR	JPN	1'55.333	60 276,2	1'57.032	11 264,7	1'56.621	15 261,5	1'55.959	8 268,6	1'55.333	9 266,6	1'56.590	12 269,3	1'56.214	5 276,2		
22	6 M. HERRERA Yamaha YZF R6	ESP	1'55.465	87 278,3	1'56.287	16 266,6	1'56.968	17 263,4	1'56.468	9 271,3	1'55.465	8 268,6	1'56.683	15 270,0	1'56.221	7 278,3	1'56.249	15 276,9
23	47 A. BASSANI Yamaha YZF R6	ITA	1'55.679	91 277,6	1'56.489	19 263,4	1'56.917	16 262,7	1'56.083	10 269,3	1'55.679	9 262,7	1'56.436	15 271,3	1'55.706	7 276,9	1'55.824	15 277,6
24	84 L. CRESSON Yamaha YZF R6	BEL	1'55.741	88 272,0	1'56.455	15 262,1	1'56.663	16 260,8	1'56.233	10 264,7	1'55.741	10 264,0	1'56.586	15 269,3	1'56.577	7 272,0	1'56.151	15 272,0
25	52 P. HOBELSBERGER Honda CBR600RR	GER	1'55.976	77 269,3	1'57.259	15 260,8	1'57.327	12 258,3	1'56.103	8 267,3	1'55.976	9 266,0	1'57.958	11 265,3	1'56.807	7 269,3	1'56.753	15 269,3

06/09/2020

These data/results cannot be reproduced, stored and/or transmitted in whole or in part by any manner of electronic, mechanical, photocopying, recording, broadcasting or otherwise now known or herein after developed without the previous express consent by the copyright owner, except for reproduction in daily press and regular printed publications on sale to the public within 60 days of the event related to those data/results and always provided that copyright symbol appears together as follows below.

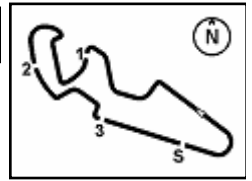
© DORNA WSBK ORGANIZATION Srl 2020

FICR PERUGIA TIMING


Official Tyre Supplier



Official Timekeeper



MotorLand Aragon 5.077 m

Pirelli Teruel Round, 4 - 6 September 2020
Pirelli Best Lap Award

Points	Points From First	Points From Previous	March 1	August 2	August 9	August 30	September 6	September 20	October 4	October 18							
			PHILLIP ISLAND	JEREZ	PORTIMÃO	ARAGON	TERUEL	BARCELONA	MAGNY-COURS	ESTORIL							
1 LOCATELLI Andrea (ITA)	9		1	1 1	1 1	1 1	1 1										

06/09/2020

These data/results cannot be reproduced, stored and/or transmitted in whole or in part by any manner of electronic, mechanical, photocopying, recording, broadcasting or otherwise now known or herein after developed without the previous express consent by the copyright owner, except for reproduction in daily press and regular printed publications on sale to the public within 60 days of the event related to those data/results and always provided that copyright symbol appears together as follows below.

© DORNA WSBK ORGANIZATION Srl 2020

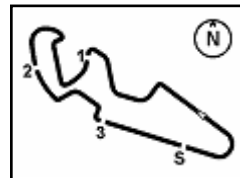
FKR PERUGIA TIMING



Official Tyre Supplier



Official Timekeeper



Pirelli Teruel Round, 4 - 6 September 2020
Rider's Performance

MotorLand Aragon 5.077 m

	Points	Points From First	Points From Previous	March 1	August 2	August 9	August 30	September 6	September 20	October 4	October 18					
				PHILLIP ISLAND	JEREZ	PORTIMAO	ARAGON	TERUEL	BARCELONA	MAGNY-COURS	ESTORIL	G 1 2	G 1 2	G 1 2	G 1 2	G 1 2
1 LOCATELLI	225			1 1	1 1 1	1 1 1	1 1 1	1 1 1								
2 CLUZEL	146	79		4 3	2 2 2	2 6 2	4 2 2	4 3 Rt								
3 MAHIAS	119	106	27	3 5	4 4 3	5 2 Rt	3 5 4	5 4 2								
4 OETTL	100	125	19	6 Rt	3 3 4	6 7 5	2 3 5	6 5 4								
5 DE ROSA	91	134	9	5 Ex	7 5 5	9 3 12	6 4 3	3 2 Rt								
6 PEROLARI	88	137	3	9 4	6 7 6	3 4 7	11 10 7	12 9 7								
7 VINALES	79	146	9	8 10	5 Rt 7	4 5 3	7 7 6	2 Rt 3								
8 ODENDAAL	74	151	5	7 7	12 6 8	10 8 4	8 6 8	9 Rt 9								
9 GONZALEZ	71	154	3	13 8	8 8 10	8 10 6	10 8 10	8 6 8								
10 SOOMER	50	175	21	12 6	11 10 9	7 9 8	5 Rt Rt	7 19 5								
11 WEBB	48	177	2	14 12	14 12 11	12 11 22	13 9 9	13 8 10								
12 SEBESTYEN	37	188	11	16 14	16 Rt	11 12 11	9 Rt 11	10 7 6								
13 ONCU	30	195	7	11 11	17 9 12	17 Rt 10	12 13 13	11 Rt Rt								
14 RUIZ CARRANZA	25	200	5		15 11 13		15 11 14	16 11 11								
15 FULIGNI	21	204	4	10 Ex	18 13 14	15 Rt 16	14 12 12	14 10 14								
16 PONS	9	216	12			13 14 9										
17 HENDRA PRATAM	9	216	0	23 18	20 Rt 16	21 17 15	20 16 21	17 12 12								
18 BASSANI	8	217	1		10 Rt Rt	16 13 19	16 18 Rt	23 14 13								
19 HOBELSBERGER	6	219	2	19 13	19 Rt Rt	18 16 17	18 15 18	25 Rt 19								
20 MANFREDI	6	219	0			14 Rt 13		20 13 Rt								
21 VERDOIA	6	219	0	18 15	13 Rt 15	19 Rt 20	24 20 19	18 15 15								
22 CRESSON	6	219	0	22 17	23 14 18	20 15 14	22 19 17	24 16 16								
23 HERRERA	2	223	4			23 19 18	21 14 20	22 17 17								
24 VAN SIKKELERUS	2	223	0	21 16												
25 OKUBO	1	224	1	15 Rt	9 Rt Rt		17 17 15	21 Rt Ns								
26 MONTELLA	1	224	0		24 15 19	24 Rt 21	23 21 22	19 18 Rt								

SP = Superpole - 1 = Race 1 - 2 = Race 2

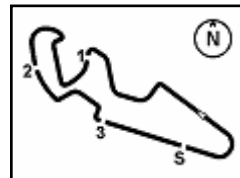
Ns = Did Not Start - Rt = Retired - Ex = Excluded

06/09/2020

These data/results cannot be reproduced, stored and/or transmitted in whole or in part by any manner of electronic, mechanical, photocopying, recording, broadcasting or otherwise now known or herein after developed without the previous express consent by the copyright owner, except for reproduction in daily press and regular printed publications on sale to the public within 60 days of the event related to those data/results and always provided that copyright symbol appears together as follows below.

© DORNA WSBK ORGANIZATION Srl 2020





Pirelli Teruel Round, 4 - 6 September 2020 Championship Standings

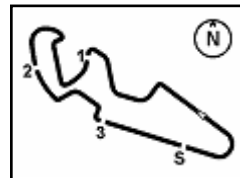
	Points	Points From First	Points From Previous	March 1	August 2	August 9	August 30	September 6	September 20	October 4	October 18							
				PHILLIP ISLAND	JEREZ	PORTIMÃO	ARAGON	TERUEL	BARCELONA	MAGNY-COURS	ESTORIL							
26 MONTELLA Luigi (ITA)	1	224	0		1 20 20	22 23	24 24	25 25										

06/09/2020 First Line: Championship Standings - Second Line: Ranking Progression

These data/results cannot be reproduced, stored and/or transmitted in whole or in part by any manner of electronic, mechanical, photocopying, recording, broadcasting or otherwise now known or herein after developed without the previous express consent by the copyright owner, except for reproduction in daily press and regular printed publications on sale to the public within 60 days of the event related to those data/results and always provided that copyright symbol appears together as follows below.

© DORNA WSBK ORGANIZATION Srl 2020





Pirelli Teruel Round, 4 - 6 September 2020 Championship Standings

Points	Points From First	Points From Previous	WorldSSP Challenge															
			March 1 PHILLIP ISLAND	August 2 JEREZ	August 9 PORTIMÃO	August 30 ARAGON	September 6 TERUEL	September 20 BARCELONA	October 4 MAGNY-COURS	October 18 ESTORIL								
1 RUIZ CARRANZA Alejandro (ESP)	25		5 1	3 1	1 1	1 1	5 1	2 1	5 1	5 1								
2 BASSANI Axel (ITA)	8 17				3 2	2 2	2 2	2 2	2 2	3 2								
3 MANFREDI Kevin (ITA)	6 19 2				3 2	2 2	2 2	2 2	3 3									
4 HERRERA Maria (ESP)	2 23 4						2 4	4 4	4 4									
5 MONTELLA Luigi (ITA)	1 24 1		1 2	2 2	3 4	4 4	5 5	5 5	5 5									

06/09/2020 First Line: Championship Standings - Second Line: Ranking Progression

These data/results cannot be reproduced, stored and/or transmitted in whole or in part by any manner of electronic, mechanical, photocopying, recording, broadcasting or otherwise now known or herein after developed without the previous express consent by the copyright owner, except for reproduction in daily press and regular printed publications on sale to the public within 60 days of the event related to those data/results and always provided that copyright symbol appears together as follows below.

© DORNA WSBK ORGANIZATION Srl 2020

