

Pirelli Teruel Round, 4 - 6 September 2020

Results Warm Up

No.	Rider	Nat	Team	Bike	Class	Time	Gap	Rel.	Laps	Speed	
										Avg	Max
1	55 A. LOCATELLI	ITA	BARDAHL Evan Bros. WorldSSP Team	Yamaha YZF R6		1'53.520			7	161,004	274,8
2	32 I. VINALES	ESP	Kallio Racing	Yamaha YZF R6		1'54.307	0.787	0.787	7	159,896	283,5
3	3 R. DE ROSA	ITA	MV Agusta Reparto Corse	MV Agusta F3 675		1'54.385	0.865	0.078	6	159,787	272,0
4	16 J. CLUZEL	FRA	GMT94 Yamaha	Yamaha YZF R6		1'54.569	1.049	0.184	7	159,530	272,7
5	44 L. MAHIAS	FRA	Kawasaki Puccetti Racing	Kawasaki ZX-6R		1'54.842	1.322	0.273	7	159,151	274,8
6	94 C. PEROLARI	FRA	GMT94 Yamaha	Yamaha YZF R6		1'54.949	1.429	0.107	7	159,003	274,1
7	81 M. GONZALEZ	ESP	Kawasaki ParkinGO Team	Kawasaki ZX-6R		1'54.950	1.430	0.001	7	159,001	274,8
8	56 P. SEBESTYEN	HUN	OXXO Yamaha Team Toth	Yamaha YZF R6		1'54.995	1.475	0.045	7	158,939	274,1
9	38 H. SOOMER	EST	Kallio Racing	Yamaha YZF R6		1'55.057	1.537	0.062	7	158,853	274,8
10	5 P. OETTL	GER	Kawasaki Puccetti Racing	Kawasaki ZX-6R		1'55.067	1.547	0.010	7	158,840	272,0
11	99 D. WEBB	GBR	WRP Wepol Racing	Yamaha YZF R6		1'55.342	1.822	0.275	7	158,461	276,9
12	4 S. ODENDAAL	RSA	EAB Ten Kate Racing	Yamaha YZF R6		1'55.532	2.012	0.190	7	158,200	274,8
13	12 A. RUIZ CARRANZA	ESP	EMPERADOR Racing Team	Yamaha YZF R6	*	1'55.583	2.063	0.051	7	158,131	279,8
14	47 A. BASSANI	ITA	Soradis Yamaha Motoxtracing	Yamaha YZF R6	*	1'55.706	2.186	0.123	7	157,962	276,9
15	34 K. MANFREDI	ITA	Altogoo Racing Team	Yamaha YZF R6	*	1'55.892	2.372	0.186	7	157,709	274,1
16	61 C. ONCU	TUR	Turkish Racing Team	Kawasaki ZX-6R		1'55.941	2.421	0.049	7	157,642	274,8
17	9 G. HENDRA PRATAMA	INA	bLU cRU WorldSSP by MS Racing	Yamaha YZF R6		1'56.201	2.681	0.260	7	157,290	282,0
18	78 H. OKUBO	JPN	Dynavolt Honda	Honda CBR600RR		1'56.214	2.694	0.013	5	157,272	276,2
19	6 M. HERRERA	ESP	Altogoo Racing Team	Yamaha YZF R6		1'56.221	2.701	0.007	7	157,262	278,4
20	22 F. FULIGNI	ITA	MV Agusta Reparto Corse	MV Agusta F3 675		1'56.444	2.924	0.223	6	156,961	269,3
21	84 L. CRESSON	BEL	OXXO Yamaha Team Toth	Yamaha YZF R6		1'56.577	3.057	0.133	7	156,782	272,0
22	25 A. VERDOIA	FRA	bLU cRU WorldSSP by MS Racing	Yamaha YZF R6		1'56.603	3.083	0.026	7	156,747	276,2
23	2 L. MONTELLA	ITA	DK MOTORSPORT	Yamaha YZF R6	*	1'56.786	3.266	0.183	7	156,502	272,7
24	52 P. HOBELSBERGER	GER	Dynavolt Honda	Honda CBR600RR		1'56.807	3.287	0.021	7	156,473	269,3
25	83 L. EPIS	AUS	MPM Routz Racing Team	Yamaha YZF R6		1'57.363	3.843	0.556	6	155,732	270,0

* WorldSSP Challenge

AIR	Humidity:	64%	Temp:	19°C
TRACK	Condition:	Dry	Temp:	24°C

Records	Pole (QP)	2015 J.Cluzel	1'53.138	161,550	Km/h
	Race (RC1)	2020 A.Locatelli	1'54.191	160,060	Km/h
	All Times (QP)	2015 J.Cluzel	1'53.138	161,550	Km/h

Start 06/09/2020 09:25 End 09:41 The results are provisional until the end of the time limit for protests and appeals and the completion of the technical checks.

These data/results cannot be reproduced, stored and/or transmitted in whole or in part by any manner of electronic, mechanical, photocopying, recording, broadcasting or otherwise now known or herein after developed without the previous express consent by the copyright owner, except for reproduction in daily press and regular printed publications on sale to the public within 60 days of the event related to those data/results and always provided that copyright symbol appears together as follows below.

© DORNA WSBK ORGANIZATION Srl 2020

Pirelli Teruel Round, 4 - 6 September 2020

Results Warm Up

Session Highlights

Local Time	No. Rider	Description
09.25.00		Start
09.29.58	6 M. HERRERA	On Asphalt - Re-Joined - Turn 3
09.30.11	34 K. MANFREDI	Current Lap Cancelled - Exceeded Track Limits - Turn 5
09.31.15	12 A. RUIZ CARRANZA	On Asphalt - Re-Joined - Turn 16
09.32.02	78 H. OKUBO	On the Gravel - Re-Joined - Turn 5
09.32.36	81 M. GONZALEZ	On Asphalt - Re-Joined - Turn 9
09.33.43	61 C. ONCU	On Asphalt - Re-Joined - Turn 1
09.33.43	84 L. CRESSON	On Asphalt - Re-Joined - Turn 1
09.35.01	84 L. CRESSON	Lap Cancelled (2'07.271) - Exceeded Track Limits - Turn 3
09.36.38	32 I. VINALES	Current Lap Cancelled - Exceeded Track Limits - Turn 3
09.38.00	83 L. EPIS	Current Lap Cancelled - Exceeded Track Limits - Turn 3
09.38.12	44 L. MAHIAS	Lap Cancelled (2'00.304) - Exceeded Track Limits - Turn 15
09.41.58		End Of Session

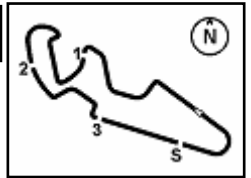
Fastest Laps Sequence

No.	Rider	Nat	Team	Bike	Local Time	Time	Gap	Avg
55	A. LOCATELLI	ITA	BARDAHL Evan Bros. WorldSSP Team	Yamaha YZF R6	09:28'49.209	1'54.709		159,335
55	A. LOCATELLI	ITA	BARDAHL Evan Bros. WorldSSP Team	Yamaha YZF R6	09:30'43.423	1'54.214	-0.495	160,026
55	A. LOCATELLI	ITA	BARDAHL Evan Bros. WorldSSP Team	Yamaha YZF R6	09:39'40.536	1'53.566	-0.648	160,939
55	A. LOCATELLI	ITA	BARDAHL Evan Bros. WorldSSP Team	Yamaha YZF R6	09:41'34.056	1'53.520	-0.046	161,004

Start 09:25 End 09:41 The results are provisional until the end of the time limit for protests and appeals and the completion of the technical checks.

These data/results cannot be reproduced, stored and/or transmitted in whole or in part by any manner of electronic, mechanical, photocopying, recording, broadcasting or otherwise now known or herein after developed without the previous express consent by the copyright owner, except for reproduction in daily press and regular printed publications on sale to the public within 60 days of the event related to those data/results and always provided that copyright symbol appears together as follows below.

© DORNA WSBK ORGANIZATION Srl 2020



Pirelli Teruel Round, 4 - 6 September 2020

Best Sectors & Speed Warm Up

MotorLand Aragon 5.077 m

BEST LAP		
1	55 A. LOCATELLI	Yamaha YZF R6 1'53.520
2	32 I. VINALES	Yamaha YZF R6 1'54.307
3	3 R. DE ROSA	MV Agusta F3 675 1'54.385
4	16 J. CLUZEL	Yamaha YZF R6 1'54.569
5	44 L. MAHIAS	Kawasaki ZX-6R 1'54.842
6	94 C. PEROLARI	Yamaha YZF R6 1'54.949
7	81 M. GONZALEZ	Kawasaki ZX-6R 1'54.950
8	56 P. SEBESTYEN	Yamaha YZF R6 1'54.995
9	38 H. SOOMER	Yamaha YZF R6 1'55.057
10	5 P. OETTL	Kawasaki ZX-6R 1'55.067
11	99 D. WEBB	Yamaha YZF R6 1'55.342
12	4 S. ODENDAAL	Yamaha YZF R6 1'55.532
13	12 A. RUIZ CARRANZA	Yamaha YZF R6 1'55.583
14	47 A. BASSANI	Yamaha YZF R6 1'55.706
15	34 K. MANFREDI	Yamaha YZF R6 1'55.892
16	61 C. ONCU	Kawasaki ZX-6R 1'55.941
17	9 G. HENDRA PRATAMA	Yamaha YZF R6 1'56.201
18	78 H. OKUBO	Honda CBR600RR 1'56.214
19	6 M. HERRERA	Yamaha YZF R6 1'56.221
20	22 F. FULIGNI	MV Agusta F3 675 1'56.444
21	84 L. CRESSON	Yamaha YZF R6 1'56.577
22	25 A. VERDOIA	Yamaha YZF R6 1'56.603
23	2 L. MONTELLA	Yamaha YZF R6 1'56.786
24	52 P. HOBELBERGER	Honda CBR600RR 1'56.807
25	83 L. EPIS	Yamaha YZF R6 1'57.363

SPEED		
1	32 I. VINALES	Yamaha YZF R6 283,5
2	9 G. HENDRA PRATAMA	Yamaha YZF R6 282,0
3	12 A. RUIZ CARRANZA	Yamaha YZF R6 279,8
4	6 M. HERRERA	Yamaha YZF R6 278,4
5	47 A. BASSANI	Yamaha YZF R6 276,9
6	99 D. WEBB	Yamaha YZF R6 276,9
7	25 A. VERDOIA	Yamaha YZF R6 276,2
8	78 H. OKUBO	Honda CBR600RR 276,2
9	4 S. ODENDAAL	Yamaha YZF R6 274,8
10	44 L. MAHIAS	Kawasaki ZX-6R 274,8
11	55 A. LOCATELLI	Yamaha YZF R6 274,8
12	81 M. GONZALEZ	Kawasaki ZX-6R 274,8
13	38 H. SOOMER	Yamaha YZF R6 274,8
14	61 C. ONCU	Kawasaki ZX-6R 274,8
15	34 K. MANFREDI	Yamaha YZF R6 274,1
16	94 C. PEROLARI	Yamaha YZF R6 274,1
17	56 P. SEBESTYEN	Yamaha YZF R6 274,1
18	2 L. MONTELLA	Yamaha YZF R6 272,7
19	16 J. CLUZEL	Yamaha YZF R6 272,7
20	3 R. DE ROSA	MV Agusta F3 675 272,0
21	84 L. CRESSON	Yamaha YZF R6 272,0
22	5 P. OETTL	Kawasaki ZX-6R 272,0
23	83 L. EPIS	Yamaha YZF R6 270,0
24	22 F. FULIGNI	MV Agusta F3 675 269,3
25	52 P. HOBELBERGER	Honda CBR600RR 269,3

SEG. 1		SEG. 2		SEG. 3		SEG. 4	
1	55 A. LOCATELLI 32.130	1	32 I. VINALES 31.867	1	55 A. LOCATELLI 21.658	1	55 A. LOCATELLI 27.767
2	38 H. SOOMER 32.360	2	55 A. LOCATELLI 31.899	2	44 L. MAHIAS 21.757	2	32 I. VINALES 27.801
3	32 I. VINALES 32.460	3	3 R. DE ROSA 32.005	3	32 I. VINALES 21.864	3	56 P. SEBESTYEN 27.845
4	3 R. DE ROSA 32.460	4	38 H. SOOMER 32.085	4	38 H. SOOMER 21.875	4	81 M. GONZALEZ 27.852
5	81 M. GONZALEZ 32.467	5	16 J. CLUZEL 32.099	5	3 R. DE ROSA 21.881	5	16 J. CLUZEL 27.886
6	16 J. CLUZEL 32.477	6	94 C. PEROLARI 32.169	6	16 J. CLUZEL 21.972	6	12 A. RUIZ CARRANZA 27.898
7	56 P. SEBESTYEN 32.516	7	56 P. SEBESTYEN 32.202	7	94 C. PEROLARI 22.010	7	34 K. MANFREDI 27.899
8	44 L. MAHIAS 32.539	8	81 M. GONZALEZ 32.233	8	81 M. GONZALEZ 22.010	8	94 C. PEROLARI 27.978
9	99 D. WEBB 32.601	9	4 S. ODENDAAL 32.242	9	5 P. OETTL 22.041	9	99 D. WEBB 27.997
10	5 P. OETTL 32.617	10	44 L. MAHIAS 32.250	10	56 P. SEBESTYEN 22.086	10	9 G. HENDRA PRATAMA 28.001
11	94 C. PEROLARI 32.622	11	5 P. OETTL 32.255	11	12 A. RUIZ CARRANZA 22.165	11	3 R. DE ROSA 28.007
12	61 C. ONCU 32.744	12	47 A. BASSANI 32.415	12	6 M. HERRERA 22.171	12	38 H. SOOMER 28.025
13	4 S. ODENDAAL 32.760	13	61 C. ONCU 32.434	13	99 D. WEBB 22.200	13	5 P. OETTL 28.088
14	12 A. RUIZ CARRANZA 32.804	14	99 D. WEBB 32.435	14	47 A. BASSANI 22.208	14	47 A. BASSANI 28.093
15	47 A. BASSANI 32.810	15	12 A. RUIZ CARRANZA 32.512	15	78 H. OKUBO 22.226	15	4 S. ODENDAAL 28.107
16	2 L. MONTELLA 32.871	16	34 K. MANFREDI 32.524	16	34 K. MANFREDI 22.242	16	44 L. MAHIAS 28.116
17	34 K. MANFREDI 32.889	17	9 G. HENDRA PRATAMA 32.579	17	61 C. ONCU 22.254	17	6 M. HERRERA 28.135
18	6 M. HERRERA 32.916	18	84 L. CRESSON 32.609	18	4 S. ODENDAAL 22.269	18	61 C. ONCU 28.208
19	22 F. FULIGNI 32.963	19	78 H. OKUBO 32.625	19	25 A. VERDOIA 22.327	19	84 L. CRESSON 28.244
20	78 H. OKUBO 33.001	20	2 L. MONTELLA 32.626	20	9 G. HENDRA PRATAMA 22.347	20	25 A. VERDOIA 28.330
21	9 G. HENDRA PRATAMA 33.004	21	25 A. VERDOIA 32.659	21	84 L. CRESSON 22.374	21	78 H. OKUBO 28.362
22	52 P. HOBELBERGER 33.047	22	22 F. FULIGNI 32.674	22	22 F. FULIGNI 22.386	22	22 F. FULIGNI 28.383
23	84 L. CRESSON 33.082	23	6 M. HERRERA 32.739	23	2 L. MONTELLA 22.389	23	52 P. HOBELBERGER 28.485
24	25 A. VERDOIA 33.159	24	52 P. HOBELBERGER 32.756	24	52 P. HOBELBERGER 22.398	24	2 L. MONTELLA 28.602
25	83 L. EPIS 33.292	25	83 L. EPIS 32.788	25	83 L. EPIS 22.478	25	83 L. EPIS 28.663

06/09/2020

These data/results cannot be reproduced, stored and/or transmitted in whole or in part by any manner of electronic, mechanical, photocopying, recording, broadcasting or otherwise now known or herein after developed without the previous express consent by the copyright owner, except for reproduction in daily press and regular printed publications on sale to the public within 60 days of the event related to those data/results and always provided that copyright symbol appears together as follows below.

© DORNA WSBK ORGANIZATION Srl 2020

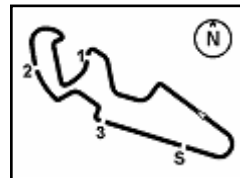
FICR PERUGIA TIMING



Official Tyre Supplier



Official Timekeeper



MotorLand Aragon 5.077 m

Pirelli Teruel Round, 4 - 6 September 2020

Ideal Times Warm Up

No.	Rider	Nat	Bike	Seg. 1	Seg. 2	Seg. 3	Seg. 4	Ideal Time		
				Diff. 1	Diff. 2	Diff. 3	Diff. 4	Best Lap	Pos.	Diff.
1	55 A. LOCATELLI	ITA	Yamaha YZF R6	32.130	31.899 +0.066	21.658	27.767	1'53.454	1	0.066
2	32 I. VINALES	ESP	Yamaha YZF R6	32.460 +0.007	31.867 +0.193	21.864 +0.097	27.801 +0.018	1'53.992 1'54.307	2	0.315
3	38 H. SOOMER	EST	Yamaha YZF R6	32.360 +0.436	32.085 +0.156	21.875	28.025 +0.120	1'54.345 1'55.057	9	0.712
4	3 R. DE ROSA	ITA	MV Agusta F3 675	32.460	32.005	21.881	28.007 +0.032	1'54.353 1'54.385	3	0.032
5	16 J. CLUZEL	FRA	Yamaha YZF R6	32.477	32.099 +0.120	21.972 +0.015	27.886	1'54.434 1'54.569	4	0.135
6	81 M. GONZALEZ	ESP	Kawasaki ZX-6R	32.467 +0.311	32.233 +0.059	22.010 +0.018	27.852	1'54.562 1'54.950	7	0.388
7	56 P. SEBESTYEN	HUN	Yamaha YZF R6	32.516 +0.023	32.202 +0.113	22.086 +0.049	27.845 +0.161	1'54.649 1'54.995	8	0.346
8	44 L. MAHIAS	FRA	Kawasaki ZX-6R	32.539 +0.020	32.250	21.757	28.116 +0.160	1'54.662 1'54.842	5	0.180
9	94 C. PEROLARI	FRA	Yamaha YZF R6	32.622 +0.014	32.169 +0.018	22.010 +0.036	27.978 +0.102	1'54.779 1'54.949	6	0.170
10	5 P. OETTL	GER	Kawasaki ZX-6R	32.617	32.255	22.041 +0.062	28.088 +0.004	1'55.001 1'55.067	10	0.066
11	99 D. WEBB	GBR	Yamaha YZF R6	32.601	32.435 +0.009	22.200 +0.005	27.997 +0.095	1'55.233 1'55.342	11	0.109
12	4 S. ODENDAAL	RSA	Yamaha YZF R6	32.760 +0.094	32.242	22.269 +0.060	28.107	1'55.378 1'55.532	12	0.154
13	12 A. RUIZ CARRANZA	ESP	Yamaha YZF R6	32.804 +0.068	32.512 +0.041	22.165	27.898 +0.095	1'55.379 1'55.583	13	0.204
14	47 A. BASSANI	ITA	Yamaha YZF R6	32.810	32.415 +0.052	22.208 +0.128	28.093	1'55.526 1'55.706	14	0.180
15	34 K. MANFREDI	ITA	Yamaha YZF R6	32.889 +0.104	32.524 +0.163	22.242 +0.071	27.899	1'55.554 1'55.892	15	0.338
16	61 C. ONCU	TUR	Kawasaki ZX-6R	32.744 +0.135	32.434 +0.131	22.254 +0.035	28.208	1'55.640 1'55.941	16	0.301
17	9 G. HENDRA PRATAMA	INA	Yamaha YZF R6	33.004 +0.075	32.579 +0.115	22.347 +0.002	28.001 +0.078	1'55.931 1'56.201	17	0.270
18	6 M. HERRERA	ESP	Yamaha YZF R6	32.916 +0.192	32.739	22.171 +0.012	28.135 +0.056	1'55.961 1'56.221	19	0.260
19	78 H. OKUBO	JPN	Honda CBR600RR	33.001	32.625	22.226	28.362	1'56.214 1'56.214	18	
20	84 L. CRESSON	BEL	Yamaha YZF R6	33.082 +0.268	32.609	22.374	28.244	1'56.309 1'56.577	21	0.268
21	22 F. FULIGNI	ITA	MV Agusta F3 675	32.963	32.674	22.386 +0.038	28.383	1'56.406 1'56.444	20	0.038
22	25 A. VERDOIA	FRA	Yamaha YZF R6	33.159	32.659 +0.116	22.327	28.330 +0.012	1'56.475 1'56.603	22	0.128
23	2 L. MONTELLA	ITA	Yamaha YZF R6	32.871	32.626 +0.071	22.389	28.602 +0.227	1'56.488 1'56.786	23	0.298
24	52 P. HOBELSBERGER	GER	Honda CBR600RR	33.047 +0.026	32.756 +0.019	22.398	28.485 +0.076	1'56.686 1'56.807	24	0.121
25	83 L. EPIS	AUS	Yamaha YZF R6	33.292 +0.007	32.788 +0.063	22.478 +0.058	28.663 +0.014	1'57.221 1'57.363	25	0.142
Overall Ideal Time				32.130	31.867	21.658	27.767	1'53.422		

06/09/2020

These data/results cannot be reproduced, stored and/or transmitted in whole or in part by any manner of electronic, mechanical, photocopying, recording, broadcasting or otherwise now known or herein after developed without the previous express consent by the copyright owner, except for reproduction in daily press and regular printed publications on sale to the public within 60 days of the event related to those data/results and always provided that copyright symbol appears together as follows below.

© DORNA WSBK ORGANIZATION Srl 2020

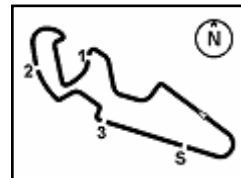
FICR PERUGIA TIMING



Official Tyre Supplier



Official Timekeeper



1° 55 A. LOCATELLI (1'53.520)							
Lap	Seg.1	Seg.2	Seg.3	Seg.4	Lap Time	km/h	Local Time
1		33.212	22.144	28.262	270,7	9:26'54.500	
2	32.719	32.150	21.930	27.910	1'54.709	273,4	9:28'49.209
3	32.409	32.093	21.822	27.890	1'54.214	274,8	9:30'43.423
4	32.467	32.053	21.816	27.931	1'54.267	273,4	9:32'37.690
5	32.461	32.063	22.005	36.018	2'02.547P	262,1	9:34'40.237
6	1'44.409	32.213	22.289	27.822	3'06.733P	272,7	9:37'46.970
7	32.175	31.899	21.722	27.770	1'53.566	274,1	9:39'40.536
8	32.130	31.965	21.658	27.767	1'53.520	274,8	9:41'34.056

7	32.798	32.331	22.014	28.039	1'55.182	274,1	9:38'49.910
8	32.622	32.325	22.170	27.978	1'55.095	272,0	9:40'45.005

2° 32 I. VINALES (1'54.307)							
Lap	Seg.1	Seg.2	Seg.3	Seg.4	Lap Time	km/h	Local Time
1		33.730	27.823	28.352	270,0	9:27'12.637	
2	32.460	32.648	21.984	28.139	1'55.231	270,7	9:29'07.868
3	32.548	32.090	21.864	28.068	1'54.570	272,7	9:31'02.438
4	32.472	31.978	21.982	27.943	1'54.375	283,5	9:32'56.813
5	32.467	32.060	21.961	27.819	1'54.307	279,1	9:34'51.120
6	39.507	32.178	22.173	29.105	2'02.963C	270,0	9:36'54.083
7	32.644	36.871	22.459	28.872	2'00.846	268,0	9:38'54.929
8	32.525	31.867	22.183	27.801	1'54.376	278,4	9:40'49.305

7° 81 M. GONZALEZ (1'54.950)							
Lap	Seg.1	Seg.2	Seg.3	Seg.4	Lap Time	km/h	Local Time
1		34.148	22.685	28.382	268,7	9:27'03.894	
2	33.146	32.590	22.550	28.457	1'56.743	270,0	9:29'00.637
3	32.986	32.512	22.326	28.101	1'55.925	274,8	9:30'56.562
4	32.855	41.537	22.354	28.316	2'05.062	272,7	9:33'01.624
5	32.778	32.292	22.028	27.852	1'54.950	273,4	9:34'56.574
6	32.694	32.233	22.182	28.731	1'55.840	262,1	9:36'52.414
7	32.637	32.497	22.010	28.037	1'55.181	273,4	9:38'47.595
8	32.467	32.383	22.634	28.114	1'55.598	271,4	9:40'43.193

3° 3 R. DE ROSA (1'54.385)							
Lap	Seg.1	Seg.2	Seg.3	Seg.4	Lap Time	km/h	Local Time
1		35.183	23.772	36.580	261,5	9:27'48.239	
2	2'52.454	33.720	22.778	28.509	4'17.461P	269,3	9:32'05.700
3	32.860	32.562	22.112	28.264	1'55.798	269,3	9:34'01.498
4	32.642	32.306	22.044	28.032	1'55.024	270,7	9:35'56.522
5	32.624	32.271	22.119	28.029	1'55.043	270,0	9:37'51.565
6	32.539	32.185	21.937	28.007	1'54.668	272,0	9:39'46.233
7	32.460	32.005	21.881	28.039	1'54.385	270,0	9:41'40.618

8° 56 P. SEBESTYEN (1'54.995)							
Lap	Seg.1	Seg.2	Seg.3	Seg.4	Lap Time	km/h	Local Time
1		34.709	23.251	28.778	273,4	9:27'05.794	
2	38.870	33.153	22.228	28.064	2'02.315	273,4	9:29'08.109
3	32.539	32.315	22.135	28.006	1'54.995	272,0	9:31'03.104
4	32.516	32.202	22.086	28.254	1'55.058	272,7	9:32'58.162
5	32.694	32.505	22.467	28.057	1'55.723	272,0	9:34'53.885
6	32.587	32.337	22.117	28.004	1'55.045	273,4	9:36'48.930
7	32.519	32.327	22.307	27.971	1'55.124	273,4	9:38'44.054
8	32.824	32.471	22.336	27.845	1'55.476	274,1	9:40'39.530

4° 16 J. CLUZEL (1'54.569)							
Lap	Seg.1	Seg.2	Seg.3	Seg.4	Lap Time	km/h	Local Time
1		34.693	23.045	28.335	268,7	9:28'03.369	
2	33.092	32.362	22.474	28.058	1'55.986	271,4	9:29'59.355
3	32.574	32.099	22.064	27.970	1'54.707	271,4	9:31'54.062
4	32.481	32.205	21.988	27.972	1'54.646	271,4	9:33'48.708
5	32.477	32.219	21.987	27.886	1'54.569	272,0	9:35'43.277
6	32.529	32.293	21.972	27.982	1'54.776	272,0	9:37'38.053
7	32.508	32.213	22.004	27.927	1'54.652	272,7	9:39'32.705
8	32.484	32.204	22.042	27.981	1'54.711	272,7	9:41'27.416

9° 38 H. SOOMER (1'55.057)							
Lap	Seg.1	Seg.2	Seg.3	Seg.4	Lap Time	km/h	Local Time
1		33.435	22.257	28.565	268,7	9:27'09.386	
2	32.839	32.270	22.176	28.312	1'55.597	274,1	9:29'04.983
3	32.620	32.377	22.224	32.487	1'59.708	273,4	9:31'04.691
4	33.263	32.165	22.347	28.114	1'55.889	274,8	9:33'00.580
5	32.935	32.832	22.124	28.025	1'55.916	273,4	9:34'56.496
6	32.456	32.085	22.445	28.553	1'55.539	270,7	9:36'52.035
7	32.796	32.241	21.875	28.145	1'55.057	272,7	9:38'47.092
8	32.360	32.604	22.364	28.287	1'55.615	271,4	9:40'42.707

5° 44 L. MAHIAS (1'54.842)							
Lap	Seg.1	Seg.2	Seg.3	Seg.4	Lap Time	km/h	Local Time
1		33.953	38.599	37.443	216,4	9:27'42.399	
2	32.724	32.348	22.089	28.155	1'55.316	274,8	9:29'37.715
3	33.256	32.554	22.087	28.920	1'56.817	251,2	9:31'34.532
4	32.540	32.379	22.009	28.116	1'55.044	272,7	9:33'29.576
5	32.559	32.250	21.757	28.276	1'54.842	269,3	9:35'24.418
6	32.917	32.373	22.839	32.175	2'00.304C	257,1	9:37'24.722
7	32.945	32.480	21.878	28.313	1'55.616	268,0	9:39'20.338
8	32.539	32.309	21.938	28.229	1'55.015	268,7	9:41'15.353

10° 5 P. OETTL (1'55.067)							
Lap	Seg.1	Seg.2	Seg.3	Seg.4	Lap Time	km/h	Local Time
1		34.591	24.046	29.253	269,3	9:27'41.450	
2	33.087	32.564	22.325	28.364	1'56.340	266,0	9:29'37.790
3	33.339	32.698	22.266	28.107	1'56.410	271,4	9:31'34.200
4	32.680	32.369	22.087	28.322	1'55.458	268,7	9:33'29.658
5	32.681	32.324	22.041	28.191	1'55.237	270,7	9:35'24.895
6	32.635	32.359	23.114	31.011	1'59.119	259,6	9:37'24.014
7	34.108	32.415	22.157	28.088	1'56.768	270,0	9:39'20.782
8	32.617	32.255	22.103	28.092	1'55.067	272,0	9:41'15.849

6° 94 C. PEROLARI (1'54.949)							
Lap	Seg.1	Seg.2	Seg.3	Seg.4	Lap Time	km/h	Local Time
1		33.273	22.248	28.383	268,0	9:26'55.274	
2	32.811	32.293	22.131	28.180	1'55.415	270,7	9:28'50.689
3	32.636	32.187	22.046	28.080	1'54.949	270,7	9:30'45.638
4	32.669	32.169	22.010	28.151	1'54.999	270,0	9:32'40.637
5	32.768	32.386	22.509	28.578	1'56.241	265,4	9:34'36.878
6	37.254	49.711	22.310	28.575	2'17.850	271,4	9:36'54.728

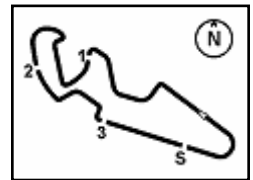
11° 99 D. WEBB (1'55.342)							
Lap	Seg.1	Seg.2	Seg.3	Seg.4	Lap Time	km/h	Local Time
1		34.432	23.330	28.541	269,3	9:27'10.398	
2	33.988	34.126	22.346	28.222	1'58.682	272,0	9:29'09.080
3	32.601	32.444	22.205	28.092	1'55.342	271,4	9:31'04.422
4	32.868	32.435	22.200	28.245	1'55.748	272,0	9:33'00.170
5	32.890	34.573	25.491	28.340	2'01.294	270,7	9:35'01.464
6	32.859	32.489	22.261	28.086	1'55.695	272,0	9:36'57.159
7	32.736	32.576	22.611	27.997	1'55.920	276,9	9:38'53.079
8	32.774	32.464	22.229	28.080	1'55.547	273,4	9:40'48.626

12° 4 S. ODENDAAL (1'55.532)							
Lap	Seg.1	Seg.2	Seg.3	Seg.4	Lap Time	km/h	Local Time
1		34.652	23.615	28.579	270,7	9:27'04.750	
2	33.448	32.925	22.803	28.388	1'57.564	272,0	9:29'02.314

06/09/2020 P = Pits In/Out - C = Lap Time Cancelled

These data/results cannot be reproduced, stored and/or transmitted in whole or in part by any manner of electronic, mechanical, photocopying, recording, broadcasting or otherwise now known or herein after developed without the previous express consent by the copyright owner, except for reproduction in daily press and regular printed publications on sale to the public within 60 days of the event related to those data/results and always provided that copyright symbol appears together as follows below.

© DORNA WSBK ORGANIZATION Srl 2020



Pirelli Teruel Round, 4 - 6 September 2020

Chronological Analysis Warm Up

Lap	Seg.1	Seg.2	Seg.3	Seg.4	Lap Time	km/h	Local Time
3	32.959	32.376	22.477	28.417	1'56.229	274,1	9:30'58.543
4	33.981	32.457	22.319	28.254	1'57.011	274,1	9:32'55.554
5	32.854	32.242	22.329	28.107	1'55.532	274,8	9:34'51.086
6	32.760	32.606	22.269	28.567	1'56.202	270,7	9:36'47.288
7	32.817	32.417	22.384	28.237	1'55.855	270,7	9:38'43.143
8	32.933	32.506	22.281	28.329	1'56.049	269,3	9:40'39.192

13° 12 A. RUIZ CARRANZA (1'55.583)							
Lap	Seg.1	Seg.2	Seg.3	Seg.4	Lap Time	km/h	Local Time
1		34.405	23.064	28.529		277,6	9:27'05.940
2	33.693	32.668	22.531	28.268	1'57.160	279,8	9:29'03.100
3	33.301	32.512	22.378	28.959	1'57.150	279,1	9:31'00.250
4	33.100	32.530	22.376	28.043	1'56.049	275,5	9:32'56.299
5	32.872	32.553	22.165	27.993	1'55.583	276,2	9:34'51.882
6	32.852	32.597	22.789	28.051	1'56.289	273,4	9:36'48.171
7	32.804	32.573	22.229	27.987	1'55.593	276,2	9:38'43.764
8	32.927	32.531	22.246	27.898	1'55.602	272,7	9:40'39.366

14° 47 A. BASSANI (1'55.706)							
Lap	Seg.1	Seg.2	Seg.3	Seg.4	Lap Time	km/h	Local Time
1		34.239	24.199	28.318		276,9	9:27'05.313
2	33.412	32.750	22.972	28.212	1'57.346	276,9	9:29'02.659
3	33.108	32.484	22.494	28.255	1'56.341	275,5	9:30'59.000
4	32.810	32.467	22.336	28.093	1'55.706	275,5	9:32'54.706
5	32.880	32.415	22.404	28.134	1'55.833	272,0	9:34'50.539
6	33.121	32.438	22.208	28.364	1'56.131	268,7	9:36'46.670
7	33.025	32.508	23.081	28.422	1'57.036	267,3	9:38'43.706
8	33.446	32.521	22.371	28.213	1'56.551	270,0	9:40'40.257

15° 34 K. MANFREDI (1'55.892)							
Lap	Seg.1	Seg.2	Seg.3	Seg.4	Lap Time	km/h	Local Time
1		33.289	22.453	28.437		266,7	9:26'55.897
2	33.090	32.696	22.242	28.403	1'56.431	268,7	9:28'52.328
3	35.685	35.489	25.643	28.265	2'05.082C	271,4	9:30'57.410
4	33.014	32.576	22.299	28.233	1'56.122	272,0	9:32'53.532
5	32.889	32.524	22.332	31.862	1'59.607	268,0	9:34'53.139
6	32.993	32.687	22.313	27.899	1'55.892	273,4	9:36'49.031
7	33.114	32.645	22.533	28.376	1'56.668	274,1	9:38'45.699
8	33.018	32.827	22.330	28.393	1'56.568	268,0	9:40'42.267

16° 61 C. ONCU (1'55.941)							
Lap	Seg.1	Seg.2	Seg.3	Seg.4	Lap Time	km/h	Local Time
1		34.093	23.415	28.500		269,3	9:27'05.145
2	33.192	32.920	22.892	28.259	1'57.263	274,1	9:29'02.408
3	33.048	32.473	22.446	28.226	1'56.193	274,8	9:30'58.601
4	32.879	32.565	22.289	28.208	1'55.941	269,3	9:32'54.542
5	37.858	32.716	22.254	28.245	2'01.073	270,7	9:34'55.615
6	32.744	32.434	22.407	28.423	1'56.008	269,3	9:36'51.623
7	33.318	32.505	22.773	28.466	1'57.062	269,3	9:38'48.685
8	32.976	32.663	22.520	28.289	1'56.448	271,4	9:40'45.133

17° 9 G. HENDRA PRATAMA (1'56.201)							
Lap	Seg.1	Seg.2	Seg.3	Seg.4	Lap Time	km/h	Local Time
1		33.495	22.931	28.435		273,4	9:27'07.407
2	33.150	32.922	22.435	28.171	1'56.678	276,9	9:29'04.085
3	33.177	32.646	22.648	28.001	1'56.472	282,0	9:31'00.557
4	33.004	32.783	22.366	34.397	2'02.550	279,1	9:33'03.107
5	33.471	32.872	22.457	28.201	1'57.001	274,8	9:35'00.108
6	33.079	32.694	22.349	28.079	1'56.201	276,2	9:36'56.309
7	33.316	32.749	22.520	28.043	1'56.628	279,8	9:38'52.937
8	33.199	32.579	22.347	28.107	1'56.232	276,9	9:40'49.169

18° 78 H. OKUBO (1'56.214)								
Lap	Seg.1	Seg.2	Seg.3	Seg.4	Lap Time	km/h	Local Time	
1			35.063	23.668	28.926		271,4	9:27'05.759
2	33.545	32.718	22.603	28.449	1'57.315	275,5	9:29'03.074	
3	33.001	32.625	22.226	28.362	1'56.214	276,2	9:30'59.288	
4	58.521	38.724	22.878	35.679	2'35.802P	264,7	9:33'35.090	
5	3'26.450	33.527	22.672	29.067	4'51.716P	264,1	9:38'26.806	
6	33.587	33.178	22.533	28.603	1'57.901	265,4	9:40'24.707	

19° 6 M. HERRERA (1'56.221)								
Lap	Seg.1	Seg.2	Seg.3	Seg.4	Lap Time	km/h	Local Time	
1			33.471	22.687	28.550		272,7	9:26'56.914
2	33.213	33.230	22.274	29.456	1'58.173	272,7	9:28'55.087	
3	37.091	33.139	22.538	28.258	2'01.026	273,4	9:30'56.113	
4	33.108	32.739	22.183	28.191	1'56.221	273,4	9:32'52.334	
5	33.257	32.921	25.146	30.922	2'02.246	264,7	9:34'54.580	
6	33.220	32.892	22.888	29.192	1'58.192	251,2	9:36'52.772	
7	33.107	32.891	22.171	28.177	1'56.346	275,5	9:38'49.118	
8	32.916	32.791	22.390	28.135	1'56.232	278,4	9:40'45.350	

20° 22 F. FULIGNI (1'56.444)								
Lap	Seg.1	Seg.2	Seg.3	Seg.4	Lap Time	km/h	Local Time	
1			34.022	25.294	28.711		268,0	9:27'50.467
2	33.652	33.141	22.747	28.440	1'57.980	268,0	9:29'48.447	
3	33.223	32.992	22.386	28.498	1'57.099	268,7	9:31'45.546	
4	33.153	32.806	22.469	34.535	2'02.963P	268,0	9:33'48.509	
5	2'39.203	34.772	22.691	28.551	4'05.217P	269,3	9:37'53.726	
6	33.320	32.858	22.532	28.451	1'57.161	268,0	9:39'50.887	
7	32.963	32.674	22.424	28.383	1'56.444	268,7	9:41'47.331	

21° 84 L. CRESSON (1'56.577)								
Lap	Seg.1	Seg.2	Seg.3	Seg.4	Lap Time	km/h	Local Time	
1			33.808	23.261	28.769		263,4	9:26'59.446
2	33.613	33.168	22.681	28.701	1'58.163	266,0	9:28'57.609	
3	33.440	32.748	22.511	28.638	1'57.337	265,4	9:30'54.946	
4	33.274	32.734	22.458	28.545	1'57.011	264,7	9:32'51.957	
5	43.375	32.840	22.587	28.469	2'07.271C	267,3	9:34'59.228	
6	33.082	32.632	22.519	28.460	1'56.693	268,0	9:36'55.921	
7	33.399	32.800	22.457	28.484	1'57.140	268,0	9:38'53.061	
8	33.350	32.609	22.374	28.244	1'56.577	272,0	9:40'49.638	

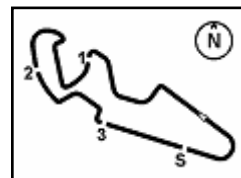
22° 25 A. VERDOIA (1'56.603)								
Lap	Seg.1	Seg.2	Seg.3	Seg.4	Lap Time	km/h	Local Time	
1			34.038	22.952	28.616		272,7	9:27'00.027
2	33.494	33.109	22.710	28.427	1'57.740	276,2	9:28'57.767	
3	33.618	33.065	23.135	29.317	1'59.135	254,7	9:30'56.902	
4	33.159	32.775	22.327	28.342	1'56.603	272,0	9:32'53.505	
5	33.256	32.791	22.553	28.976	1'57.576	255,9	9:34'51.081	
6	33.599	33.297	22.581	28.330	1'57.807	273,4	9:36'48.888	
7	33.177	32.659	22.492	28.435	1'56.763	272,7	9:38'45.651	
8	33.422	32.930	22.975	42.548	2'11.875P	274,8	9:40'57.526	

23° 2 L. MONTELLA (1'56.786)								
Lap	Seg.1	Seg.2	Seg.3	Seg.4	Lap Time	km/h	Local Time	
1			33.284	22.638	28.672		268,7	9:26'57.532
2	33.503	32.864	22.538	28.859	1'57.764	272,0	9:28'55.296	
3	33.473	32.863	22.578	28.602	1'57.516	272,7	9:30'52.812	
4	33.686	33.659	27.759	28.841	2'03.945	270,0	9:32'56.757	
5	32.973	33.313	22.427	28.653	1'57.366	269,3	9:34'54.123	
6	32.871	32.697	22.389	28.829	1'56.786	267,3	9:36'50.909	
7	34.601	35.066	22.536	28.937	2'01.140	268,0	9:38'52.049	
8	32.948	32.626	22.494	28.752	1'56.820	267,3	9:40'48.869	

06/09/2020 P = Pits In/Out - C = Lap Time Cancelled

These data/results cannot be reproduced, stored and/or transmitted in whole or in part by any manner of electronic, mechanical, photocopying, recording, broadcasting or otherwise now known or herein after developed without the previous express consent by the copyright owner, except for reproduction in daily press and regular printed publications on sale to the public within 60 days of the event related to those data/results and always provided that copyright symbol appears together as follows below.

© DORNA WSBK ORGANIZATION Srl 2020



Pirelli Teruel Round, 4 - 6 September 2020

Chronological Analysis Warm Up

24° **52 P. HOBELSBERGER (1'56.807)**

Lap	Seg.1	Seg.2	Seg.3	Seg.4	Lap Time	km/h	Local Time
1		34.969	23.614	35.545		269,3	9:27'13.446
2	33.624	33.082	22.858	28.729	1'58.293	267,3	9:29'11.739
3	33.047	32.851	22.472	28.613	1'56.983	266,7	9:31'08.722
4	33.380	32.835	22.641	28.690	1'57.546	266,0	9:33'06.268
5	33.050	32.756	22.577	28.485	1'56.868	268,0	9:35'03.136
6	33.073	32.775	22.398	28.561	1'56.807	267,3	9:36'59.943
7	41.245	33.923	22.766	28.858	2'06.792	262,8	9:39'06.735
8	33.312	35.829	23.917	37.081	2'10.139P	248,3	9:41'16.874

25° **83 L. EPIS (1'57.363)**

Lap	Seg.1	Seg.2	Seg.3	Seg.4	Lap Time	km/h	Local Time
1		33.752	23.207	28.816		270,0	9:26'57.030
2	33.418	33.132	22.478	28.717	1'57.745	269,3	9:28'54.775
3	33.879	32.803	22.563	28.663	1'57.908	264,7	9:30'52.683
4	33.299	32.851	22.536	28.677	1'57.363	263,4	9:32'50.046
5	33.363	32.799	22.671	28.738	1'57.571	263,4	9:34'47.617
6	33.292	32.788	22.555	28.755	1'57.390	262,1	9:36'45.007
7	48.963	35.002	23.395	37.166	2'24.526CP	257,1	9:39'09.533

06/09/2020 P = Pits In/Out - C = Lap Time Cancelled

These data/results cannot be reproduced, stored and/or transmitted in whole or in part by any manner of electronic, mechanical, photocopying, recording, broadcasting or otherwise now known or herein after developed without the previous express consent by the copyright owner, except for reproduction in daily press and regular printed publications on sale to the public within 60 days of the event related to those data/results and always provided that copyright symbol appears together as follows below.

© DORNA WSBK ORGANIZATION Srl 2020

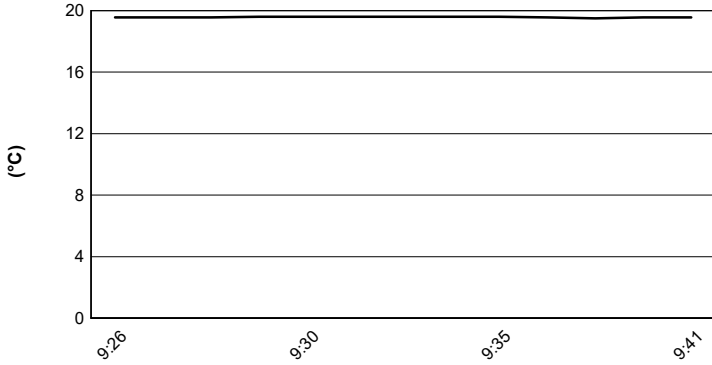


Pirelli Teruel Round, 4 - 6 September 2020

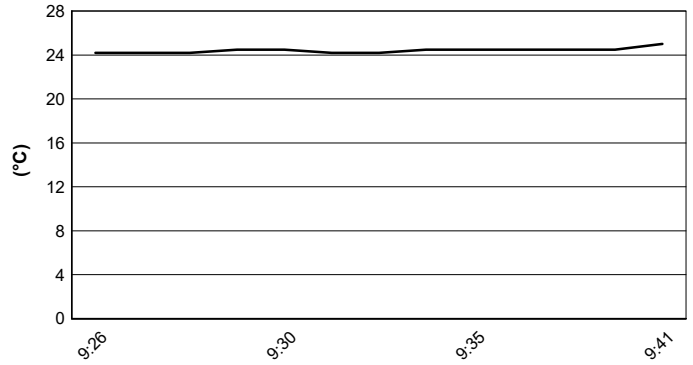
Weather Report Warm Up

Session started 09:25 - Session ended 9:41

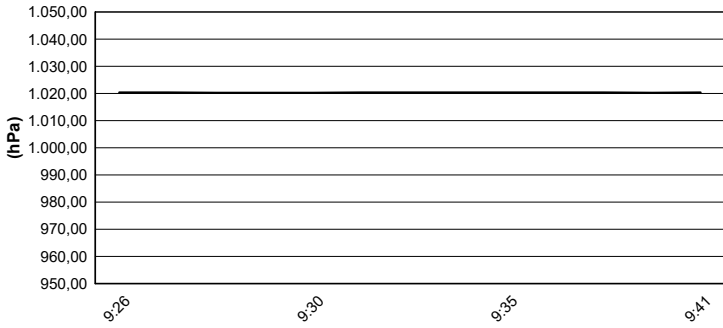
Air Temperature



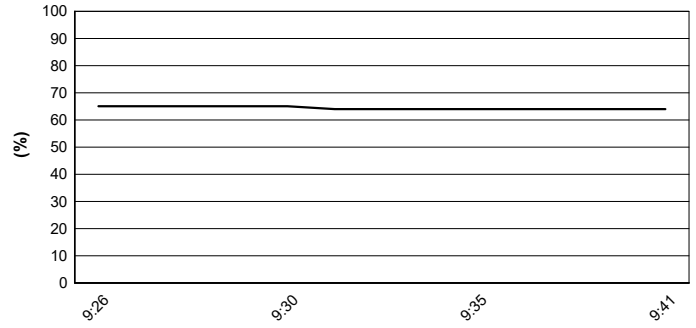
Track Temperature



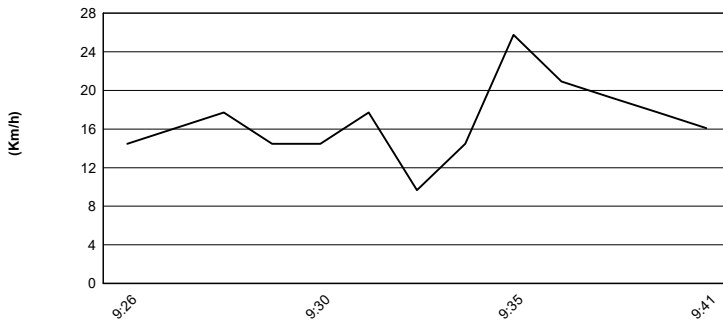
Air Pressure



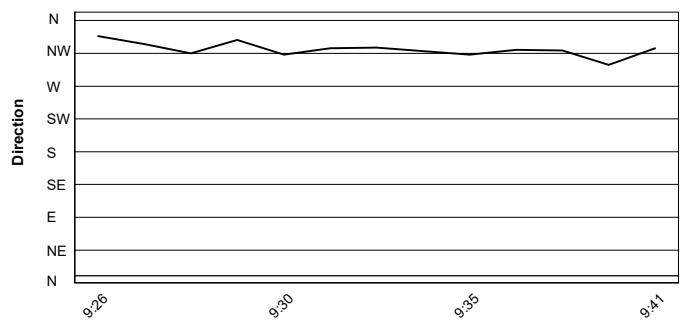
Humidity



Wind Speed



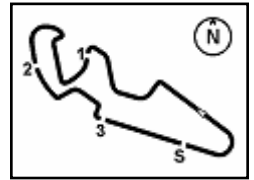
Wind Direction



06/09/2020

These data/results cannot be reproduced, stored and/or transmitted in whole or in part by any manner of electronic, mechanical, photocopying, recording, broadcasting or otherwise now known or herein after developed without the previous express consent by the copyright owner, except for reproduction in daily press and regular printed publications on sale to the public within 60 days of the event related to those data/results and always provided that copyright symbol appears together as follows below.

© DORNA WSBK ORGANIZATION Srl 2020



MotorLand Aragon 5.077 m

Pirelli Teruel Round, 4 - 6 September 2020
Starting Grid - Race 2

15 Laps x 5,077 km = 76,155 km

3	3 DE ROSA R. MV Agusta 1'53.497	2	32 VINALES I. Yamaha 1'53.213	1	55 LOCATELLI A. Yamaha 1'53.003	1
6	5 OETTL P. Kawasaki 1'54.186	5	44 MAHIAS L. Kawasaki 1'54.034	4	16 CLUZEL J. Yamaha 1'53.687	2
9	4 ODENDAAL S. Yamaha 1'54.338	8	81 GONZALEZ M. Kawasaki 1'54.306	7	38 SOOMER H. Yamaha 1'54.271	3
12	94 PEROLARI C. Yamaha 1'54.568	11	61 ONCU C. Kawasaki 1'54.520	10	56 SEBESTYEN P. Yamaha 1'54.395	4
15	83 EPIS L. Yamaha 1'55.200	14	22 FULIGNI F. MV Agusta 1'54.881	13	99 WEBB D. Yamaha 1'54.690	5
18	25 VERDOIA A. Yamaha 1'55.257	17	9 HENDRA PRATAMA G Yamaha 1'55.247	16	12 RUIZ CARRANZA A. Yamaha 1'55.237	6
21	78 OKUBO H. Honda 1'55.333	20	34 MANFREDI K. Yamaha 1'55.304	19	2 MONTELLA L. Yamaha 1'55.266	7
24	84 CRESSON L. Yamaha 1'55.741	23	47 BASSANI A. Yamaha 1'55.679	22	6 HERRERA M. Yamaha 1'55.465	8
				25	52 HOBELSBERGER P. Honda 1'55.976	9

06/09/2020 The Race Director

These data/results cannot be reproduced, stored and/or transmitted in whole or in part by any manner of electronic, mechanical, photocopying, recording, broadcasting or otherwise now known or herein after developed without the previous express consent by the copyright owner, except for reproduction in daily press and regular printed publications on sale to the public within 60 days of the event related to those data/results and always provided that copyright symbol appears together as follows below.

© DORNA WSBK ORGANIZATION Srl 2020

FICR PERUGIA TIMING



Official Tyre Supplier



Official Timekeeper