

## Pirelli Teruel Round, 4 - 6 September 2020 Results Last Chance Race

Laps 10 = 50,770 Km - Time of Race 21'31.595 - Avg. 141,509 km/h

Pos	Grid	No.	Rider	Nat	Team	Bike	Class	LL	Gap	Rel.	Fastest Lap	Speed
1	2	19	V. RODRIGUEZ NUNEZ	ESP	2R Racing	Kawasaki Ninja 400	A	10			2'08.147	210,1
2	1	46	S. DI SORA	FRA	Leader Team Flembo	Kawasaki Ninja 400	A	10	0.798	0.798	2'07.996	206,5
3	7	14	E. DE LA VEGA	FRA	Machado Came SBK	Yamaha YZF-R3	B	10	0.851	0.053	2'08.390	203,4
4	3	2	A. CARRION	ESP	Smrz Racing - Willi Race	Kawasaki Ninja 400	A	10	0.938	0.087	2'08.237	203,0
5	10	80	G. MASTROLUCA	ITA	GP Project	Kawasaki Ninja 400	B	10	0.987	0.049	2'08.471	208,9
6	8	24	D. BLIN	POL	Biblion Motocrossing Yamaha WorldSSP300	Yamaha YZF-R3	A	10	1.104	0.117	2'08.055	207,3
7	6	98	T. BERCOT	FRA	ProGP Racing	Yamaha YZF-R3	B	10	3.601	2.497	2'08.631	203,4
8	11	73	J. PEREZ GONZALEZ	ESP	Machado Came SBK	Yamaha YZF-R3	B	10	7.787	4.186	2'08.698	201,9
9	13	66	E. MCGLINCHEY	GBR	Team#109 Kawasaki	Kawasaki Ninja 400	A	10	10.614	2.827	2'08.800	201,9
10	15	93	A. QUINET	FRA	TGP Racing	Kawasaki Ninja 400	B	10	16.070	5.456	2'09.471	205,7
11	12	3	M. GAGGI	ITA	Machado Came SBK	Yamaha YZF-R3	A	10	16.071	0.001	2'09.427	203,4
12	14	47	M. CERVENKA	CZE	Smrz Racing - Willi Race	Kawasaki Ninja 400	B	10	16.170	0.099	2'09.293	208,9
13	17	59	A. ZANCA	ITA	2R Racing	Kawasaki Ninja 400	B	10	16.337	0.167	2'09.743	204,9
14	18	18	I. OFFER	GBR	Scuderia Maranga Racing	Kawasaki Ninja 400	A	10	1'00.578	44.241	2'13.431	195,7
15	19	40	M. LAHOZ SENLI	ESP	Machado Came SBK	Yamaha YZF-R3	A	10	1'01.998	1.420	2'14.640	195,7
16	20	77	L. GRUAU	FRA	TGP Racing	Kawasaki Ninja 400	A	10	1'20.200	18.202	2'15.504	191,8
-----Not Classified-----												
NC	4	27	F. ROVELLI	ITA	Kawasaki ParkinGO Team	Kawasaki Ninja 400	A	9	1 Lap		2'08.616	204,5
RET	21	68	J. IOVERNO	ITA	Scuderia Maranga Racing	Kawasaki Ninja 400	B	7	3 Laps		2'09.265	202,2
RET	5	45	F. MACAN	BRA	Team Brasil AD 78	Yamaha YZF-R3	A	6	4 Laps		2'08.771	211,4
RET	9	12	R. DORE	FRA	Doré Racing Team	Yamaha YZF-R3	B	6	4 Laps		2'08.697	203,0
RET	16	23	S. MARKARIAN	FRA	Yamaha MS Racing	Yamaha YZF-R3	B	3	7 Laps		2'09.740	196,7

AIR	Humidity:	50%	Temp:	26°C
TRACK	Condition:	Dry	Temp:	41°C

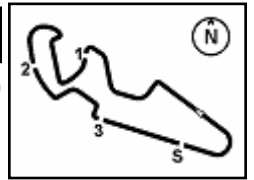
Records	Pole (SP)	2020	J.Buis	2'06.450	144,54 Km/h
	Race (RC)	2019	A.Carrasco	2'07.487	143,37 Km/h
	All Times (SP)	2020	J.Buis	2'06.450	144,54 Km/h
	Race Fastest Lap	Lap 9	S.Di Sora	2'07.996	142,80 Km/h

Start 05/09/2020 13:01 End 13:24 The results are provisional until the end of the time limit for protests and appeals and the completion of the technical checks.

These data/results cannot be reproduced, stored and/or transmitted in whole or in part by any manner of electronic, mechanical, photocopying, recording, broadcasting or otherwise now known or herein after developed without the previous express consent by the copyright owner, except for reproduction in daily press and regular printed publications on sale to the public within 60 days of the event related to those data/results and always provided that copyright symbol appears together as follows below.

© DORNA WSBK ORGANIZATION Srl 2020





## Pirelli Teruel Round, 4 - 6 September 2020

### Results Last Chance Race

#### Race Highlights

Time	No. Rider	Description
12.55.25	19 Rodriguez Nunez	Will start the race from the back of the grid (tyre pressure)
12.55.39	27 Rovelli	Will start the race from the back of the grid (tyre pressure)
12.57.59		Warm-up Lap Start
13.01.24		Start
13.03.34		No Jump Start
13.09.49	23 Markarian	Technical Problem - Turn 12
13.11.08	27 Rovelli	Crashed - Turn 7
13.12.40	23 Markarian	Out
13.13.01	27 Rovelli	Re-joined
13.13.16	27 Rovelli	Entered Pits
13.14.14	27 Rovelli	Exited Pits
13.14.58		2/3 of Race Distance Completed
13.15.08	45 Macan	Technical Problem - Turn 5
13.15.30	12 Dore	Crashed - Turn 9
13.17.43	68 Ioverno	Crashed - Turn 7
13.17.55	45 Macan	Out
13.17.58	12 Dore	Out
13.21.11	68 Ioverno	Out
13.23.10	27 Rovelli	Entered Pits
13.23.40	27 Rovelli	Not Classified for entering pit lane on his final lap
13.24.54		End Of Session

Start                      End                      The results are provisional until the end of the time limit for protests and appeals  
05/09/2020              13:01                      13:24                      and the completion of the technical checks.

These data/results cannot be reproduced, stored and/or transmitted in whole or in part by any manner of electronic, mechanical, photocopying, recording, broadcasting or otherwise now known or herein after developed without the previous express consent by the copyright owner, except for reproduction in daily press and regular printed publications on sale to the public within 60 days of the event related to those data/results and always provided that copyright symbol appears together as follows below.

© DORNA WSBK ORGANIZATION Srl 2020



Official Fuel Supplier

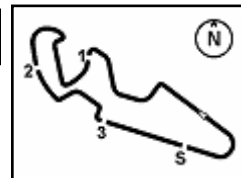


FKR PERGOIA TIMING

Official Tyre Supplier



Official Timekeeper



MotorLand Aragon 5.077 m

## Pirelli Teruel Round, 4 - 6 September 2020

### Lap Chart Last Chance Race

Lap										
	1	2	3	4	5	6	7	8	9	10
1	14	46	19	19	46	14	19	19	19	19
2	46	14	2	14	2	2	2	2	2	46
3	2	2	14	46	14	80	14	14	46	14
4	45	19	27	2	80	19	46	80	14	2
5	24	45	46	45	45	45	80	46	80	80
6	98	24	24	27	19	46	24	24	24	24
7	80	80	45	24	24	24	98	98	98	98
8	12	27	80	80	98	98	73	73	73	73
9	19	98	98	12	12	12	66	66	66	66
10	27	12	12	98	66	73	93	93	93	93
11	66	66	66	66	73	66	3	3	3	3
12	68	23	23	73	93	93	68	47	47	47
13	73	73	73	93	47	47	47	59	59	59
14	23	68	68	68	3	3	59	18	18	18
15	93	93	93	3	68	68	18	40	40	40
16	3	3	3	47	59	59	40	77	77	77
17	47	47	47	59	18	18	77	27	27	
18	59	59	59	18	40	40	27			
19	40	40	18	40	77	77				
20	18	18	40	77	27	27				
21	77	77	77							

Final Result		
1	19	V. RODRIGUEZ NUNE Laps 10
2	46	S. DI SORA 0.798
3	14	E. DE LA VEGA 0.851
4	2	A. CARRION 0.938
5	80	G. MASTROLUCA 0.987
6	24	D. BLIN 1.104
7	98	T. BERCOT 3.601
8	73	J. PEREZ GONZALEZ 7.787
9	66	E. MCGLINCHEY 10.614
10	93	A. QUINET 16.070
11	3	M. GAGGI 16.071
12	47	M. CERVENKA 16.170
13	59	A. ZANCA 16.337
14	18	I. OFFER 1'00.578
15	40	M. LAHOZ SENLI 1'01.998
16	77	L. GRUAU 1'20.200
NC	27	F. ROVELLI 1 Lap
RET	68	J. IOVERNO 3 Laps
RET	45	F. MACAN 4 Laps
RET	12	R. DORE 4 Laps
RET	23	S. MARKARIAN 7 Laps

05/09/2020

These data/results cannot be reproduced, stored and/or transmitted in whole or in part by any manner of electronic, mechanical, photocopying, recording, broadcasting or otherwise now known or herein after developed without the previous express consent by the copyright owner, except for reproduction in daily press and regular printed publications on sale to the public within 60 days of the event related to those data/results and always provided that copyright symbol appears together as follows below.

© DORNA WSBK ORGANIZATION Srl 2020



Official Fuel Supplier

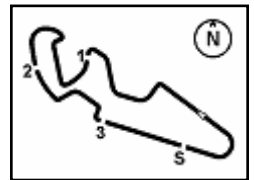


FKR PERUGIA TIMING

Official Tyre Supplier



Official Timekeeper



## Pirelli Teruel Round, 4 - 6 September 2020

### Lap Chart Last Chance Race

#### Lap 1

1	14	E.De La Vega	2'10.940
2	46	S.Di Sora	0.038
3	2	A.Carrion	0.082
4	45	F.Macan	0.188
5	24	D.Blin	0.261
6	98	T.Bercot	0.586
7	80	G.Mastroluca	0.873
8	12	R.Dore	0.902
9	19	V.Rodriguez Nunez	0.922
10	27	F.Rovelli	1.032
11	66	E.McGlinchey	3.504
12	68	J.Ioverno	3.532
13	73	J.Perez Gonzalez	3.555
14	23	S.Markarian	3.568
15	93	A.Quinet	4.001
16	3	M.Gaggi	4.045
17	47	M.Cervenka	4.418
18	59	A.Zanca	4.564
19	40	M.Lahoz Senli	5.626
20	18	I.Offer	7.539
21	77	L.Gruau	9.860

#### Lap 2

1	46	S.Di Sora	4'20.158
2	14	E.De La Vega	0.007
3	2	A.Carrion	0.088
4	19	V.Rodriguez Nunez	0.278
5	45	F.Macan	0.298
6	24	D.Blin	0.557
7	80	G.Mastroluca	0.717
8	27	F.Rovelli	0.751
9	98	T.Bercot	1.390
10	12	R.Dore	1.835
11	66	E.McGlinchey	4.085
12	23	S.Markarian	4.234
13	73	J.Perez Gonzalez	4.469
14	68	J.Ioverno	4.561
15	93	A.Quinet	4.852
16	3	M.Gaggi	5.116
17	47	M.Cervenka	5.324
18	59	A.Zanca	5.703
19	40	M.Lahoz Senli	11.048
20	18	I.Offer	11.752
21	77	L.Gruau	16.146

#### Lap 3

1	19	V.Rodriguez Nunez	6'29.281
2	2	A.Carrion	0.148
3	14	E.De La Vega	0.230
4	27	F.Rovelli	0.244
5	46	S.Di Sora	0.372
6	24	D.Blin	0.465
7	45	F.Macan	0.533
8	80	G.Mastroluca	0.587
9	98	T.Bercot	0.898
10	12	R.Dore	1.409
11	66	E.McGlinchey	4.825
12	23	S.Markarian	4.851
13	73	J.Perez Gonzalez	4.900
14	68	J.Ioverno	4.992
15	93	A.Quinet	5.620
16	3	M.Gaggi	5.944
17	47	M.Cervenka	6.016
18	59	A.Zanca	6.713
19	18	I.Offer	17.185
20	40	M.Lahoz Senli	17.291
21	77	L.Gruau	23.721

#### Lap 4

1	19	V.Rodriguez Nunez	8'38.202
2	14	E.De La Vega	0.033
3	46	S.Di Sora	0.186
4	2	A.Carrion	0.234

5	45	F.Macan	0.383
6	27	F.Rovelli	0.625
7	24	D.Blin	0.809
8	80	G.Mastroluca	0.973
9	12	R.Dore	1.575
10	98	T.Bercot	1.589
11	66	E.McGlinchey	5.541
12	73	J.Perez Gonzalez	5.585
13	93	A.Quinet	6.170
14	68	J.Ioverno	6.282
15	3	M.Gaggi	6.477
16	47	M.Cervenka	6.633
17	59	A.Zanca	8.133
18	18	I.Offer	23.401
19	40	M.Lahoz Senli	23.473
20	77	L.Gruau	30.954

#### Lap 5

1	46	S.Di Sora	10'47.602
2	2	A.Carrion	0.010
3	14	E.De La Vega	0.039
4	80	G.Mastroluca	0.156
5	45	F.Macan	0.177
6	19	V.Rodriguez Nunez	0.797
7	24	D.Blin	1.161
8	98	T.Bercot	1.235
9	12	R.Dore	1.593
10	66	E.McGlinchey	5.627
11	73	J.Perez Gonzalez	5.647
12	93	A.Quinet	6.700
13	47	M.Cervenka	7.083
14	3	M.Gaggi	7.420
15	68	J.Ioverno	7.992
16	59	A.Zanca	8.698
17	18	I.Offer	29.454
18	40	M.Lahoz Senli	29.482
19	77	L.Gruau	38.617
20	27	F.Rovelli	1'13.802

#### Lap 6

1	14	E.De La Vega	12'57.337
2	2	A.Carrion	0.015
3	80	G.Mastroluca	0.166
4	19	V.Rodriguez Nunez	0.197
5	45	F.Macan	0.479
6	46	S.Di Sora	0.490
7	24	D.Blin	0.634
8	98	T.Bercot	0.750
9	12	R.Dore	0.982
10	73	J.Perez Gonzalez	4.610
11	66	E.McGlinchey	4.692
12	93	A.Quinet	6.493
13	47	M.Cervenka	6.641
14	3	M.Gaggi	7.112
15	68	J.Ioverno	7.522
16	59	A.Zanca	9.003
17	18	I.Offer	34.788
18	40	M.Lahoz Senli	35.183
19	77	L.Gruau	45.634
20	27	F.Rovelli	

#### Lap 7

1	19	V.Rodriguez Nunez	15'06.690
2	2	A.Carrion	0.115
3	14	E.De La Vega	0.245
4	46	S.Di Sora	0.297
5	80	G.Mastroluca	0.417
6	24	D.Blin	0.530
7	98	T.Bercot	1.110
8	73	J.Perez Gonzalez	4.590
9	66	E.McGlinchey	4.602
10	93	A.Quinet	8.711
11	3	M.Gaggi	8.799
12	68	J.Ioverno	8.854
13	47	M.Cervenka	9.120

14	59	A.Zanca	10.537
15	18	I.Offer	41.436
16	40	M.Lahoz Senli	41.611
17	77	L.Gruau	53.138
18	27	F.Rovelli	

#### Lap 8

1	19	V.Rodriguez Nunez	17'15.151
2	2	A.Carrion	0.176
3	14	E.De La Vega	0.319
4	80	G.Mastroluca	0.427
5	46	S.Di Sora	0.479
6	24	D.Blin	0.552
7	98	T.Bercot	1.442
8	73	J.Perez Gonzalez	6.188
9	66	E.McGlinchey	6.456
10	93	A.Quinet	11.496
11	3	M.Gaggi	11.710
12	47	M.Cervenka	11.778
13	59	A.Zanca	12.971
14	18	I.Offer	48.391
15	40	M.Lahoz Senli	48.542
16	77	L.Gruau	1'01.232
17	27	F.Rovelli	

#### Lap 9

1	19	V.Rodriguez Nunez	19'23.448
2	2	A.Carrion	0.116
3	46	S.Di Sora	0.178
4	14	E.De La Vega	0.412
5	80	G.Mastroluca	0.657
6	24	D.Blin	1.196
7	98	T.Bercot	2.017
8	73	J.Perez Gonzalez	6.737
9	66	E.McGlinchey	8.467
10	93	A.Quinet	13.573
11	3	M.Gaggi	13.730
12	47	M.Cervenka	13.818
13	59	A.Zanca	14.741
14	18	I.Offer	54.010
15	40	M.Lahoz Senli	55.124
16	77	L.Gruau	1'10.138
17	27	F.Rovelli	

#### Lap 10

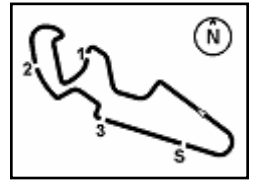
1	19	V.Rodriguez Nunez	21'31.595
2	46	S.Di Sora	0.798
3	14	E.De La Vega	0.851
4	2	A.Carrion	0.938
5	80	G.Mastroluca	0.987
6	24	D.Blin	1.104
7	98	T.Bercot	3.601
8	73	J.Perez Gonzalez	7.787
9	66	E.McGlinchey	10.614
10	93	A.Quinet	16.070
11	3	M.Gaggi	16.071
12	47	M.Cervenka	16.170
13	59	A.Zanca	16.337
14	18	I.Offer	1'00.578
15	40	M.Lahoz Senli	1'01.998
16	77	L.Gruau	1'20.200

05/09/2020

These data/results cannot be reproduced, stored and/or transmitted in whole or in part by any manner of electronic, mechanical, photocopying, recording, broadcasting or otherwise now known or herein after developed without the previous express consent by the copyright owner, except for reproduction in daily press and regular printed publications on sale to the public within 60 days of the event related to those data/results and always provided that copyright symbol appears together as follows below.

© DORNA WSBK ORGANIZATION Srl 2020





## Pirelli Teruel Round, 4 - 6 September 2020

### Lap Chart Last Chance Race

#### Race Pace Comparison

	19 Rod	46 DiS	14 Del	2 Crr	80 Mas	24 Bli	98 Ber	73 PGo	66 McG	93 Qui	3 Gag	47 Cer	59 Zan	18 Off
1	2'11.862	2'10.978	2'10.940	2'11.022	2'11.813	2'11.201	2'11.526	2'14.495	2'14.444	2'14.941	2'14.985	2'15.358	2'15.504	2'18.479
2	2'08.574	2'09.180	2'09.225	2'09.224	2'09.062	2'09.514	2'10.022	2'10.132	2'09.799	2'10.069	2'10.289	2'10.124	2'10.357	<b>2'13.431</b>
3	2'08.845	2'09.495	2'09.346	2'09.183	2'08.993	2'09.031	<b>2'08.631</b>	2'09.554	2'09.863	2'09.891	2'09.951	2'09.815	2'10.133	2'14.556
4	2'08.921	2'08.735	2'08.724	2'09.007	2'09.307	2'09.265	2'09.612	2'09.606	2'09.637	<b>2'09.471</b>	2'09.454	2'09.538	2'10.341	2'15.137
5	2'10.197	2'09.214	2'09.406	2'09.176	2'08.583	2'09.752	2'09.046	2'09.462	2'09.486	2'09.930	2'10.343	2'09.850	2'09.965	2'15.453
6	2'09.135	2'10.225	2'09.696	2'09.740	2'09.745	2'09.208	2'09.250	<b>2'08.698</b>	<b>2'08.800</b>	2'09.528	<b>2'09.427</b>	<b>2'09.293</b>	2'10.040	2'15.069
7	2'09.156	2'09.160	2'09.598	2'09.453	2'09.604	2'09.249	2'09.713	2'09.333	2'09.263	2'11.571	2'11.040	2'11.832	2'10.887	2'16.001
8	2'08.461	2'08.643	2'08.535	2'08.522	<b>2'08.471</b>	2'08.483	2'08.793	2'10.059	2'10.315	2'11.246	2'11.372	2'11.119	2'10.895	2'15.416
9	2'08.297	<b>2'07.996</b>	<b>2'08.390</b>	<b>2'08.237</b>	2'08.527	2'08.941	2'08.872	2'08.846	2'10.308	2'10.374	2'10.317	2'10.337	2'10.067	2'13.916
10	<b>2'08.147</b>	2'08.767	2'08.586	2'08.969	2'08.477	<b>2'08.055</b>	2'09.731	2'09.197	2'10.294	2'10.644	2'10.488	2'10.499	<b>2'09.743</b>	2'14.715

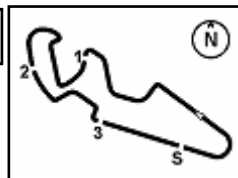
	40 Lah	77 Gru	27 Rov	68 Iov	45 Mac	12 Dor	23 Mar
1	2'16.566	2'20.800	2'11.972	2'14.472	2'11.128	2'11.842	2'14.508
2	<b>2'14.640</b>	<b>2'15.504</b>	2'08.937	2'10.247	2'09.328	2'10.151	2'09.884
3	2'15.366	2'16.698	<b>2'08.616</b>	2'09.554	2'09.358	<b>2'08.697</b>	<b>2'09.740</b>
4	2'15.103	2'16.154	2'09.302	2'10.211	<b>2'08.771</b>	2'09.087	
5	2'15.409	2'17.063	3'22.577	2'11.110	2'09.194	2'09.418	
6	2'15.436	2'16.752	3'17.988	<b>2'09.265</b>	2'10.037	2'09.124	
7	2'15.781	2'16.857	2'10.832	2'10.685			
8	2'15.392	2'16.555	2'09.724				
9	2'14.879	2'17.203	2'16.891				
10	2'15.021	2'18.209					

05/09/2020

These data/results cannot be reproduced, stored and/or transmitted in whole or in part by any manner of electronic, mechanical, photocopying, recording, broadcasting or otherwise now known or herein after developed without the previous express consent by the copyright owner, except for reproduction in daily press and regular printed publications on sale to the public within 60 days of the event related to those data/results and always provided that copyright symbol appears together as follows below.

© DORNA WSBK ORGANIZATION Srl 2020





**Pirelli Teruel Round, 4 - 6 September 2020**  
**Best Sectors & Speed Last Chance Race**

MotorLand Aragon 5.077 m

**RESULTS**

1	19 V. RODRIGUEZ NUNEZ	Kawasaki Ninja 400	Laps 10
2	46 S. DI SORA	Kawasaki Ninja 400	0.798
3	14 E. DE LA VEGA	Yamaha YZF-R3	0.851
4	2 A. CARRION	Kawasaki Ninja 400	0.938
5	80 G. MASTROLUCA	Kawasaki Ninja 400	0.987
6	24 D. BLIN	Yamaha YZF-R3	1.104
7	98 T. BERCOT	Yamaha YZF-R3	3.601
8	73 J. PEREZ GONZALEZ	Yamaha YZF-R3	7.787
9	66 E. MCGLINCHEY	Kawasaki Ninja 400	10.614
10	93 A. QUINET	Kawasaki Ninja 400	16.070
11	3 M. GAGGI	Yamaha YZF-R3	16.071
12	47 M. CERVENKA	Kawasaki Ninja 400	16.170
13	59 A. ZANCA	Kawasaki Ninja 400	16.337
14	18 I. OFFER	Kawasaki Ninja 400	1'00.578
15	40 M. LAHOZ SENLI	Yamaha YZF-R3	1'01.998
16	77 L. GRUAU	Kawasaki Ninja 400	1'20.200
NC	27 F. ROVELLI	Kawasaki Ninja 400	1 Lap
RET	68 J. IOVERNO	Kawasaki Ninja 400	3 Laps
RET	45 F. MACAN	Yamaha YZF-R3	4 Laps
RET	12 R. DORE	Yamaha YZF-R3	4 Laps
RET	23 S. MARKARIAN	Yamaha YZF-R3	7 Laps

**SPEED**

1	45 F. MACAN	Yamaha YZF-R3	211,4
2	19 V. RODRIGUEZ NUNEZ	Kawasaki Ninja 400	210,1
3	47 M. CERVENKA	Kawasaki Ninja 400	208,9
4	80 G. MASTROLUCA	Kawasaki Ninja 400	208,9
5	24 D. BLIN	Yamaha YZF-R3	207,3
6	46 S. DI SORA	Kawasaki Ninja 400	206,5
7	93 A. QUINET	Kawasaki Ninja 400	205,7
8	59 A. ZANCA	Kawasaki Ninja 400	204,9
9	27 F. ROVELLI	Kawasaki Ninja 400	204,5
10	3 M. GAGGI	Yamaha YZF-R3	203,4
11	98 T. BERCOT	Yamaha YZF-R3	203,4
12	14 E. DE LA VEGA	Yamaha YZF-R3	203,4
13	12 R. DORE	Yamaha YZF-R3	203,0
14	2 A. CARRION	Kawasaki Ninja 400	203,0
15	68 J. IOVERNO	Kawasaki Ninja 400	202,2
16	73 J. PEREZ GONZALEZ	Yamaha YZF-R3	201,9
17	66 E. MCGLINCHEY	Kawasaki Ninja 400	201,9
18	23 S. MARKARIAN	Yamaha YZF-R3	196,7
19	40 M. LAHOZ SENLI	Yamaha YZF-R3	195,7
20	18 I. OFFER	Kawasaki Ninja 400	195,7
21	77 L. GRUAU	Kawasaki Ninja 400	191,8

**SEG. 1**

1	19 V. RODRIGUEZ NUNEZ	35.923
2	47 M. CERVENKA	35.934
3	14 E. DE LA VEGA	35.945
4	2 A. CARRION	35.995
5	80 G. MASTROLUCA	35.995
6	27 F. ROVELLI	36.002
7	73 J. PEREZ GONZALEZ	36.008
8	98 T. BERCOT	36.018
9	24 D. BLIN	36.062
10	46 S. DI SORA	36.086
11	45 F. MACAN	36.089
12	12 R. DORE	36.169
13	93 A. QUINET	36.173
14	3 M. GAGGI	36.213
15	68 J. IOVERNO	36.227
16	66 E. MCGLINCHEY	36.285
17	23 S. MARKARIAN	36.314
18	59 A. ZANCA	36.394
19	40 M. LAHOZ SENLI	37.591
20	18 I. OFFER	37.600
21	77 L. GRUAU	37.913

**SEG. 2**

1	80 G. MASTROLUCA	35.335
2	19 V. RODRIGUEZ NUNEZ	35.371
3	46 S. DI SORA	35.386
4	14 E. DE LA VEGA	35.390
5	27 F. ROVELLI	35.437
6	24 D. BLIN	35.463
7	2 A. CARRION	35.501
8	12 R. DORE	35.531
9	45 F. MACAN	35.569
10	73 J. PEREZ GONZALEZ	35.619
11	66 E. MCGLINCHEY	35.671
12	47 M. CERVENKA	35.745
13	23 S. MARKARIAN	35.789
14	98 T. BERCOT	35.805
15	93 A. QUINET	35.822
16	3 M. GAGGI	35.839
17	59 A. ZANCA	35.936
18	68 J. IOVERNO	35.980
19	18 I. OFFER	37.050
20	40 M. LAHOZ SENLI	37.111
21	77 L. GRUAU	37.591

**SEG. 3**

1	73 J. PEREZ GONZALEZ	22.958
2	14 E. DE LA VEGA	23.073
3	27 F. ROVELLI	23.120
4	24 D. BLIN	23.141
5	2 A. CARRION	23.157
6	66 E. MCGLINCHEY	23.162
7	46 S. DI SORA	23.234
8	68 J. IOVERNO	23.247
9	19 V. RODRIGUEZ NUNEZ	23.318
10	98 T. BERCOT	23.323
11	12 R. DORE	23.358
12	80 G. MASTROLUCA	23.359
13	45 F. MACAN	23.446
14	93 A. QUINET	23.500
15	23 S. MARKARIAN	23.540
16	3 M. GAGGI	23.637
17	59 A. ZANCA	23.652
18	47 M. CERVENKA	23.696
19	40 M. LAHOZ SENLI	24.149
20	18 I. OFFER	24.168
21	77 L. GRUAU	24.749

**SEG. 4**

1	19 V. RODRIGUEZ NUNEZ	32.618
2	80 G. MASTROLUCA	32.982
3	27 F. ROVELLI	32.995
4	45 F. MACAN	33.059
5	46 S. DI SORA	33.093
6	24 D. BLIN	33.131
7	14 E. DE LA VEGA	33.132
8	98 T. BERCOT	33.156
9	12 R. DORE	33.242
10	93 A. QUINET	33.316
11	2 A. CARRION	33.342
12	59 A. ZANCA	33.364
13	47 M. CERVENKA	33.389
14	3 M. GAGGI	33.470
15	66 E. MCGLINCHEY	33.475
16	73 J. PEREZ GONZALEZ	33.482
17	23 S. MARKARIAN	33.513
18	68 J. IOVERNO	33.547
19	40 M. LAHOZ SENLI	34.027
20	18 I. OFFER	34.528
21	77 L. GRUAU	35.235

05/09/2020

These data/results cannot be reproduced, stored and/or transmitted in whole or in part by any manner of electronic, mechanical, photocopying, recording, broadcasting or otherwise now known or herein after developed without the previous express consent by the copyright owner, except for reproduction in daily press and regular printed publications on sale to the public within 60 days of the event related to those data/results and always provided that copyright symbol appears together as follows below.

© DORNA WSBK ORGANIZATION Srl 2020



Official Fuel Supplier

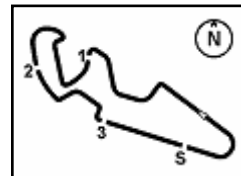


Official Tyre Supplier



Official Timekeeper





## Pirelli Teruel Round, 4 - 6 September 2020

### Chronological Analysis Last Chance Race

Start at 13:01'18.460

1° 19 V. RODRIGUEZ NUNEZ (2'08.147)							
Lap	Seg.1	Seg.2	Seg.3	Seg.4	Lap Time	km/h	Local Time
1		35.886	23.484	<b>32.618</b>	2'11.862	<b>210,1</b>	13:03'30.322
2	36.724	<b>35.371</b>	23.656	32.823	2'08.574	201,9	13:05'38.896
3	36.041	35.708	23.723	33.373	2'08.845	198,5	13:07'47.741
4	36.057	35.745	23.616	33.503	2'08.921	197,8	13:09'56.662
5	37.502	36.555	23.418	32.722	2'10.197	207,7	13:12'06.859
6	36.507	35.704	23.972	32.952	2'09.135	202,2	13:14'15.994
7	36.362	35.738	23.556	33.500	2'09.156	196,0	13:16'25.150
8	36.019	35.536	23.518	33.388	2'08.461	197,4	13:18'33.611
9	36.014	35.576	<b>23.318</b>	33.389	2'08.297	197,4	13:20'41.908
10	<b>35.923</b>	35.496	23.432	33.296	<b>2'08.147</b>	198,5	13:22'50.055
Race Time 21'31.595							

2° 46 S. DI SORA (2'07.996)							
Lap	Seg.1	Seg.2	Seg.3	Seg.4	Lap Time	km/h	Local Time
1		35.804	23.549	33.954	2'10.978	194,9	13:03'29.438
2	36.539	35.810	<b>23.234</b>	33.597	2'09.180	198,9	13:05'38.618
3	36.621	35.825	23.715	33.334	2'09.495	204,9	13:07'48.113
4	36.233	35.826	23.583	<b>33.093</b>	2'08.735	<b>206,5</b>	13:09'56.848
5	36.484	35.641	23.421	33.668	2'09.214	200,4	13:12'06.062
6	36.821	36.008	23.707	33.689	2'10.225	199,6	13:14'16.287
7	36.496	35.695	23.662	33.307	2'09.160	203,0	13:16'25.444
8	36.547	35.625	23.309	33.162	2'08.643	203,4	13:18'34.090
9	36.102	<b>35.386</b>	23.249	33.259	<b>2'07.996</b>	205,3	13:20'42.086
10	<b>36.086</b>	35.559	23.421	33.701	2'08.767	193,9	13:22'50.853
Race Time 21'32.393							

3° 14 E. DE LA VEGA (2'08.390)							
Lap	Seg.1	Seg.2	Seg.3	Seg.4	Lap Time	km/h	Local Time
1		<b>35.390</b>	23.638	33.352	2'10.940	<b>203,4</b>	13:03'29.400
2	36.681	35.772	23.409	33.363	2'09.225	201,9	13:05'38.625
3	36.647	35.883	23.451	33.365	2'09.346	201,5	13:07'47.971
4	36.314	35.648	23.630	<b>33.132</b>	2'08.724	201,9	13:09'56.695
5	36.322	35.837	23.636	33.611	2'09.406	201,9	13:12'06.101
6	36.639	36.087	23.398	33.572	2'09.696	198,2	13:14'15.797
7	36.840	35.741	23.579	33.438	2'09.598	200,4	13:16'25.395
8	36.460	35.506	23.171	33.398	2'08.535	200,4	13:18'33.930
9	36.504	35.474	<b>23.073</b>	33.339	<b>2'08.390</b>	202,2	13:20'42.320
10	<b>35.945</b>	35.559	23.114	33.968	2'08.586	199,6	13:22'50.906
Race Time 21'32.446							

4° 2 A. CARRION (2'08.237)							
Lap	Seg.1	Seg.2	Seg.3	Seg.4	Lap Time	km/h	Local Time
1		35.675	23.596	33.799	2'11.022	192,5	13:03'29.482
2	36.382	35.785	<b>23.157</b>	33.900	2'09.224	194,6	13:05'38.706
3	36.418	35.735	23.642	33.388	2'09.183	201,1	13:07'47.889
4	36.124	35.748	23.681	33.454	2'09.007	197,4	13:09'56.896
5	36.273	35.741	23.276	33.886	2'09.176	195,3	13:12'06.072
6	36.614	35.951	23.321	33.854	2'09.740	194,2	13:14'15.812
7	36.698	35.751	23.572	33.432	2'09.453	199,6	13:16'25.265
8	36.085	35.596	23.434	33.407	2'08.522	201,1	13:18'33.787
9	36.029	<b>35.501</b>	23.365	<b>33.342</b>	<b>2'08.237</b>	<b>203,0</b>	13:20'42.024
10	<b>35.995</b>	35.766	23.486	33.722	2'08.969	193,5	13:22'50.993
Race Time 21'32.533							

5° 80 G. MASTROLUCA (2'08.471)							
Lap	Seg.1	Seg.2	Seg.3	Seg.4	Lap Time	km/h	Local Time
1		35.844	23.551	<b>32.982</b>	2'11.813	205,3	13:03'30.273
2	36.464	35.678	23.805	33.115	2'09.062	201,9	13:05'39.335
3	36.470	35.975	23.511	33.037	2'08.993	206,5	13:07'48.328
4	36.361	35.633	23.587	33.726	2'09.307	<b>208,9</b>	13:09'57.635
5	36.165	35.644	23.534	33.240	2'08.583	206,1	13:12'06.218
6	36.415	36.161	23.663	33.506	2'09.745	196,4	13:14'15.963
7	37.038	35.663	23.639	33.264	2'09.604	204,9	13:16'25.567
8	36.205	35.534	23.488	33.244	<b>2'08.471</b>	201,5	13:18'34.038

9	36.318	35.528	<b>23.359</b>	33.322	2'08.527	201,5	13:20'42.565	
10	<b>35.995</b>	<b>35.335</b>		23.614	33.533	2'08.477	204,2	13:22'51.042
Race Time 21'32.582								

6° 24 D. BLIN (2'08.055)							
Lap	Seg.1	Seg.2	Seg.3	Seg.4	Lap Time	km/h	Local Time
1		35.465	23.560	33.439	2'11.201	206,9	13:03'29.661
2	36.748	35.617	23.749	33.400	2'09.514	199,6	13:05'39.175
3	36.371	35.690	23.643	33.327	2'09.031	204,2	13:07'48.206
4	36.611	35.860	23.452	33.342	2'09.265	<b>207,3</b>	13:09'57.471
5	36.783	35.861	23.353	33.755	2'09.752	197,8	13:12'07.223
6	36.285	35.930	23.721	33.272	2'09.208	199,6	13:14'16.431
7	36.598	35.689	23.665	33.297	2'09.249	200,7	13:16'25.680
8	36.424	35.599	23.329	<b>33.131</b>	2'08.483	206,9	13:18'34.163
9	36.345	35.776	23.278	33.542	2'08.941	199,3	13:20'43.104
10	<b>36.062</b>	<b>35.463</b>	<b>23.141</b>	33.389	<b>2'08.055</b>	201,5	13:22'51.159
Race Time 21'32.699							

7° 98 T. BERCOT (2'08.631)							
Lap	Seg.1	Seg.2	Seg.3	Seg.4	Lap Time	km/h	Local Time
1		35.849	23.462	33.281	2'11.526	199,6	13:03'29.986
2	36.862	35.981	23.855	33.324	2'10.022	197,1	13:05'40.008
3	36.053	<b>35.805</b>	23.617	<b>33.156</b>	<b>2'08.631</b>	201,1	13:07'48.639
4	36.271	36.446	23.466	33.429	2'09.612	<b>203,4</b>	13:09'58.251
5	36.207	36.055	23.377	33.407	2'09.046	203,0	13:12'07.297
6	36.156	36.213	23.687	33.194	2'09.250	199,6	13:14'16.547
7	36.702	36.080	23.494	33.437	2'09.713	197,8	13:16'26.260
8	<b>36.018</b>	35.933	<b>23.323</b>	33.519	2'08.793	196,7	13:18'35.053
9	36.120	35.834	23.421	33.497	2'08.872	197,4	13:20'43.925
10	36.059	36.110	23.654	33.908	2'09.731	196,4	13:22'53.656
Race Time 21'35.196							

8° 73 J. PEREZ GONZALEZ (2'08.698)							
Lap	Seg.1	Seg.2	Seg.3	Seg.4	Lap Time	km/h	Local Time
1		35.823	25.700	<b>33.482</b>	2'14.495	<b>201,9</b>	13:03'32.955
2	36.631	36.245	23.607	33.649	2'10.132	199,6	13:05'43.087
3	36.342	36.106	23.180	33.926	2'09.554	198,9	13:07'52.641
4	36.426	35.921	23.499	33.760	2'09.606	194,9	13:10'02.247
5	36.412	35.768	23.028	34.254	2'09.462	193,2	13:12'11.709
6	<b>36.008</b>	35.627	23.146	33.917	<b>2'08.698</b>	192,9	13:14'20.407
7	36.573	<b>35.619</b>	<b>22.958</b>	34.183	2'09.333	190,8	13:16'29.740
8	36.581	35.876	23.465	34.137	2'10.059	190,5	13:18'39.799
9	36.121	35.758	23.011	33.956	2'08.846	190,5	13:20'48.645
10	36.298	35.812	23.128	33.959	2'09.197	192,2	13:22'57.842
Race Time 21'39.382							

9° 66 E. MCGLINCHEY (2'08.800)							
Lap	Seg.1	Seg.2	Seg.3	Seg.4	Lap Time	km/h	Local Time
1		36.782	24.143	33.773	2'14.444	198,5	13:03'32.904
2	36.539	36.058	23.299	33.903	2'09.799	193,5	13:05'42.703
3	36.654	36.357	23.278	33.574	2'09.863	196,0	13:07'52.566
4	<b>36.285</b>	36.060	23.454	33.838	2'09.637	197,1	13:10'02.203
5	36.600	35.950	<b>23.162</b>	33.774	2'09.486	<b>201,9</b>	13:12'11.689
6	36.362	<b>35.671</b>	23.292	<b>33.475</b>	<b>2'08.800</b>	200,0	13:14'20.489
7	36.678	35.681	23.202	33.702	2'09.263	198,9	13:16'29.752
8	36.481	36.571	23.528	33.735	2'10.315	199,6	13:18'40.067
9	36.578	36.025	23.489	34.216	2'10.308	187,5	13:20'50.375
10	36.572	35.916	23.814	33.992	2'10.294	197,1	13:23'00.669
Race Time 21'42.209							

10° 93 A. QUINET (2'09.471)							
Lap	Seg.1	Seg.2	Seg.3	Seg.4	Lap Time	km/h	Local Time
1		36.499	24.402	<b>33.316</b>	2'14.941	<b>205,7</b>	13:03'33.401
2	36.483	36.400	23.651	33.535	2'10.069	201,5	13:05'43.470
3	36.641	36.049	<b>23.500</b>	33.701	2'09.891	200,0	13:07'53.361
4	36.379	35.954	23.566	<b>33.572</b>	<b>2'09.471</b>	200,0	13:10'02.832
5	36.437	36.007	23.625	33.861	2'09.930	198,9	13:12'12.762

05/09/2020 P = Pits In/Out - C = Lap Time Cancelled

These data/results cannot be reproduced, stored and/or transmitted in whole or in part by any manner of electronic, mechanical, photocopying, recording, broadcasting or otherwise now known or herein after developed without the previous express consent by the copyright owner, except for reproduction in daily press and regular printed publications on sale to the public within 60 days of the event related to those data/results and always provided that copyright symbol appears together as follows below.

© DORNA WSBK ORGANIZATION Srl 2020



Official Fuel Supplier

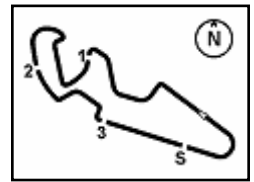


FKR PERUGIA TIMING

Official Tyre Supplier



Official Timekeeper



MotorLand Aragon 5.077 m

## Pirelli Teruel Round, 4 - 6 September 2020

### Chronological Analysis Last Chance Race

Start at 13:01'18.460

**2 / 3**

Pos	No.	Name	Lap 1	Lap 2	Lap 3	Lap 4	Lap 5	Lap 6	Lap 7	Lap 8	Lap 9	Lap 10	Time		
6	36.173	35.822	23.575	33.958	2'09.528	198,2	13:14'22.290	3	38.207	37.774	24.474	34.911	2'15.366	189,5	13:08'05.032
7	36.972	36.502	24.057	34.400	2'11.571	196,0	13:16'33.861	4	37.873	37.418	24.751	35.061	2'15.103	186,2	13:10'20.135
8	37.221	36.549	23.808	33.668	2'11.246	198,2	13:18'45.107	5	37.687	37.822	24.848	35.052	2'15.409	194,6	13:12'35.544
9	36.534	36.244	23.724	33.872	2'10.374	196,0	13:20'55.481	6	37.746	37.623	24.675	35.392	2'15.436	189,1	13:14'50.980
10	36.823	36.130	23.736	33.955	2'10.644	198,2	13:23'06.125	7	<b>37.591</b>	37.473	24.674	36.043	2'15.781	184,6	13:17'06.761
													Race Time 2'14'7.665		

11° 3 M. GAGGI (2'09.427)							
Lap	Seg.1	Seg.2	Seg.3	Seg.4	Lap Time	km/h	Local Time
1		36.382	24.738	33.574	2'14.985	200,7	13:03'33.445
2	36.649	36.261	23.909	<b>33.470</b>	2'10.289	198,5	13:05'43.734
3	36.506	35.969	23.774	33.702	2'09.951	197,8	13:07'53.685
4	36.380	<b>35.839</b>	23.757	33.478	2'09.454	200,4	13:10'03.139
5	36.681	36.114	<b>23.637</b>	33.911	2'10.343	197,1	13:12'13.482
6	<b>36.213</b>	35.910	23.656	33.648	<b>2'09.427</b>	197,1	13:14'22.909
7	36.695	36.286	24.276	33.783	2'11.040	198,5	13:16'33.949
8	36.942	36.616	23.683	34.131	2'11.372	195,3	13:18'45.321
9	36.713	36.153	23.729	33.722	2'10.317	198,9	13:20'55.638
10	36.881	35.990	23.886	33.731	2'10.488	<b>203,4</b>	13:23'06.126
							Race Time 2'14'7.666

12° 47 M. CERVENKA (2'09.293)							
Lap	Seg.1	Seg.2	Seg.3	Seg.4	Lap Time	km/h	Local Time
1		36.413	24.476	33.565	2'15.358	<b>208,9</b>	13:03'33.818
2	36.457	36.303	23.894	33.470	2'10.124	198,9	13:05'43.942
3	36.397	36.165	23.776	33.477	2'09.815	203,0	13:07'53.757
4	36.473	<b>35.745</b>	23.869	33.451	2'09.538	204,9	13:10'03.295
5	36.642	36.109	23.710	<b>33.389</b>	2'09.850	201,9	13:12'13.145
6	<b>35.934</b>	35.751	<b>23.696</b>	33.912	<b>2'09.293</b>	199,3	13:14'22.438
7	36.998	36.336	24.168	34.330	2'11.832	198,2	13:16'34.270
8	36.995	36.429	23.878	33.817	2'11.119	198,5	13:18'45.389
9	36.812	36.044	23.904	33.577	2'10.337	204,2	13:20'55.726
10	36.906	35.964	23.965	33.664	2'10.499	200,7	13:23'06.225
							Race Time 2'14'7.665

13° 59 A. ZANCA (2'09.743)							
Lap	Seg.1	Seg.2	Seg.3	Seg.4	Lap Time	km/h	Local Time
1		36.515	24.057	33.448	2'15.504	<b>204,9</b>	13:03'33.964
2	36.512	36.379	23.859	33.607	2'10.357	201,1	13:05'44.321
3	36.542	36.229	23.663	33.699	2'10.133	198,2	13:07'54.454
4	36.725	36.095	<b>23.652</b>	33.869	2'10.341	197,4	13:10'04.795
5	36.442	36.160	23.739	33.624	2'09.965	200,4	13:12'14.760
6	<b>36.394</b>	36.127	23.716	33.803	2'10.040	197,4	13:14'24.800
7	36.810	36.267	23.686	34.124	2'10.887	196,7	13:16'35.687
8	36.813	36.300	23.701	34.081	2'10.895	196,7	13:18'46.582
9	36.473	36.168	23.672	33.754	2'10.067	195,3	13:20'56.649
10	36.767	<b>35.936</b>	23.676	<b>33.364</b>	<b>2'09.743</b>	203,4	13:23'06.392
							Race Time 2'14'7.932

14° 18 I. OFFER (2'13.431)							
Lap	Seg.1	Seg.2	Seg.3	Seg.4	Lap Time	km/h	Local Time
1		37.150	24.223	<b>34.528</b>	2'18.479	<b>195,7</b>	13:03'36.939
2	<b>37.600</b>	<b>37.050</b>	<b>24.168</b>	34.613	<b>2'13.431</b>	190,5	13:05'50.370
3	37.698	37.528	24.222	35.108	2'14.556	190,1	13:08'04.926
4	38.305	37.283	24.760	34.789	2'15.137	193,2	13:10'20.063
5	37.722	38.119	24.784	34.828	2'15.453	191,8	13:12'35.516
6	37.975	37.586	24.746	34.762	2'15.069	190,5	13:14'50.585
7	37.829	37.564	24.862	35.746	2'16.001	188,2	13:17'06.586
8	38.419	37.407	24.666	34.924	2'15.416	189,8	13:19'22.002
9	37.708	37.148	24.374	34.686	2'13.916	190,1	13:21'35.918
10	37.731	37.324	24.607	35.053	2'14.715	190,5	13:23'50.633
							Race Time 22'32.173

15° 40 M. LAHOZ SENLI (2'14.640)							
Lap	Seg.1	Seg.2	Seg.3	Seg.4	Lap Time	km/h	Local Time
1		37.111	<b>24.149</b>	<b>34.027</b>	2'16.566	<b>195,7</b>	13:03'35.026
2	37.635	37.676	24.516	34.813	<b>2'14.640</b>	185,2	13:05'49.666

16° 77 L. GRUAU (2'15.504)							
Lap	Seg.1	Seg.2	Seg.3	Seg.4	Lap Time	km/h	Local Time
1							
2	<b>37.913</b>	37.598	<b>24.749</b>	35.244	<b>2'15.504</b>	187,5	13:05'54.764
3	38.317	37.778	25.032	35.571	2'16.698	189,1	13:08'11.462
4	38.060	37.742	25.001	35.351	2'16.154	190,5	13:10'27.616
5	38.624	38.069	24.949	35.421	2'17.063	190,5	13:12'44.679
6	38.511	37.828	24.944	35.469	2'16.752	188,5	13:15'01.431
7	38.312	37.966	24.920	35.659	2'16.857	186,9	13:17'18.288
8	38.402	37.853	24.850	35.450	2'16.555	188,8	13:19'34.843
9	38.517	38.043	25.062	35.581	2'17.203	188,5	13:21'52.046
10	38.726	38.182	25.402	35.899	2'18.209	188,2	13:24'10.255
							Race Time 22'51.795

NC 27 F. ROVELLI (2'08.616)							
Lap	Seg.1	Seg.2	Seg.3	Seg.4	Lap Time	km/h	Local Time
1							
2	36.820	35.777	23.294	33.046	2'08.937	198,9	13:05'39.369
3	<b>36.002</b>	<b>35.437</b>	<b>23.120</b>	34.057	<b>2'08.616</b>	192,2	13:07'47.985
4	36.179	35.557	23.536	34.030	2'09.302	196,7	13:09'57.287
5	36.790	1'34.599	26.966	44.222	3'22.577P	177,3	13:13'19.864
6	1'29.006	46.289	28.067	34.626	3'17.988P	193,5	13:16'37.852
7	36.606	36.638	23.628	33.960	2'10.832	194,9	13:18'48.684
8	36.405	36.029	23.468	33.822	2'09.724	194,9	13:20'58.408
9	36.509	36.333	23.437	40.612	2'16.891P	198,9	13:23'15.299
							Race Time 21'56.839

RET 68 J. IOVERNO (2'09.265)							
Lap	Seg.1	Seg.2	Seg.3	Seg.4	Lap Time	km/h	Local Time
1							
2	36.727	36.484	23.451	33.585	2'10.247	200,4	13:05'43.179
3	36.474	36.286	<b>23.247</b>	<b>33.547</b>	2'09.554	196,7	13:07'52.733
4	36.504	36.243	23.459	34.005	2'10.211	200,7	13:10'02.944
5	36.683	36.318	24.242	33.867	2'11.110	197,1	13:12'14.054
6	<b>36.227</b>	<b>35.980</b>	23.402	33.656	<b>2'09.265</b>	197,4	13:14'23.319
7	36.323	36.557	24.153	33.652	2'10.685	200,0	13:16'34.004
							Race Time 15'15.544

RET 45 F. MACAN (2'08.771)							
Lap	Seg.1	Seg.2	Seg.3	Seg.4	Lap Time	km/h	Local Time
1							
2	36.627	35.703	23.660	33.338	2'09.328	198,5	13:05'38.916
3	36.559	35.891	23.715	33.193	2'09.358	201,9	13:07'48.274
4	<b>36.089</b>	36.177	<b>23.446</b>	<b>33.059</b>	<b>2'08.771</b>	<b>211,4</b>	13:09'57.045
5	36.438	<b>35.569</b>	23.670	33.517	2'09.194	196,7	13:12'06.239
6	36.859	35.825	23.868	33.485	2'10.037	202,6	13:14'16.276
							Race Time 12'57.816

RET 12 R. DORE (2'08.697)							
Lap	Seg.1	Seg.2	Seg.3	Seg.4	Lap Time	km/h	Local Time
1							
2	36.889	36.015	23.640	33.607	2'10.151	199,3	13:05'40.453
3	36.199	<b>35.531</b>	23.498	33.469	<b>2'08.697</b>	200,4	13:07'49.150
4	<b>36.169</b>	35.904	<b>23.358</b>	33.656	2'09.087	196,7	13:09'58.237
5	36.305	36.161	23.575	33.377	2'09.418	201,1	13:12'07.655
6	36.497	35.657	23.728	<b>33.242</b>	2'09.124	<b>203,0</b>	13:14'16.779
							Race Time 12'58.319

05/09/2020 P = Pits In/Out - C = Lap Time Cancelled

These data/results cannot be reproduced, stored and/or transmitted in whole or in part by any manner of electronic, mechanical, photocopying, recording, broadcasting or otherwise now known or herein after developed without the previous express consent by the copyright owner, except for reproduction in daily press and regular printed publications on sale to the public within 60 days of the event related to those data/results and always provided that copyright symbol appears together as follows below.

© DORNA WSBK ORGANIZATION Srl 2020



Official Fuel Supplier

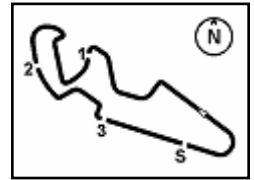


FKR PERUGIA TIMING

Official Tyre Supplier







## Pirelli Teruel Round, 4 - 6 September 2020

### Chronological Analysis Last Chance Race

Start at 13:01'18.460

RET								23 S. MARKARIAN (2'09.740)							
Lap	Seg.1	Seg.2	Seg.3	Seg.4	Lap Time	km/h	Local Time								
1		36.025	23.856	33.973	2'14.508	195,7	13:03'32.968								
2	36.512	36.267	23.592	<b>33.513</b>	2'09.884	<b>196,7</b>	13:05'42.852								
3	36.420	<b>35.789</b>	<b>23.540</b>	33.991	<b>2'09.740</b>	193,9	13:07'52.592								
								Race Time 6'34.132							

05/09/2020 P = Pits In/Out - C = Lap Time Cancelled

These data/results cannot be reproduced, stored and/or transmitted in whole or in part by any manner of electronic, mechanical, photocopying, recording, broadcasting or otherwise now known or herein after developed without the previous express consent by the copyright owner, except for reproduction in daily press and regular printed publications on sale to the public within 60 days of the event related to those data/results and always provided that copyright symbol appears together as follows below.

© DORNA WSBK ORGANIZATION Srl 2020



Official Fuel Supplier

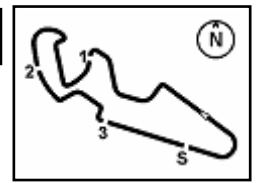


FKR PERGOIA TIMING

Official Tyre Supplier



Official Timekeeper



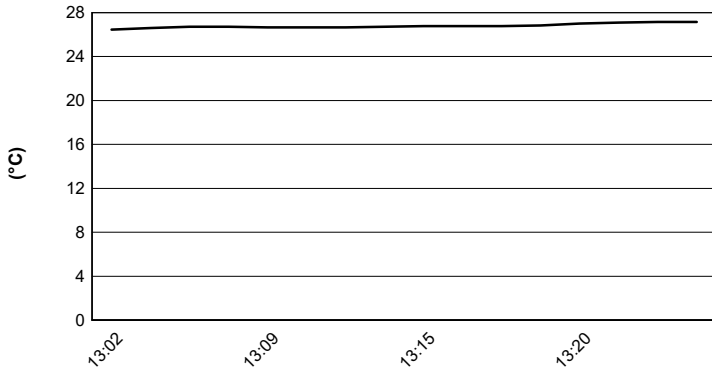
MotorLand Aragon 5.077 m

**Pirelli Teruel Round, 4 - 6 September 2020**

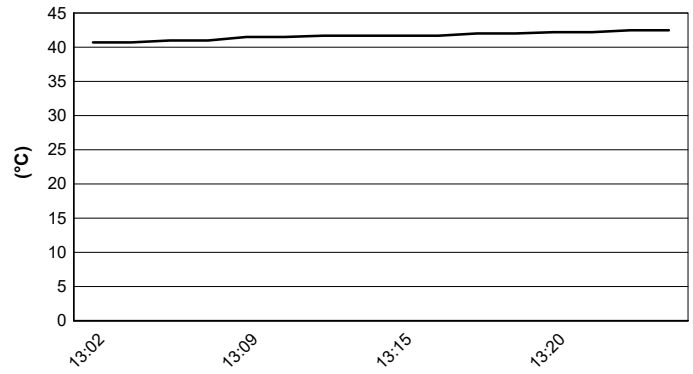
**Weather Report Last Chance Race**

Session started 13:01 - Session ended 13:24

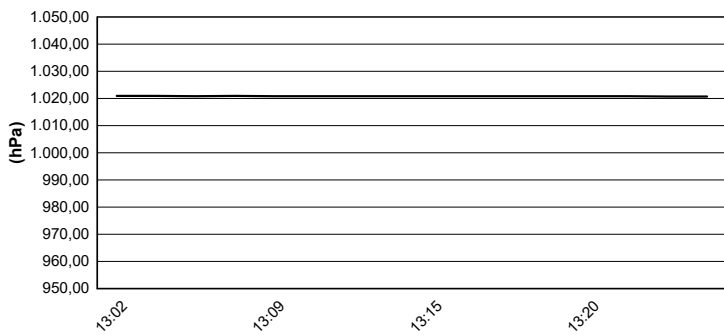
### Air Temperature



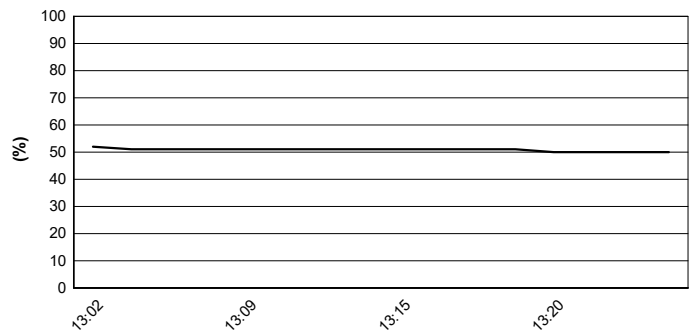
### Track Temperature



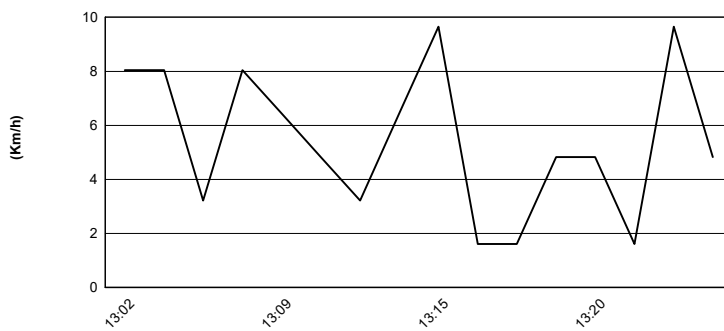
### Air Pressure



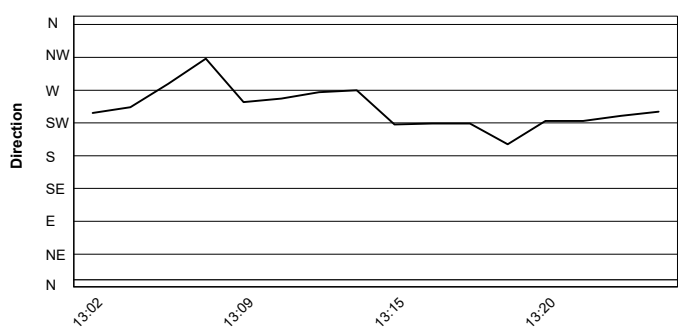
### Humidity



### Wind Speed



### Wind Direction



05/09/2020

These data/results cannot be reproduced, stored and/or transmitted in whole or in part by any manner of electronic, mechanical, photocopying, recording, broadcasting or otherwise now known or herein after developed without the previous express consent by the copyright owner, except for reproduction in daily press and regular printed publications on sale to the public within 60 days of the event related to those data/results and always provided that copyright symbol appears together as follows below.

© DORNA WSBK ORGANIZATION Srl 2020



Official Fuel Supplier

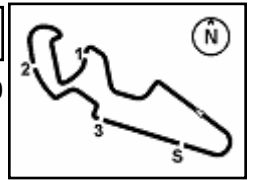


FICR PERUGIA TIMING

Official Tyre Supplier



Official Timekeeper



## Pirelli Teruel Round, 4 - 6 September 2020

### Best Laps & Speed

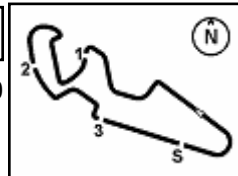
No.	Rider Bike	Nat	Best Lap		FP1		FP2		FP3		SP		LCR	
			LL	SPD	LL	SPD	LL	SPD	LL	SPD	LL	SPD	LL	SPD
1	<b>54 B. SOFUOGLU</b> Yamaha YZF-R3	TUR	<b>2'05.739</b>		2'06.884		2'07.215		2'07.279		<b>2'05.739</b>			
			31	210,1	8	207,2	11	198,5	6	205,7	6	<b>210,1</b>		
2	<b>95 S. DEROUE</b> Kawasaki Ninja 400	NED	<b>2'05.899</b>		<b>2'05.899</b>		2'07.451		2'08.111		2'06.913			
			31	211,3	8	210,1	12	197,0	5	199,2	6	<b>211,3</b>		
3	<b>58 I. IGLESIAS BRAVO</b> Kawasaki Ninja 400	ESP	<b>2'06.379</b>		<b>2'06.379</b>				2'08.843		2'07.879			
			24	210,9	12	<b>210,9</b>			6	206,9	6	205,7		
4	<b>64 H. DE CANCELLIS</b> Yamaha YZF-R3	FRA	<b>2'06.398</b>		2'07.206				2'07.913		<b>2'06.398</b>			
			22	207,2	10	203,0			6	<b>207,2</b>	6	204,9		
5	<b>6 J. BUIS</b> Kawasaki Ninja 400	NED	<b>2'06.405</b>		2'07.095		2'07.470		2'07.942		<b>2'06.405</b>			
			26	208,4	6	206,5	8	201,4	6	200,3	6	<b>208,4</b>		
6	<b>8 M. PEREZ</b> Kawasaki Ninja 400	ESP	<b>2'06.429</b>		2'07.848				2'07.668		<b>2'06.429</b>			
			21	205,7	9	<b>205,7</b>			6	204,9	6	204,5		
7	<b>61 Y. OKAYA</b> Kawasaki Ninja 400	JPN	<b>2'06.445</b>		2'07.215				2'07.161		<b>2'06.445</b>			
			23	210,5	12	<b>210,5</b>			5	206,1	6	209,7		
8	<b>69 T. BOOTH-AMOS</b> Kawasaki Ninja 400	GBR	<b>2'06.452</b>		2'07.214				2'08.172		<b>2'06.452</b>			
			19	206,9	11	204,1			5	203,7	3	<b>206,9</b>		
9	<b>48 T. BRIANTI</b> Kawasaki Ninja 400	ITA	<b>2'06.493</b>		<b>2'06.493</b>				2'07.444		2'06.688			
			25	209,3	13	208,0			6	<b>209,3</b>	6	208,0		
10	<b>71 T. EDWARDS</b> Kawasaki Ninja 400	AUS	<b>2'06.518</b>		<b>2'06.518</b>		2'07.667		2'08.308		2'07.414			
			28	206,1	9	<b>206,1</b>	8	198,5	5	205,3	6	204,9		
11	<b>11 A. CARRASCO</b> Kawasaki Ninja 400	ESP	<b>2'06.552</b>		<b>2'06.552</b>		2'08.447		2'07.252		2'06.804			
			30	210,9	10	<b>210,9</b>	8	193,9	6	204,5	6	205,3		
12	<b>88 B. IERACI</b> Kawasaki Ninja 400	ITA	<b>2'06.589</b>		2'07.144		2'07.626		2'06.742		<b>2'06.589</b>			
			27	213,4	9	204,5	6	204,5	6	<b>213,4</b>	6	211,7		
13	<b>96 F. SALAC</b> Kawasaki Ninja 400	CZE	<b>2'06.790</b>		2'07.374				2'07.371		<b>2'06.790</b>			
			24	207,2	12	206,5			6	<b>207,2</b>	6	197,8		
14	<b>22 N. KALININ</b> Kawasaki Ninja 400	UKR	<b>2'06.813</b>		<b>2'06.813</b>				2'08.204		2'07.459			
			22	209,3	10	206,1			6	206,9	6	<b>209,3</b>		
15	<b>17 K. MEUFFELS</b> Kawasaki Ninja 400	NED	<b>2'06.844</b>		2'07.035				2'07.840		<b>2'06.844</b>			
			17	208,4	6	<b>208,4</b>			6	203,3	5	206,1		
16	<b>99 A. HUERTAS</b> Yamaha YZF-R3	ESP	<b>2'06.856</b>		2'09.187		2'07.607		2'07.313		<b>2'06.856</b>			
			25	205,7	2	200,7	12	201,1	5	<b>205,7</b>	6	202,6		
17	<b>10 U. ORRADRE</b> Yamaha YZF-R3	ESP	<b>2'06.900</b>		2'07.311		2'08.332		2'07.608		<b>2'06.900</b>			
			26	207,2	6	198,1	8	199,2	6	205,7	6	<b>207,2</b>		
18	<b>72 A. DIAZ</b> Yamaha YZF-R3	ESP	<b>2'06.911</b>		<b>2'06.911</b>				2'07.453		2'07.799			
			21	203,3	9	203,0			6	<b>203,3</b>	6	200,3		
19	<b>87 T. KAWAKAMI</b> Yamaha YZF-R3	BRA	<b>2'06.914</b>		<b>2'06.914</b>				2'07.307		2'07.028			
			23	204,5	11	201,8			6	<b>204,5</b>	6	201,4		
20	<b>25 A. KROH</b> Yamaha YZF-R3	GER	<b>2'06.958</b>		2'08.040		2'08.015		2'06.987		<b>2'06.958</b>			
			30	212,1	10	206,1	9	205,7	5	210,1	6	<b>212,1</b>		
21	<b>44 T. BRAMICH</b> Kawasaki Ninja 400	AUS	<b>2'07.128</b>		2'08.157		2'09.061		<b>2'07.128</b>		2'07.974			
			30	209,3	10	205,7	9	201,1	5	<b>209,3</b>	6	204,1		
22	<b>52 O. KONIG</b> Kawasaki Ninja 400	CZE	<b>2'07.161</b>		<b>2'07.161</b>		2'09.837		2'07.887		2'07.680			
			21	206,5	9	<b>206,5</b>	5	195,6	2	205,7	5	205,3		
23	<b>15 A. COPPOLA</b> Kawasaki Ninja 400	ITA	<b>2'07.235</b>		2'07.389				2'08.637		<b>2'07.235</b>			
			21	206,9	12	<b>206,9</b>			6	202,2	3	199,6		
24	<b>83 M. KAWAKAMI</b> Yamaha YZF-R3	BRA	<b>2'07.256</b>		2'07.620				2'09.376		<b>2'07.256</b>			
			22	204,9	10	<b>204,9</b>			6	201,1	6	198,1		
25	<b>7 J. GIMBERT</b> Kawasaki Ninja 400	FRA	<b>2'07.336</b>		2'07.691		2'08.912		2'08.308		<b>2'07.336</b>			
			30	208,4	10	<b>208,4</b>	8	202,6	6	207,2	6	208,0		

05/09/2020

These data/results cannot be reproduced, stored and/or transmitted in whole or in part by any manner of electronic, mechanical, photocopying, recording, broadcasting or otherwise now known or herein after developed without the previous express consent by the copyright owner, except for reproduction in daily press and regular printed publications on sale to the public within 60 days of the event related to those data/results and always provided that copyright symbol appears together as follows below.

© DORNA WSBK ORGANIZATION Srl 2020





## Pirelli Teruel Round, 4 - 6 September 2020

### Best Laps & Speed

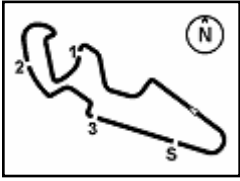
No.	Rider Bike	Nat	Best Lap		FP1		FP2		FP3		SP		LCR	
			LL	SPD	LL	SPD	LL	SPD	LL	SPD	LL	SPD	LL	SPD
26	<b>30 G. VAN STRAALEN</b> Yamaha YZF-R3	NED	<b>2'07.376</b> 27	<b>210,1</b>	<b>2'07.376</b> 10	<b>210,1</b>	2'08.766 7	200,0	2'07.693 5	206,5	2'07.712 5	208,0		
27	<b>85 K. SABATUCCI</b> Kawasaki Ninja 400	ITA	<b>2'07.435</b> 24	208,4	2'08.297 12	207,2			2'07.611 6	207,2	<b>2'07.435</b> 6	<b>208,4</b>		
28	<b>84 K. ALOISI</b> Yamaha YZF-R3	ITA	<b>2'07.449</b> 28	203,7	2'07.655 10	<b>203,7</b>	2'09.271 8	198,1	<b>2'07.449</b> 5	202,2	2'07.809 5	202,6		
29	<b>9 P. GRASSIA</b> Kawasaki Ninja 400	ITA	<b>2'07.458</b> 29	205,7	2'09.381 8	202,6	2'08.744 9	202,2	2'07.483 6	204,5	<b>2'07.458</b> 6	<b>205,7</b>		
30	<b>26 M. GENNAI</b> Yamaha YZF-R3	ITA	<b>2'07.671</b> 22	206,1	<b>2'07.671</b> 10	204,9			2'08.655 6	199,2	2'07.728 6	<b>206,1</b>		
31	<b>46 S. DI SORA</b> Kawasaki Ninja 400	FRA	<b>2'07.719</b> 37	207,2	2'08.699 11	203,7	2'09.798 10	202,6	<b>2'07.719</b> 6	<b>207,2</b>		2'07.996 10	206,5	
32	<b>19 V. RODRIGUEZ NUNEZ</b> Kawasaki Ninja 400	ESP	<b>2'07.772</b> 38	210,1	2'08.870 12	204,9	2'09.014 10	206,1	<b>2'07.772</b> 6	209,7		2'08.147 10	<b>210,1</b>	
33	<b>2 A. CARRION</b> Kawasaki Ninja 400	ESP	<b>2'07.984</b> 25	207,2	2'08.835 11	206,5			<b>2'07.984</b> 4	<b>207,2</b>		2'08.237 10	203,0	
34	<b>27 F. ROVELLI</b> Kawasaki Ninja 400	ITA	<b>2'07.995</b> 32	204,9	<b>2'07.995</b> 9	204,1	2'09.172 8	196,0	2'08.893 6	<b>204,9</b>		2'08.616 9	204,5	
35	<b>45 F. MACAN</b> Yamaha YZF-R3	BRA	<b>2'08.031</b> 23	211,3	2'08.791 11	200,0			<b>2'08.031</b> 6	204,1		2'08.771 6	<b>211,3</b>	
36	<b>98 T. BERCOT</b> Yamaha YZF-R3	FRA	<b>2'08.038</b> 28	206,1	2'08.679 12	204,9			<b>2'08.038</b> 6	<b>206,1</b>		2'08.631 10	203,3	
37	<b>24 D. BLIN</b> Yamaha YZF-R3	POL	<b>2'08.055</b> 27	207,2	2'08.229 11	203,7			2'08.180 6	204,1		<b>2'08.055</b> 10	<b>207,2</b>	
38	<b>14 E. DE LA VEGA</b> Yamaha YZF-R3	FRA	<b>2'08.138</b> 29	204,5	<b>2'08.138</b> 13	<b>204,5</b>			2'08.831 6	199,2		2'08.390 10	203,3	
39	<b>12 R. DORE</b> Yamaha YZF-R3	FRA	<b>2'08.247</b> 35	207,6	2'09.228 13	200,3	2'10.909 11	192,1	<b>2'08.247</b> 5	<b>207,6</b>		2'08.697 6	203,0	
40	<b>80 G. MASTROLUCA</b> Kawasaki Ninja 400	ITA	<b>2'08.253</b> 26	208,9	2'08.388 4	207,6	<b>2'08.253</b> 12	197,4				2'08.471 10	<b>208,9</b>	
41	<b>73 J. PEREZ GONZALEZ</b> Yamaha YZF-R3	ESP	<b>2'08.363</b> 40	204,9	<b>2'08.363</b> 13	201,8	2'08.968 11	190,4	2'08.493 6	<b>204,9</b>		2'08.698 10	201,8	
42	<b>3 M. GAGGI</b> Yamaha YZF-R3	ITA	<b>2'08.718</b> 38	205,7	2'09.387 11	203,3	2'10.140 11	196,0	<b>2'08.718</b> 6	<b>205,7</b>		2'09.427 10	203,3	
43	<b>66 E. MCGLINCHEY</b> Kawasaki Ninja 400	GBR	<b>2'08.766</b> 35	206,1	2'09.617 10	202,2	2'10.385 9	195,6	<b>2'08.766</b> 6	<b>206,1</b>		2'08.800 10	201,8	
44	<b>47 M. CERVENKA</b> Kawasaki Ninja 400	CZE	<b>2'08.776</b> 28	208,9	2'09.096 10	206,1	2'11.181 2	196,7	<b>2'08.776</b> 6	208,0		2'09.293 10	<b>208,9</b>	
45	<b>68 J. IOVERNO</b> Kawasaki Ninja 400	ITA	<b>2'08.932</b> 33	202,6	2'09.666 11	<b>202,6</b>	2'10.833 10	195,6	<b>2'08.932</b> 5	202,2		2'09.265 7	202,2	
46	<b>93 A. QUINET</b> Kawasaki Ninja 400	FRA	<b>2'09.039</b> 29	207,6	2'09.151 13	204,9			<b>2'09.039</b> 6	<b>207,6</b>		2'09.471 10	205,7	
47	<b>23 S. MARKARIAN</b> Yamaha YZF-R3	FRA	<b>2'09.049</b> 20	204,5	2'09.536 11	203,3			<b>2'09.049</b> 6	<b>204,5</b>		2'09.740 3	196,7	
48	<b>59 A. ZANCA</b> Kawasaki Ninja 400	ITA	<b>2'09.309</b> 39	204,9	2'11.372 12	201,1	2'11.004 11	199,2	<b>2'09.309</b> 6	<b>204,9</b>		2'09.743 10	<b>204,9</b>	
49	<b>18 I. OFFER</b> Kawasaki Ninja 400	GBR	<b>2'13.094</b> 25	201,4	<b>2'13.094</b> 9	<b>201,4</b>			2'13.104 6	196,3		2'13.431 10	195,6	
50	<b>40 M. LAHOZ SENLI</b> Yamaha YZF-R3	ESP	<b>2'14.088</b> 34	195,6	2'16.248 12	192,1	<b>2'14.088</b> 12	189,8				2'14.640 10	<b>195,6</b>	

05/09/2020

These data/results cannot be reproduced, stored and/or transmitted in whole or in part by any manner of electronic, mechanical, photocopying, recording, broadcasting or otherwise now known or herein after developed without the previous express consent by the copyright owner, except for reproduction in daily press and regular printed publications on sale to the public within 60 days of the event related to those data/results and always provided that copyright symbol appears together as follows below.

© DORNA WSBK ORGANIZATION Srl 2020





MotorLand Aragon 5.077 m

**Pirelli Teruel Round, 4 - 6 September 2020**  
**Best Laps & Speed**

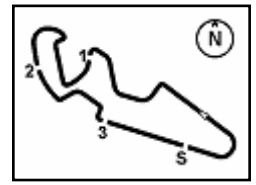
No.	Rider	Bike	Nat	Best Lap		FP1		FP2		FP3		SP		LCR	
				LL	SPD	LL	SPD	LL	SPD	LL	SPD	LL	SPD	LL	SPD
51	77 L. GRUAU	Kawasaki Ninja 400	FRA	<b>2'14.508</b>		<b>2'14.508</b>		2'16.134		2'15.621				2'15.504	
				39	203,7	12	203,7	11	192,5	6	194,9			10	191,8

05/09/2020

These data/results cannot be reproduced, stored and/or transmitted in whole or in part by any manner of electronic, mechanical, photocopying, recording, broadcasting or otherwise now known or herein after developed without the previous express consent by the copyright owner, except for reproduction in daily press and regular printed publications on sale to the public within 60 days of the event related to those data/results and always provided that copyright symbol appears together as follows below.  
© DORNA WSBK ORGANIZATION Srl 2020







MotorLand Aragon 5.077 m

**Pirelli Teruel Round, 4 - 6 September 2020**  
**Starting Grid - Race 1**

10 Laps x 5,077 km = 50,770 km

3	6	BUIS J. Kawasaki	2'06.405	2	64	DE CANCELLIS H. Yamaha	2'06.398	1	54	SOFUOGLU B. Yamaha	2'05.739	1
6	88	IERACI B. Kawasaki	2'06.589	5	61	OKAYA Y. Kawasaki	2'06.445	4	8	PEREZ M. Kawasaki	2'06.429	2
9	17	MEUFFELS K. Kawasaki	2'06.844	8	11	CARRASCO A. Kawasaki	2'06.804	7	48	BRIANTI T. Kawasaki	2'06.688	3
12	10	ORRADRE U. Yamaha	2'06.900	11*	69	BOOTH-AMOS T. Kawasaki	2'06.452	10	99	HUERTAS A. Yamaha	2'06.856	4
15	87	KAWAKAMI T. Yamaha	2'07.028	14	25	KROH A. Yamaha	2'06.958	13	95	DEROUE S. Kawasaki	2'06.913	5
18	7	GIMBERT J. Kawasaki	2'07.336	17	83	KAWAKAMI M. Yamaha	2'07.256	16	15	COPPOLA A. Kawasaki	2'07.235	6
21	9	GRASSIA P. Kawasaki	2'07.458	20	85	SABATUCCI K. Kawasaki	2'07.435	19	71	EDWARDS T. Kawasaki	2'07.414	7
24	30	VAN STRAALLEN G. Yamaha	2'07.712	23	52	KONIG O. Kawasaki	2'07.680	22	22	KALININ N. Kawasaki	2'07.459	8
27	84	ALOISI K. Yamaha	2'07.809	26	72	DIAZ A. Yamaha	2'07.799	25	26	GENNAI M. Yamaha	2'07.728	9
30	19	RODRIGUEZ NUNEZ Kawasaki		29	44	BRAMICH T. Kawasaki	2'07.974	28	58	IGLESIAS BRAVO I Kawasaki	2'07.879	10
33	2	CARRION A. Kawasaki		32	14	DE LA VEGA E. Yamaha		31	46	DI SORA S. Kawasaki		11
36*	96	SALAC F. Kawasaki	2'06.790	35	24	BLIN D. Yamaha		34	80	MASTROLUCA G. Kawasaki		12

N.69 (Booth-Amos T.) has been demoted by 6 grid positions according to Art. 1.21.2  
N.96 (Salac F.) has been penalized to start from the last grid position according to Art. 1.21.2

05/09/2020 The Race Director .....

\* = Penalized

These data/results cannot be reproduced, stored and/or transmitted in whole or in part by any manner of electronic, mechanical, photocopying, recording, broadcasting or otherwise now known or herein after developed without the previous express consent by the copyright owner, except for reproduction in daily press and regular printed publications on sale to the public within 60 days of the event related to those data/results and always provided that copyright symbol appears together as follows below.

© DORNA WSBK ORGANIZATION Srl 2020

