

## Pirelli Teruel Round, 4 - 6 September 2020 Results Race 1

Laps 10 = 50,770 Km - Time of Race 21'21.336 - Avg. 142,642 km/h

MotorLand Aragon 5.077 m

1 / 2

Pos	Grid	No. Rider	Nat	Team	Bike	Class	LL	Gap	Rel.	Fastest Lap	Speed	Qualifying	Speed
1	1	<b>54 B. SOFUOGLU</b>	TUR	Biblion Motoxrcing Yamaha WorldSSP300	Yamaha YZF-R3	B	10			2'07.027	204,2	2'05.739	210,1
2	3	<b>6 J. BUIS</b>	NED	MTM Kawasaki MOTOPOST	Kawasaki Ninja 400	A	10	<b>0.111</b>	0.111	2'07.053	212,6	2'06.405	208,5
3	13	<b>95 S. DEROUE</b>	NED	MTM Kawasaki MOTOPOST	Kawasaki Ninja 400	B	10	<b>0.171</b>	0.060	2'06.961	208,5	2'06.913	211,4
4	8	<b>11 A. CARRASCO</b>	ESP	Kawasaki Provec WorldSSP300	Kawasaki Ninja 400	B	10	<b>0.412</b>	0.241	2'06.638	212,2	2'06.804	205,3
5	12	<b>10 U. ORRADRE</b>	ESP	Yamaha MS Racing	Yamaha YZF-R3	A	10	<b>0.437</b>	0.025	2'07.293	208,9	2'06.900	207,3
6	4	<b>8 M. PEREZ</b>	ESP	Prodina Ircos Team WorldSSP300	Kawasaki Ninja 400	A	10	<b>0.937</b>	0.500	2'06.985	207,7	2'06.429	204,5
7	6	<b>88 B. IERACI</b>	ITA	Kawasaki GP Project	Kawasaki Ninja 400	A	10	<b>0.965</b>	0.028	2'07.204	209,7	2'06.589	211,8
8	10	<b>99 A. HUERTAS</b>	ESP	ProGP Racing	Yamaha YZF-R3	B	10	<b>1.292</b>	0.327	2'06.758	206,9	2'06.856	202,6
9	14	<b>25 A. KROH</b>	GER	Yamaha MS Racing	Yamaha YZF-R3	A	10	<b>1.850</b>	0.558	2'06.859	207,7	2'06.958	212,2
10	17	<b>83 M. KAWAKAMI</b>	BRA	Team Brasil AD 78	Yamaha YZF-R3	B	10	<b>2.050</b>	0.200	2'07.432	206,1	2'07.256	198,2
11	36	<b>96 F. SALAC</b>	CZE	ACCR Czech Talent Team - Willi Race	Kawasaki Ninja 400	B	10	<b>2.108</b>	0.058	2'06.853	206,5	2'06.790	197,8
12	15	<b>87 T. KAWAKAMI</b>	BRA	Yamaha MS Racing	Yamaha YZF-R3	B	10	<b>2.812</b>	0.704	2'07.391	207,3	2'07.028	201,5
13	26	<b>72 A. DIAZ</b>	ESP	Biblion Motoxrcing Yamaha WorldSSP300	Yamaha YZF-R3	A	10	<b>3.988</b>	1.176	2'07.734	209,3	2'07.799	200,4
14	18	<b>7 J. GIMBERT</b>	FRA	GP Project	Kawasaki Ninja 400	A	10	<b>4.446</b>	0.458	2'07.812	210,9	2'07.336	208,1
15	28	<b>58 I. IGLESIAS BRAVO</b>	ESP	Scuderia Maranga Racing	Kawasaki Ninja 400	B	10	<b>6.766</b>	2.320	2'07.347	207,7	2'07.879	205,7
16	19	<b>71 T. EDWARDS</b>	AUS	Kawasaki ParkinGO Team	Kawasaki Ninja 400	B	10	<b>6.827</b>	0.061	2'07.285	210,1	2'07.414	204,9
17	25	<b>26 M. GENNAI</b>	ITA	Team BrCorse	Yamaha YZF-R3	A	10	<b>6.916</b>	0.089	2'07.425	208,5	2'07.728	206,1
18	16	<b>15 A. COPPOLA</b>	ITA	Kawasaki GP Project	Kawasaki Ninja 400	B	10	<b>6.964</b>	0.048	2'07.819	208,5	2'07.235	199,6
19	21	<b>9 P. GRASSIA</b>	ITA	Team CHIODO Moto Racing	Kawasaki Ninja 400	A	10	<b>7.097</b>	0.133	2'07.681	206,5	2'07.458	205,7
20	32	<b>14 E. DE LA VEGA</b>	FRA	Machado Came SBK	Yamaha YZF-R3	B	10	<b>13.211</b>	6.114	2'08.481	201,5		
21	29	<b>44 T. BRAMICH</b>	AUS	Carl Cox-RT Motorsports by SKM-Kawasaki	Kawasaki Ninja 400	A	10	<b>13.261</b>	0.050	2'07.836	205,3	2'07.974	204,2
22	31	<b>46 S. DI SORA</b>	FRA	Leader Team Flembo	Kawasaki Ninja 400	A	10	<b>13.330</b>	0.069	2'07.766	204,2		
23	34	<b>80 G. MASTROLUCA</b>	ITA	GP Project	Kawasaki Ninja 400	B	10	<b>13.479</b>	0.149	2'08.217	205,7		
24	P33	<b>2 A. CARRION</b>	ESP	Smrz Racing - Willi Race	Kawasaki Ninja 400	A	10	<b>16.413</b>	2.934	2'07.559	205,7		
25	35	<b>24 D. BLIN</b>	POL	Biblion Motoxrcing Yamaha WorldSSP300	Yamaha YZF-R3	A	10	<b>25.468</b>	9.055	2'09.278	202,6		
26	20	<b>85 K. SABATUCCI</b>	ITA	Kawasaki GP Project	Kawasaki Ninja 400	B	10	<b>1'18.645</b>	53.177	2'09.444	197,4	2'07.435	208,5
-----Not Classified-----													
RET	2	<b>64 H. DE CANCELLIS</b>	FRA	Team TRASIMENO	Yamaha YZF-R3	B	7	<b>3 Laps</b>		2'07.504	209,3	2'06.398	204,9
RET	5	<b>61 Y. OKAYA</b>	JPN	MTM Kawasaki MOTOPOST	Kawasaki Ninja 400	B	7	<b>3 Laps</b>		2'07.607	210,5	2'06.445	209,7
RET	22	<b>22 N. KALININ</b>	UKR	Battley-RT Motorsports by SKM-Kawasaki	Kawasaki Ninja 400	A	7	<b>3 Laps</b>		2'07.678	212,2	2'07.459	209,3
RET	9	<b>17 K. MEUFFELS</b>	NED	MTM Kawasaki MOTOPOST	Kawasaki Ninja 400	A	6	<b>4 Laps</b>		2'07.880	213,4	2'06.844	206,1
RET	27	<b>84 K. ALOISI</b>	ITA	ProGP Racing	Yamaha YZF-R3	A	6	<b>4 Laps</b>		2'08.493	203,0	2'07.809	202,6
RET	11	<b>69 T. BOOTH-AMOS</b>	GBR	RT Motorsports by SKM - Kawasaki	Kawasaki Ninja 400	B	5	<b>5 Laps</b>		2'07.705	206,9	2'06.452	206,9
RET	24	<b>30 G. VAN STRAALEN</b>	NED	EAB Ten Kate Racing	Yamaha YZF-R3	A	4	<b>6 Laps</b>		2'08.515	208,9	2'07.712	208,1
RET	23	<b>52 O. KONIG</b>	CZE	MOVISIO by Freudenberg Jr Team	Kawasaki Ninja 400	B	4	<b>6 Laps</b>		2'07.902	205,7	2'07.680	205,3
-----Disqualified-----													
DSQ	30	<b>19 V. RODRIGUEZ NUNEZ</b>	ESP	2R Racing	Kawasaki Ninja 400	A	10	<b>0.000</b>		2'06.639	212,2		
DSQ	7	<b>48 T. BRIANTI</b>	ITA	Prodina Ircos Team WorldSSP300	Kawasaki Ninja 400	B	10	<b>1.198</b>		2'06.686	210,5	2'06.688	208,1

AIR	Humidity:	33%	Temp:	31°C
TRACK	Condition:	Dry	Temp:	45°C

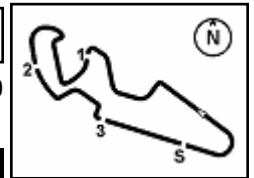
Records	Pole (SP)	2020	B.Sofuoglu	2'05.739	145,36 Km/h
	Race (RC2)	2020	A.Carrasco	2'06.541	144,44 Km/h
	All Times (SP)	2020	B.Sofuoglu	2'05.739	145,36 Km/h
Race Fastest Lap		Lap 10	A.Carrasco	2'06.638	144,33 Km/h

05/09/2020 16:31 16:54 The results are provisional until the end of the time limit for protests and appeals and the completion of the technical checks.

These data/results cannot be reproduced, stored and/or transmitted in whole or in part by any manner of electronic, mechanical, photocopying, recording, broadcasting or otherwise now known or herein after developed without the previous express consent by the copyright owner, except for reproduction in daily press and regular printed publications on sale to the public within 60 days of the event related to those data/results and always provided that copyright symbol appears together as follows below.

© DORNA WSBK ORGANIZATION Srl 2020





## Pirelli Teruel Round, 4 - 6 September 2020

### Results Race 1

MotorLand Aragon 5.077 m

2 / 2

LAP LEADERS					
No.	Rider	From	To	Laps	Total
88	B. IERACI	1	2	2	2
11	A. CARRASCO	3	3	1	1
95	S. DEROUE	4	4	1	
54	B. SOFUOGLU	5	5	1	1
95	S. DEROUE	6	7	2	3
6	J. BUIS	8	8	1	1
10	U. ORRADRE	9	9	1	1
19	V. RODRIGUEZ NUNEZ	10	10	1	1

TOTAL LEADER LAPS					
No.	Rider	Laps			
6	J. BUIS	27	88	B. IERACI	2
11	A. CARRASCO	18	19	V. RODRIGUEZ NUNEZ	1
10	U. ORRADRE	7			
54	B. SOFUOGLU	7			
95	S. DEROUE	6			
48	T. BRIANTI	4			
61	Y. OKAYA	3			

N.19 (Rodriguez Nunez V.) has been disqualified for infringement of art 2.7.8.2 a  
N.48 (Brianti T.) has been disqualified for infringement of art 2.7.8.2 and 2.7.8.5 (Estoril decision)

### Race Highlights

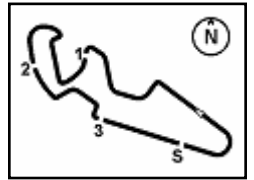
Time	No. Rider	Description
16.28.00		Warm-up Lap Start
16.31.28		Start
16.32.08	85 Sabatucci	Crashed - Turn 4
16.32.49	85 Sabatucci	Re-joined
16.33.13		No Jump Start
16.36.17	30 van Straalen	On Asphalt - Re-Joined - Turn 1
16.36.44	30 van Straalen	On Asphalt - Re-Joined - Turn 5
16.39.17	52 Konig	Technical Problem
16.40.26	30 van Straalen	Entered Pits
16.40.28	52 Konig	Entered Pits
16.41.29	2 Carrion	Under investigation for exceeding track limits
16.41.42	52 Konig	Retired
16.41.45	30 van Straalen	Retired
16.42.19	69 Booth-Amos	Entered Pits
16.43.07	69 Booth-Amos	Retired
16.44.19		2/3 of Race Distance Completed
16.44.37	84 Aloisi	Entered Pits
16.45.28	17 Meuffels	Technical Problem - Turn 4
16.45.48	17 Meuffels	Out
16.46.20	84 Aloisi	Re-joined
16.46.48	61 Okaya	Crashed - Turn 1
16.46.48	22 Kalinin	Crashed - Turn 1
16.47.23	64 De Cancellis	Crashed - Turn 7
16.47.50	22 Kalinin	Under Investigation
16.47.50	61 Okaya	Under Investigation
16.48.19	22 Kalinin	Out
16.48.23	61 Okaya	Out
16.48.26	64 De Cancellis	Out
16.51.06	10 Orradre	Under Investigation - Track Limits
16.53.38	10 Orradre	has been penalized by 3secs (Art.1.21.3)
16.54.01	2 Carrion	has been penalized by 3secs (Art.1.21.3)
16.54.51		End Of Session
17.31.18	10 Orradre	The 3secs penalty has been cancelled

05/09/2020 16:31 16:54 The results are provisional until the end of the time limit for protests and appeals and the completion of the technical checks.

These data/results cannot be reproduced, stored and/or transmitted in whole or in part by any manner of electronic, mechanical, photocopying, recording, broadcasting or otherwise now known or herein after developed without the previous express consent by the copyright owner, except for reproduction in daily press and regular printed publications on sale to the public within 60 days of the event related to those data/results and always provided that copyright symbol appears together as follows below.

© DORNA WSBK ORGANIZATION Srl 2020





MotorLand Aragon 5.077 m

## Pirelli Teruel Round, 4 - 6 September 2020

### Lap Chart Race 1

1 / 4

Lap										
	1	2	3	4	5	6	7	8	9	10
1	88	88	11	95	54	95	95	6	10	19
2	8	95	88	6	95	54	19	10	54	54
3	95	8	95	88	6	6	6	54	6	6
4	54	11	54	54	88	99	54	19	95	95
5	11	54	8	99	99	88	64	95	19	11
6	64	99	6	11	10	64	10	88	88	10
7	6	64	99	10	11	10	99	8	11	8
8	99	6	61	8	64	19	88	48	8	88
9	61	61	64	64	19	11	11	11	83	48
10	48	17	10	61	61	8	8	83	48	99
11	17	10	69	83	8	48	61	25	99	25
12	69	87	87	19	17	17	48	99	96	83
13	10	83	83	87	83	61	83	96	25	96
14	87	69	17	17	48	83	22	87	87	87
15	83	25	48	48	22	22	96	72	72	72
16	25	48	19	22	87	72	25	7	7	7
17	7	7	52	69	72	96	72	58	58	58
18	52	52	7	25	25	87	87	9	15	71
19	15	72	22	7	96	25	7	15	71	26
20	22	22	25	72	7	7	71	71	9	15
21	72	19	72	58	71	71	58	26	26	9
22	9	15	15	15	58	58	15	46	14	14
23	19	58	58	26	46	26	9	14	46	44
24	30	30	26	46	26	15	26	2	2	46
25	46	9	71	96	15	9	14	44	44	2
26	26	71	46	71	9	46	44	80	80	80
27	58	26	9	9	2	44	46	24	24	24
28	71	46	96	14	14	14	2	85	85	85
29	14	14	14	2	44	2	80			
30	2	96	2	84	80	80	24			
31	84	2	84	44	24	24	85			
32	44	84	44	80	84	84				
33	96	44	80	24	69	85				
34	24	80	24	30	85					
35	80	24	30	52						
36	85	85	85	85						

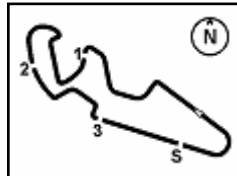
Final Result		
1	<b>54 B. SOFUOGLU</b>	Laps 10
2	<b>6 J. BUIS</b>	0.111
3	<b>95 S. DEROUE</b>	0.171
4	<b>11 A. CARRASCO</b>	0.412
5	<b>10 U. ORRADRE</b>	0.437
6	<b>8 M. PEREZ</b>	0.937
7	<b>88 B. IERACI</b>	0.965
8	<b>99 A. HUERTAS</b>	1.292
9	<b>25 A. KROH</b>	1.850
10	<b>83 M. KAWAKAMI</b>	2.050
11	<b>96 F. SALAC</b>	2.108
12	<b>87 T. KAWAKAMI</b>	2.812
13	<b>72 A. DIAZ</b>	3.988
14	<b>7 J. GIMBERT</b>	4.446
15	<b>58 I. IGLESIAS BRAVO</b>	6.766
16	<b>71 T. EDWARDS</b>	6.827
17	<b>26 M. GENNAI</b>	6.916
18	<b>15 A. COPPOLA</b>	6.964
19	<b>9 P. GRASSIA</b>	7.097
20	<b>14 E. DE LA VEGA</b>	13.211
21	<b>44 T. BRAMICH</b>	13.261
22	<b>46 S. DI SORA</b>	13.330
23	<b>80 G. MASTROLUCA</b>	13.479
24	<b>2 A. CARRION (P)</b>	16.413
25	<b>24 D. BLIN</b>	25.468
26	<b>85 K. SABATUCCI</b>	1'18.645
RET	<b>64 H. DE CANCELLIS</b>	3 Laps
RET	<b>61 Y. OKAYA</b>	3 Laps
RET	<b>22 N. KALININ</b>	3 Laps
RET	<b>17 K. MEUFFELS</b>	4 Laps
RET	<b>84 K. ALOISI</b>	4 Laps
RET	<b>69 T. BOOTH-AMOS</b>	5 Laps
RET	<b>30 G. VAN STRAALEN</b>	6 Laps
RET	<b>52 O. KONIG</b>	6 Laps
DSQ	<b>19 V. RODRIGUEZ NUNE</b>	9.:99'.9.8
DSQ	<b>48 T. BRIANTI</b>	1.198

05/09/2020

These data/results cannot be reproduced, stored and/or transmitted in whole or in part by any manner of electronic, mechanical, photocopying, recording, broadcasting or otherwise now known or herein after developed without the previous express consent by the copyright owner, except for reproduction in daily press and regular printed publications on sale to the public within 60 days of the event related to those data/results and always provided that copyright symbol appears together as follows below.

© DORNA WSBK ORGANIZATION Srl 2020





## Pirelli Teruel Round, 4 - 6 September 2020

### Lap Chart Race 1

MotorLand Aragon 5.077 m

2 / 4

Lap 1		
1	88 B.Ieraci	2'09.583
2	8 M.Perez	0.049
3	95 S.Deroue	0.064
4	54 B.Sofuoglu	0.156
5	11 A.Carrasco	0.225
6	64 H.De Cancellis	0.388
7	6 J.Buis	0.437
8	99 A.Huertas	0.558
9	61 Y.Okaya	0.744
10	48 T.Brianti	0.904
11	17 K.Meuffels	0.961
12	69 T.Booth-Amos	1.008
13	10 U.Orradre	1.366
14	87 T.Kawakami	1.488
15	83 M.Kawakami	1.617
16	25 A.Kroh	1.757
17	7 J.Gimbert	2.421
18	52 O.Konig	2.524
19	15 A.Coppola	2.600
20	22 N.Kalinin	2.613
21	72 A.Diaz	2.671
22	9 P.Grassia	2.845
23	19 V.Rodriguez Nunez	3.015
24	30 G.van Straalen	3.293
25	46 S.Di Sora	3.846
26	26 M.Gennai	3.903
27	58 I.Iglesias Bravo	3.914
28	71 T.Edwards	3.946
29	14 E.De La Vega	5.176
30	2 A.Carrion	5.975
31	84 K.Aloisi	6.030
32	44 T.Bramich	6.124
33	96 F.Salac	6.257
34	24 D.Blin	6.471
35	80 G.Mastroluca	6.617
36	85 K.Sabatucci	59.678

Lap 3		
1	11 A.Carrasco	6'26.459
2	88 B.Ieraci	0.079
3	95 S.Deroue	0.115
4	54 B.Sofuoglu	0.156
5	8 M.Perez	0.231
6	6 J.Buis	0.256
7	99 A.Huertas	0.340
8	61 Y.Okaya	0.621
9	64 H.De Cancellis	0.678
10	10 U.Orradre	0.834
11	69 T.Booth-Amos	0.974
12	87 T.Kawakami	1.010
13	83 M.Kawakami	1.113
14	17 K.Meuffels	1.126
15	48 T.Brianti	1.695
16	19 V.Rodriguez Nunez	1.754
17	52 O.Konig	2.047
18	7 J.Gimbert	2.202
19	22 N.Kalinin	2.474
20	25 A.Kroh	2.530
21	72 A.Diaz	2.743
22	15 A.Coppola	3.046
23	58 I.Iglesias Bravo	3.056
24	26 M.Gennai	3.286
25	71 T.Edwards	3.322
26	46 S.Di Sora	3.640
27	9 P.Grassia	3.693
28	96 F.Salac	4.628
29	14 E.De La Vega	5.347
30	2 A.Carrion	5.347
31	84 K.Aloisi	6.579
32	44 T.Bramich	6.664
33	80 G.Mastroluca	6.799
34	24 D.Blin	8.239
35	30 G.van Straalen	25.813
36	85 K.Sabatucci	1'04.065

36	85 K.Sabatucci	1'06.029
Lap 5		
1	54 B.Sofuoglu	10'42.717
2	95 S.Deroue	0.067
3	6 J.Buis	0.150
4	88 B.Ieraci	0.269
5	99 A.Huertas	0.326
6	10 U.Orradre	0.472
7	11 A.Carrasco	0.595
8	64 H.De Cancellis	0.603
9	19 V.Rodriguez Nunez	0.686
10	61 Y.Okaya	1.474
11	8 M.Perez	1.496
12	17 K.Meuffels	1.526
13	83 M.Kawakami	1.690
14	48 T.Brianti	1.864
15	22 N.Kalinin	1.989
16	87 T.Kawakami	2.318
17	72 A.Diaz	2.375
18	25 A.Kroh	2.545
19	96 F.Salac	2.907
20	7 J.Gimbert	2.956
21	71 T.Edwards	3.664
22	58 I.Iglesias Bravo	3.860
23	46 S.Di Sora	3.938
24	26 M.Gennai	4.030
25	15 A.Coppola	4.052
26	9 P.Grassia	4.674
27	2 A.Carrion	6.390
28	14 E.De La Vega	6.544
29	44 T.Bramich	6.660
30	80 G.Mastroluca	7.394
31	24 D.Blin	12.631
32	84 K.Aloisi	12.710
33	69 T.Booth-Amos	19.934
34	85 K.Sabatucci	1'08.372

2	19 V.Rodriguez Nunez	0.068
3	6 J.Buis	0.197
4	54 B.Sofuoglu	0.407
5	64 H.De Cancellis	0.430
6	10 U.Orradre	0.507
7	99 A.Huertas	0.553
8	88 B.Ieraci	0.582
9	11 A.Carrasco	0.699
10	8 M.Perez	0.798
11	61 Y.Okaya	0.880
12	48 T.Brianti	0.934
13	83 M.Kawakami	1.069
14	22 N.Kalinin	1.328
15	96 F.Salac	1.435
16	25 A.Kroh	1.817
17	72 A.Diaz	1.879
18	87 T.Kawakami	1.937
19	7 J.Gimbert	2.413
20	71 T.Edwards	3.195
21	58 I.Iglesias Bravo	3.608
22	15 A.Coppola	3.969
23	9 P.Grassia	3.977
24	26 M.Gennai	4.145
25	14 E.De La Vega	7.741
26	44 T.Bramich	7.744
27	46 S.Di Sora	8.082
28	2 A.Carrion	8.118
29	80 G.Mastroluca	8.588
30	24 D.Blin	17.541
31	85 K.Sabatucci	1'11.609

Lap 8		
1	6 J.Buis	17'06.766
2	10 U.Orradre	0.038
3	54 B.Sofuoglu	0.184
4	19 V.Rodriguez Nunez	0.470
5	95 S.Deroue	0.538
6	88 B.Ieraci	0.772
7	8 M.Perez	0.876
8	48 T.Brianti	1.029
9	11 A.Carrasco	1.070
10	83 M.Kawakami	1.171
11	25 A.Kroh	1.770
12	99 A.Huertas	1.796
13	96 F.Salac	1.798
14	87 T.Kawakami	2.231
15	72 A.Diaz	2.775
16	7 J.Gimbert	2.807
17	58 I.Iglesias Bravo	4.425
18	9 P.Grassia	4.504
19	15 A.Coppola	4.782
20	71 T.Edwards	4.851
21	26 M.Gennai	5.004
22	46 S.Di Sora	9.710
23	14 E.De La Vega	9.838
24	2 A.Carrion	9.848
25	44 T.Bramich	10.088
26	80 G.Mastroluca	10.127
27	24 D.Blin	20.057
28	85 K.Sabatucci	1'13.321

Lap 2		
1	88 B.Ieraci	4'18.040
2	95 S.Deroue	0.022
3	8 M.Perez	0.476
4	11 A.Carrasco	0.503
5	54 B.Sofuoglu	0.551
6	99 A.Huertas	0.594
7	64 H.De Cancellis	0.609
8	6 J.Buis	0.674
9	61 Y.Okaya	0.798
10	17 K.Meuffels	0.832
11	10 U.Orradre	0.936
12	87 T.Kawakami	1.113
13	83 M.Kawakami	1.575
14	69 T.Booth-Amos	1.688
15	25 A.Kroh	1.790
16	48 T.Brianti	1.841
17	7 J.Gimbert	2.054
18	52 O.Konig	2.564
19	72 A.Diaz	2.613
20	22 N.Kalinin	2.716
21	19 V.Rodriguez Nunez	2.839
22	15 A.Coppola	3.005
23	58 I.Iglesias Bravo	3.121
24	30 G.van Straalen	3.351
25	9 P.Grassia	3.401
26	71 T.Edwards	3.443
27	26 M.Gennai	3.535
28	46 S.Di Sora	3.923
29	14 E.De La Vega	5.200
30	96 F.Salac	5.959
31	2 A.Carrion	6.207
32	84 K.Aloisi	6.462
33	44 T.Bramich	6.714
34	80 G.Mastroluca	7.001
35	24 D.Blin	7.292
36	85 K.Sabatucci	1'02.103

Lap 4		
1	95 S.Deroue	8'34.815
2	6 J.Buis	0.046
3	88 B.Ieraci	0.180
4	54 B.Sofuoglu	0.209
5	99 A.Huertas	0.380
6	11 A.Carrasco	0.561
7	10 U.Orradre	0.799
8	8 M.Perez	0.980
9	64 H.De Cancellis	1.001
10	61 Y.Okaya	1.268
11	83 M.Kawakami	1.284
12	19 V.Rodriguez Nunez	1.362
13	87 T.Kawakami	1.525
14	17 K.Meuffels	1.548
15	48 T.Brianti	1.849
16	22 N.Kalinin	1.912
17	69 T.Booth-Amos	1.939
18	25 A.Kroh	1.969
19	7 J.Gimbert	2.108
20	72 A.Diaz	2.223
21	58 I.Iglesias Bravo	2.536
22	15 A.Coppola	2.697
23	26 M.Gennai	2.814
24	46 S.Di Sora	3.050
25	96 F.Salac	3.125
26	71 T.Edwards	3.175
27	9 P.Grassia	3.435
28	14 E.De La Vega	5.627
29	2 A.Carrion	5.678
30	84 K.Aloisi	6.716
31	44 T.Bramich	6.726
32	80 G.Mastroluca	6.979
33	24 D.Blin	10.331
34	30 G.van Straalen	32.459
35	52 O.Konig	35.311

Lap 6		
1	95 S.Deroue	12'50.721
2	54 B.Sofuoglu	0.072
3	6 J.Buis	0.125
4	99 A.Huertas	0.255
5	88 B.Ieraci	0.366
6	64 H.De Cancellis	0.374
7	10 U.Orradre	0.376
8	19 V.Rodriguez Nunez	0.399
9	11 A.Carrasco	0.534
10	8 M.Perez	0.733
11	48 T.Brianti	1.021
12	17 K.Meuffels	1.457
13	61 Y.Okaya	1.556
14	83 M.Kawakami	1.920
15	22 N.Kalinin	1.933
16	72 A.Diaz	2.105
17	96 F.Salac	2.214
18	87 T.Kawakami	2.282
19	25 A.Kroh	2.446
20	7 J.Gimbert	2.884
21	71 T.Edwards	2.945
22	58 I.Iglesias Bravo	3.203
23	26 M.Gennai	3.451
24	15 A.Coppola	3.867
25	9 P.Grassia	4.351
26	46 S.Di Sora	7.146
27	44 T.Bramich	7.373
28	14 E.De La Vega	7.525
29	2 A.Carrion	7.566
30	80 G.Mastroluca	7.989
31	24 D.Blin	15.206
32	84 K.Aloisi	27.794
33	85 K.Sabatucci	1'10.200
Lap 7		
1	95 S.Deroue	14'59.004

Lap 9		
1	10 U.Orradre	19'14.273
2	54 B.Sofuoglu	0.036
3	6 J.Buis	0.121
4	95 S.Deroue	0.273
5	19 V.Rodriguez Nunez	0.382
6	88 B.Ieraci	0.824
7	11 A.Carrasco	0.837
8	8 M.Perez	1.015
9	83 M.Kawakami	1.485
10	48 T.Brianti	1.575
11	99 A.Huertas	1.597
12	96 F.Salac	1.961
13	25 A.Kroh	2.054

05/09/2020

These data/results cannot be reproduced, stored and/or transmitted in whole or in part by any manner of electronic, mechanical, photocopying, recording, broadcasting or otherwise now known or herein after developed without the previous express consent by the copyright owner, except for reproduction in daily press and regular printed publications on sale to the public within 60 days of the event related to those data/results and always provided that copyright symbol appears together as follows below.

© DORNA WSBK ORGANIZATION Srl 2020



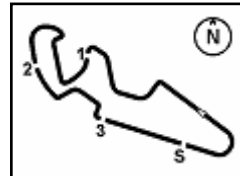
Official Fuel Supplier



Official Tyre Supplier



Official Timekeeper



MotorLand Aragon 5.077 m

3 / 4

## Pirelli Teruel Round, 4 - 6 September 2020

### Lap Chart Race 1

14	87	T.Kawakami	2.115
15	72	A.Diaz	3.284
16	7	J.Gimbert	3.543
17	58	I.Iglesias Bravo	5.105
18	15	A.Coppola	5.444
19	71	T.Edwards	5.457
20	9	P.Grassia	5.491
21	26	M.Gennai	6.108
22	14	E.De La Vega	11.340
23	46	S.Di Sora	11.374
24	2	A.Carrion	11.507
25	44	T.Bramich	11.607
26	80	G.Mastroluca	11.695
27	24	D.Blin	22.497
28	85	K.Sabatucci	1'16.264

#### Lap 10

1	19	V.Rodriguez Nunez	21'21.294
2	54	B.Sofuoglu	0.042
3	6	J.Buis	0.153
4	95	S.Deroue	0.213
5	11	A.Carrasco	0.454
6	10	U.Orradre	0.479
7	8	M.Perez	0.979
8	88	B.Ieraci	1.007
9	48	T.Brianti	1.240
10	99	A.Huertas	1.334
11	25	A.Kroh	1.892
12	83	M.Kawakami	2.092
13	96	F.Salac	2.150
14	87	T.Kawakami	2.854
15	72	A.Diaz	4.030
16	7	J.Gimbert	4.488
17	58	I.Iglesias Bravo	6.808
18	71	T.Edwards	6.869
19	26	M.Gennai	6.958
20	15	A.Coppola	7.006
21	9	P.Grassia	7.139
22	14	E.De La Vega	13.253
23	44	T.Bramich	13.303
24	46	S.Di Sora	13.372
25	2	A.Carrion	13.455
26	80	G.Mastroluca	13.521
27	24	D.Blin	25.510
28	85	K.Sabatucci	1'18.687

05/09/2020

These data/results cannot be reproduced, stored and/or transmitted in whole or in part by any manner of electronic, mechanical, photocopying, recording, broadcasting or otherwise now known or herein after developed without the previous express consent by the copyright owner, except for reproduction in daily press and regular printed publications on sale to the public within 60 days of the event related to those data/results and always provided that copyright symbol appears together as follows below.

© DORNA WSBK ORGANIZATION Srl 2020



Official Fuel Supplier



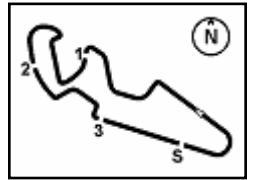
PIRELLI PERUGIA TIMING

Official Tyre Supplier



Official Timekeeper





Pirelli Teruel Round, 4 - 6 September 2020

Lap Chart Race 1

MotorLand Aragon 5.077 m

4 / 4

### Race Pace Comparison

	54 Sof	6 Bui	95 Der	11 Car	10 Orr	8 Per	88 Ier	99 Hue	25 Kro	83 KaM	96 Sal	87 KaT	72 Dia	7 Gim
1	2'09.739	2'10.020	2'09.647	2'09.808	2'10.949	2'09.632	2'09.583	2'10.141	2'11.340	2'11.200	2'15.840	2'11.071	2'12.254	2'12.004
2	2'08.852	2'08.694	2'08.415	2'08.735	2'08.027	2'08.884	2'08.457	2'08.493	2'08.490	2'08.415	2'08.159	2'08.082	2'08.399	2'08.090
3	2'08.024	2'08.001	2'08.512	2'07.916	2'08.317	2'08.174	2'08.498	2'08.165	2'09.159	2'07.957	2'07.088	2'08.316	2'08.549	2'08.567
4	2'08.409	2'08.146	2'08.241	2'08.917	2'08.321	2'09.105	2'08.457	2'08.396	2'07.795	2'08.527	<b>2'06.853</b>	2'08.871	2'07.836	2'08.262
5	2'07.693	2'08.006	2'07.969	2'07.936	2'07.575	2'08.418	2'07.991	2'07.848	2'08.478	2'08.308	2'07.684	2'08.695	2'08.054	2'08.750
6	2'08.076	2'07.979	2'07.937	2'07.943	2'07.908	2'07.241	2'08.101	2'07.933	2'07.905	2'08.234	2'07.311	2'07.968	<b>2'07.734</b>	2'07.932
7	2'08.618	2'08.355	2'08.283	2'08.448	2'08.414	2'08.348	2'08.499	2'08.581	2'07.654	<b>2'07.432</b>	2'07.504	2'07.938	2'08.057	<b>2'07.812</b>
8	2'07.539	2'07.565	2'08.300	2'08.133	<b>2'07.293</b>	2'07.840	2'07.952	2'09.005	2'07.715	2'07.864	2'08.125	2'08.056	2'08.658	2'08.156
9	2'07.359	2'07.628	2'07.242	2'07.274	2'07.469	2'07.646	2'07.559	2'07.308	2'07.791	2'07.821	2'07.670	<b>2'07.391</b>	2'08.016	2'08.243
10	<b>2'07.027</b>	<b>2'07.053</b>	<b>2'06.961</b>	<b>2'06.638</b>	2'07.500	<b>2'06.985</b>	<b>2'07.204</b>	<b>2'06.758</b>	<b>2'06.859</b>	2'07.628	2'07.210	2'07.760	2'07.767	2'07.966

	58 Igl	71 Edw	26 Gen	15 Cop	9 Gra	14 Del	44 Bra	46 DiS	80 Mas	2 Crr	24 Bli	85 Sab	64 DeC	61 Oka
1	2'13.497	2'13.529	2'13.486	2'12.183	2'12.428	2'14.759	2'15.707	2'13.429	2'16.200	2'15.558	2'16.054	3'09.261	2'09.971	2'10.327
2	2'07.664	2'07.954	2'08.089	2'08.862	2'09.013	<b>2'08.481</b>	2'09.047	2'08.534	2'08.841	2'08.689	<b>2'09.278</b>	2'10.882	2'08.678	2'08.511
3	2'08.354	2'08.298	2'08.170	2'08.460	2'08.711	2'08.566	2'08.369	2'08.136	<b>2'08.217</b>	<b>2'07.559</b>	2'09.366	2'10.381	2'08.488	2'08.242
4	2'07.836	2'08.209	2'07.884	2'08.007	2'08.098	2'08.636	2'08.418	<b>2'07.766</b>	2'08.536	2'08.687	2'10.448	2'10.320	2'08.679	2'09.003
5	2'09.226	2'08.391	2'09.118	2'09.257	2'09.141	2'08.819	<b>2'07.836</b>	2'08.790	2'08.317	2'08.614	2'10.202	2'10.245	<b>2'07.504</b>	2'08.108
6	<b>2'07.347</b>	<b>2'07.285</b>	<b>2'07.425</b>	<b>2'07.819</b>	<b>2'07.681</b>	2'08.985	2'08.717	2'11.212	2'08.599	2'09.180	2'10.579	2'09.832	2'07.775	2'08.086
7	2'08.688	2'08.533	2'08.977	2'08.385	2'07.909	2'08.499	2'08.654	2'09.219	2'08.882	2'08.835	2'10.618	2'09.692	2'08.339	<b>2'07.607</b>
8	2'08.579	2'09.418	2'08.621	2'08.575	2'08.289	2'09.859	2'10.106	2'09.390	2'09.301	2'09.492	2'10.278	2'09.474		
9	2'08.187	2'08.113	2'08.611	2'08.169	2'08.494	2'09.009	2'09.026	2'09.171	2'09.075	2'09.166	2'09.947	2'10.450		
10	2'08.724	2'08.433	2'07.871	2'08.583	2'08.669	2'08.934	2'08.717	2'09.019	2'08.847	2'08.969	2'10.034	<b>2'09.444</b>		

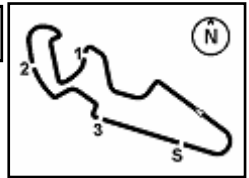
	19 Rod	48 Bri	22 Kai	17 Meu	84 Alo	69 Boo	30 vSt	52 Kon
1	2'12.598	2'10.487	2'12.196	2'10.544	2'15.613	2'10.591	2'12.876	2'12.107
2	2'08.281	2'09.394	2'08.560	2'08.328	2'08.889	2'09.137	<b>2'08.515</b>	2'08.497
3	2'07.334	2'08.273	2'08.177	2'08.713	2'08.536	<b>2'07.705</b>	2'30.881	<b>2'07.902</b>
4	2'07.964	2'08.510	2'07.794	2'08.778	<b>2'08.493</b>	2'09.321	2'15.002	2'41.620
5	2'07.226	2'07.917	2'07.979	<b>2'07.880</b>	2'13.896	2'25.897		
6	2'07.717	2'07.161	2'07.948	2'07.935	2'23.088			
7	2'07.952	2'08.196	<b>2'07.678</b>					
8	2'08.164	2'07.857						
9	2'07.419	2'08.053						
10	<b>2'06.639</b>	<b>2'06.686</b>						

05/09/2020

These data/results cannot be reproduced, stored and/or transmitted in whole or in part by any manner of electronic, mechanical, photocopying, recording, broadcasting or otherwise now known or herein after developed without the previous express consent by the copyright owner, except for reproduction in daily press and regular printed publications on sale to the public within 60 days of the event related to those data/results and always provided that copyright symbol appears together as follows below.

© DORNA WSBK ORGANIZATION Srl 2020





## Pirelli Teruel Round, 4 - 6 September 2020

### Best Sectors & Speed Race 1

#### RESULTS

Pos	Rank	Name	Motorcycle	Laps	Time
1	54	B. SOFUOGLU	Yamaha YZF-R3	10	13.211
2	6	J. BUIS	Kawasaki Ninja 400	10	13.261
3	95	S. DEROUE	Kawasaki Ninja 400	10	13.300
4	11	A. CARRASCO	Kawasaki Ninja 400	10	13.330
5	10	U. ORRADRE	Yamaha YZF-R3	10	13.379
6	8	M. PEREZ	Kawasaki Ninja 400	10	13.412
7	88	B. IERACI	Kawasaki Ninja 400	10	13.446
8	99	A. HUERTAS	Yamaha YZF-R3	10	13.468
9	25	A. KROH	Yamaha YZF-R3	10	13.479
10	83	M. KAWAKAMI	Yamaha YZF-R3	10	13.512
11	96	F. SALAC	Kawasaki Ninja 400	10	13.525
12	87	T. KAWAKAMI	Yamaha YZF-R3	10	13.537
13	72	A. DIAZ	Yamaha YZF-R3	10	13.560
14	7	J. GIMBERT	Kawasaki Ninja 400	10	13.571
15	58	I. IGLESIAS BRAVO	Kawasaki Ninja 400	10	13.582
16	71	T. EDWARDS	Kawasaki Ninja 400	10	13.599
17	26	M. GENNAI	Yamaha YZF-R3	10	13.609
18	15	A. COPPOLA	Kawasaki Ninja 400	10	13.629
19	9	P. GRASSIA	Kawasaki Ninja 400	10	13.639
20	14	E. DE LA VEGA	Yamaha YZF-R3	10	13.642
21	44	T. BRAMICH	Kawasaki Ninja 400	10	13.652
22	46	S. DI SORA	Kawasaki Ninja 400	10	13.669
23	80	G. MASTROLUCA	Kawasaki Ninja 400	10	13.678
24	2	A. CARRION	Kawasaki Ninja 400	10	13.682
25	24	D. BLIN	Yamaha YZF-R3	10	13.690
26	85	K. SABATUCCI	Kawasaki Ninja 400	10	13.703
RET	64	H. DE CANCELLIS	Yamaha YZF-R3	3	Laps
RET	61	Y. OKAYA	Kawasaki Ninja 400	3	Laps
RET	22	N. KALININ	Kawasaki Ninja 400	3	Laps
RET	17	K. MEUFFELS	Kawasaki Ninja 400	4	Laps
RET	84	K. ALOISI	Yamaha YZF-R3	4	Laps
RET	69	T. BOOTH-AMOS	Kawasaki Ninja 400	5	Laps
RET	30	G. VAN STRAALEN	Yamaha YZF-R3	6	Laps
RET	52	O. KONIG	Kawasaki Ninja 400	6	Laps
DSQ	19	V. RODRIGUEZ NUNEZ	Kawasaki Ninja 400	9:99	9.8
DSQ	48	T. BRIANTI	Kawasaki Ninja 400	1	1.198

#### SPEED

Pos	Rank	Name	Motorcycle	Speed
1	17	K. MEUFFELS	Kawasaki Ninja 400	213.4
2	6	J. BUIS	Kawasaki Ninja 400	212.6
3	22	N. KALININ	Kawasaki Ninja 400	212.2
4	11	A. CARRASCO	Kawasaki Ninja 400	212.2
5	19	V. RODRIGUEZ NUNEZ	Kawasaki Ninja 400	212.2
6	7	J. GIMBERT	Kawasaki Ninja 400	210.9
7	48	T. BRIANTI	Kawasaki Ninja 400	210.5
8	61	Y. OKAYA	Kawasaki Ninja 400	210.5
9	71	T. EDWARDS	Kawasaki Ninja 400	210.1
10	88	B. IERACI	Kawasaki Ninja 400	209.7
11	64	H. DE CANCELLIS	Yamaha YZF-R3	209.3
12	72	A. DIAZ	Yamaha YZF-R3	209.3
13	30	G. VAN STRAALEN	Yamaha YZF-R3	208.9
14	10	U. ORRADRE	Yamaha YZF-R3	208.9
15	95	S. DEROUE	Kawasaki Ninja 400	208.5
16	15	A. COPPOLA	Kawasaki Ninja 400	208.5
17	26	M. GENNAI	Yamaha YZF-R3	208.5
18	25	A. KROH	Yamaha YZF-R3	207.7
19	58	I. IGLESIAS BRAVO	Kawasaki Ninja 400	207.7
20	8	M. PEREZ	Kawasaki Ninja 400	207.7
21	87	T. KAWAKAMI	Yamaha YZF-R3	207.3
22	99	A. HUERTAS	Yamaha YZF-R3	206.9
23	69	T. BOOTH-AMOS	Kawasaki Ninja 400	206.9
24	9	P. GRASSIA	Kawasaki Ninja 400	206.5
25	96	F. SALAC	Kawasaki Ninja 400	206.5
26	83	M. KAWAKAMI	Yamaha YZF-R3	206.1
27	2	A. CARRION	Kawasaki Ninja 400	205.7
28	52	O. KONIG	Kawasaki Ninja 400	205.7
29	80	G. MASTROLUCA	Kawasaki Ninja 400	205.7
30	44	T. BRAMICH	Kawasaki Ninja 400	205.3
31	54	B. SOFUOGLU	Yamaha YZF-R3	204.2
32	46	S. DI SORA	Kawasaki Ninja 400	204.2
33	84	K. ALOISI	Yamaha YZF-R3	203.0
34	24	D. BLIN	Yamaha YZF-R3	202.6
35	14	E. DE LA VEGA	Yamaha YZF-R3	201.5
36	85	K. SABATUCCI	Kawasaki Ninja 400	197.4

#### SEG. 1

1	48	T. BRIANTI	35.312
2	25	A. KROH	35.368
3	71	T. EDWARDS	35.418
4	96	F. SALAC	35.429
5	2	A. CARRION	35.475
6	54	B. SOFUOGLU	35.508
7	46	S. DI SORA	35.519
8	61	Y. OKAYA	35.525
9	83	M. KAWAKAMI	35.537
10	22	N. KALININ	35.560
11	26	M. GENNAI	35.571
12	15	A. COPPOLA	35.574
13	72	A. DIAZ	35.607
14	99	A. HUERTAS	35.615
15	19	V. RODRIGUEZ NUNEZ	35.628
16	87	T. KAWAKAMI	35.629
17	10	U. ORRADRE	35.636
18	58	I. IGLESIAS BRAVO	35.639
19	52	O. KONIG	35.669
20	88	B. IERACI	35.678
21	17	K. MEUFFELS	35.682
22	64	H. DE CANCELLIS	35.690
23	6	J. BUIS	35.706
24	11	A. CARRASCO	35.708
25	8	M. PEREZ	35.722
26	9	P. GRASSIA	35.729
27	7	J. GIMBERT	35.755
28	69	T. BOOTH-AMOS	35.769
29	44	T. BRAMICH	35.784
30	84	K. ALOISI	35.815
31	80	G. MASTROLUCA	35.869
32	14	E. DE LA VEGA	35.881
33	95	S. DEROUE	35.909
34	30	G. VAN STRAALEN	36.170
35	24	D. BLIN	36.259
36	85	K. SABATUCCI	36.309

#### SEG. 2

1	54	B. SOFUOGLU	35.043
2	26	M. GENNAI	35.069
3	19	V. RODRIGUEZ NUNEZ	35.078
4	99	A. HUERTAS	35.117
5	95	S. DEROUE	35.124
6	11	A. CARRASCO	35.132
7	6	J. BUIS	35.162
8	64	H. DE CANCELLIS	35.169
9	10	U. ORRADRE	35.182
10	7	J. GIMBERT	35.199
11	44	T. BRAMICH	35.209
12	72	A. DIAZ	35.230
13	25	A. KROH	35.235
14	96	F. SALAC	35.238
15	58	I. IGLESIAS BRAVO	35.255
16	46	S. DI SORA	35.268
17	71	T. EDWARDS	35.274
18	88	B. IERACI	35.305
19	17	K. MEUFFELS	35.342
20	83	M. KAWAKAMI	35.363
21	87	T. KAWAKAMI	35.386
22	8	M. PEREZ	35.389
23	61	Y. OKAYA	35.392
24	48	T. BRIANTI	35.403
25	15	A. COPPOLA	35.421
26	2	A. CARRION	35.424
27	9	P. GRASSIA	35.426
28	22	N. KALININ	35.448
29	69	T. BOOTH-AMOS	35.485
30	84	K. ALOISI	35.526
31	14	E. DE LA VEGA	35.588
32	80	G. MASTROLUCA	35.601
33	52	O. KONIG	35.629
34	30	G. VAN STRAALEN	35.767
35	85	K. SABATUCCI	35.768
36	24	D. BLIN	35.779

#### SEG. 3

1	54	B. SOFUOGLU	22.962
2	10	U. ORRADRE	22.983
3	19	V. RODRIGUEZ NUNEZ	23.052
4	72	A. DIAZ	23.075
5	8	M. PEREZ	23.097
6	88	B. IERACI	23.109
7	2	A. CARRION	23.131
8	96	F. SALAC	23.131
9	95	S. DEROUE	23.155
10	64	H. DE CANCELLIS	23.166
11	71	T. EDWARDS	23.168
12	6	J. BUIS	23.186
13	15	A. COPPOLA	23.197
14	14	E. DE LA VEGA	23.207
15	46	S. DI SORA	23.224
16	58	I. IGLESIAS BRAVO	23.229
17	25	A. KROH	23.237
18	83	M. KAWAKAMI	23.243
19	11	A. CARRASCO	23.253
20	9	P. GRASSIA	23.259
21	48	T. BRIANTI	23.273
22	44	T. BRAMICH	23.274
23	69	T. BOOTH-AMOS	23.288
24	80	G. MASTROLUCA	23.301
25	7	J. GIMBERT	23.319
26	99	A. HUERTAS	23.327
27	26	M. GENNAI	23.340
28	87	T. KAWAKAMI	23.346
29	85	K. SABATUCCI	23.375
30	61	Y. OKAYA	23.381
31	30	G. VAN STRAALEN	23.387
32	24	D. BLIN	23.388
33	17	K. MEUFFELS	23.403
34	52	O. KONIG	23.404
35	22	N. KALININ	23.478
36	84	K. ALOISI	23.615

#### SEG. 4

1	6	J. BUIS	32.394
2	19	V. RODRIGUEZ NUNEZ	32.460
3	17	K. MEUFFELS	32.496
4	10	U. ORRADRE	32.511
5	11	A. CARRASCO	32.545
6	72	A. DIAZ	32.553
7	88	B. IERACI	32.557
8	95	S. DEROUE	32.570
9	99	A. HUERTAS	32.571
10	25	A. KROH	32.635
11	48	T. BRIANTI	32.643
12	96	F. SALAC	32.647
13	8	M. PEREZ	32.652
14	7	J. GIMBERT	32.669
15	87	T. KAWAKAMI	32.680
16	58	I. IGLESIAS BRAVO	32.686
17	71	T. EDWARDS	32.703
18	22	N. KALININ	32.762
19	61	Y. OKAYA	32.763
20	54	B. SOFUOGLU	32.788
21	83	M. KAWAKAMI	32.798
22	15	A. COPPOLA	32.803
23	69	T. BOOTH-AMOS	32.813
24	9	P. GRASSIA	32.826
25	26	M. GENNAI	32.879
26	46	S. DI SORA	32.911
27	64	H. DE CANCELLIS	32.942
28	30	G. VAN STRAALEN	32.983
29	52	O. KONIG	33.085
30	44	T. BRAMICH	33.086
31	80	G. MASTROLUCA	33.094
32	2	A. CARRION	33.103
33	84	K. ALOISI	33.162
34	24	D. BLIN	33.183
35	14	E. DE LA VEGA	33.350
36	85	K. SABATUCCI	33.749

05/09/2020

These data/results cannot be reproduced, stored and/or transmitted in whole or in part by any manner of electronic, mechanical, photocopying, recording, broadcasting or otherwise now known or herein after developed without the previous express consent by the copyright owner, except for reproduction in daily press and regular printed publications on sale to the public within 60 days of the event related to those data/results and always provided that copyright symbol appears together as follows below.

© DORNA WSBK ORGANIZATION Srl 2020



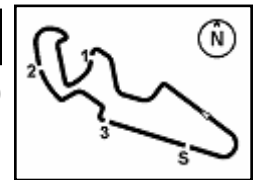
Official Fuel Supplier



Official Tyre Supplier



Official Timekeeper



MotorLand Aragon 5.077 m

## Pirelli Teruel Round, 4 - 6 September 2020

### Chronological Analysis Race 1

Start at 16:31'22.903

1 / 4

1° 19 V. RODRIGUEZ NUNEZ (2'06.639)							
Lap	Seg.1	Seg.2	Seg.3	Seg.4	Lap Time	km/h	Local Time
1		35.432	23.404	<b>32.460</b>	2'12.598	<b>212,2</b>	16:33'35.501
2	35.970	35.855	23.662	32.794	2'08.281	210,1	16:35'43.782
3	35.690	35.683	23.347	32.614	2'07.334	206,9	16:37'51.116
4	35.742	36.248	23.273	32.701	2'07.964	210,9	16:39'59.080
5	35.746	35.564	<b>23.052</b>	32.864	2'07.226	203,0	16:42'06.306
6	36.038	35.157	23.671	32.851	2'07.717	205,3	16:44'14.023
7	36.243	35.521	23.360	32.828	2'07.952	208,9	16:46'21.975
8	35.720	35.506	23.315	33.623	2'08.164	194,2	16:48'30.139
9	36.187	35.154	23.317	32.761	2'07.419	207,3	16:50'37.558
10	<b>35.628</b>	<b>35.078</b>	23.240	32.693	<b>2'06.639</b>	206,1	16:52'44.197
Race Time 21'21.294							

2° 54 B. SOFUOGLU (2'07.027)							
Lap	Seg.1	Seg.2	Seg.3	Seg.4	Lap Time	km/h	Local Time
1		35.525	23.177	33.508	2'09.739	190,5	16:33'32.642
2	36.011	35.526	23.263	34.052	2'08.852	191,2	16:35'41.494
3	<b>35.508</b>	35.491	23.295	33.730	2'08.024	191,2	16:37'49.518
4	35.765	35.523	23.419	33.702	2'08.409	191,5	16:39'57.927
5	36.190	35.118	23.222	33.163	2'07.693	199,6	16:42'05.620
6	36.316	35.162	23.479	33.119	2'08.076	<b>204,2</b>	16:44'13.696
7	36.050	35.178	23.637	33.753	2'08.618	194,2	16:46'22.314
8	36.206	<b>35.043</b>	23.502	<b>32.788</b>	2'07.539	203,4	16:48'29.853
9	35.695	35.371	<b>22.962</b>	33.331	2'07.359	193,5	16:50'37.212
10	35.776	35.207	23.067	32.977	<b>2'07.027</b>	197,4	16:52'44.239
Race Time 21'21.336							

3° 6 J. BUIS (2'07.053)							
Lap	Seg.1	Seg.2	Seg.3	Seg.4	Lap Time	km/h	Local Time
1		35.340	<b>23.186</b>	34.136	2'10.020	197,8	16:33'32.923
2	36.893	35.918	23.296	32.587	2'08.694	208,5	16:35'41.617
3	36.106	35.331	23.708	32.856	2'08.001	205,7	16:37'49.618
4	36.240	35.312	23.866	32.728	2'08.146	207,3	16:39'57.764
5	35.792	35.256	23.298	33.660	2'08.006	194,2	16:42'05.770
6	<b>35.706</b>	35.271	23.523	33.479	2'07.979	197,1	16:44'13.749
7	36.139	35.165	23.935	33.116	2'08.355	205,3	16:46'22.104
8	35.736	35.425	23.511	32.893	2'07.565	201,5	16:48'29.669
9	36.149	35.258	23.383	32.838	2'07.628	201,5	16:50'37.297
10	36.273	<b>35.162</b>	23.224	<b>32.394</b>	<b>2'07.053</b>	<b>212,6</b>	16:52'44.350
Race Time 21'21.447							

4° 95 S. DEROUÉ (2'06.961)							
Lap	Seg.1	Seg.2	Seg.3	Seg.4	Lap Time	km/h	Local Time
1		35.311	23.316	<b>32.570</b>	2'09.647	<b>208,5</b>	16:33'32.550
2	36.374	35.371	23.570	33.100	2'08.415	199,6	16:35'40.965
3	35.956	35.544	23.771	33.241	2'08.512	198,2	16:37'49.477
4	35.997	35.372	23.644	33.228	2'08.241	197,1	16:39'57.718
5	36.109	35.281	23.257	33.322	2'07.969	194,2	16:42'05.687
6	35.935	35.210	23.625	33.167	2'07.937	203,4	16:44'13.624
7	35.995	35.268	23.565	33.455	2'08.283	195,3	16:46'21.907
8	36.096	35.429	23.868	32.907	2'08.300	<b>208,5</b>	16:48'30.207
9	<b>35.909</b>	35.164	23.331	32.838	2'07.242	206,9	16:50'37.449
10	36.020	<b>35.124</b>	<b>23.155</b>	32.662	<b>2'06.961</b>	<b>208,5</b>	16:52'44.410
Race Time 21'21.507							

5° 11 A. CARRASCO (2'06.638)							
Lap	Seg.1	Seg.2	Seg.3	Seg.4	Lap Time	km/h	Local Time
1		35.363	23.405	32.865	2'09.808	202,6	16:33'32.711
2	36.491	35.459	23.766	33.019	2'08.735	204,5	16:35'41.446
3	36.129	35.318	23.536	32.933	2'07.916	201,9	16:37'49.362
4	36.452	35.539	23.843	33.083	2'08.917	205,7	16:39'58.279
5	36.008	35.211	23.509	33.208	2'07.936	201,5	16:42'06.215
6	36.302	35.209	23.702	32.730	2'07.943	208,5	16:44'14.158
7	36.210	35.755	23.452	33.031	2'08.448	204,9	16:46'22.606
8	36.078	35.895	23.605	32.555	2'08.133	205,7	16:48'30.739

9	35.874	35.170	23.508	32.722	2'07.274	202,6	16:50'38.013
10	<b>35.708</b>	<b>35.132</b>	<b>23.253</b>	<b>32.545</b>	<b>2'06.638</b>	<b>212,2</b>	16:52'44.651
Race Time 21'21.748							

6° 10 U. ORRADRE (2'07.293)							
Lap	Seg.1	Seg.2	Seg.3	Seg.4	Lap Time	km/h	Local Time
1		35.739	23.450	<b>32.511</b>	2'10.949	208,1	16:33'33.852
2	35.882	36.075	23.366	32.704	2'08.027	206,5	16:35'41.879
3	36.203	35.619	23.543	32.952	2'08.317	206,9	16:37'50.196
4	36.005	35.809	23.714	32.793	2'08.321	203,8	16:39'58.517
5	35.912	<b>35.182</b>	23.474	33.007	2'07.575	203,4	16:42'06.092
6	35.940	35.388	23.833	32.747	2'07.908	206,1	16:44'14.000
7	36.528	35.404	23.425	33.057	2'08.414	<b>208,9</b>	16:46'22.414
8	35.786	35.230	23.490	32.787	<b>2'07.293</b>	202,2	16:48'29.707
9	36.201	35.223	23.030	33.015	2'07.469	196,0	16:50'37.176
10	<b>35.636</b>	35.301	<b>22.983</b>	33.580	2'07.500	194,2	16:52'44.676
Race Time 21'21.773							

7° 8 M. PEREZ (2'06.985)							
Lap	Seg.1	Seg.2	Seg.3	Seg.4	Lap Time	km/h	Local Time
1		<b>35.389</b>	23.378	32.906	2'09.632	203,8	16:33'32.535
2	36.317	35.608	23.557	33.402	2'08.884	202,2	16:35'41.419
3	<b>35.722</b>	35.829	23.589	33.034	2'08.174	202,6	16:37'49.593
4	36.404	35.653	23.953	33.095	2'09.105	202,2	16:39'58.698
5	35.862	35.816	23.972	32.768	2'08.418	206,5	16:42'07.116
6	35.839	35.402	23.201	32.799	2'07.241	203,0	16:44'14.357
7	36.197	35.689	23.442	33.020	2'08.348	205,7	16:46'22.705
8	35.964	35.657	23.275	32.944	2'07.840	<b>207,7</b>	16:48'30.545
9	35.901	35.623	23.470	<b>32.652</b>	2'07.646	<b>207,7</b>	16:50'38.191
10	35.769	35.417	<b>23.097</b>	32.702	<b>2'06.985</b>	<b>207,7</b>	16:52'45.176
Race Time 21'22.273							

8° 88 B. IERACI (2'07.204)							
Lap	Seg.1	Seg.2	Seg.3	Seg.4	Lap Time	km/h	Local Time
1		35.642	23.323	32.950	2'09.583	208,1	16:33'32.486
2	36.093	35.683	23.483	33.198	2'08.457	201,9	16:35'40.943
3	35.808	35.690	23.656	33.344	2'08.498	201,1	16:37'49.441
4	36.158	35.506	23.593	33.200	2'08.457	200,0	16:39'57.898
5	35.805	35.391	23.586	33.209	2'07.991	201,1	16:42'05.889
6	35.873	<b>35.305</b>	23.909	33.014	2'08.101	206,1	16:44'13.990
7	36.156	35.377	23.832	33.134	2'08.499	203,8	16:46'22.489
8	36.242	35.562	23.218	32.930	2'07.952	206,1	16:48'30.441
9	<b>35.678</b>	35.582	23.742	<b>32.557</b>	2'07.559	<b>209,7</b>	16:50'38.000
10	35.853	35.386	<b>23.109</b>	32.856	<b>2'07.204</b>	204,9	16:52'45.204
Race Time 21'22.301							

9° 48 T. BRIANTI (2'06.686)							
Lap	Seg.1	Seg.2	Seg.3	Seg.4	Lap Time	km/h	Local Time
1		35.828	23.303	32.680	2'10.487	208,5	16:33'33.390
2	36.863	36.181	23.707	<b>32.643</b>	2'09.394	209,3	16:35'42.784
3	36.032	35.677	23.649	32.915	2'08.273	205,7	16:37'51.057
4	35.915	36.152	23.408	33.035	2'08.510	208,9	16:39'59.567
5	36.002	35.441	23.638	32.836	2'07.917	206,9	16:42'07.484
6	35.706	35.436	23.335	32.684	2'07.161	205,7	16:44'14.645
7	36.159	35.749	23.524	32.764	2'08.196	<b>210,5</b>	16:46'22.841
8	36.113	35.428	23.387	32.929	2'07.857	206,5	16:48'30.698
9	35.822	35.702	23.702	32.827	2'08.053	203,4	16:50'38.751
10	<b>35.312</b>	<b>35.403</b>	<b>23.273</b>	32.698	<b>2'06.686</b>	206,5	16:52'45.437
Race Time 21'22.534							

10° 99 A. HUERTAS (2'06.758)							
Lap	Seg.1	Seg.2	Seg.3	Seg.4	Lap Time	km/h	Local Time
1		35.444	23.704	32.796	2'10.141	202,2	16:33'33.044
2	36.208	35.606	23.391	33.288	2'08.493	201,9	16:35'41.537
3	36.232	35.362	23.724	32.847	2'08.165	206,1	16:37'49.702
4	35.968	35.449	23.710	33.269	2'08.396	202,2	16:39'58.098
5	35.806	35.246	23.648	33.148	2'07.848	198,5	16:42'05.946

05/09/2020

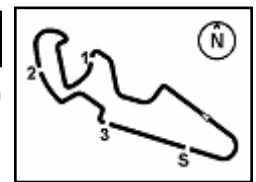
P = Pits In/Out - C = Lap Time Cancelled

These data/results cannot be reproduced, stored and/or transmitted in whole or in part by any manner of electronic, mechanical, photocopying, recording, broadcasting or otherwise now known or herein after developed without the previous express consent by the copyright owner, except for reproduction in daily press and regular printed publications on sale to the public within 60 days of the event related to those data/results and always provided that copyright symbol appears together as follows below.

© DORNA WSBK ORGANIZATION Srl 2020







MotorLand Aragon 5.077 m

## Pirelli Teruel Round, 4 - 6 September 2020

### Chronological Analysis Race 1

Start at 16:31'22.903

2 / 4

6	35.864	35.343	23.635	33.091	2'07.933	205,7	16:44'13.879	3	36.138	36.043	23.473	32.895	2'08.549	200,4	16:37'52.105
7	36.080	35.226	23.541	33.734	2'08.581	191,8	16:46'22.460	4	<b>35.607</b>	36.014	23.414	32.801	2'07.836	208,1	16:39'59.941
8	37.280	35.432	<b>23.337</b>	32.956	2'09.005	201,5	16:48'31.465	5	35.874	35.886	23.514	32.780	2'08.054	204,5	16:42'07.995
9	35.944	35.315	23.434	32.615	2'07.308	<b>206,9</b>	16:50'38.773	6	35.850	35.319	23.514	33.051	<b>2'07.734</b>	205,7	16:44'15.729
10	<b>35.615</b>	<b>35.117</b>	23.455	<b>32.571</b>	<b>2'06.758</b>	205,3	16:52'45.531	7	36.245	<b>35.230</b>	23.645	32.937	2'08.057	204,2	16:46'23.786

Race Time 21'22.628

#### 11° 25 A. KROH (2'06.859)

Lap	Seg.1	Seg.2	Seg.3	Seg.4	Lap Time	km/h	Local Time
1		35.842	23.506	32.740	2'11.340	204,5	16:33'34.243
2	35.911	36.076	23.686	32.817	2'08.490	204,5	16:35'42.733
3	35.993	36.140	24.007	33.019	2'09.159	205,3	16:37'51.892
4	35.582	36.017	23.516	32.680	2'07.795	206,9	16:39'59.687
5	35.971	36.169	23.583	32.755	2'08.478	201,1	16:42'08.165
6	35.814	35.938	<b>23.237</b>	32.916	2'07.905	200,0	16:44'16.070
7	36.094	<b>35.235</b>	23.609	32.716	2'07.654	<b>207,7</b>	16:46'23.724
8	35.974	35.501	23.417	32.823	2'07.715	206,1	16:48'31.439
9	36.060	35.314	23.455	32.962	2'07.791	206,1	16:50'39.230
10	<b>35.368</b>	35.379	23.477	<b>32.635</b>	<b>2'06.859</b>	206,1	16:52'46.089

Race Time 21'23.186

#### 12° 83 M. KAWAKAMI (2'07.432)

Lap	Seg.1	Seg.2	Seg.3	Seg.4	Lap Time	km/h	Local Time
1		35.590	23.358	33.063	2'11.200	200,0	16:33'34.103
2	35.929	35.906	23.652	32.928	2'08.415	202,6	16:35'42.518
3	35.738	35.668	23.693	32.858	2'07.957	205,3	16:37'50.475
4	35.920	35.572	23.827	33.208	2'08.527	204,5	16:39'59.002
5	35.904	35.574	23.446	33.384	2'08.308	193,9	16:42'07.310
6	36.149	35.506	23.583	32.996	2'08.234	<b>206,1</b>	16:44'15.544
7	35.657	35.515	23.462	<b>32.798</b>	<b>2'07.432</b>	202,2	16:46'22.976
8	36.139	35.422	23.393	32.910	2'07.864	201,1	16:48'30.840
9	35.907	<b>35.363</b>	23.568	32.983	2'07.821	201,1	16:50'39.661
10	<b>35.537</b>	35.744	<b>23.243</b>	33.104	2'07.628	200,0	16:52'46.289

Race Time 21'23.386

#### 13° 96 F. SALAC (2'06.853)

Lap	Seg.1	Seg.2	Seg.3	Seg.4	Lap Time	km/h	Local Time
1		35.970	23.858	33.134	2'15.840	203,0	16:33'38.743
2	36.039	35.768	23.319	33.033	2'08.159	200,7	16:35'46.902
3	35.561	35.379	23.192	32.956	2'07.088	201,1	16:37'53.990
4	<b>35.429</b>	35.243	23.534	<b>32.647</b>	<b>2'06.853</b>	204,9	16:40'00.843
5	35.672	35.735	23.531	32.746	2'07.684	206,1	16:42'08.527
6	35.668	35.665	<b>23.131</b>	32.847	2'07.311	<b>206,5</b>	16:44'15.838
7	35.779	35.435	23.561	32.729	2'07.504	203,8	16:46'23.342
8	36.119	35.573	23.257	33.176	2'08.125	202,2	16:48'31.467
9	35.760	<b>35.238</b>	23.615	33.057	2'07.670	201,9	16:50'39.137
10	35.629	35.309	23.271	33.001	2'07.210	201,9	16:52'46.347

Race Time 21'23.444

#### 14° 87 T. KAWAKAMI (2'07.391)

Lap	Seg.1	Seg.2	Seg.3	Seg.4	Lap Time	km/h	Local Time
1		35.651	23.576	32.780	2'11.071	203,0	16:33'33.974
2	35.948	35.833	23.621	<b>32.680</b>	2'08.082	204,2	16:35'42.056
3	36.136	35.591	23.606	32.983	2'08.316	203,8	16:37'50.372
4	36.261	36.053	23.524	33.033	2'08.871	<b>207,3</b>	16:39'59.243
5	35.916	36.061	23.747	32.971	2'08.695	200,4	16:42'07.938
6	35.972	35.457	23.459	33.080	2'07.968	204,9	16:44'15.906
7	35.775	35.395	23.649	33.119	2'07.938	202,6	16:46'23.844
8	36.021	35.576	23.619	32.840	2'08.056	204,5	16:48'31.900
9	35.739	<b>35.386</b>	23.407	32.859	<b>2'07.391</b>	204,2	16:50'39.291
10	<b>35.629</b>	35.604	<b>23.346</b>	33.181	2'07.760	200,7	16:52'47.051

Race Time 21'24.148

#### 15° 72 A. DIAZ (2'07.734)

Lap	Seg.1	Seg.2	Seg.3	Seg.4	Lap Time	km/h	Local Time
1		35.774	23.298	<b>32.553</b>	2'12.254	<b>209,3</b>	16:33'35.157
2	35.752	35.816	23.751	33.080	2'08.399	205,7	16:35'43.556

#### 16° 7 J. GIMBERT (2'07.812)

Lap	Seg.1	Seg.2	Seg.3	Seg.4	Lap Time	km/h	Local Time
1		35.786	23.642	32.717	2'12.004	<b>210,9</b>	16:33'34.907
2	35.801	35.560	24.060	<b>32.669</b>	2'08.090	<b>210,9</b>	16:35'42.997
3	36.350	35.791	23.704	32.722	2'08.567	207,3	16:37'51.564
4	<b>35.755</b>	35.879	23.769	32.859	2'08.262	208,5	16:39'59.826
5	36.462	35.613	23.770	32.905	2'08.750	206,9	16:42'08.576
6	35.969	35.488	23.629	32.846	2'07.932	204,9	16:44'16.508
7	36.110	<b>35.199</b>	23.513	32.990	<b>2'07.812</b>	204,2	16:46'24.320
8	36.041	35.448	23.487	33.180	2'08.156	206,1	16:48'32.476
9	36.409	35.549	<b>23.319</b>	32.966	2'08.243	202,6	16:50'40.719
10	35.854	35.659	23.402	33.051	2'07.966	203,8	16:52'48.685

Race Time 21'25.782

#### 17° 58 I. IGLESIAS BRAVO (2'07.347)

Lap	Seg.1	Seg.2	Seg.3	Seg.4	Lap Time	km/h	Local Time
1		35.428	23.456	<b>32.686</b>	2'13.497	<b>207,7</b>	16:33'36.400
2	35.723	35.668	23.410	32.863	2'07.664	206,5	16:35'44.064
3	35.804	36.307	23.279	32.964	2'08.354	204,9	16:37'52.418
4	35.658	36.003	23.428	32.747	2'07.836	203,4	16:40'00.254
5	37.153	35.865	23.257	32.951	2'09.226	201,1	16:42'09.480
6	<b>35.639</b>	<b>35.255</b>	23.492	32.961	<b>2'07.347</b>	203,0	16:44'16.827
7	35.845	36.322	23.693	32.828	2'08.688	201,9	16:46'25.515
8	36.187	35.653	23.419	33.320	2'08.579	196,7	16:48'34.094
9	36.089	35.553	<b>23.229</b>	33.316	2'08.187	197,4	16:50'42.281
10	36.070	35.742	23.644	33.268	2'08.724	199,6	16:52'51.005

Race Time 21'28.102

#### 18° 71 T. EDWARDS (2'07.285)

Lap	Seg.1	Seg.2	Seg.3	Seg.4	Lap Time	km/h	Local Time
1		35.400	<b>23.168</b>	33.114	2'13.529	200,4	16:33'36.432
2	35.850	35.703	23.698	<b>32.703</b>	2'07.954	<b>210,1</b>	16:35'44.386
3	35.570	36.391	23.565	32.772	2'08.298	206,5	16:37'52.684
4	35.644	35.977	23.726	32.862	2'08.209	203,0	16:40'00.893
5	35.869	36.020	23.515	32.987	2'08.391	198,2	16:42'09.284
6	<b>35.418</b>	<b>35.274</b>	23.400	33.193	<b>2'07.285</b>	198,2	16:44'16.569
7	36.287	35.836	23.230	33.180	2'08.533	195,7	16:46'25.102
8	36.344	35.890	23.581	33.603	2'09.418	194,2	16:48'34.520
9	35.909	35.736	23.448	33.020	2'08.113	204,2	16:50'42.633
10	36.295	35.732	23.415	32.991	2'08.433	203,8	16:52'51.066

Race Time 21'28.163

#### 19° 26 M. GENNAI (2'07.425)

Lap	Seg.1	Seg.2	Seg.3	Seg.4	Lap Time	km/h	Local Time
1		35.669	23.410	<b>32.879</b>	2'13.486	207,3	16:33'36.389
2	35.895	35.774	23.465	32.955	2'08.089	<b>208,5</b>	16:35'44.478
3	36.284	35.584	<b>23.340</b>	32.962	2'08.170	207,7	16:37'52.648
4	<b>35.571</b>	35.857	23.553	32.903	2'07.884	207,3	16:40'00.532
5	36.008	35.810	23.673	33.627	2'09.118	194,2	16:42'09.650
6	35.818	<b>35.069</b>	23.429	33.109	<b>2'07.425</b>	201,5	16:44'17.075
7	35.764	35.998	23.623	33.592	2'08.977	194,2	16:46'26.052
8	36.101	35.441	23.421	33.658	2'08.621	196,7	16:48'34.673
9	35.810	35.726	23.527	33.548	2'08.611	197,4	16:50'43.284
10	35.838	35.615	23.447	32.971	2'07.871	<b>208,5</b>	16:52'51.155

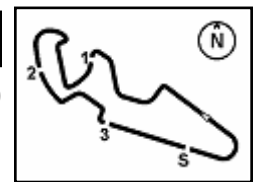
Race Time 21'28.252

05/09/2020 P = Pits In/Out - C = Lap Time Cancelled

These data/results cannot be reproduced, stored and/or transmitted in whole or in part by any manner of electronic, mechanical, photocopying, recording, broadcasting or otherwise now known or herein after developed without the previous express consent by the copyright owner, except for reproduction in daily press and regular printed publications on sale to the public within 60 days of the event related to those data/results and always provided that copyright symbol appears together as follows below.

© DORNA WSBK ORGANIZATION Srl 2020





## Pirelli Teruel Round, 4 - 6 September 2020

### Chronological Analysis Race 1

Start at 16:31'22.903

3 / 4

20° 15 A. COPPOLA (2'07.819)							
Lap	Seg.1	Seg.2	Seg.3	Seg.4	Lap Time	km/h	Local Time
1		35.917	23.516	33.297	2'12.183	200,4	16:33'35.086
2	36.031	36.174	23.582	33.075	2'08.862	<b>208,5</b>	16:35'43.948
3	35.814	36.225	23.618	<b>32.803</b>	2'08.460	207,3	16:37'52.408
4	<b>35.574</b>	36.006	23.429	32.998	2'08.007	206,1	16:40'00.415
5	36.003	35.840	23.715	33.699	2'09.257	194,9	16:42'09.672
6	35.904	<b>35.421</b>	<b>23.197</b>	33.297	<b>2'07.819</b>	201,1	16:44'17.491
7	35.608	35.832	23.383	33.562	2'08.385	193,2	16:46'25.876
8	36.285	35.821	23.441	33.028	2'08.575	202,6	16:48'34.451
9	35.958	35.648	23.209	33.354	2'08.169	198,2	16:50'42.620
10	36.170	35.690	23.458	33.265	2'08.583	203,4	16:52'51.203
Race Time 21'28.300							

9	36.323	35.609	23.422	33.817	2'09.171	192,5	16:50'48.550
10	36.015	35.724	23.395	33.885	2'09.019	194,9	16:52'57.569
Race Time 21'34.666							

21° 9 P. GRASSIA (2'07.681)							
Lap	Seg.1	Seg.2	Seg.3	Seg.4	Lap Time	km/h	Local Time
1		35.634	23.710	32.923	2'12.428	201,9	16:33'35.331
2	36.511	35.732	23.841	32.929	2'09.013	<b>206,5</b>	16:35'44.344
3	36.691	35.790	23.382	32.848	2'08.711	205,7	16:37'53.055
4	36.043	35.643	23.586	<b>32.826</b>	2'08.098	204,5	16:40'01.153
5	36.037	36.299	23.572	33.233	2'09.141	198,9	16:42'10.294
6	<b>35.729</b>	<b>35.426</b>	<b>23.259</b>	33.267	<b>2'07.681</b>	197,8	16:44'17.975
7	35.769	35.478	23.649	33.013	2'07.909	204,2	16:46'25.884
8	35.982	35.687	23.664	32.956	2'08.289	199,3	16:48'34.173
9	36.071	35.592	23.559	33.272	2'08.494	198,9	16:50'42.667
10	36.476	35.837	23.483	32.873	2'08.669	204,5	16:52'51.336
Race Time 21'28.433							

25° 80 G. MASTROLUCA (2'08.217)							
Lap	Seg.1	Seg.2	Seg.3	Seg.4	Lap Time	km/h	Local Time
1		36.813	23.596	33.142	2'16.200	198,9	16:33'39.103
2	36.231	35.753	23.763	<b>33.094</b>	2'08.841	203,8	16:35'47.944
3	35.931	35.776	23.379	33.131	<b>2'08.217</b>	201,5	16:37'56.161
4	36.076	35.784	23.399	33.277	2'08.536	200,4	16:40'04.697
5	<b>35.869</b>	<b>35.601</b>	23.459	33.388	2'08.317	196,7	16:42'13.014
6	35.995	35.718	23.335	33.551	2'08.599	197,8	16:44'21.613
7	36.022	35.774	23.432	33.654	2'08.882	197,1	16:46'30.495
8	36.588	35.737	23.518	33.458	2'09.301	197,8	16:48'39.796
9	36.670	35.929	<b>23.301</b>	33.175	2'09.075	200,0	16:50'48.871
10	36.331	35.965	23.377	33.174	2'08.847	<b>205,7</b>	16:52'57.718
Race Time 21'34.815							

22° 14 E. DE LA VEGA (2'08.481)							
Lap	Seg.1	Seg.2	Seg.3	Seg.4	Lap Time	km/h	Local Time
1		35.894	23.218	33.577	2'14.759	197,8	16:33'37.662
2	35.932	35.810	<b>23.207</b>	33.532	<b>2'08.481</b>	197,1	16:35'46.143
3	<b>35.881</b>	35.901	23.294	33.490	2'08.566	198,9	16:37'54.709
4	35.917	35.605	23.415	33.699	2'08.636	196,4	16:40'03.345
5	36.244	35.737	23.488	<b>33.350</b>	2'08.819	200,7	16:42'12.164
6	36.017	35.818	23.566	33.584	2'08.985	197,1	16:44'21.149
7	36.027	35.674	23.352	33.446	2'08.499	197,4	16:46'29.648
8	36.744	35.936	23.421	33.758	2'09.859	195,7	16:48'39.507
9	36.331	<b>35.588</b>	23.412	33.678	2'09.009	197,1	16:50'48.516
10	36.389	35.735	23.270	33.540	2'08.934	<b>201,5</b>	16:52'57.450
Race Time 21'34.547							

26° 2 A. CARRION (2'07.559)							
Lap	Seg.1	Seg.2	Seg.3	Seg.4	Lap Time	km/h	Local Time
1		36.129	23.738	33.177	2'15.558	200,4	16:33'38.461
2	36.249	35.861	23.476	<b>33.103</b>	2'08.689	201,5	16:35'47.150
3	<b>35.475</b>	<b>35.424</b>	23.452	33.208	<b>2'07.559</b>	<b>205,7</b>	16:37'54.709
4	35.837	35.649	23.182	34.019	2'08.687	179,1	16:40'03.396
5	36.087	35.715	<b>23.131</b>	33.681	2'08.614	196,7	16:42'12.010
6	36.068	35.794	23.526	33.792	2'09.180	194,9	16:44'21.190
7	36.199	35.736	23.334	33.566	2'08.835	200,4	16:46'30.025
8	36.473	35.948	23.505	33.566	2'09.492	199,6	16:48'39.517
9	36.482	35.675	23.352	33.657	2'09.166	199,6	16:50'48.683
10	36.087	35.581	23.457	33.844	2'08.969	193,9	16:52'57.652
Race Time 21'34.749 + 3.000Pen							

23° 44 T. BRAMICH (2'07.836)							
Lap	Seg.1	Seg.2	Seg.3	Seg.4	Lap Time	km/h	Local Time
1		35.792	24.489	33.103	2'15.707	203,0	16:33'38.610
2	36.431	35.653	23.877	<b>33.086</b>	2'09.047	204,9	16:35'47.657
3	35.874	35.580	23.389	33.526	2'08.369	197,4	16:37'56.026
4	35.999	35.475	23.318	33.626	2'08.418	195,3	16:40'04.444
5	<b>35.784</b>	<b>35.209</b>	23.304	33.539	<b>2'07.836</b>	200,7	16:42'12.280
6	36.020	35.587	23.331	33.779	2'08.717	193,9	16:44'20.997
7	35.815	35.741	23.380	33.718	2'08.654	194,2	16:46'29.651
8	36.613	35.939	23.468	34.086	2'10.106	192,5	16:48'39.757
9	36.469	35.743	<b>23.274</b>	33.540	2'09.026	203,4	16:50'48.783
10	36.314	35.873	23.294	33.236	2'08.717	<b>205,3</b>	16:52'57.500
Race Time 21'34.597							

27° 24 D. BLIN (2'09.278)							
Lap	Seg.1	Seg.2	Seg.3	Seg.4	Lap Time	km/h	Local Time
1		36.067	23.790	33.210	2'16.054	201,9	16:33'38.957
2	36.432	<b>35.779</b>	23.884	<b>33.183</b>	<b>2'09.278</b>	<b>202,6</b>	16:35'48.235
3	<b>36.259</b>	35.936	<b>23.388</b>	33.783	2'09.366	197,4	16:37'57.601
4	36.509	36.105	23.646	34.188	2'10.448	190,8	16:40'08.049
5	36.559	35.917	23.985	33.741	2'10.202	196,4	16:42'18.251
6	36.738	35.980	23.644	34.217	2'10.579	189,8	16:44'28.830
7	36.634	36.221	23.590	34.173	2'10.618	190,1	16:46'39.448
8	36.658	35.966	23.598	34.056	2'10.278	190,1	16:48'49.726
9	36.498	36.015	23.444	33.990	2'09.947	190,8	16:50'59.673
10	36.523	35.939	23.497	34.075	2'10.034	192,9	16:53'09.707
Race Time 21'46.804							

24° 46 S. DI SORA (2'07.766)							
Lap	Seg.1	Seg.2	Seg.3	Seg.4	Lap Time	km/h	Local Time
1		35.702	<b>23.224</b>	33.142	2'13.429	203,0	16:33'36.332
2	35.714	36.166	23.700	32.954	2'08.534	<b>204,2</b>	16:35'44.866
3	36.106	35.736	23.383	<b>32.911</b>	2'08.136	<b>204,2</b>	16:37'53.002
4	35.677	35.595	23.536	32.958	<b>2'07.766</b>	<b>204,2</b>	16:40'00.768
5	35.918	35.790	23.726	33.356	2'08.790	196,7	16:42'09.558
6	<b>35.519</b>	<b>35.268</b>	23.445	36.980	2'11.212	202,2	16:44'20.770
7	36.235	35.617	23.454	33.913	2'09.219	196,4	16:46'29.989
8	36.758	35.824	23.584	33.224	2'09.390	203,8	16:48'39.379

28° 85 K. SABATUCCI (2'09.444)							
Lap	Seg.1	Seg.2	Seg.3	Seg.4	Lap Time	km/h	Local Time
1		37.159	23.862	35.220	3'09.261	187,5	16:34'32.164
2	36.832	36.240	23.663	34.147	2'10.882	193,2	16:36'43.046
3	36.592	36.021	23.582	34.186	2'10.381	193,5	16:38'53.427
4	36.467	36.007	23.725	34.121	2'10.320	191,2	16:41'03.747
5	36.418	36.055	23.674	34.098	2'10.245	190,8	16:43'13.992
6	36.383	<b>35.768</b>	23.610	34.071	2'09.832	191,8	16:45'23.824
7	<b>36.309</b>	35.851	23.417	34.115	2'09.692	191,5	16:47'33.516
8	36.419	35.799	<b>23.375</b>	33.881	2'09.474	193,2	16:49'42.990
9	36.324	36.582	23.551	33.993	2'10.450	194,6	16:51'53.440
10	36.447	35.818	23.430	<b>33.749</b>	<b>2'09.444</b>	<b>197,4</b>	16:54'02.884
Race Time 22'39.981							

05/09/2020

P = Pits In/Out - C = Lap Time Cancelled

These data/results cannot be reproduced, stored and/or transmitted in whole or in part by any manner of electronic, mechanical, photocopying, recording, broadcasting or otherwise now known or herein after developed without the previous express consent by the copyright owner, except for reproduction in daily press and regular printed publications on sale to the public within 60 days of the event related to those data/results and always provided that copyright symbol appears together as follows below.

© DORNA WSBK ORGANIZATION Srl 2020



Official Fuel Supplier

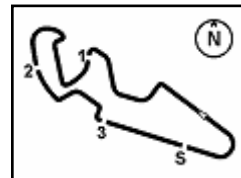


FKR PERUGIA TIMING

Official Tyre Supplier



Official Timekeeper



MotorLand Aragon 5.077 m

## Pirelli Teruel Round, 4 - 6 September 2020

### Chronological Analysis Race 1

Start at 16:31'22.903

4 / 4

6	35.973	<b>35.169</b>	23.674	32.959	2'07.775	203,4	16:44'13.998	4	<b>35.669</b>	53.577	26.936	45.438	2'41.620P	164,4	16:40'33.029
7	36.048	36.010	<b>23.166</b>	33.115	2'08.339	201,9	16:46'22.337								Race Time 9'10.126

Race Time 14'59.434

#### RET 61 Y. OKAYA (2'07.607)

Lap	Seg.1	Seg.2	Seg.3	Seg.4	Lap Time	km/h	Local Time
1		35.644	23.519	<b>32.763</b>	2'10.327	204,9	16:33'33.230
2	36.258	35.503	23.629	33.121	2'08.511	203,0	16:35'41.741
3	36.194	35.399	23.696	32.953	2'08.242	<b>210,5</b>	16:37'49.983
4	36.155	35.545	23.848	33.455	2'09.003	198,2	16:39'58.986
5	35.871	35.574	23.793	32.870	2'08.108	203,4	16:42'07.094
6	35.980	<b>35.392</b>	23.739	32.975	2'08.086	203,0	16:44'15.180
7	<b>35.525</b>	35.853	<b>23.381</b>	32.848	<b>2'07.607</b>	208,9	16:46'22.787

Race Time 14'59.884

#### RET 22 N. KALININ (2'07.678)

Lap	Seg.1	Seg.2	Seg.3	Seg.4	Lap Time	km/h	Local Time
1		<b>35.448</b>	<b>23.478</b>	32.776	2'12.196	<b>212,2</b>	16:33'35.099
2	36.101	35.634	23.836	32.989	2'08.560	202,2	16:35'43.659
3	35.839	35.829	23.747	<b>32.762</b>	2'08.177	208,9	16:37'51.836
4	<b>35.560</b>	35.840	23.499	32.895	2'07.794	209,7	16:39'59.630
5	36.068	35.585	23.547	32.779	2'07.979	205,7	16:42'07.609
6	35.680	35.497	23.694	33.077	2'07.948	201,1	16:44'15.557
7	35.840	35.468	23.597	32.773	<b>2'07.678</b>	207,3	16:46'23.235

Race Time 15'00.332

#### RET 17 K. MEUFFELS (2'07.880)

Lap	Seg.1	Seg.2	Seg.3	Seg.4	Lap Time	km/h	Local Time
1		35.651	23.467	<b>32.496</b>	2'10.544	<b>213,4</b>	16:33'33.447
2	36.118	35.571	23.660	32.979	2'08.328	204,2	16:35'41.775
3	36.776	35.746	23.650	32.541	2'08.713	208,5	16:37'50.488
4	36.390	35.844	<b>23.403</b>	33.141	2'08.778	199,3	16:39'59.266
5	35.783	35.626	23.843	32.628	<b>2'07.880</b>	206,9	16:42'07.146
6	<b>35.682</b>	<b>35.342</b>	23.601	33.310	2'07.935	198,9	16:44'15.081

Race Time 12'52.178

#### RET 84 K. ALOISI (2'08.493)

Lap	Seg.1	Seg.2	Seg.3	Seg.4	Lap Time	km/h	Local Time
1		36.136	23.991	33.406	2'15.613	198,5	16:33'38.516
2	<b>35.815</b>	36.137	23.775	<b>33.162</b>	2'08.889	<b>203,0</b>	16:35'47.405
3	35.910	35.693	<b>23.615</b>	33.318	2'08.536	198,2	16:37'55.941
4	35.856	<b>35.526</b>	23.647	33.464	<b>2'08.493</b>	194,9	16:40'04.434
5	40.503	35.659	23.748	33.986	2'13.896	192,5	16:42'18.330
6	36.495	36.061	27.123	43.409	2'23.088P	176,5	16:44'41.418

Race Time 13'18.515

#### RET 69 T. BOOTH-AMOS (2'07.705)

Lap	Seg.1	Seg.2	Seg.3	Seg.4	Lap Time	km/h	Local Time
1		35.644	<b>23.288</b>	32.904	2'10.591	206,1	16:33'33.494
2	36.220	36.169	23.897	32.851	2'09.137	<b>206,9</b>	16:35'42.631
3	<b>35.769</b>	35.634	23.489	<b>32.813</b>	<b>2'07.705</b>	206,1	16:37'50.336
4	36.191	35.832	23.587	33.711	2'09.321	203,4	16:39'59.657
5	36.473	<b>35.485</b>	23.492	50.447	2'25.897P	205,7	16:42'25.554

Race Time 11'02.651

#### RET 30 G. VAN STRAALLEN (2'08.515)

Lap	Seg.1	Seg.2	Seg.3	Seg.4	Lap Time	km/h	Local Time
1		35.943	23.524	<b>32.983</b>	2'12.876	206,5	16:33'35.779
2	<b>36.170</b>	<b>35.767</b>	<b>23.387</b>	33.191	<b>2'08.515</b>	<b>208,9</b>	16:35'44.294
3	53.163	38.932	24.325	34.461	2'30.881	189,5	16:38'15.175
4	36.321	35.850	23.862	38.969	2'15.002P	186,9	16:40'30.177

Race Time 9'07.274

#### RET 52 O. KONIG (2'07.902)

Lap	Seg.1	Seg.2	Seg.3	Seg.4	Lap Time	km/h	Local Time
1		35.852	23.461	<b>33.085</b>	2'12.107	203,0	16:33'35.010
2	35.830	35.864	23.628	33.175	2'08.497	204,9	16:35'43.507
3	35.782	<b>35.629</b>	<b>23.404</b>	33.087	<b>2'07.902</b>	<b>205,7</b>	16:37'51.409

05/09/2020

P = Pits In/Out - C = Lap Time Cancelled

These data/results cannot be reproduced, stored and/or transmitted in whole or in part by any manner of electronic, mechanical, photocopying, recording, broadcasting or otherwise now known or herein after developed without the previous express consent by the copyright owner, except for reproduction in daily press and regular printed publications on sale to the public within 60 days of the event related to those data/results and always provided that copyright symbol appears together as follows below.

© DORNA WSBK ORGANIZATION Srl 2020



Official Fuel Supplier

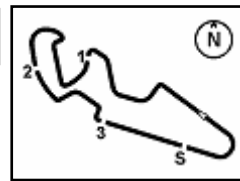


FKR PERUGIA TIMING

Official Tyre Supplier



Official Timekeeper



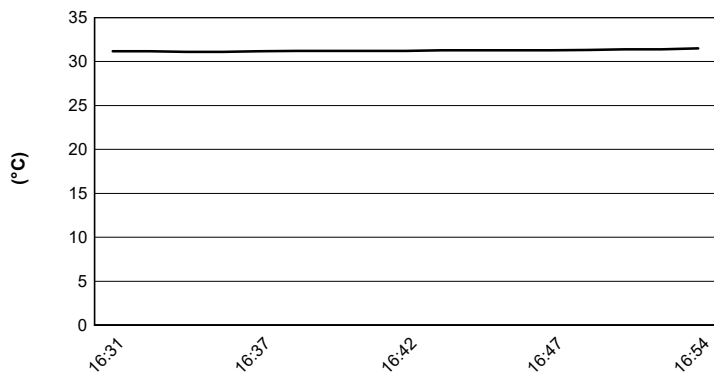
MotorLand Aragon 5.077 m

## Pirelli Teruel Round, 4 - 6 September 2020

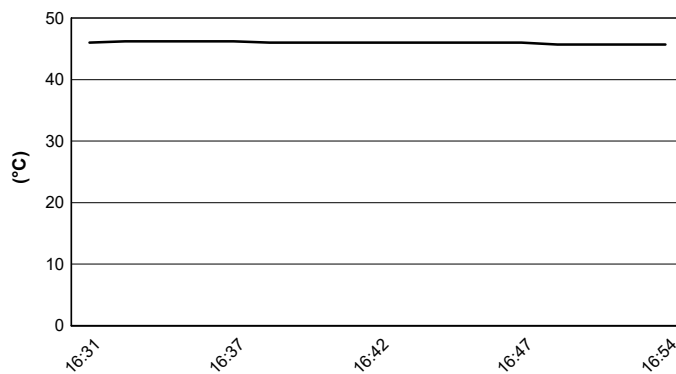
### Weather Report Race 1

Session started 16:31 - Session ended 16:54

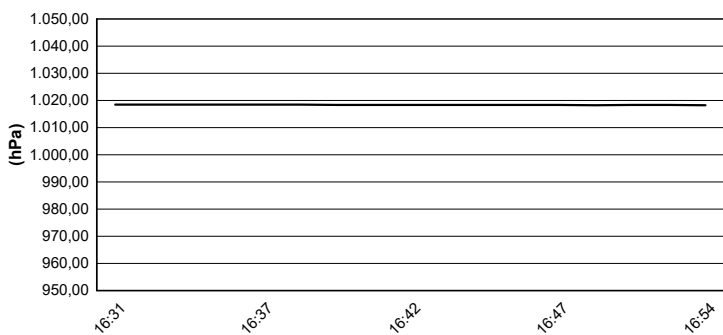
#### Air Temperature



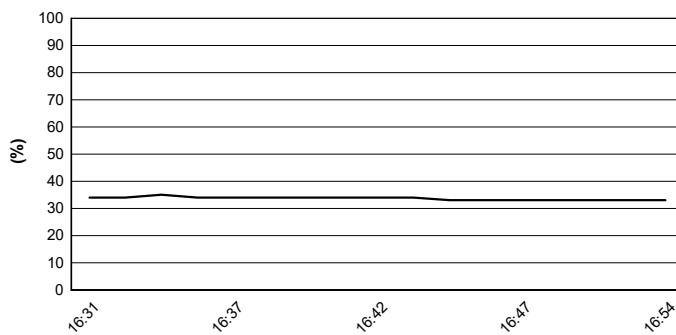
#### Track Temperature



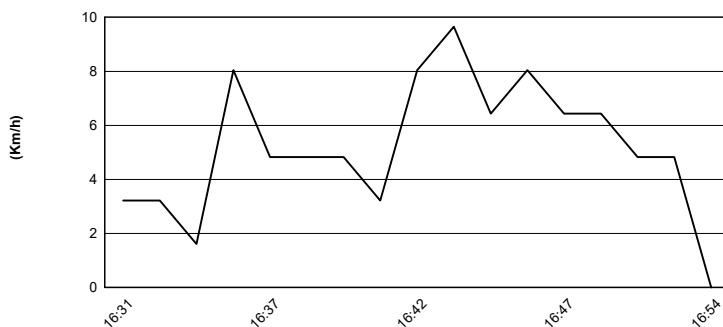
#### Air Pressure



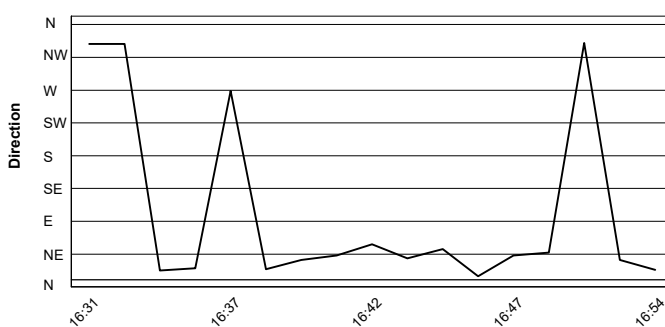
#### Humidity



#### Wind Speed



#### Wind Direction

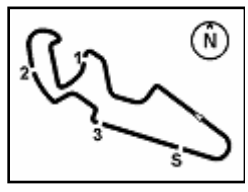


05/09/2020

These data/results cannot be reproduced, stored and/or transmitted in whole or in part by any manner of electronic, mechanical, photocopying, recording, broadcasting or otherwise now known or herein after developed without the previous express consent by the copyright owner, except for reproduction in daily press and regular printed publications on sale to the public within 60 days of the event related to those data/results and always provided that copyright symbol appears together as follows below.

© DORNA WSBK ORGANIZATION Srl 2020





**Pirelli Teruel Round, 4 - 6 September 2020**  
**Manufacturers Standings**

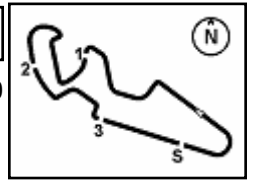
MotorLand Aragon 5.077 m

	Points	Points From First	Points From Previous	August 2 <b>JEREZ</b>		August 9 <b>PORTIMÃO</b>		August 30 <b>ARAGON</b>		September 6 <b>TERUEL</b>	September 20 <b>BARCELONA</b>	October 4 <b>MAGNY-COURS</b>	October 18 <b>ESTORIL</b>					
				20	20	25	25	25	25	20								
1 <b>KAWASAKI</b>	160			2	2	1	1	1	1	1								
2 <b>YAMAHA</b>	135	25		1	1	2	2	2	2	2								
3 <b>KTM</b>	4	156	131			4	3	3	3	3								

05/09/2020 First Line: Championship Standings - Second Line: Ranking Progression  
 These data/results cannot be reproduced, stored and/or transmitted in whole or in part by any manner of electronic, mechanical, photocopying, recording, broadcasting or otherwise now known or herein after developed without the previous express consent by the copyright owner, except for reproduction in daily press and regular printed publications on sale to the public within 60 days of the event related to those data/results and always provided that copyright symbol appears together as follows below.  
 © DORNA WSBK ORGANIZATION Srl 2020







## Pirelli Teruel Round, 4 - 6 September 2020

### Best Laps & Speeds

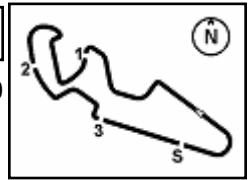
No.	Rider Bike	Nat	Best Lap		FP1		FP2		FP3		SP		LCR		RC1	
			LL	SPD	LL	SPD	LL	SPD	LL	SPD	LL	SPD	LL	SPD	LL	SPD
1	<b>54 B. SOFUOGLU</b> Yamaha YZF-R3	TUR	<b>2'05.739</b>	41 210,1	2'06.884	8 207,2	2'07.215	11 198,5	2'07.279	6 205,7	<b>2'05.739</b>	6 <b>210,1</b>			2'07.027	10 204,1
2	<b>95 S. DEROUE</b> Kawasaki Ninja 400	NED	<b>2'05.899</b>	41 211,3	<b>2'05.899</b>	8 210,1	2'07.451	12 197,0	2'08.111	5 199,2	2'06.913	6 <b>211,3</b>			2'06.961	10 208,4
3	<b>58 I. IGLESIAS BRAVO</b> Kawasaki Ninja 400	ESP	<b>2'06.379</b>	34 210,9	<b>2'06.379</b>	12 <b>210,9</b>			2'08.843	6 206,9	2'07.879	6 205,7			2'07.347	10 207,6
4	<b>64 H. DE CANCELLIS</b> Yamaha YZF-R3	FRA	<b>2'06.398</b>	29 209,3	2'07.206	10 203,0			2'07.913	6 207,2	<b>2'06.398</b>	6 204,9			2'07.504	7 <b>209,3</b>
5	<b>6 J. BUIS</b> Kawasaki Ninja 400	NED	<b>2'06.405</b>	36 212,6	2'07.095	6 206,5	2'07.470	8 201,4	2'07.942	6 200,3	<b>2'06.405</b>	6 208,4			2'07.053	10 <b>212,6</b>
6	<b>8 M. PEREZ</b> Kawasaki Ninja 400	ESP	<b>2'06.429</b>	31 207,6	2'07.848	9 205,7			2'07.668	6 204,9	<b>2'06.429</b>	6 204,5			2'06.985	10 <b>207,6</b>
7	<b>61 Y. OKAYA</b> Kawasaki Ninja 400	JPN	<b>2'06.445</b>	30 210,5	2'07.215	12 <b>210,5</b>			2'07.161	5 206,1	<b>2'06.445</b>	6 209,7			2'07.607	7 <b>210,5</b>
8	<b>69 T. BOOTH-AMOS</b> Kawasaki Ninja 400	GBR	<b>2'06.452</b>	24 206,9	2'07.214	11 204,1			2'08.172	5 203,7	<b>2'06.452</b>	3 <b>206,9</b>			2'07.705	5 <b>206,9</b>
9	<b>48 T. BRIANTI</b> Kawasaki Ninja 400	ITA	<b>2'06.493</b>	35 210,5	<b>2'06.493</b>	13 208,0			2'07.444	6 209,3	2'06.688	6 208,0			2'06.686	10 <b>210,5</b>
10	<b>71 T. EDWARDS</b> Kawasaki Ninja 400	AUS	<b>2'06.518</b>	38 210,1	<b>2'06.518</b>	9 206,1	2'07.667	8 198,5	2'08.308	5 205,3	2'07.414	6 204,9			2'07.285	10 <b>210,1</b>
11	<b>11 A. CARRASCO</b> Kawasaki Ninja 400	ESP	<b>2'06.552</b>	40 212,1	<b>2'06.552</b>	10 210,9	2'08.447	8 193,9	2'07.252	6 204,5	2'06.804	6 205,3			2'06.638	10 <b>212,1</b>
12	<b>88 B. IERACI</b> Kawasaki Ninja 400	ITA	<b>2'06.589</b>	37 213,4	2'07.144	9 204,5	2'07.626	6 204,5	2'06.742	6 <b>213,4</b>	<b>2'06.589</b>	6 211,7			2'07.204	10 209,7
13	<b>19 V. RODRIGUEZ NUNEZ</b> Kawasaki Ninja 400	ESP	<b>2'06.639</b>	48 212,1	2'08.870	12 204,9	2'09.014	10 206,1	2'07.772	6 209,7			2'08.147	10 210,1	<b>2'06.639</b>	10 <b>212,1</b>
14	<b>99 A. HUERTAS</b> Yamaha YZF-R3	ESP	<b>2'06.758</b>	35 206,9	2'09.187	2 200,7	2'07.607	12 201,1	2'07.313	5 205,7	2'06.856	6 202,6			<b>2'06.758</b>	10 <b>206,9</b>
15	<b>96 F. SALAC</b> Kawasaki Ninja 400	CZE	<b>2'06.790</b>	34 207,2	2'07.374	12 206,5			2'07.371	6 <b>207,2</b>	<b>2'06.790</b>	6 197,8			2'06.853	10 206,5
16	<b>22 N. KALININ</b> Kawasaki Ninja 400	UKR	<b>2'06.813</b>	29 212,1	<b>2'06.813</b>	10 206,1			2'08.204	6 206,9	2'07.459	6 209,3			2'07.678	7 <b>212,1</b>
17	<b>17 K. MEUFFELS</b> Kawasaki Ninja 400	NED	<b>2'06.844</b>	23 213,4	2'07.035	6 208,4			2'07.840	6 203,3	<b>2'06.844</b>	5 206,1			2'07.880	6 <b>213,4</b>
18	<b>25 A. KROH</b> Yamaha YZF-R3	GER	<b>2'06.859</b>	40 212,1	2'08.040	10 206,1	2'08.015	9 205,7	2'06.987	5 210,1	2'06.958	6 <b>212,1</b>			<b>2'06.859</b>	10 207,6
19	<b>10 U. ORRADRE</b> Yamaha YZF-R3	ESP	<b>2'06.900</b>	36 208,9	2'07.311	6 198,1	2'08.332	8 199,2	2'07.608	6 205,7	<b>2'06.900</b>	6 207,2			2'07.293	10 <b>208,9</b>
20	<b>72 A. DIAZ</b> Yamaha YZF-R3	ESP	<b>2'06.911</b>	31 209,3	<b>2'06.911</b>	9 203,0			2'07.453	6 203,3	2'07.799	6 200,3			2'07.734	10 <b>209,3</b>
21	<b>87 T. KAWAKAMI</b> Yamaha YZF-R3	BRA	<b>2'06.914</b>	33 207,2	<b>2'06.914</b>	11 201,8			2'07.307	6 204,5	2'07.028	6 201,4			2'07.391	10 <b>207,2</b>
22	<b>44 T. BRAMICH</b> Kawasaki Ninja 400	AUS	<b>2'07.128</b>	40 209,3	2'08.157	10 205,7	2'09.061	9 201,1	<b>2'07.128</b>	5 <b>209,3</b>	2'07.974	6 204,1			2'07.836	10 205,3
23	<b>52 O. KONIG</b> Kawasaki Ninja 400	CZE	<b>2'07.161</b>	25 206,5	<b>2'07.161</b>	9 <b>206,5</b>	2'09.837	5 195,6	2'07.887	2 205,7	2'07.680	5 205,3			2'07.902	4 205,7
24	<b>15 A. COPPOLA</b> Kawasaki Ninja 400	ITA	<b>2'07.235</b>	31 208,4	2'07.389	12 206,9			2'08.637	6 202,2	<b>2'07.235</b>	3 199,6			2'07.819	10 <b>208,4</b>
25	<b>83 M. KAWAKAMI</b> Yamaha YZF-R3	BRA	<b>2'07.256</b>	32 206,1	2'07.620	10 204,9			2'09.376	6 201,1	<b>2'07.256</b>	6 198,1			2'07.432	10 <b>206,1</b>

05/09/2020

These data/results cannot be reproduced, stored and/or transmitted in whole or in part by any manner of electronic, mechanical, photocopying, recording, broadcasting or otherwise now known or herein after developed without the previous express consent by the copyright owner, except for reproduction in daily press and regular printed publications on sale to the public within 60 days of the event related to those data/results and always provided that copyright symbol appears together as follows below.

© DORNA WSBK ORGANIZATION Srl 2020





## Pirelli Teruel Round, 4 - 6 September 2020

### Best Laps & Speeds

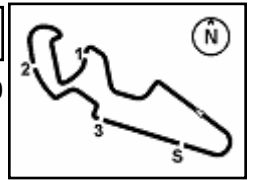
No.	Rider Bike	Nat	Best Lap		FP1		FP2		FP3		SP		LCR		RC1	
			LL	SPD	LL	SPD	LL	SPD	LL	SPD	LL	SPD	LL	SPD	LL	SPD
26	7 J. GIMBERT Kawasaki Ninja 400	FRA	<b>2'07.336</b>	40 210,9	2'07.691	10 208,4	2'08.912	8 202,6	2'08.308	6 207,2	<b>2'07.336</b>	6 208,0			2'07.812	10 <b>210,9</b>
27	30 G. VAN STRAALEN Yamaha YZF-R3	NED	<b>2'07.376</b>	31 210,1	<b>2'07.376</b>	10 <b>210,1</b>	2'08.766	7 200,0	2'07.693	5 206,5	2'07.712	5 208,0			2'08.515	4 208,9
28	26 M. GENNAI Yamaha YZF-R3	ITA	<b>2'07.425</b>	32 208,4	2'07.671	10 204,9			2'08.655	6 199,2	2'07.728	6 206,1			<b>2'07.425</b>	10 <b>208,4</b>
29	85 K. SABATUCCI Kawasaki Ninja 400	ITA	<b>2'07.435</b>	34 208,4	2'08.297	12 207,2			2'07.611	6 207,2	<b>2'07.435</b>	6 <b>208,4</b>			2'09.444	10 197,4
30	84 K. ALOISI Yamaha YZF-R3	ITA	<b>2'07.449</b>	34 203,7	2'07.655	10 <b>203,7</b>	2'09.271	8 198,1	<b>2'07.449</b>	5 202,2	2'07.809	5 202,6			2'08.493	6 203,0
31	9 P. GRASSIA Kawasaki Ninja 400	ITA	<b>2'07.458</b>	39 206,5	2'09.381	8 202,6	2'08.744	9 202,2	2'07.483	6 204,5	<b>2'07.458</b>	6 205,7			2'07.681	10 <b>206,5</b>
32	2 A. CARRION Kawasaki Ninja 400	ESP	<b>2'07.559</b>	35 207,2	2'08.835	11 206,5			2'07.984	4 <b>207,2</b>			2'08.237	10 203,0	<b>2'07.559</b>	10 205,7
33	46 S. DI SORA Kawasaki Ninja 400	FRA	<b>2'07.719</b>	47 207,2	2'08.699	11 203,7	2'09.798	10 202,6	<b>2'07.719</b>	6 <b>207,2</b>			2'07.996	10 206,5	2'07.766	10 204,1
34	27 F. ROVELLI Kawasaki Ninja 400	ITA	<b>2'07.995</b>	32 204,9	2'07.995	9 204,1	2'09.172	8 196,0	2'08.893	6 <b>204,9</b>			2'08.616	9 204,5		
35	45 F. MACAN Yamaha YZF-R3	BRA	<b>2'08.031</b>	23 211,3	2'08.791	11 200,0			<b>2'08.031</b>	6 204,1			2'08.771	6 <b>211,3</b>		
36	98 T. BERCOT Yamaha YZF-R3	FRA	<b>2'08.038</b>	28 206,1	2'08.679	12 204,9			<b>2'08.038</b>	6 <b>206,1</b>			2'08.631	10 203,3		
37	24 D. BLIN Yamaha YZF-R3	POL	<b>2'08.055</b>	37 207,2	2'08.229	11 203,7			2'08.180	6 204,1			<b>2'08.055</b>	10 <b>207,2</b>	2'09.278	10 202,6
38	14 E. DE LA VEGA Yamaha YZF-R3	FRA	<b>2'08.138</b>	39 204,5	2'08.138	13 <b>204,5</b>			2'08.831	6 199,2			2'08.390	10 203,3	2'08.481	10 201,4
39	80 G. MASTROLUCA Kawasaki Ninja 400	ITA	<b>2'08.217</b>	36 208,9	2'08.388	4 207,6	2'08.253	12 197,4					2'08.471	10 <b>208,9</b>	<b>2'08.217</b>	10 205,7
40	12 R. DORE Yamaha YZF-R3	FRA	<b>2'08.247</b>	35 207,6	2'09.228	13 200,3	2'10.909	11 192,1	<b>2'08.247</b>	5 <b>207,6</b>			2'08.697	6 203,0		
41	73 J. PEREZ GONZALEZ Yamaha YZF-R3	ESP	<b>2'08.363</b>	40 204,9	2'08.363	13 201,8	2'08.968	11 190,4	2'08.493	6 <b>204,9</b>			2'08.698	10 201,8		
42	3 M. GAGGI Yamaha YZF-R3	ITA	<b>2'08.718</b>	38 205,7	2'09.387	11 203,3	2'10.140	11 196,0	<b>2'08.718</b>	6 <b>205,7</b>			2'09.427	10 203,3		
43	66 E. MCGLINCHEY Kawasaki Ninja 400	GBR	<b>2'08.766</b>	35 206,1	2'09.617	10 202,2	2'10.385	9 195,6	<b>2'08.766</b>	6 <b>206,1</b>			2'08.800	10 201,8		
44	47 M. CERVENKA Kawasaki Ninja 400	CZE	<b>2'08.776</b>	28 208,9	2'09.096	10 206,1	2'11.181	2 196,7	<b>2'08.776</b>	6 208,0			2'09.293	10 <b>208,9</b>		
45	68 J. IOVERNO Kawasaki Ninja 400	ITA	<b>2'08.932</b>	33 202,6	2'09.666	11 <b>202,6</b>	2'10.833	10 195,6	<b>2'08.932</b>	5 202,2			2'09.265	7 202,2		
46	93 A. QUINET Kawasaki Ninja 400	FRA	<b>2'09.039</b>	29 207,6	2'09.151	13 204,9			<b>2'09.039</b>	6 <b>207,6</b>			2'09.471	10 205,7		
47	23 S. MARKARIAN Yamaha YZF-R3	FRA	<b>2'09.049</b>	20 204,5	2'09.536	11 203,3			<b>2'09.049</b>	6 <b>204,5</b>			2'09.740	3 196,7		
48	59 A. ZANCA Kawasaki Ninja 400	ITA	<b>2'09.309</b>	39 204,9	2'11.372	12 201,1	2'11.004	11 199,2	<b>2'09.309</b>	6 <b>204,9</b>			2'09.743	10 <b>204,9</b>		
49	18 I. OFFER Kawasaki Ninja 400	GBR	<b>2'13.094</b>	25 201,4	2'13.094	9 <b>201,4</b>			2'13.104	6 196,3			2'13.431	10 195,6		
50	40 M. LAHOZ SENLI Yamaha YZF-R3	ESP	<b>2'14.088</b>	34 195,6	2'16.248	12 192,1	2'14.088	12 189,8					2'14.640	10 <b>195,6</b>		

05/09/2020

These data/results cannot be reproduced, stored and/or transmitted in whole or in part by any manner of electronic, mechanical, photocopying, recording, broadcasting or otherwise now known or herein after developed without the previous express consent by the copyright owner, except for reproduction in daily press and regular printed publications on sale to the public within 60 days of the event related to those data/results and always provided that copyright symbol appears together as follows below.

© DORNA WSBK ORGANIZATION Srl 2020





MotorLand Aragon 5.077 m

## Pirelli Teruel Round, 4 - 6 September 2020

### Best Laps & Speeds

3 / 3

No.	Rider	Bike	Nat	Best Lap		FP1		FP2		FP3		SP		LCR		RC1	
				LL	SPD	LL	SPD	LL	SPD	LL	SPD	LL	SPD	LL	SPD	LL	SPD
51	77 L. GRUAU	Kawasaki Ninja 400	FRA	2'14.508	203,7	2'14.508	203,7	2'16.134	192,5	2'15.621	194,9			2'15.504	191,8		

05/09/2020

These data/results cannot be reproduced, stored and/or transmitted in whole or in part by any manner of electronic, mechanical, photocopying, recording, broadcasting or otherwise now known or herein after developed without the previous express consent by the copyright owner, except for reproduction in daily press and regular printed publications on sale to the public within 60 days of the event related to those data/results and always provided that copyright symbol appears together as follows below.

© DORNA WSBK ORGANIZATION Srl 2020



Official Fuel Supplier

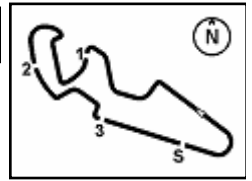


PIRELLI

Official Tyre Supplier



Official Timekeeper



MotorLand Aragon 5.077 m

**Pirelli Teruel Round, 4 - 6 September 2020**  
**Pirelli Best Lap Award**

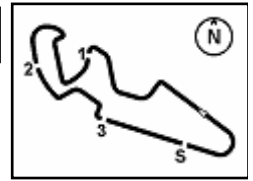
	Points	Points From First	Points From Previous	August 2	August 9	August 30	September 6	September 20	October 4	October 18							
				JEREZ	PORTIMÃO	ARAGON	TERUEL	BARCELONA	MAGNY-COURS	ESTORIL							
<b>1 CARRASCO</b> Ana (ESP)	4			1 1		1	1										
<b>2 ORRADRE</b> Unai (ESP)	1	3			1												
<b>3 SOFUOGLU</b> Bahattin (TUR)	1	3	0			1											
<b>4 DI SORA</b> Samuel (FRA)	1	3	0		1												

05/09/2020

These data/results cannot be reproduced, stored and/or transmitted in whole or in part by any manner of electronic, mechanical, photocopying, recording, broadcasting or otherwise now known or herein after developed without the previous express consent by the copyright owner, except for reproduction in daily press and regular printed publications on sale to the public within 60 days of the event related to those data/results and always provided that copyright symbol appears together as follows below.

© DORNA WSBK ORGANIZATION Srl 2020





## Pirelli Teruel Round, 4 - 6 September 2020 Championship Standings

MotorLand Aragon 5.077 m

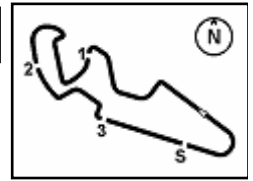
1 / 2

Points	Points From First	Points From Previous	August 2 JEREZ		August 9 PORTIMÃO		August 30 ARAGON		September 6 TERUEL		September 20 BARCELONA		October 4 MAGNY-COURS		October 18 ESTORIL	
			1	2	1	2	1	2	1	2	1	2	1	2	1	2
<b>1</b> BUIS Jeffrey (NED)	107		4	15	20	13	25	25	20							
<b>2</b> DEROUE Scott (NED)	103	4	16	3	13	25	13	25	20	16						
<b>3</b> CARRASCO Ana (ESP)	99	8	10	6	20	25	20	11	13							
<b>4</b> ORRADRE Unai (ESP)	92	15	25	1	10	20	10	16	11							
<b>5</b> SOFUOGLU Bahattin (TUR)	83	24	11	5	25	11	11		25							
<b>6</b> BOOTH-AMOS Tom (GBR)	63	44	20	2	16	16	11		6							
<b>7</b> KAWAKAMI Meikon (BRA)	46	61	11	9	8	8	13	6								
<b>8</b> PEREZ Mika (ESP)	45	62			9	10	16	10								
<b>9</b> IERACI Bruno (ITA)	37	70	9	12	9	10	9	9								
<b>10</b> KAWAKAMI Ton (BRA)	30	77	6	10	5	6	9	4								
<b>11</b> OKAYA Yuta (JPN)	29	78	13	4	16	16	8	11								
<b>12</b> DE CANCELLIS Hugo (FRA)	27	80	7	13	7	13	7	12								
<b>13</b> MEUFFELS Koen (NED)	26	81	2	14	1	7	8	8								
<b>14</b> KALININ Nick (UKR)	25	82	7	9	8	5	2	3								
<b>15</b> DI SORA Samuel (FRA)	22	85	5	11	10	7	10	15								
<b>16</b> SABATUCCI Kevin (ITA)	21	86	9	7	6	1	5	16								
<b>17</b> KROH Alan (GER)	17	90	1	15	20	23	28	20								
<b>18</b> VAN STRAALEN Glenn (NED)	16	91			4	6	6	17								
<b>19</b> HUERTAS Adrian (ESP)	13	94					5	8								
<b>20</b> DIAZ Alvaro (ESP)	13	94	8	8	2	13	15	17								
<b>21</b> EDWARDS Tom (AUS)	9	98			9	17	19	20								
<b>22</b> IGLESIAS BRAVO Inigo (ESP)	7	100					6	1								
<b>23</b> ROVELLI Filippo (ITA)	7	100	3	17	21	24	28	21								
<b>24</b> COPPOLA Alfonso (ITA)	7	100			3	4	21	21								

05/09/2020 First Line: Championship Standings - Second Line: Ranking Progression  
These data/results cannot be reproduced, stored and/or transmitted in whole or in part by any manner of electronic, mechanical, photocopying, recording, broadcasting or otherwise now known or herein after developed without the previous express consent by the copyright owner, except for reproduction in daily press and regular printed publications on sale to the public within 60 days of the event related to those data/results and always provided that copyright symbol appears together as follows below.  
© DORNA WSBK ORGANIZATION Srl 2020







MotorLand Aragon 5.077 m

## Pirelli Teruel Round, 4 - 6 September 2020

### Championship Standings

2 / 2

	Points	Points From First	Points From Previous	August 2	August 9	August 30	September 6	September 20	October 4	October 18							
				JEREZ	PORTIMÃO	ARAGON	TERUEL	BARCELONA	MAGNY-COURS	ESTORIL							
25 <b>KONIG</b> Oliver (CZE)	7	100	0		4 22	3 21 21	22										
26 <b>CARRION</b> Alejandro (ESP)	7	100	0	3 13 17	3 18 20	1 21 21	22										
27 <b>DE LA VEGA</b> Enzo (FRA)	6	101	1		1 23 20	5 24 25	27										
28 <b>SALAC</b> Filip (CZE)	5	102	1				5 28										
29 <b>ALOISI</b> Kim (ITA)	5	102	0	4 12 15	19 22	1 27 27	28										
30 <b>GIMBERT</b> Johan (FRA)	2	105	3				2 30										
31 <b>BERCOT</b> Tom (FRA)	2	105	0		2 26	29 29	30										
32 <b>GENNAI</b> Mirko (ITA)	2	105	0		2 22 26	29 29	30										

05/09/2020 First Line: Championship Standings - Second Line: Ranking Progression  
 These data/results cannot be reproduced, stored and/or transmitted in whole or in part by any manner of electronic, mechanical, photocopying, recording, broadcasting or otherwise now known or herein after developed without the previous express consent by the copyright owner, except for reproduction in daily press and regular printed publications on sale to the public within 60 days of the event related to those data/results and always provided that copyright symbol appears together as follows below.  
 © DORNA WSBK ORGANIZATION Srl 2020

