

MotorLand Aragon 5.077 m

Pirelli Teruel Round, 4 - 6 September 2020

Cronological Analysis Race 2

Start at 15:17'25.922

1 / 4

1° 6 J. BUIS (2'07.266)							
Lap	Seg.1	Seg.2	Seg.3	Seg.4	Lap Time	km/h	Local Time
1		35.473	23.182	33.076	2'09.465	200,7	15:19'35.387
2	35.865	35.350	23.032	33.044	2'07.291	201,5	15:21'42.678
3	35.945	35.344	23.136	33.194	2'07.619	200,0	15:23'50.297
4	35.817	35.132	23.160	33.157	2'07.266	200,4	15:25'57.563
5	35.751	35.395	23.093	33.181	2'07.420	199,6	15:28'04.983
6	35.828	35.252	23.063	33.274	2'07.417	200,7	15:30'12.400
7	35.884	35.430	23.107	33.100	2'07.521	201,5	15:32'19.921
8	36.144	35.564	23.222	33.108	2'08.038	204,2	15:34'27.959
9	36.139	35.606	23.301	33.256	2'08.302	203,4	15:36'36.261
10	36.226	35.508	23.408	33.628	2'08.770	202,6	15:38'45.031
Race Time 21'19.109							

2° 95 S. DEROUÉ (2'07.757)							
Lap	Seg.1	Seg.2	Seg.3	Seg.4	Lap Time	km/h	Local Time
1		35.538	23.346	32.693	2'11.180	204,9	15:19'37.102
2	35.986	35.211	23.575	32.985	2'07.757	205,7	15:21'44.859
3	36.088	35.633	23.321	33.036	2'08.078	203,8	15:23'52.937
4	36.044	35.551	23.334	32.854	2'07.783	213,0	15:26'00.720
5	36.808	35.544	23.386	33.123	2'08.861	199,3	15:28'09.581
6	36.491	35.872	23.433	32.880	2'08.676	211,8	15:30'18.257
7	36.425	35.383	23.308	32.776	2'07.892	206,1	15:32'26.149
8	36.113	35.510	23.385	32.990	2'07.998	207,7	15:34'34.147
9	36.138	35.423	23.208	33.136	2'07.905	203,4	15:36'42.052
10	36.111	35.510	23.265	33.207	2'08.093	201,9	15:38'50.145
Race Time 21'24.223							

3° 54 B. SOFUOGLU (2'07.664)							
Lap	Seg.1	Seg.2	Seg.3	Seg.4	Lap Time	km/h	Local Time
1		35.566	23.221	32.823	2'09.494	200,7	15:19'35.416
2	36.502	35.240	22.974	33.553	2'08.269	196,4	15:21'43.685
3	36.503	35.418	23.153	33.540	2'08.614	194,2	15:23'52.299
4	35.976	35.463	22.994	33.792	2'08.225	194,6	15:26'00.524
5	35.947	35.510	23.408	33.592	2'08.457	194,9	15:28'08.981
6	36.457	35.510	23.665	33.303	2'08.935	199,6	15:30'17.916
7	36.916	35.724	23.583	32.564	2'08.787	208,9	15:32'26.703
8	35.815	35.665	23.524	32.660	2'07.664	209,3	15:34'34.367
9	36.245	35.378	23.224	32.976	2'07.823	208,9	15:36'42.190
10	36.107	35.427	23.324	33.186	2'08.044	204,5	15:38'50.234
Race Time 21'24.312							

4° 48 T. BRIANTI (2'07.895)							
Lap	Seg.1	Seg.2	Seg.3	Seg.4	Lap Time	km/h	Local Time
1		35.680	23.334	32.740	2'10.474	209,3	15:19'36.396
2	36.808	35.310	23.534	33.021	2'08.673	205,7	15:21'45.069
3	35.937	35.700	23.352	32.990	2'07.979	205,3	15:23'53.048
4	36.008	35.613	23.386	32.955	2'07.962	208,5	15:26'01.010
5	36.376	35.348	23.415	33.101	2'08.240	204,2	15:28'09.250
6	36.477	35.468	23.283	33.515	2'08.743	200,7	15:30'17.993
7	36.035	35.564	23.198	33.288	2'08.085	199,3	15:32'26.078
8	36.339	35.660	23.482	32.739	2'08.220	210,9	15:34'34.298
9	36.500	35.802	23.142	32.676	2'08.120	210,1	15:36'42.418
10	36.144	35.595	23.300	32.856	2'07.895	209,3	15:38'50.313
Race Time 21'24.391							

5° 17 K. MEUFFELS (2'07.599)							
Lap	Seg.1	Seg.2	Seg.3	Seg.4	Lap Time	km/h	Local Time
1		35.639	23.431	32.539	2'10.450	208,9	15:19'36.372
2	36.913	35.265	23.715	32.815	2'08.708	204,2	15:21'45.080
3	36.140	35.751	23.281	32.792	2'07.964	206,9	15:23'53.044
4	36.153	35.537	23.548	32.361	2'07.599	211,4	15:26'00.643
5	36.548	35.417	23.373	33.018	2'08.356	206,9	15:28'08.999
6	36.898	35.389	23.978	32.894	2'09.159	212,2	15:30'18.158
7	36.193	35.371	23.436	32.695	2'07.695	204,9	15:32'25.853
8	36.088	35.718	23.334	33.090	2'08.230	203,8	15:34'34.083

9	36.340	35.419	23.296	32.810	2'07.865	208,9	15:36'41.948
10	36.792	35.491	23.395	32.756	2'08.434	211,8	15:38'50.382
Race Time 21'24.460							

6° 8 M. PEREZ (2'07.710)							
Lap	Seg.1	Seg.2	Seg.3	Seg.4	Lap Time	km/h	Local Time
1		35.632	23.276	32.985	2'10.035	201,5	15:19'35.957
2	36.779	35.335	23.045	32.830	2'07.989	204,2	15:21'43.946
3	36.580	35.585	23.335	33.257	2'08.757	197,1	15:23'52.703
4	35.969	35.639	23.113	32.989	2'07.710	208,5	15:26'00.413
5	36.199	35.506	23.482	33.336	2'08.523	202,2	15:28'08.936
6	36.408	35.710	23.197	33.804	2'09.119	200,0	15:30'18.055
7	36.058	35.570	23.278	33.058	2'07.964	203,8	15:32'26.019
8	36.029	35.827	23.425	32.959	2'08.240	208,1	15:34'34.259
9	36.284	35.449	23.391	32.877	2'08.001	210,1	15:36'42.260
10	36.182	35.420	23.334	33.404	2'08.340	208,1	15:38'50.600
Race Time 21'24.678							

7° 10 U. ORRADRE (2'07.467)							
Lap	Seg.1	Seg.2	Seg.3	Seg.4	Lap Time	km/h	Local Time
1		35.778	23.798	32.764	2'11.384	208,1	15:19'37.306
2	36.048	35.477	23.541	32.872	2'07.938	211,4	15:21'45.244
3	35.826	36.004	23.352	33.289	2'08.471	206,5	15:23'53.715
4	35.736	35.580	23.345	32.806	2'07.467	207,3	15:26'01.182
5	36.540	35.674	23.347	33.429	2'08.990	198,2	15:28'10.172
6	36.329	35.631	23.668	32.852	2'08.480	211,8	15:30'18.652
7	36.533	35.941	23.379	32.541	2'08.394	211,8	15:32'27.046
8	36.319	35.493	23.485	32.662	2'07.959	209,7	15:34'35.005
9	36.161	35.581	23.186	32.910	2'07.838	204,9	15:36'42.843
10	36.102	35.854	23.384	32.568	2'07.908	213,9	15:38'50.751
Race Time 21'24.829							

8° 19 V. RODRIGUEZ NUNEZ (2'07.241)							
Lap	Seg.1	Seg.2	Seg.3	Seg.4	Lap Time	km/h	Local Time
1		36.123	24.490	33.101	2'14.839	205,3	15:19'40.761
2	36.075	35.172	24.378	33.222	2'08.847	201,9	15:21'49.608
3	36.080	35.408	23.190	32.999	2'07.677	202,2	15:23'57.285
4	35.994	35.634	23.258	33.421	2'08.307	198,5	15:26'05.592
5	35.678	35.356	23.082	33.251	2'07.367	201,1	15:28'12.959
6	36.220	35.395	23.294	32.693	2'07.602	211,4	15:30'20.561
7	35.726	35.781	23.286	32.448	2'07.241	211,4	15:32'27.802
8	36.160	35.733	23.443	32.472	2'07.808	213,4	15:34'35.610
9	35.891	35.596	23.671	32.720	2'07.878	214,3	15:36'43.488
10	35.922	35.188	23.454	32.707	2'07.271	213,9	15:38'50.759
Race Time 21'24.837							

9° 88 B. IERACI (2'07.697)							
Lap	Seg.1	Seg.2	Seg.3	Seg.4	Lap Time	km/h	Local Time
1		35.672	23.367	32.782	2'10.048	207,7	15:19'35.970
2	36.001	35.633	23.016	33.119	2'07.769	203,0	15:21'43.739
3	36.625	35.546	23.252	33.048	2'08.471	205,7	15:23'52.210
4	36.281	35.573	23.250	32.977	2'08.081	203,8	15:26'00.291
5	36.469	35.488	23.566	33.267	2'08.790	207,3	15:28'09.081
6	36.147	35.756	24.745	32.893	2'09.541	211,4	15:30'18.622
7	36.295	36.359	23.437	32.453	2'08.544	211,8	15:32'27.166
8	35.980	35.511	23.445	32.761	2'07.697	211,8	15:34'34.863
9	36.203	35.786	23.317	32.710	2'08.016	209,7	15:36'42.879
10	36.027	35.625	23.311	32.952	2'07.915	208,9	15:38'50.794
Race Time 21'24.872							

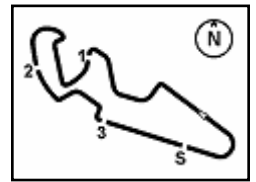
10° 85 K. SABATUCCI (2'07.172)							
Lap	Seg.1	Seg.2	Seg.3	Seg.4	Lap Time	km/h	Local Time
1		36.162	23.326	33.213	2'13.256	205,7	15:19'39.178
2	36.102	35.520	23.125	33.075	2'07.822	207,7	15:21'47.000
3	35.998	35.158	23.465	32.703	2'07.324	213,9	15:23'54.324
4	35.741	35.339	23.368	32.724	2'07.172	210,1	15:26'01.496
5	36.369	36.018	23.275	32.604	2'08.266	211,4	15:28'09.762

06/09/2020 P = Pits In/Out - C = Lap Time Cancelled

These data/results cannot be reproduced, stored and/or transmitted in whole or in part by any manner of electronic, mechanical, photocopying, recording, broadcasting or otherwise now known or herein after developed without the previous express consent by the copyright owner, except for reproduction in daily press and regular printed publications on sale to the public within 60 days of the event related to those data/results and always provided that copyright symbol appears together as follows below.

© DORNA WSBK ORGANIZATION Srl 2020





MotorLand Aragon 5.077 m

Pirelli Teruel Round, 4 - 6 September 2020

Cronological Analysis Race 2

Start at 15:17'25.922

2 / 4

6	36.196	35.728	23.372	33.076	2'08.372	208,1	15:30'18.134	3	36.358	35.497	23.135	33.335	2'08.325	197,1	15:23'52.230
7	36.245	35.719	23.659	32.859	2'08.482	207,7	15:32'26.616	4	36.023	35.610	23.078	33.360	2'08.071	199,3	15:26'00.301
8	36.065	35.833	23.374	32.586	2'07.858	211,8	15:34'34.474	5	36.926	35.545	23.473	33.229	2'09.173	201,5	15:28'09.474
9	36.477	35.587	23.041	32.694	2'07.799	212,2	15:36'42.273	6	36.330	35.413	23.624	33.403	2'08.770	201,5	15:30'18.244
10	36.451	35.351	23.259	33.506	2'08.567	212,2	15:38'50.840	7	36.424	35.444	23.410	33.123	2'08.401	203,0	15:32'26.645
								Race Time 2'124.918							

11° 69 T. BOOTH-AMOS (2'07.658)

Lap	Seg.1	Seg.2	Seg.3	Seg.4	Lap Time	km/h	Local Time								
1		35.809	23.211	32.753	2'10.153	208,5	15:19'36.075								
2	36.403	35.467	23.030	33.050	2'07.950	201,9	15:21'44.025								
3	36.395	35.602	23.297	33.326	2'08.620	196,7	15:23'52.645								
4	35.932	35.569	23.000	33.157	2'07.658	203,4	15:26'00.303								
5	36.980	35.991	23.367	33.326	2'09.664	198,2	15:28'09.967								
6	36.336	35.963	23.255	33.099	2'08.653	204,5	15:30'18.620								
7	36.367	35.570	23.336	32.992	2'08.265	206,5	15:32'26.885								
8	36.138	35.790	23.398	32.766	2'08.092	209,3	15:34'34.977								
9	36.430	35.654	23.407	32.952	2'08.443	211,8	15:36'43.420								
10	36.115	35.541	23.310	32.866	2'07.832	207,3	15:38'51.252								
								Race Time 2'125.330							

12° 46 S. DI SORA (2'07.328)

Lap	Seg.1	Seg.2	Seg.3	Seg.4	Lap Time	km/h	Local Time								
1		36.480	23.840	33.253	2'14.991	201,1	15:19'40.913								
2	36.086	35.412	23.747	33.336	2'08.581	204,9	15:21'49.494								
3	36.739	35.245	23.212	33.038	2'08.234	205,7	15:23'57.728								
4	35.775	35.679	23.345	33.182	2'07.981	199,6	15:26'05.709								
5	35.767	35.247	23.134	33.180	2'07.328	204,9	15:28'13.037								
6	35.820	35.402	23.428	33.066	2'07.716	207,7	15:30'20.753								
7	35.826	35.789	23.464	32.834	2'07.913	210,5	15:32'28.666								
8	35.581	35.817	23.213	32.863	2'07.474	210,9	15:34'36.140								
9	35.910	35.925	23.272	32.675	2'07.782	210,9	15:36'43.922								
10	35.874	35.354	23.370	32.959	2'07.557	210,1	15:38'51.479								
								Race Time 2'125.557							

13° 99 A. HUERTAS (2'07.253)

Lap	Seg.1	Seg.2	Seg.3	Seg.4	Lap Time	km/h	Local Time								
1		35.948	23.407	33.180	2'11.452	202,2	15:19'37.374								
2	36.241	35.456	23.461	32.817	2'07.975	208,1	15:21'45.349								
3	35.943	35.888	23.960	32.855	2'08.646	206,1	15:23'53.995								
4	35.701	35.524	23.356	32.672	2'07.253	207,7	15:26'01.248								
5	36.355	35.847	23.541	33.066	2'08.809	206,5	15:28'10.057								
6	36.242	35.996	23.797	32.761	2'08.796	207,3	15:30'18.853								
7	36.470	35.750	23.268	32.524	2'08.012	205,3	15:32'26.865								
8	36.350	35.680	23.639	32.527	2'08.196	206,9	15:34'35.061								
9	36.365	35.839	23.343	33.316	2'08.863	208,1	15:36'43.924								
10	36.251	35.576	23.197	32.885	2'07.909	206,9	15:38'51.833								
								Race Time 2'125.911							

14° 83 M. KAWAKAMI (2'07.376)

Lap	Seg.1	Seg.2	Seg.3	Seg.4	Lap Time	km/h	Local Time								
1		35.791	23.569	33.322	2'13.043	198,9	15:19'38.965								
2	36.322	35.531	23.261	33.094	2'08.208	204,5	15:21'47.173								
3	35.886	35.170	23.469	32.851	2'07.376	204,5	15:23'54.549								
4	35.923	35.356	23.666	32.921	2'07.866	204,9	15:26'02.415								
5	36.007	35.688	23.244	33.119	2'08.058	206,9	15:28'10.473								
6	36.268	35.876	23.575	33.086	2'08.805	204,5	15:30'19.278								
7	36.270	35.978	23.435	32.705	2'08.388	207,3	15:32'27.666								
8	36.077	35.394	23.511	32.978	2'07.960	207,3	15:34'35.626								
9	36.182	35.924	23.301	32.742	2'08.149	209,7	15:36'43.775								
10	36.690	35.436	23.154	32.780	2'08.060	212,6	15:38'51.835								
								Race Time 2'125.913							

15° 64 H. DE CANCELLIS (2'07.748)

Lap	Seg.1	Seg.2	Seg.3	Seg.4	Lap Time	km/h	Local Time
1		35.597	23.265	33.305	2'10.172	197,4	15:19'36.094
2	36.260	35.266	23.105	33.180	2'07.811	201,5	15:21'43.905

16° 87 T. KAWAKAMI (2'07.874)

Lap	Seg.1	Seg.2	Seg.3	Seg.4	Lap Time	km/h	Local Time								
1		35.985	23.598	32.553	2'11.472	209,3	15:19'37.394								
2	36.310	35.428	23.742	33.056	2'08.536	203,8	15:21'45.930								
3	35.561	35.765	23.549	32.999	2'07.874	203,4	15:23'53.804								
4	35.740	35.966	23.709	32.642	2'08.057	208,9	15:26'01.861								
5	36.394	35.773	23.479	32.819	2'08.465	208,1	15:28'10.326								
6	36.293	35.846	23.499	32.856	2'08.494	209,7	15:30'18.820								
7	36.241	35.694	23.236	32.846	2'08.017	203,4	15:32'26.837								
8	37.181	36.112	23.299	32.528	2'09.120	209,3	15:34'35.957								
9	35.968	36.198	23.380	32.532	2'08.078	213,0	15:36'44.035								
10	36.081	35.194	23.443	33.173	2'07.891	203,0	15:38'51.926								
								Race Time 2'126.004							

17° 58 I. IGLESIAS BRAVO (2'07.384)

Lap	Seg.1	Seg.2	Seg.3	Seg.4	Lap Time	km/h	Local Time								
1		36.318	23.955	33.199	2'14.666	201,9	15:19'40.588								
2	36.106	36.165	23.687	33.254	2'09.212	205,3	15:21'49.800								
3	36.714	35.654	23.039	32.844	2'08.251	204,2	15:23'58.051								
4	35.948	35.936	23.139	32.969	2'07.992	204,9	15:26'06.043								
5	36.089	35.452	23.059	32.784	2'07.384	206,9	15:28'13.427								
6	36.183	35.333	23.685	32.711	2'07.912	204,9	15:30'21.339								
7	35.681	35.762	23.512	32.619	2'07.574	211,4	15:32'28.913								
8	36.159	35.528	23.519	32.446	2'07.652	210,9	15:34'36.565								
9	35.718	36.047	23.785	32.452	2'08.002	213,0	15:36'44.567								
10	36.250	35.413	23.265	32.482	2'07.410	215,6	15:38'51.977								
								Race Time 2'126.055							

18° 25 A. KROH (2'07.336)

Lap	Seg.1	Seg.2	Seg.3	Seg.4	Lap Time	km/h	Local Time								
1		35.738	23.894	32.778	2'12.073	210,9	15:19'37.995								
2	35.811	35.701	23.446	33.279	2'08.237	207,7	15:21'46.232								
3	35.661	35.723	23.621	33.033	2'08.038	208,5	15:23'54.270								
4	35.854	35.463	23.442	32.810	2'07.569	206,9	15:26'01.839								
5	36.200	35.867	23.324	33.040	2'08.431	211,4	15:28'10.270								
6	36.379	35.926	23.739	32.981	2'09.025	208,5	15:30'19.295								
7	36.356	36.325	23.653	32.886	2'09.220	206,5	15:32'28.515								
8	36.234	36.201	23.518	32.738	2'08.691	209,3	15:34'37.206								
9	35.642	35.849	23.529	32.492	2'07.512	216,0	15:36'44.718								
10	36.008	35.339	23.110	32.879	2'07.336	211,8	15:38'52.054								
								Race Time 2'126.132							

19° 30 G. VAN STRAALLEN (2'07.025)

Lap	Seg.1	Seg.2	Seg.3	Seg.4	Lap Time	km/h	Local Time								
1		36.125	23.654	33.127	2'13.424	204,5	15:19'39.346								
2	36.148	36.135	23.296	33.629	2'09.208	200,4	15:21'48.554								
3	35.964	35.541	23.071	33.907	2'08.483	197,1	15:23'57.037								
4	35.942	36.119	23.236	33.549	2'08.846	199,6	15:26'05.883								
5	35.715	35.239	23.160	33.165	2'07.279	208,1	15:28'13.162								
6	36.216	35.374	23.272	33.171	2'08.033	205,3	15:30'21.195								
7	35.973	35.864	23.617	32.712	2'08.166	208,5	15:32'29.361								
8	36.348	35.894	23.325	32.883	2'08.450	210,5	15:34'37.811								
9	35.704	35.410	23.492	32.879	2'07.485	208,9	15:36'45.296								
10	35.815	35.435	23.104	32.671	2'07.025	215,6	15:38'52.321								
								Race Time 2'126.399							

06/09/2020 P = Pits In/Out - C = Lap Time Cancelled

These data/results cannot be reproduced, stored and/or transmitted in whole or in part by any manner of electronic, mechanical, photocopying, recording, broadcasting or otherwise now known or herein after developed without the previous express consent by the copyright owner, except for reproduction in daily press and regular printed publications on sale to the public within 60 days of the event related to those data/results and always provided that copyright symbol appears together as follows below.

© DORNA WSBK ORGANIZATION Srl 2020



Official Fuel Supplier

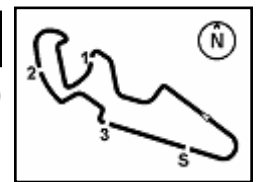


FKR PERUGIA TIMING

Official Tyre Supplier



Official Timekeeper



Pirelli Teruel Round, 4 - 6 September 2020

Cronological Analysis Race 2

Start at 15:17'25.922

3 / 4

20° 22 N. KALININ (2'07.707)							
Lap	Seg.1	Seg.2	Seg.3	Seg.4	Lap Time	km/h	Local Time
1		35.496	23.910	32.750	2'12.229	207,3	15:19'38.151
2	36.063	35.526	23.598	32.775	2'07.962	209,3	15:21'46.113
3	35.606	35.747	23.558	33.211	2'08.122	204,9	15:23'54.235
4	36.334	35.394	23.427	32.665	2'07.820	209,7	15:26'02.055
5	36.294	36.179	23.472	32.797	2'08.742	208,1	15:28'10.797
6	36.318	35.889	23.869	32.939	2'09.015	206,1	15:30'19.812
7	36.101	36.388	23.668	32.643	2'08.800	210,5	15:32'28.612
8	35.868	35.756	23.392	32.691	2'07.707	210,9	15:34'36.319
9	36.083	35.879	23.447	32.688	2'08.097	210,5	15:36'44.416
10	36.178	35.436	23.245	33.097	2'07.956	210,9	15:38'52.372
Race Time 21'26.450							

9	36.025	35.466	23.831	32.578	2'07.900	213,0	15:36'45.527
10	36.436	35.587	23.310	32.841	2'08.174	209,3	15:38'53.701
Race Time 21'27.779							

21° 14 E. DE LA VEGA (2'07.454)							
Lap	Seg.1	Seg.2	Seg.3	Seg.4	Lap Time	km/h	Local Time
1		36.290	23.968	33.479	2'15.244	202,2	15:19'41.166
2	35.936	35.526	23.674	33.261	2'08.397	200,7	15:21'49.563
3	36.312	35.424	23.177	33.143	2'08.056	200,7	15:23'57.619
4	35.935	35.843	23.194	33.147	2'08.119	204,5	15:26'05.738
5	35.995	35.280	23.368	33.263	2'07.906	200,7	15:28'13.644
6	35.889	35.289	23.439	33.573	2'08.190	201,5	15:30'21.834
7	35.747	35.700	23.470	32.633	2'07.550	206,9	15:32'29.384
8	35.908	35.404	23.209	32.933	2'07.454	207,3	15:34'36.838
9	35.665	35.906	23.398	32.885	2'07.854	206,5	15:36'44.692
10	36.251	35.532	23.268	32.676	2'07.727	208,5	15:38'52.419
Race Time 21'26.497							

25° 71 T. EDWARDS (2'07.759)							
Lap	Seg.1	Seg.2	Seg.3	Seg.4	Lap Time	km/h	Local Time
1		36.520	23.656	32.966	2'13.492	203,8	15:19'39.414
2	36.071	35.513	23.385	32.899	2'07.868	203,0	15:21'47.282
3	35.952	35.445	23.372	32.990	2'07.759	203,0	15:23'55.041
4	35.730	35.827	23.312	33.070	2'07.939	200,4	15:26'02.980
5	35.765	35.894	23.527	33.084	2'08.270	202,2	15:28'11.250
6	36.369	35.850	23.592	32.838	2'08.649	202,2	15:30'19.899
7	35.917	36.227	23.425	33.052	2'08.621	205,7	15:32'28.520
8	36.343	35.704	23.762	32.946	2'08.755	208,9	15:34'37.275
9	35.919	35.659	23.861	32.936	2'08.375	209,3	15:36'45.650
10	36.124	35.540	23.239	33.260	2'08.163	202,2	15:38'53.813
Race Time 21'27.891							

22° 11 A. CARRASCO (2'07.729)							
Lap	Seg.1	Seg.2	Seg.3	Seg.4	Lap Time	km/h	Local Time
1		35.700	23.300	32.832	2'10.407	210,5	15:19'36.329
2	36.299	35.358	23.422	33.002	2'08.081	205,7	15:21'44.410
3	36.197	35.809	23.370	33.079	2'08.455	204,9	15:23'52.865
4	35.955	35.588	23.290	32.896	2'07.729	211,8	15:26'00.594
5	36.726	37.621	23.689	32.897	2'10.933	210,9	15:28'11.527
6	35.953	35.694	23.496	32.735	2'07.878	211,4	15:30'19.405
7	36.040	35.964	23.455	32.469	2'07.928	210,5	15:32'27.333
8	36.450	35.687	23.513	32.569	2'08.219	210,9	15:34'35.552
9	36.199	35.761	23.450	32.872	2'08.282	216,9	15:36'43.834
10	37.860	35.348	23.174	32.607	2'08.989	214,3	15:38'52.823
Race Time 21'26.901							

26° 9 P. GRASSIA (2'07.474)							
Lap	Seg.1	Seg.2	Seg.3	Seg.4	Lap Time	km/h	Local Time
1		36.885	24.059	33.361	2'15.347	201,1	15:19'41.269
2	36.301	35.469	23.756	32.879	2'08.405	210,5	15:21'49.674
3	36.410	35.534	23.226	32.945	2'08.115	203,4	15:23'57.789
4	35.949	36.107	23.427	32.946	2'08.429	204,5	15:26'06.218
5	36.142	35.506	23.185	32.799	2'07.632	204,2	15:28'13.850
6	36.200	35.383	23.368	32.745	2'07.696	203,8	15:30'21.546
7	35.910	35.779	23.701	32.540	2'07.930	207,7	15:32'29.476
8	36.311	35.737	23.869	32.782	2'08.699	206,5	15:34'38.175
9	36.136	35.454	23.281	32.603	2'07.474	209,7	15:36'45.649
10	36.418	35.670	23.229	32.903	2'08.220	207,7	15:38'53.869
Race Time 21'27.947							

23° 72 A. DIAZ (2'07.345)							
Lap	Seg.1	Seg.2	Seg.3	Seg.4	Lap Time	km/h	Local Time
1		36.400	23.510	32.857	2'13.548	205,3	15:19'39.470
2	36.087	35.513	23.461	32.840	2'07.901	208,5	15:21'47.371
3	35.969	35.389	23.116	32.871	2'07.345	204,5	15:23'54.716
4	35.918	35.702	23.280	32.923	2'07.823	208,9	15:26'02.539
5	36.021	35.853	23.367	32.840	2'08.081	208,9	15:28'10.620
6	36.341	35.991	24.268	32.908	2'09.508	206,9	15:30'20.128
7	36.453	35.957	23.523	32.675	2'08.608	209,7	15:32'28.736
8	35.873	35.733	23.371	32.666	2'07.643	210,9	15:34'36.379
9	36.220	36.204	23.697	32.851	2'08.972	208,1	15:36'45.351
10	36.014	35.275	23.256	32.933	2'07.478	210,9	15:38'52.829
Race Time 21'26.907							

27° 52 O. KONIG (2'07.679)							
Lap	Seg.1	Seg.2	Seg.3	Seg.4	Lap Time	km/h	Local Time
1		36.405	23.923	33.225	2'14.298	201,1	15:19'40.220
2	36.293	35.465	23.845	33.586	2'09.189	201,9	15:21'49.409
3	37.088	35.703	23.330	33.530	2'09.651	201,1	15:23'59.060
4	35.828	35.587	23.381	33.409	2'08.205	201,1	15:26'07.265
5	35.688	35.608	23.106	33.277	2'07.679	202,2	15:28'14.944
6	35.688	35.625	23.299	33.408	2'08.020	202,2	15:30'22.964
7	35.841	35.715	23.218	33.112	2'07.886	204,5	15:32'30.850
8	35.693	35.605	23.408	33.047	2'07.753	207,7	15:34'38.603
9	36.273	35.593	23.182	33.205	2'08.253	209,7	15:36'46.856
10	35.853	35.540	23.235	33.242	2'07.870	205,7	15:38'54.726
Race Time 21'28.804							

24° 7 J. GIMBERT (2'07.900)							
Lap	Seg.1	Seg.2	Seg.3	Seg.4	Lap Time	km/h	Local Time
1		35.537	23.788	32.926	2'12.168	206,9	15:19'38.090
2	35.961	35.653	23.513	33.114	2'08.241	205,7	15:21'46.331
3	35.853	35.719	23.582	33.012	2'08.166	213,0	15:23'54.497
4	36.251	35.813	23.717	32.933	2'08.714	209,3	15:26'03.211
5	35.749	35.800	23.697	32.945	2'08.191	209,3	15:28'11.402
6	36.511	35.622	24.023	32.967	2'09.123	209,3	15:30'20.525
7	36.069	35.991	23.976	32.542	2'08.578	211,8	15:32'29.103
8	36.496	35.793	23.438	32.797	2'08.524	213,4	15:34'37.627

28° 15 A. COPPOLA (2'07.870)							
Lap	Seg.1	Seg.2	Seg.3	Seg.4	Lap Time	km/h	Local Time
1		35.951	24.036	33.407	2'13.600	202,2	15:19'39.522
2	36.326	35.847	23.586	33.288	2'09.047	200,7	15:21'48.569
3	36.279	35.830	23.094	33.396	2'08.599	197,4	15:23'57.168
4	36.110	36.077	23.494	33.105	2'08.786	204,5	15:26'05.954
5	36.047	35.588	23.247	32.988	2'07.870	203,0	15:28'13.824
6	35.984	35.364	23.350	33.439	2'08.137	198,9	15:30'21.961
7	35.918	35.605	23.658	32.816	2'07.997	205,7	15:32'29.958
8	36.096	35.761	23.443	33.073	2'08.373	207,7	15:34'38.331
9	36.354	35.657	23.067	33.142	2'08.220	207,3	15:36'46.551
10	36.338	35.652	23.193	33.234	2'08.417	203,4	15:38'54.968
Race Time 21'29.046							

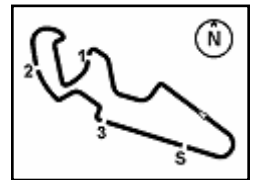
29° 80 G. MASTROLUCA (2'07.784)							
Lap	Seg.1	Seg.2	Seg.3	Seg.4	Lap Time	km/h	Local Time
1		36.430	24.045	33.122	2'15.345	208,1	15:19'41.267
2	36.200	35.543	23.700	33.222	2'08.665	209,7	15:21'49.932
3	36.906	35.727	23.251	33.393	2'09.277	200,0	15:23'59.209
4	36.116	35.681	23.280	33.503	2'08.580	200,0	15:26'07.789
5	35.694	35.547	23.169	33.374	2'07.784	200,7	15:28'15.573

06/09/2020 P = Pits In/Out - C = Lap Time Cancelled

These data/results cannot be reproduced, stored and/or transmitted in whole or in part by any manner of electronic, mechanical, photocopying, recording, broadcasting or otherwise now known or herein after developed without the previous express consent by the copyright owner, except for reproduction in daily press and regular printed publications on sale to the public within 60 days of the event related to those data/results and always provided that copyright symbol appears together as follows below.

© DORNA WSBK ORGANIZATION Srl 2020





Pirelli Teruel Round, 4 - 6 September 2020

Cronological Analysis Race 2

Start at 15:17'25.922

6	36.213	36.027	23.414	33.803	2'09.457	194,9	15:30'25.030
7	36.474	36.005	23.510	33.866	2'09.855	195,7	15:32'34.885
8	36.826	36.470	23.539	33.785	2'10.620	198,2	15:34'45.505
9	37.092	36.279	23.489	33.906	2'10.766	198,9	15:36'56.271
10	37.031	36.307	23.587	33.977	2'10.902	196,7	15:39'07.173

Race Time 21'41.251

30° 24 D. BLIN (2'08.573)							
Lap	Seg.1	Seg.2	Seg.3	Seg.4	Lap Time	km/h	Local Time
1		40.494	23.329	33.778	2'19.270	194,9	15:19'45.192
2	36.479	35.805	23.347	33.613	2'09.244	200,4	15:21'54.436
3	36.352	35.494	23.198	33.992	2'09.036	198,5	15:24'03.472
4	36.111	35.643	23.283	33.732	2'08.769	199,6	15:26'12.241
5	36.239	35.501	23.297	34.064	2'09.101	193,2	15:28'21.342
6	36.904	35.976	23.562	34.183	2'10.625	193,2	15:30'31.967
7	36.423	35.852	23.300	33.523	2'09.098	200,0	15:32'41.065
8	36.366	35.854	23.223	33.753	2'09.196	194,6	15:34'50.261
9	36.430	35.733	23.243	33.616	2'09.022	204,9	15:36'59.283
10	36.335	35.684	23.110	33.444	2'08.573	204,5	15:39'07.856

Race Time 21'41.934

31° 2 A. CARRION (2'08.773)							
Lap	Seg.1	Seg.2	Seg.3	Seg.4	Lap Time	km/h	Local Time
1		40.298	23.472	33.769	2'18.769	196,7	15:19'44.691
2	36.270	36.181	23.418	33.771	2'09.640	195,7	15:21'54.331
3	36.219	35.543	23.122	33.991	2'08.875	194,6	15:24'03.206
4	36.241	35.700	23.169	33.844	2'08.954	194,9	15:26'12.160
5	36.022	35.704	24.005	33.700	2'09.431	198,2	15:28'21.591
6	36.820	36.097	23.650	33.814	2'10.381	197,4	15:30'31.972
7	36.296	35.902	23.170	33.639	2'09.007	196,7	15:32'40.979
8	36.341	35.878	23.098	33.807	2'09.124	193,9	15:34'50.103
9	36.430	35.794	23.147	33.673	2'09.044	200,7	15:36'59.147
10	36.314	35.674	23.102	33.683	2'08.773	200,4	15:39'07.920

Race Time 21'41.998 + 3.000Pen

NC 96 F. SALAC (2'07.660)							
Lap	Seg.1	Seg.2	Seg.3	Seg.4	Lap Time	km/h	Local Time
1		36.072	23.492	32.659	2'11.417	208,1	15:19'37.339
2	36.183	35.463	23.777	32.847	2'08.270	205,3	15:21'45.609
3	35.814	35.781	23.390	32.675	2'07.660	206,9	15:23'53.269
4	36.115	35.847	23.643	32.653	2'08.258	206,5	15:26'01.527
5	36.661	35.872	23.607	32.845	2'08.985	207,7	15:28'10.512
6	36.353	36.088	23.523	32.827	2'08.791	210,1	15:30'19.303
7	36.279	36.076	23.476	32.325	2'08.156	210,1	15:32'27.459
8	36.060	35.563	23.702	32.702	2'08.027	206,9	15:34'35.486
9	36.126	36.144	23.608	32.435	2'08.313	213,0	15:36'43.799
10	36.122	47.489	35.270	47.954	2'46.835P	160,2	15:39'30.634

Race Time 22'04.712

33° 26 M. GENNAI (2'07.252)							
Lap	Seg.1	Seg.2	Seg.3	Seg.4	Lap Time	km/h	Local Time
1		36.416	23.579	33.474	2'14.398	199,3	15:19'40.320
2	35.960	35.306	24.369	33.279	2'08.914	204,9	15:21'49.234
3	35.683	35.525	22.908	33.566	2'07.682	196,7	15:23'56.916
4	36.461	36.194	23.333	33.073	2'09.061	205,3	15:26'05.977
5	36.052	35.241	22.873	33.086	2'07.252	208,1	15:28'13.229
6	36.020	35.482	53.134	35.235	2'39.871	190,8	15:30'53.100
7	37.448	36.426	23.444	34.302	2'11.620	192,2	15:33'04.720
8	36.839	36.203	23.343	34.038	2'10.423	194,6	15:35'15.143
9	39.826	37.249	26.238	34.140	2'17.453	195,3	15:37'32.596
10	36.878	36.120	23.572	34.263	2'10.833	192,2	15:39'43.429

Race Time 22'17.507

06/09/2020

P = Pits In/Out - C = Lap Time Cancelled

These data/results cannot be reproduced, stored and/or transmitted in whole or in part by any manner of electronic, mechanical, photocopying, recording, broadcasting or otherwise now known or herein after developed without the previous express consent by the copyright owner, except for reproduction in daily press and regular printed publications on sale to the public within 60 days of the event related to those data/results and always provided that copyright symbol appears together as follows below.

© DORNA WSBK ORGANIZATION Srl 2020

