

Pirelli Teruel Round, 4 - 6 September 2020

Chronological Analysis Free Practice 1st Session Gr.B

MotorLand Aragon 5.077 m

1 / 4

1° 95 S. DEROUÉ (2'05.899)

Lap	Seg.1	Seg.2	Seg.3	Seg.4	Lap Time	km/h	Local Time
1		35.796	23.726	33.455	201,1	10:22'56.337	
2	35.897	35.374	23.414	32.651	2'07.336	206,1	10:25'03.673
3	35.458	35.143	23.243	32.416	2'06.260	208,5	10:27'09.933
4	35.153	35.032	23.270	32.444	2'05.899	210,1	10:29'15.832
5	36.346	35.494	23.337	37.961	2'13.138P	200,4	10:31'28.970
6	4'04.531	35.651	23.317	33.274	5'36.773P	200,0	10:37'05.743
7	35.840	35.183	23.301	33.107	2'07.431	200,0	10:39'13.174
8	35.593	35.171	23.222	33.266	2'07.252	199,3	10:41'20.426
9	35.796	35.363	23.182	33.121	2'07.462C	199,6	10:43'27.888

2° 58 I. IGLESIAS BRAVO (2'06.379)

Lap	Seg.1	Seg.2	Seg.3	Seg.4	Lap Time	km/h	Local Time
1		37.957	24.788	34.084	184,9	9:49'53.811	
2	36.318	36.010	23.519	33.666	2'09.513C	197,1	9:52'03.324
3	44.220	41.198	26.315	46.259	2'37.992CP	166,4	9:54'41.316
4	26'34.066	36.446	23.668	33.050	28'07.230P	202,2	10:22'48.546
5	35.921	35.840	23.105	32.598	2'07.464	208,9	10:24'56.010
6	36.265	35.606	23.552	33.397	2'08.820	200,7	10:27'04.830
7	36.119	35.467	23.155	33.405	2'08.146	197,1	10:29'12.976
8	45.268	35.085	23.185	32.626	2'16.164	204,2	10:31'29.140
9	35.867	35.430	23.086	32.968	2'07.351	204,5	10:33'36.491
10	36.153	37.911	23.264	33.268	2'10.596	196,4	10:35'47.087
11	40.491	37.558	24.501	33.449	2'15.999	202,6	10:38'03.086
12	35.980	35.768	24.117	45.421	2'21.286	131,2	10:40'24.372
13	35.565	35.152	23.200	32.462	2'06.379	210,9	10:42'30.751

3° 48 T. BRIANTI (2'06.493)

Lap	Seg.1	Seg.2	Seg.3	Seg.4	Lap Time	km/h	Local Time
1		39.003	33.724	33.490	206,1	9:48'07.249	
2	35.948	35.686	23.830	33.007	2'08.471	208,1	9:50'15.720
3	37.636	35.741	23.707	45.215	2'22.299CP	206,9	9:52'38.019
4	28'06.275	45.408	28.534	43.984	30'04.201P	181,2	10:22'42.220
5	54.422	35.936	23.661	33.391	2'27.410P	199,6	10:25'09.630
6	36.559	35.577	23.354	33.214	2'08.704	204,2	10:27'18.334
7	35.673	35.367	23.384	33.314	2'07.738	200,0	10:29'26.072
8	35.705	35.124	23.321	33.026	2'07.176	201,1	10:31'33.248
9	35.701	35.349	23.334	34.335	2'08.719	205,3	10:33'41.967
10	35.974	35.325	23.226	32.649	2'07.174	206,5	10:35'49.141
11	35.805	35.517	31.581	33.228	2'16.131	202,2	10:38'05.272
12	35.409	35.547	30.025	40.584	2'21.565	172,2	10:40'26.837
13	35.338	35.157	23.162	32.836	2'06.493	206,5	10:42'33.330
14	42.877	39.678	28.046	47.674	2'38.275CP	183,4	10:45'11.605

4° 71 T. EDWARDS (2'06.518)

Lap	Seg.1	Seg.2	Seg.3	Seg.4	Lap Time	km/h	Local Time
1		37.334	24.486	33.915	196,7	9:48'14.596	
2	36.069	35.747	23.477	33.272	2'08.565	199,3	9:50'23.161
3	35.791	35.636	23.313	40.219	2'14.959CP	194,6	9:52'38.120
4	28'41.447	37.877	24.659	33.522	30'17.505P	196,7	10:22'55.625
5	35.586	35.254	23.297	33.027	2'07.164	199,3	10:25'02.789
6	35.420	35.033	23.245	32.820	2'06.518	206,1	10:27'09.307
7	35.916	35.765	23.973	38.379	2'14.033P	199,6	10:29'23.340
8	7'03.320	37.604	23.860	35.289	8'40.073P	161,0	10:38'03.413
9	35.802	37.071	27.067	33.648	2'13.588	196,7	10:40'17.001
10	36.182	36.292	24.159	38.810	2'15.443P	191,8	10:42'32.444

5° 11 A. CARRASCO (2'06.552)

Lap	Seg.1	Seg.2	Seg.3	Seg.4	Lap Time	km/h	Local Time
1		37.096	24.746	33.520	204,5	9:48'05.784	
2	36.288	35.639	24.210	42.420	2'18.557P	167,7	9:50'24.341

3	30'54.556	36.132	23.695	33.441	32'27.824P	202,2	10:22'52.165
4	36.084	35.394	23.611	32.950	2'08.039	204,5	10:25'00.204
5	36.975	35.398	23.303	33.054	2'08.730	203,4	10:27'08.934
6	35.471	35.085	23.222	32.858	2'06.636	204,5	10:29'15.570
7	37.100	35.706	23.663	38.789	2'15.258P	202,2	10:31'30.828
8	5'13.021	35.861	23.549	33.342	6'45.773P	199,3	10:38'16.601
9	35.837	35.296	23.281	33.017	2'07.431	201,9	10:40'24.032
10	35.501	35.395	23.259	32.397	2'06.552	210,9	10:42'30.584
11	36.305	35.491	24.076	43.084	2'18.956CP	196,4	10:44'49.540

6° 54 B. SOFUOGLU (2'06.884)

Lap	Seg.1	Seg.2	Seg.3	Seg.4	Lap Time	km/h	Local Time
1		36.718	24.060	33.585	198,9	9:48'02.768	
2	35.684	35.410	23.080	32.710	2'06.884	207,3	9:50'09.652
3	37.315	35.887	23.572	40.821	2'17.595CP	198,5	9:52'27.247
4	28'49.182	36.556	23.181	33.515	30'22.434P	196,7	10:22'49.681
5	36.202	35.325	23.120	33.195	2'07.842	196,7	10:24'57.523
6	36.362	35.158	23.443	33.447	2'08.410	204,2	10:27'05.933
7	36.569	37.266	24.176	33.051	2'11.062	199,6	10:29'16.995
8	35.952	35.588	23.245	33.050	2'07.835	204,2	10:31'24.830
9	37.018	38.345	28.232	39.189	2'22.784P	196,4	10:33'47.614

7° 87 T. KAWAKAMI (2'06.914)

Lap	Seg.1	Seg.2	Seg.3	Seg.4	Lap Time	km/h	Local Time
1		35.961	24.462	34.275	188,2	9:48'07.287	
2	36.021	35.543	23.529	33.421	2'08.514	198,9	9:50'15.801
3	35.489	35.585	23.440	44.085	2'18.599CP	190,8	9:52'34.400
4	28'47.341	36.226	25.104	33.587	30'22.258P	201,5	10:22'56.658
5	35.700	35.585	23.425	33.055	2'07.765	200,0	10:25'04.423
6	35.864	35.740	23.420	33.440	2'08.464	196,7	10:27'12.887
7	35.818	35.346	23.327	33.024	2'07.515	199,3	10:29'20.402
8	36.001	35.639	23.343	33.320	2'08.303	197,1	10:31'28.705
9	35.859	37.196	24.784	39.968	2'17.807P	201,5	10:33'46.512
10	4'53.843	36.953	28.550	38.611	6'37.957P	155,0	10:40'24.469
11	35.584	35.150	23.336	32.844	2'06.914	201,9	10:42'31.383
12	35.711	37.178	24.049	46.314	2'23.252CP	186,2	10:44'54.635

8° 52 O. KONIG (2'07.161)

Lap	Seg.1	Seg.2	Seg.3	Seg.4	Lap Time	km/h	Local Time
1		38.072	25.249	33.758	200,0	9:48'00.101	
2	36.319	36.000	23.591	33.501	2'09.411	200,0	9:50'09.512
3	37.600	37.044	23.642	42.636	2'20.922CP	198,9	9:52'30.434
4	28'40.425	36.395	24.300	33.541	30'14.661P	200,0	10:22'45.095
5	36.175	35.575	23.655	32.979	2'08.384	203,4	10:24'53.479
6	36.344	38.532	24.787	34.027	2'13.690	206,5	10:27'07.169
7	35.629	35.468	23.221	32.843	2'07.161	206,5	10:29'14.330
8	37.233	36.466	23.383	39.557	2'16.639P	200,4	10:31'30.969
9	6'08.357	36.853	23.634	33.524	7'42.368P	200,0	10:39'13.337
10	35.778	35.541	23.727	40.261	2'15.307P	195,3	10:41'28.644

9° 64 H. DE CANCELLIS (2'07.206)

Lap	Seg.1	Seg.2	Seg.3	Seg.4	Lap Time	km/h	Local Time
1		38.026	24.039	34.197	191,8	9:48'25.913	
2	37.192	38.402	25.028	44.990	2'25.612P	192,2	9:50'51.525
3	31'52.767	39.160	25.211	35.464	33'32.602P	191,5	10:24'24.127
4	36.546	35.963	23.543	40.449	2'16.501P	193,9	10:26'40.628
5	1'51.581	35.665	23.357	33.815	3'24.418P	193,2	10:30'05.046
6	36.023	35.550	23.200	33.633	2'08.406	193,5	10:32'13.452
7	35.976	35.490	23.479	42.400	2'17.345P	194,6	10:34'30.797
8	1'57.355	36.765	24.518	33.565	3'32.203P	203,0	10:38'03.000
9	35.651	37.262	24.780	42.009	2'19.702	181,8	10:40'22.702
10	35.356	35.620	23.325	32.905	2'07.206	200,4	10:42'29.908

04/09/2020

P = Pits In/Out - C = Lap Time Cancelled

These data/results cannot be reproduced, stored and/or transmitted in whole or in part by any manner of electronic, mechanical, photocopying, recording, broadcasting or otherwise now known or herein after developed without the previous express consent by the copyright owner, except for reproduction in daily press and regular printed publications on sale to the public within 60 days of the event related to those data/results and always provided that copyright symbol appears together as follows below.

© DORNA WSBK ORGANIZATION Srl 2020



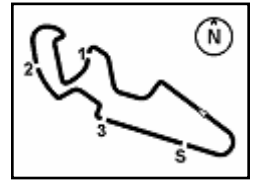
Official Fuel Supplier



Official Tyre Supplier



Official Timekeeper



MotorLand Aragon 5.077 m

Pirelli Teruel Round, 4 - 6 September 2020

Chronological Analysis Free Practice 1st Session Gr.B

2 / 4

11 35.508 35.233 23.013 42.195 2'15.949CP 195,7 10:44'45.857 13 36.049 35.442 24.063 42.941 2'18.495CP 191,5 10:44'48.176

10° 69 T. BOOTH-AMOS (2'07.214)							
Lap	Seg.1	Seg.2	Seg.3	Seg.4	Lap Time	km/h	Local Time
1		37.530	23.953	33.094		204,2	9:50'09.601
2	36.380	35.882	23.165	40.439	2'15.866CP	200,4	9:52'25.467
3	28'43.955	36.265	23.643	34.146	30'18.009P	194,9	10:22'43.476
4	35.979	35.657	23.308	33.502	2'08.446	195,7	10:24'51.922
5	36.135	35.668	23.207	33.439	2'08.449	196,4	10:27'00.371
6	35.937	35.453	23.089	33.626	2'08.105	196,4	10:29'08.476
7	35.823	35.636	23.349	38.160	2'12.968P	196,7	10:31'21.444
8	2'56.006	35.623	23.149	33.400	4'28.178P	198,2	10:35'49.622
9	35.507	35.387	23.347	39.208	2'13.449	159,3	10:38'03.071
10	35.769	36.540	24.703	41.426	2'18.438CP	177,9	10:40'21.509
11	35.738	35.247	22.950	33.279	2'07.214	199,3	10:42'28.723
12	36.003	35.513	23.027	42.146	2'16.689CP	194,9	10:44'45.412

14° 83 M. KAWAKAMI (2'07.620)							
Lap	Seg.1	Seg.2	Seg.3	Seg.4	Lap Time	km/h	Local Time
1		36.436	24.054	33.875		194,2	9:48'19.225
2	36.384	35.743	23.477	33.558	2'09.162	196,0	9:50'28.387
3	36.299	35.769	23.377	41.741	2'17.186CP	184,0	9:52'45.573
4	30'42.748	36.714	23.549	33.540	32'16.551CP	196,4	10:25'02.124
5	36.144	35.585	23.233	33.422	2'08.384	200,0	10:27'10.508
6	35.791	35.448	23.420	33.323	2'07.982	197,1	10:29'18.490
7	35.806	35.136	23.520	33.158	2'07.620	204,9	10:31'26.110
8	38.503	36.947	24.531	40.988	2'20.969P	190,8	10:33'47.079
9	4'54.814	36.335	27.189	40.158	6'38.496P	148,8	10:40'25.575
10	35.722	35.408	23.303	33.391	2'07.824	196,4	10:42'33.399
11	35.736	38.002	25.170	43.536	2'22.444CP	174,5	10:44'55.843

11° 61 Y. OKAYA (2'07.215)							
Lap	Seg.1	Seg.2	Seg.3	Seg.4	Lap Time	km/h	Local Time
1		38.102	24.601	33.949		198,9	9:49'53.424
2	36.637	36.019	23.845	33.363	2'09.864C	202,6	9:52'03.288
3	47.899	42.445	26.147	48.241	2'44.732CP	160,0	9:54'48.020
4	26'27.307	36.435	23.550	33.188	28'00.480P	204,5	10:22'48.500
5	36.098	35.293	23.269	32.699	2'07.359	210,5	10:24'55.859
6	36.172	35.750	23.552	42.032	2'17.506P	185,2	10:27'13.365
7	2'35.106	40.541	23.858	33.010	4'12.515CP	204,2	10:31'25.880
8	36.770	39.421	23.886	32.795	2'12.872	204,2	10:33'38.752
9	35.700	35.272	23.339	32.904	2'07.215	206,1	10:35'45.967
10	42.030	36.893	24.285	33.102	2'16.310	203,4	10:38'02.277
11	36.079	37.594	28.956	33.524	2'16.153C	201,1	10:40'18.430
12	35.866	35.429	23.797	38.729	2'13.821	136,7	10:42'32.251
13	35.638	42.817	27.135	50.879	2'36.469CP	141,7	10:45'08.720

15° 14 E. DE LA VEGA (2'08.138)							
Lap	Seg.1	Seg.2	Seg.3	Seg.4	Lap Time	km/h	Local Time
1		38.054	25.689	33.683		200,4	9:48'01.010
2	36.027	35.555	23.570	33.415	2'08.567	200,4	9:50'09.577
3	37.315	36.137	23.665	41.630	2'18.747CP	204,5	9:52'28.324
4	28'43.182	36.267	24.191	33.949	30'17.589P	201,1	10:22'45.913
5	35.824	35.506	23.569	33.239	2'08.138	201,1	10:24'54.051
6	36.798	37.268	24.177	33.369	2'11.612	200,7	10:27'05.663
7	35.888	35.674	23.067	33.733	2'08.362	196,4	10:29'14.025
8	40.621	35.511	23.231	33.179	2'12.542	199,3	10:31'26.567
9	35.798	37.983	23.857	33.360	2'10.998	197,4	10:33'37.565
10	35.636	35.699	23.204	33.960	2'08.499	189,8	10:35'46.064
11	40.254	36.605	23.326	33.627	2'13.812	194,2	10:37'59.876
12	37.998	38.200	25.744	38.685	2'20.627	178,8	10:40'20.503
13	36.251	35.836	23.180	33.380	2'08.647	197,4	10:42'29.150
14	35.922	35.546	23.273	43.630	2'18.371CP	196,0	10:44'47.521

12° 96 F. SALAC (2'07.374)							
Lap	Seg.1	Seg.2	Seg.3	Seg.4	Lap Time	km/h	Local Time
1		38.221	24.880	34.110		197,4	9:48'00.000
2	37.547	36.066	23.622	32.813	2'10.048	206,5	9:50'10.048
3	36.526	35.575	23.367	40.023	2'15.491CP	206,1	9:52'25.539
4	28'42.873	37.021	23.576	34.094	30'17.564P	196,0	10:22'43.103
5	36.750	35.657	23.318	33.049	2'08.774	203,4	10:24'51.877
6	36.079	35.946	23.290	33.529	2'08.844	202,2	10:27'00.721
7	35.937	35.354	23.072	33.011	2'07.374	197,8	10:29'08.095
8	36.119	35.668	23.216	33.507	2'08.510	196,0	10:31'16.605
9	36.164	35.524	23.128	39.341	2'14.157P	196,0	10:33'30.762
10	2'56.457	36.577	23.514	36.936	4'33.484P	186,2	10:38'04.246
11	35.912	36.015	24.980	41.289	2'18.196	181,8	10:40'22.442
12	35.510	35.878	23.381	33.085	2'07.854	205,7	10:42'30.296
13	35.532	35.383	23.478	43.981	2'18.374CP	197,8	10:44'48.670

16° 85 K. SABATUCCI (2'08.297)							
Lap	Seg.1	Seg.2	Seg.3	Seg.4	Lap Time	km/h	Local Time
1		37.497	27.214	34.865		198,2	9:48'03.536
2	36.537	35.961	23.519	33.315	2'09.332	204,2	9:50'12.868
3	36.444	35.352	23.384	40.968	2'16.148CP	203,4	9:52'29.016
4	28'39.614	36.170	26.635	35.063	30'17.482P	189,5	10:22'46.498
5	37.301	35.744	23.422	33.497	2'09.964	204,5	10:24'56.462
6	36.217	35.426	23.616	33.038	2'08.297	207,3	10:27'04.759
7	38.272	36.327	23.569	32.877	2'11.045	205,7	10:29'15.804
8	36.737	35.766	23.966	33.944	2'10.413	197,4	10:31'26.217
9	38.095	36.830	23.707	43.074	2'21.706P	185,6	10:33'47.923
10	2'33.949	39.428	25.669	36.227	4'15.273P	176,8	10:38'03.196
11	36.105	36.491	25.949	36.219	2'14.764	183,7	10:40'17.960
12	36.126	35.460	29.405	33.133	2'14.124	204,9	10:42'32.084
13	36.103	36.451	24.038	45.130	2'21.722CP	197,8	10:44'53.806

13° 15 A. COPPOLA (2'07.389)							
Lap	Seg.1	Seg.2	Seg.3	Seg.4	Lap Time	km/h	Local Time
1		39.944	27.583	36.160		184,0	9:48'06.026
2	36.437	35.672	23.990	44.020	2'20.119P	175,0	9:50'26.145
3	2'04.156	40.011	26.702	41.737	3'52.606CP	185,2	9:54'18.751
4	26'58.324	36.893	23.648	34.802	28'33.667P	189,1	10:22'52.418
5	36.056	35.540	23.433	33.104	2'08.133	206,9	10:25'00.551
6	36.914	35.524	23.212	33.050	2'08.700	202,6	10:27'09.251
7	35.669	35.645	23.145	32.930	2'07.389	202,6	10:29'16.640
8	36.236	35.923	23.645	38.887	2'14.691P	205,7	10:31'31.331
9	2'34.406	40.726	27.962	35.704	4'18.798P	176,5	10:35'50.129
10	35.884	35.721	23.444	33.645	2'08.694	197,8	10:37'58.823
11	42.787	35.849	25.259	36.166	2'20.061	178,5	10:40'18.884
12	35.570	35.440	23.967	35.820	2'10.797	192,2	10:42'29.681

17° 73 J. PEREZ GONZALEZ (2'08.363)							
Lap	Seg.1	Seg.2	Seg.3	Seg.4	Lap Time	km/h	Local Time
1		38.450	25.185	33.643		198,2	9:48'01.147
2	36.219	35.806	23.496	33.371	2'08.892	201,9	9:50'10.039
3	36.742	35.606	23.299	42.252	2'17.899CP	198,5	9:52'27.938
4	28'43.888	36.440	24.285	34.017	30'18.630P	201,1	10:22'46.568
5	36.266	35.794	23.386	33.301	2'08.747	201,5	10:24'55.315
6	39.686	35.472	23.303	34.042	2'12.503	196,7	10:27'07.818
7	36.016	35.578	23.572	33.197	2'08.363	200,7	10:29'16.181
8	37.094	35.584	23.661	33.888	2'10.227	201,1	10:31'26.408
9	36.355	36.232	23.454	34.258	2'10.299	189,1	10:33'36.707
10	36.069	36.168	23.397	33.854	2'09.488	192,9	10:35'46.195
11	40.892	36.844	23.697	33.398	2'14.831	198,9	10:38'01.026
12	35.883	36.034	23.398	41.005	2'16.320	149,0	10:40'17.346

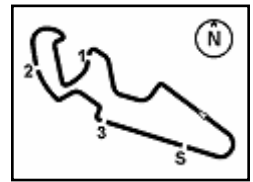
04/09/2020

P = Pits In/Out - C = Lap Time Cancelled

These data/results cannot be reproduced, stored and/or transmitted in whole or in part by any manner of electronic, mechanical, photocopying, recording, broadcasting or otherwise now known or herein after developed without the previous express consent by the copyright owner, except for reproduction in daily press and regular printed publications on sale to the public within 60 days of the event related to those data/results and always provided that copyright symbol appears together as follows below.

© DORNA WSBK ORGANIZATION Srl 2020





MotorLand Aragon 5.077 m

Pirelli Teruel Round, 4 - 6 September 2020

Chronological Analysis Free Practice 1st Session Gr.B

3 / 4

3	36.537	35.829	24.239	33.803	2'10.408	197,1	10:42'27.754	3	36.331	35.800	23.658	33.398	2'09.187	197,8	10:24'53.478	
14	37.582	35.762	24.265	43.538	2'21.147CP	191,2	10:44'48.901									
18° 80 G. MASTROLUCA (2'08.388)																
Lap	Seg.1	Seg.2	Seg.3	Seg.4	Lap Time	km/h	Local Time	Lap	Seg.1	Seg.2	Seg.3	Seg.4	Lap Time	km/h	Local Time	
1		37.547	25.653	33.413		205,3	9:48'01.571	2	36.825	36.077	23.813	33.897	2'10.612	194,9	9:50'12.131	
2	36.672	35.603	23.625	32.839	2'08.739	207,7	9:50'10.310	3	36.779	35.841	23.619	43.129	2'19.368CP	199,6	9:52'31.499	
3	36.087	35.659	23.216	41.324	2'16.286CP	197,8	9:52'26.596	4	28'39.076	36.039	24.203	33.612	30'12.930P	197,8	10:22'44.429	
4	28'44.756	36.196	24.256	33.352	30'18.560P	198,9	10:22'45.156	5	36.375	35.799	23.742	33.312	2'09.228	199,3	10:24'53.657	
5	36.017	35.500	24.056	32.815	2'08.388	205,3	10:24'53.544	6	36.879	35.549	23.869	34.831	2'11.128	184,3	10:27'04.785	
19° 98 T. BERCOT (2'08.679)																
Lap	Seg.1	Seg.2	Seg.3	Seg.4	Lap Time	km/h	Local Time	Lap	Seg.1	Seg.2	Seg.3	Seg.4	Lap Time	km/h	Local Time	
1		37.469	25.108	35.290		178,8	9:48'03.156	7	36.859	35.688	23.791	33.528	2'09.866C	195,3	10:29'14.651	
2	36.942	36.176	23.756	33.271	2'10.145	201,1	9:50'13.301	8	37.208	36.101	23.681	33.499	2'10.489	200,4	10:31'25.140	
3	36.388	35.648	23.586	43.830	2'19.452CP	201,5	9:52'32.753	9	36.912	36.519	23.591	34.707	2'11.729	187,5	10:33'36.869	
4	28'38.597	36.536	24.365	33.715	30'13.213P	203,0	10:22'45.966	10	36.189	35.807	23.859	33.673	2'09.528	198,5	10:35'46.397	
5	36.417	35.727	23.722	33.181	2'09.047	199,6	10:24'55.013	11	40.589	36.680	23.807	33.514	2'14.590	199,6	10:38'00.987	
6	37.164	36.142	23.756	33.094	2'10.156	199,6	10:27'05.169	12	36.250	36.022	23.543	34.179	2'09.994	188,2	10:40'10.981	
7	36.283	35.746	23.495	33.155	2'08.679	199,6	10:29'13.848	13	46.232	36.167	23.436	33.536	2'19.371	199,3	10:42'30.352	
8	45.758	36.518	25.631	42.018	2'29.925P	189,5	10:31'43.773	14	36.367	35.585	23.730	46.462	2'22.144CP	172,0	10:44'52.496	
9	2'24.973	37.976	25.035	38.256	4'06.240P	150,0	10:35'50.013									
10	36.208	35.570	23.703	33.345	2'08.826	201,1	10:37'58.839									
11	43.450	36.272	25.858	36.745	2'22.325	166,2	10:40'21.164									
12	36.359	36.279	23.586	33.098	2'09.322	204,9	10:42'30.486									
13	35.553	35.473	24.126	45.533	2'20.685CP	185,2	10:44'51.171									
20° 47 M. CERVENKA (2'09.096)																
Lap	Seg.1	Seg.2	Seg.3	Seg.4	Lap Time	km/h	Local Time	Lap	Seg.1	Seg.2	Seg.3	Seg.4	Lap Time	km/h	Local Time	
1		38.246	25.574	34.616		194,6	9:47'48.644	1	36.220	36.005	23.561	33.807	2'09.694	197,1	9:50'20.342	
2	37.925	38.331	24.227	34.104	2'14.587	197,8	9:50'03.231	2	36.208	35.711	23.527	43.396	2'18.842CP	197,4	9:52'39.184	
3	36.875	36.484	23.976	41.701	2'19.036CP	197,4	9:52'22.267	3	28'30.803	36.540	24.607	34.449	30'06.399P	196,4	10:22'45.583	
4	28'48.225	36.956	24.722	34.047	30'23.950P	197,8	10:22'46.217	4	36.206	35.701	24.105	33.524	2'09.536	200,7	10:24'55.119	
5	36.768	35.901	23.792	33.166	2'09.627	206,1	10:24'55.844	5	36.274	36.408	24.045	33.200	2'09.927	203,4	10:27'05.046	
6	37.359	35.783	23.916	33.216	2'10.274	202,6	10:27'06.118	6	36.142	35.976	40.087	42.411	2'34.616P	192,5	10:29'39.662	
7	36.535	35.692	23.648	33.221	2'09.096	204,5	10:29'15.214	7	2'07.592	49.955	25.131	35.822	3'58.500P	182,7	10:33'38.162	
8	36.837	37.688	24.185	33.304	2'12.014	201,9	10:31'27.228	8	36.435	35.852	39.557	34.907	2'26.751	191,2	10:36'04.913	
9	36.389	36.191	23.267	34.084	2'09.931	200,7	10:33'37.159	9	42.474	37.456	25.051	34.590	2'19.571	191,5	10:38'24.484	
10	36.213	35.654	23.845	33.597	2'09.309	201,1	10:35'46.468	10	36.563	36.384	25.069	34.214	2'12.230	192,5	10:40'36.714	
11	38.162	36.159	23.701	39.472	2'17.494P	194,6	10:38'03.962	11	51.973	39.760	26.874	45.449	2'44.056P	178,8	10:43'20.770	
21° 93 A. QUINET (2'09.151)																
Lap	Seg.1	Seg.2	Seg.3	Seg.4	Lap Time	km/h	Local Time	Lap	Seg.1	Seg.2	Seg.3	Seg.4	Lap Time	km/h	Local Time	
1		37.739	24.694	34.492		193,2	9:47'30.432	1	36.525	36.520	23.483	34.079	2'10.607C	196,7	9:52'04.515	
2	37.366	37.036	23.947	34.068	2'12.417	195,7	9:49'42.849	2	39.444	37.648	26.441	43.692	2'27.225CP	168,8	9:54'31.740	
3	38.744	38.455	24.224	40.726	2'22.149C	142,7	9:52'04.998	3	26'43.860	37.751	23.627	33.609	28'18.847P	198,9	10:22'50.587	
4	43.386	41.940	27.397	45.838	2'38.561CP	174,2	9:54'43.559	4	36.385	36.219	23.723	33.600	2'09.927	201,9	10:25'00.514	
5	26'25.701	37.295	25.158	34.004	28'02.158P	203,4	10:22'45.717	5	37.194	36.097	23.836	33.391	2'10.518	200,7	10:27'11.032	
6	36.807	36.031	23.829	33.432	2'10.099C	203,4	10:24'55.816	6	35.968	36.030	23.823	33.845	2'09.666	195,7	10:29'20.698	
7	36.758	36.215	23.910	33.327	2'10.210	204,9	10:27'06.026	7	35.986	35.952	23.579	34.800	2'10.317C	202,6	10:31'31.015	
8	36.318	35.880	23.583	33.370	2'09.151	201,5	10:29'15.177	8	45.149	38.684	25.538	42.796	2'32.167P	176,8	10:34'03.182	
9	45.243	36.322	23.826	33.627	2'19.018C	198,5	10:31'34.195	9	3'46.181	36.646	24.184	34.338	5'21.349P	189,8	10:39'24.531	
10	36.656	36.465	24.072	38.927	2'16.120P	197,4	10:33'50.315	10	38.069	37.367	24.502	33.832	2'13.770	195,7	10:41'38.301	
11	2'36.278	36.920	23.573	34.551	4'11.322P	197,1	10:38'01.637	11	37.529	36.505	23.767	34.339	2'12.140C	191,5	10:43'50.441	
12	36.856	36.915	23.972	41.235	2'18.978	172,8	10:40'20.615									
13	36.716	36.589	23.774	33.283	2'10.362C	202,6	10:42'30.977									
14	36.366	42.627	25.261	44.096	2'28.350CP	176,8	10:44'59.327									
22° 99 A. HUERTAS (2'09.187)																
Lap	Seg.1	Seg.2	Seg.3	Seg.4	Lap Time	km/h	Local Time	Lap	Seg.1	Seg.2	Seg.3	Seg.4	Lap Time	km/h	Local Time	
1		38.276	29.158	54.090		200,7	9:48'24.125	1	46.362	36.746	36.746	41.451	178,5	9:48'02.340		
2	1'19.066	36.611	24.187	33.642	34'20.166	197,8	10:22'44.291	2	38.125	36.667	23.871	33.835	2'12.498	200,0	9:50'14.838	
									3	36.896	36.422	23.904	45.233	2'22.455CP	198,5	9:52'37.293
									4	28'34.615	37.472	24.104	33.735	30'09.926P	201,1	10:22'47.219
									5	36.918	36.648	24.700	34.196	2'12.462	195,7	10:24'59.681
									6	43.658	36.769	24.051	34.073	2'18.551C	194,9	10:27'18.232
									7	36.951	36.600	23.973	33.848	2'11.372	195,7	10:29'29.604
									8	36.884	36.639	23.997	34.142	2'11.662	193,5	10:31'41.266
									9	37.487	36.505	25.659	34.288	2'13.939	193,9	10:33'55.205
									10	37.027	36.531	26.515	43.560	2'23.633P	192,9	10:36'18.838
									11	1'31.023	36.546	24.247	34.089	3'05.905P	194,2	10:39'24.743
									12	37.087	38.167	24.129	34.582	2'13.965	191,2	10:41'38.708

04/09/2020 P = Pits In/Out - C = Lap Time Cancelled

These data/results cannot be reproduced, stored and/or transmitted in whole or in part by any manner of electronic, mechanical, photocopying, recording, broadcasting or otherwise now known or herein after developed without the previous express consent by the copyright owner, except for reproduction in daily press and regular printed publications on sale to the public within 60 days of the event related to those data/results and always provided that copyright symbol appears together as follows below.

© DORNA WSBK ORGANIZATION Srl 2020



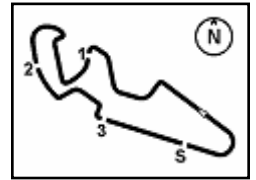
Official Fuel Supplier



Official Tyre Supplier



Official Timekeeper



Pirelli Teruel Round, 4 - 6 September 2020 Chronological Analysis Free Practice 1st Session Gr.B

MotorLand Aragon 5.077 m

4 / 4

13 37.420 37.010 24.368 34.128 2'12.926C 193,5 10:43'51.634

04/09/2020 P = Pits In/Out - C = Lap Time Cancelled

These data/results cannot be reproduced, stored and/or transmitted in whole or in part by any manner of electronic, mechanical, photocopying, recording, broadcasting or otherwise now known or herein after developed without the previous express consent by the copyright owner, except for reproduction in daily press and regular printed publications on sale to the public within 60 days of the event related to those data/results and always provided that copyright symbol appears together as follows below.

© DORNA WSBK ORGANIZATION Srl 2020



Official Fuel Supplier



FKR PERUGIA TIMING

Official Tyre Supplier



Official Timekeeper