

Pirelli Teruel Round, 4 - 6 September 2020

Results Free Practice 3rd Session Gr.A

MotorLand Aragon 5.077 m

1 / 2

No.	Rider	Nat	Team	Bike	Class	Time	Gap	Rel.	Laps	Speed	
										Avg	Max
1	88 B. IERACI	ITA	Kawasaki GP Project	Kawasaki Ninja 400	A	2'06.742			6	144,208	213,4
2	25 A. KROH	GER	Yamaha MS Racing	Yamaha YZF-R3	A	2'06.987	0.245	0.245	5	143,930	210,1
3	44 T. BRAMICH	AUS	Carl Cox-RT Motorsports by SKM-Kawasaki	Kawasaki Ninja 400	A	2'07.128	0.386	0.141	5	143,770	209,3
4	84 K. ALOISI	ITA	ProGP Racing	Yamaha YZF-R3	A	2'07.449	0.707	0.321	5	143,408	202,2
5	72 A. DIAZ	ESP	Biblion Motocrossing Yamaha WorldSSP300	Yamaha YZF-R3	A	2'07.453	0.711	0.004	6	143,403	203,4
6	9 P. GRASSIA	ITA	Team CHIODO Moto Racing	Kawasaki Ninja 400	A	2'07.483	0.741	0.030	6	143,370	204,5
7	10 U. ORRADRE	ESP	Yamaha MS Racing	Yamaha YZF-R3	A	2'07.608	0.866	0.125	6	143,229	205,7
8	8 M. PEREZ	ESP	Prodina Ircos Team WorldSSP300	Kawasaki Ninja 400	A	2'07.668	0.926	0.060	6	143,162	204,9
9	30 G. VAN STRAALEN	NED	EAB Ten Kate Racing	Yamaha YZF-R3	A	2'07.693	0.951	0.025	5	143,134	206,5
10	46 S. DI SORA	FRA	Leader Team Flembbo	Kawasaki Ninja 400	A	2'07.719	0.977	0.026	6	143,105	207,3
11	19 V. RODRIGUEZ NUNEZ	ESP	2R Racing	Kawasaki Ninja 400	A	2'07.772	1.030	0.053	6	143,045	209,7
12	17 K. MEUFFELS	NED	MTM Kawasaki MOTOPOINT	Kawasaki Ninja 400	A	2'07.840	1.098	0.068	6	142,969	203,4
13	6 J. BUIS	NED	MTM Kawasaki MOTOPOINT	Kawasaki Ninja 400	A	2'07.942	1.200	0.102	6	142,855	200,4
14	2 A. CARRION	ESP	Smrz Racing - Willi Race	Kawasaki Ninja 400	A	2'07.984	1.242	0.042	4	142,808	207,3
15	45 F. MACAN	BRA	Team Brasil AD 78	Yamaha YZF-R3	A	2'08.031	1.289	0.047	6	142,756	204,2
16	24 D. BLIN	POL	Biblion Motocrossing Yamaha WorldSSP300	Yamaha YZF-R3	A	2'08.180	1.438	0.149	6	142,590	204,2
17	22 N. KALININ	UKR	Battley-RT Motorsports by SKM-Kawasaki	Kawasaki Ninja 400	A	2'08.204	1.462	0.024	6	142,563	206,9
18	7 J. GIMBERT	FRA	GP Project	Kawasaki Ninja 400	A	2'08.308	1.566	0.104	6	142,448	207,3
19	26 M. GENNAI	ITA	Team BrCorse	Yamaha YZF-R3	A	2'08.655	1.913	0.347	6	142,064	199,3
20	3 M. GAGGI	ITA	Machado Came SBK	Yamaha YZF-R3	A	2'08.718	1.976	0.063	6	141,994	205,7
21	66 E. MCGLINCHEY	GBR	Team#109 Kawasaki	Kawasaki Ninja 400	A	2'08.766	2.024	0.048	6	141,941	206,1
22	27 F. ROVELLI	ITA	Kawasaki ParkinGO Team	Kawasaki Ninja 400	A	2'08.893	2.151	0.127	6	141,801	204,9
23	18 I. OFFER	GBR	Scuderia Maranga Racing	Kawasaki Ninja 400	A	2'13.104	6.362	4.211	6	137,315	196,4
----- Out 107% in this Session -----											
24	77 L. GRUAU	FRA	TGP Racing	Kawasaki Ninja 400	A	2'15.621	8.879	2.517	6	134,767	194,9
25	40 M. LAHOZ SENLI	ESP	Machado Came SBK	Yamaha YZF-R3	A				0		

Qualifying Lap Time (107% of 2'06.742): 2'15.615

AIR	Humidity:	73%	Temp:	20°C
TRACK	Condition:	Dry	Temp:	27°C

Records	Pole (QP)	2019 M.Gonzalez	2'06.938	143,990	Km/h
	Race (RC)	2019 A.Carrasco	2'07.487	143,370	Km/h
	All Times (QP)	2019 M.Gonzalez	2'06.938	143,990	Km/h

Start 05/09/2020 10:00 End 10:16 The results are provisional until the end of the time limit for protests and appeals and the completion of the technical checks.

These data/results cannot be reproduced, stored and/or transmitted in whole or in part by any manner of electronic, mechanical, photocopying, recording, broadcasting or otherwise now known or herein after developed without the previous express consent by the copyright owner, except for reproduction in daily press and regular printed publications on sale to the public within 60 days of the event related to those data/results and always provided that copyright symbol appears together as follows below.

© DORNA WSBK ORGANIZATION Srl 2020



Official Fuel Supplier

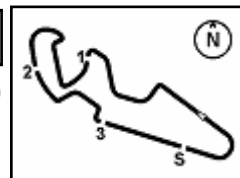


PIRELLI PERUGIA TIMING

Official Tyre Supplier



Official Timekeeper



Pirelli Teruel Round, 4 - 6 September 2020

Results Free Practice 3rd Session Gr.A

Session Highlights

Local Time	No. Rider	Description
09.59.00	40 M. LAHOZ SENLI	is not allowed to participate to FP3 (Art.1.21.2)
10.00.00		Start
10.03.36	22 N. KALININ	Current Lap Cancelled - Exceeded Track Limits - Turn 1
10.04.01	30 G. VAN STRAALEN	On Asphalt - Re-Joined - Turn 9
10.04.20	2 A. CARRION	Current Lap Cancelled - Exceeded Track Limits - Turn 5
10.04.24	46 S. DI SORA	Current Lap Cancelled - Exceeded Track Limits - Turn 5
10.04.30	6 J. BUIS	Current Lap Cancelled - Exceeded Track Limits - Turn 3
10.05.34	25 A. KROH	On Asphalt - Re-Joined - Turn 1
10.05.34	72 A. DIAZ	On Asphalt - Re-Joined - Turn 1
10.05.39	7 J. GIMBERT	Current Lap Cancelled - Exceeded Track Limits - Turn 3
10.06.25	2 A. CARRION	Current Lap Cancelled - Exceeded Track Limits - Turn 5
10.06.29	27 F. ROVELLI	Current Lap Cancelled - Exceeded Track Limits - Turn 5
10.06.33	6 J. BUIS	Current Lap Cancelled - Exceeded Track Limits - Turn 5
10.07.31	27 F. ROVELLI	On Asphalt - Re-Joined - Turn 1
10.07.35	7 J. GIMBERT	Current Lap Cancelled - Exceeded Track Limits - Turn 1
10.07.52	26 M. GENNAI	Current Lap Cancelled - Exceeded Track Limits - Turn 5
10.09.58	18 I. OFFER	On Asphalt - Re-Joined - Turn 1
10.09.58	44 T. BRAMICH	On Asphalt - Re-Joined - Turn 1
10.10.20	2 A. CARRION	Current Lap Cancelled - Exceeded Track Limits - Turn 5
10.10.23	3 M. GAGGI	Current Lap Cancelled - Exceeded Track Limits - Turn 5
10.10.27	6 J. BUIS	Current Lap Cancelled - Exceeded Track Limits - Turn 5
10.10.47	8 M. PEREZ	On Asphalt - Re-Joined - Turn 12
10.11.39	88 B. IERACI	Current Lap Cancelled - Exceeded Track Limits - Turn 17
10.11.49	88 B. IERACI	Lap Cancelled (2'07.735) - Exceeded Track Limits - Turn 17
10.11.54	25 A. KROH	On Asphalt - Re-Joined - Turn 1
10.12.05	30 G. VAN STRAALEN	On Asphalt - Re-Joined - Turn 1
10.12.15	77 L. GRUAU	Current Lap Cancelled - Exceeded Track Limits - Turn 3
10.12.37	84 K. ALOISI	On Asphalt - Re-Joined - Turn 5
10.13.04	9 P. GRASSIA	On Asphalt - Re-Joined - Turn 12
10.13.37	2 A. CARRION	Crashed - Turn 17
10.16.39		End Of Session

Fastest Laps Sequence

No.	Rider	Nat	Team	Bike	Local Time	Time	Gap	Avg
77	L. GRUAU	FRA	TGP Racing	Kawasaki Ninja 400	10:04'38.308	2'17.659		132,772
84	K. ALOISI	ITA	ProGP Racing	Yamaha YZF-R3	10:04'43.582	2'09.447	-8.212	141,194
25	A. KROH	GER	Yamaha MS Racing	Yamaha YZF-R3	10:04'48.438	2'07.776	-1.671	143,041
10	U. ORRADRE	ESP	Yamaha MS Racing	Yamaha YZF-R3	10:04'48.943	2'07.660	-0.116	143,171
88	B. IERACI	ITA	Kawasaki GP Project	Kawasaki Ninja 400	10:07'02.687	2'07.122	-0.538	143,777
25	A. KROH	GER	Yamaha MS Racing	Yamaha YZF-R3	10:09'08.678	2'06.987	-0.135	143,930
88	B. IERACI	ITA	Kawasaki GP Project	Kawasaki Ninja 400	10:15'38.134	2'06.742	-0.245	144,208

Start 05/09/2020 10:00 End 10:16 The results are provisional until the end of the time limit for protests and appeals and the completion of the technical checks.

These data/results cannot be reproduced, stored and/or transmitted in whole or in part by any manner of electronic, mechanical, photocopying, recording, broadcasting or otherwise now known or herein after developed without the previous express consent by the copyright owner, except for reproduction in daily press and regular printed publications on sale to the public within 60 days of the event related to those data/results and always provided that copyright symbol appears together as follows below.

© DORNA WSBK ORGANIZATION Srl 2020



Official Fuel Supplier

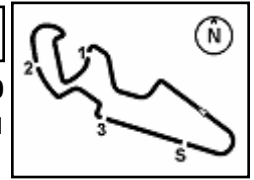


PIRELLI PERUGIA TIMING

Official Tyre Supplier



Official Timekeeper



Pirelli Teruel Round, 4 - 6 September 2020

Free Practices Combined Results Gr.A

No.	Rider	Nat	Team	Bike	Class	FP1	FP2	FP3	Time	Gap	Rel.	Avg	LL
1	88 B. IERACI	ITA	Kawasaki GP Project	Kawasaki Ninja 400	A	2'07.144	2'07.626	2'06.742	2'06.742			144,208	21
2	22 N. KALININ	UKR	Battley-RT Motorsports by SKM-Kawasaki	Kawasaki Ninja 400	A	2'06.813		2'08.204	2'06.813	0.071	0.071	144,127	16
3	72 A. DIAZ	ESP	Biblion Motoxrcing Yamaha WorldSSP300	Yamaha YZF-R3	A	2'06.911		2'07.453	2'06.911	0.169	0.098	144,016	15
4	25 A. KROH	GER	Yamaha MS Racing	Yamaha YZF-R3	A	2'08.040	2'08.015	2'06.987	2'06.987	0.245	0.076	143,930	24
5	17 K. MEUFFELS	NED	MTM Kawasaki MOTOPOST	Kawasaki Ninja 400	A	2'07.035		2'07.840	2'07.035	0.293	0.048	143,875	12
6	6 J. BUIS	NED	MTM Kawasaki MOTOPOST	Kawasaki Ninja 400	A	2'07.095	2'07.470	2'07.942	2'07.095	0.353	0.060	143,807	20
7	44 T. BRAMICH	AUS	Carl Cox-RT Motorsports by SKM-Kawasaki	Kawasaki Ninja 400	A	2'08.157	2'09.061	2'07.128	2'07.128	0.386	0.033	143,770	24
8	10 U. ORRADRE	ESP	Yamaha MS Racing	Yamaha YZF-R3	A	2'07.311	2'08.332	2'07.608	2'07.311	0.569	0.183	143,563	20
9	30 G. VAN STRAALEN	NED	EAB Ten Kate Racing	Yamaha YZF-R3	A	2'07.376	2'08.766	2'07.693	2'07.376	0.634	0.065	143,490	22
10	84 K. ALOISI	ITA	ProGP Racing	Yamaha YZF-R3	A	2'07.655	2'09.271	2'07.449	2'07.449	0.707	0.073	143,408	23
11	9 P. GRASSIA	ITA	Team CHIODO Moto Racing	Kawasaki Ninja 400	A	2'09.381	2'08.744	2'07.483	2'07.483	0.741	0.034	143,370	23
12	8 M. PEREZ	ESP	Prodina Ircos Team WorldSSP300	Kawasaki Ninja 400	A	2'07.848		2'07.668	2'07.668	0.926	0.185	143,162	15
13	26 M. GENNAI	ITA	Team BrCorse	Yamaha YZF-R3	A	2'07.671		2'08.655	2'07.671	0.929	0.003	143,159	16
14	7 J. GIMBERT	FRA	GP Project	Kawasaki Ninja 400	A	2'07.691	2'08.912	2'08.308	2'07.691	0.949	0.020	143,136	24
15	46 S. DI SORA	FRA	Leader Team Flembbo	Kawasaki Ninja 400	A	2'08.699	2'09.798	2'07.719	2'07.719	0.977	0.028	143,105	27
16	19 V. RODRIGUEZ NUNEZ	ESP	2R Racing	Kawasaki Ninja 400	A	2'08.870	2'09.014	2'07.772	2'07.772	1.030	0.053	143,045	28
17	2 A. CARRION	ESP	Smrz Racing - Willi Race	Kawasaki Ninja 400	A	2'08.835		2'07.984	2'07.984	1.242	0.212	142,808	15
18	27 F. ROVELLI	ITA	Kawasaki ParkinGO Team	Kawasaki Ninja 400	A	2'07.995	2'09.172	2'08.893	2'07.995	1.253	0.011	142,796	23
19	45 F. MACAN	BRA	Team Brasil AD 78	Yamaha YZF-R3	A	2'08.791		2'08.031	2'08.031	1.289	0.036	142,756	17
20	24 D. BLIN	POL	Biblion Motoxrcing Yamaha WorldSSP300	Yamaha YZF-R3	A	2'08.229		2'08.180	2'08.180	1.438	0.149	142,590	17
21	3 M. GAGGI	ITA	Machado Came SBK	Yamaha YZF-R3	A	2'09.387	2'10.140	2'08.718	2'08.718	1.976	0.538	141,994	28
22	66 E. MCGLINCHEY	GBR	Team#109 Kawasaki	Kawasaki Ninja 400	A	2'09.617	2'10.385	2'08.766	2'08.766	2.024	0.048	141,941	25
23	18 I. OFFER	GBR	Scuderia Maranga Racing	Kawasaki Ninja 400	A	2'13.094		2'13.104	2'13.094	6.352	4.328	137,325	15
24	40 M. LAHOZ SENLI	ESP	Machado Came SBK	Yamaha YZF-R3	A	2'16.248	2'14.088		2'14.088	7.346	0.994	136,307	24
25	77 L. GRUAU	FRA	TGP Racing	Kawasaki Ninja 400	A	2'14.508	2'16.134	2'15.621	2'14.508	7.766	0.420	135,882	29

Top 3 Average Time: 2'06.822

05/09/2020

These data/results cannot be reproduced, stored and/or transmitted in whole or in part by any manner of electronic, mechanical, photocopying, recording, broadcasting or otherwise now known or herein after developed without the previous express consent by the copyright owner, except for reproduction in daily press and regular printed publications on sale to the public within 60 days of the event related to those data/results and always provided that copyright symbol appears together as follows below.

© DORNA WSBK ORGANIZATION Srl 2020



Official Fuel Supplier

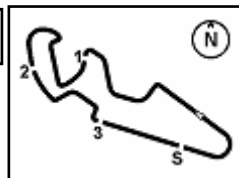


FKR PERUGIA TIMING

Official Tyre Supplier



Official Timekeeper



Pirelli Teruel Round, 4 - 6 September 2020
Best Sectors & Speed Free Practice 3rd Session Gr.A

MotorLand Aragon 5.077 m

BEST LAP		
1	88 B. IERACI	Kawasaki Ninja 400 2'06.742
2	25 A. KROH	Yamaha YZF-R3 2'06.987
3	44 T. BRAMICH	Kawasaki Ninja 400 2'07.128
4	84 K. ALOISI	Yamaha YZF-R3 2'07.449
5	72 A. DIAZ	Yamaha YZF-R3 2'07.453
6	9 P. GRASSIA	Kawasaki Ninja 400 2'07.483
7	10 U. ORRADRE	Yamaha YZF-R3 2'07.608
8	8 M. PEREZ	Kawasaki Ninja 400 2'07.668
9	30 G. VAN STRAALEN	Yamaha YZF-R3 2'07.693
10	46 S. DI SORA	Kawasaki Ninja 400 2'07.719
11	19 V. RODRIGUEZ NUNEZ	Kawasaki Ninja 400 2'07.772
12	17 K. MEUFFELS	Kawasaki Ninja 400 2'07.840
13	6 J. BUIS	Kawasaki Ninja 400 2'07.942
14	2 A. CARRION	Kawasaki Ninja 400 2'07.984
15	45 F. MACAN	Yamaha YZF-R3 2'08.031
16	24 D. BLIN	Yamaha YZF-R3 2'08.180
17	22 N. KALININ	Kawasaki Ninja 400 2'08.204
18	7 J. GIMBERT	Kawasaki Ninja 400 2'08.308
19	26 M. GENNAI	Yamaha YZF-R3 2'08.655
20	3 M. GAGGI	Yamaha YZF-R3 2'08.718
21	66 E. MCGLINCHEY	Kawasaki Ninja 400 2'08.766
22	27 F. ROVELLI	Kawasaki Ninja 400 2'08.893
23	18 I. OFFER	Kawasaki Ninja 400 2'13.104
24	77 L. GRUAU	Kawasaki Ninja 400 2'15.621
25	40 M. LAHOZ SENLI	Yamaha YZF-R3

SPEED		
1	88 B. IERACI	Kawasaki Ninja 400 213,4
2	25 A. KROH	Yamaha YZF-R3 210,1
3	19 V. RODRIGUEZ NUNEZ	Kawasaki Ninja 400 209,7
4	44 T. BRAMICH	Kawasaki Ninja 400 209,3
5	2 A. CARRION	Kawasaki Ninja 400 207,3
6	46 S. DI SORA	Kawasaki Ninja 400 207,3
7	7 J. GIMBERT	Kawasaki Ninja 400 207,3
8	22 N. KALININ	Kawasaki Ninja 400 206,9
9	30 G. VAN STRAALEN	Yamaha YZF-R3 206,5
10	66 E. MCGLINCHEY	Kawasaki Ninja 400 206,1
11	3 M. GAGGI	Yamaha YZF-R3 205,7
12	10 U. ORRADRE	Yamaha YZF-R3 205,7
13	27 F. ROVELLI	Kawasaki Ninja 400 204,9
14	8 M. PEREZ	Kawasaki Ninja 400 204,9
15	9 P. GRASSIA	Kawasaki Ninja 400 204,5
16	24 D. BLIN	Yamaha YZF-R3 204,2
17	45 F. MACAN	Yamaha YZF-R3 204,2
18	72 A. DIAZ	Yamaha YZF-R3 203,4
19	17 K. MEUFFELS	Kawasaki Ninja 400 203,4
20	84 K. ALOISI	Yamaha YZF-R3 202,2
21	6 J. BUIS	Kawasaki Ninja 400 200,4
22	26 M. GENNAI	Yamaha YZF-R3 199,3
23	18 I. OFFER	Kawasaki Ninja 400 196,4
24	77 L. GRUAU	Kawasaki Ninja 400 194,9

SEG. 1	
1	88 B. IERACI 35.237
2	25 A. KROH 35.365
3	44 T. BRAMICH 35.535
4	8 M. PEREZ 35.658
5	6 J. BUIS 35.658
6	84 K. ALOISI 35.670
7	66 E. MCGLINCHEY 35.702
8	10 U. ORRADRE 35.702
9	45 F. MACAN 35.740
10	9 P. GRASSIA 35.740
11	30 G. VAN STRAALEN 35.745
12	19 V. RODRIGUEZ NUNEZ 35.748
13	26 M. GENNAI 35.775
14	17 K. MEUFFELS 35.779
15	46 S. DI SORA 35.780
16	22 N. KALININ 35.852
17	2 A. CARRION 35.872
18	72 A. DIAZ 35.873
19	24 D. BLIN 35.975
20	27 F. ROVELLI 35.994
21	3 M. GAGGI 36.128
22	7 J. GIMBERT 36.131
23	18 I. OFFER 37.184
24	77 L. GRUAU 37.852

SEG. 2	
1	25 A. KROH 35.054
2	22 N. KALININ 35.242
3	24 D. BLIN 35.245
4	19 V. RODRIGUEZ NUNEZ 35.259
5	88 B. IERACI 35.282
6	46 S. DI SORA 35.303
7	2 A. CARRION 35.338
8	44 T. BRAMICH 35.342
9	30 G. VAN STRAALEN 35.351
10	9 P. GRASSIA 35.366
11	7 J. GIMBERT 35.370
12	10 U. ORRADRE 35.378
13	84 K. ALOISI 35.398
14	72 A. DIAZ 35.404
15	6 J. BUIS 35.417
16	8 M. PEREZ 35.444
17	45 F. MACAN 35.476
18	66 E. MCGLINCHEY 35.505
19	26 M. GENNAI 35.538
20	27 F. ROVELLI 35.577
21	3 M. GAGGI 35.598
22	17 K. MEUFFELS 35.617
23	18 I. OFFER 36.823
24	77 L. GRUAU 37.829

SEG. 3	
1	30 G. VAN STRAALEN 23.111
2	88 B. IERACI 23.137
3	8 M. PEREZ 23.185
4	10 U. ORRADRE 23.201
5	22 N. KALININ 23.214
6	9 P. GRASSIA 23.225
7	72 A. DIAZ 23.241
8	66 E. MCGLINCHEY 23.246
9	46 S. DI SORA 23.268
10	26 M. GENNAI 23.308
11	84 K. ALOISI 23.312
12	2 A. CARRION 23.328
13	7 J. GIMBERT 23.353
14	45 F. MACAN 23.403
15	27 F. ROVELLI 23.412
16	24 D. BLIN 23.434
17	17 K. MEUFFELS 23.438
18	3 M. GAGGI 23.453
19	25 A. KROH 23.461
20	6 J. BUIS 23.505
21	44 T. BRAMICH 23.510
22	19 V. RODRIGUEZ NUNEZ 23.543
23	18 I. OFFER 24.183
24	77 L. GRUAU 24.882

SEG. 4	
1	19 V. RODRIGUEZ NUNEZ 32.514
2	88 B. IERACI 32.587
3	25 A. KROH 32.653
4	44 T. BRAMICH 32.668
5	10 U. ORRADRE 32.885
6	72 A. DIAZ 32.904
7	22 N. KALININ 32.917
8	9 P. GRASSIA 32.950
9	66 E. MCGLINCHEY 32.955
10	17 K. MEUFFELS 32.962
11	8 M. PEREZ 32.966
12	30 G. VAN STRAALEN 32.994
13	7 J. GIMBERT 33.000
14	84 K. ALOISI 33.069
15	46 S. DI SORA 33.095
16	6 J. BUIS 33.145
17	45 F. MACAN 33.152
18	24 D. BLIN 33.178
19	3 M. GAGGI 33.240
20	2 A. CARRION 33.278
21	26 M. GENNAI 33.325
22	27 F. ROVELLI 33.712
23	18 I. OFFER 34.544
24	77 L. GRUAU 34.692

05/09/2020

These data/results cannot be reproduced, stored and/or transmitted in whole or in part by any manner of electronic, mechanical, photocopying, recording, broadcasting or otherwise now known or herein after developed without the previous express consent by the copyright owner, except for reproduction in daily press and regular printed publications on sale to the public within 60 days of the event related to those data/results and always provided that copyright symbol appears together as follows below.

© DORNA WSBK ORGANIZATION Srl 2020



Official Fuel Supplier

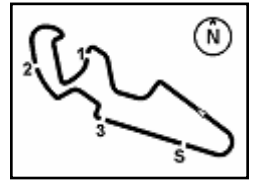


FICR PERUGIA TIMING

Official Tyre Supplier



Official Timekeeper



MotorLand Aragon 5.077 m

Pirelli Teruel Round, 4 - 6 September 2020

Ideal Times Free Practice 3rd Session Gr.A

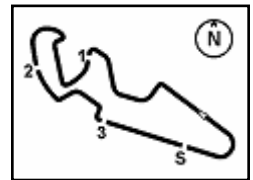
No.	Rider	Nat	Bike	Seg. 1	Seg. 2	Seg. 3	Seg. 4	Ideal Time		
				Diff. 1	Diff. 2	Diff. 3	Diff. 4	Best Lap	Pos.	Diff.
1	88 B. IERACI	ITA	Kawasaki Ninja 400	35.237	35.282 +0.062	23.137	32.587 +0.437	2'06.243 2'06.742	1	0.499
2	25 A. KROH	GER	Yamaha YZF-R3	35.365	35.054 +0.272	23.461 +0.116	32.653 +0.066	2'06.533 2'06.987	2	0.454
3	44 T. BRAMICH	AUS	Kawasaki Ninja 400	35.535	35.342 +0.073	23.510	32.668	2'07.055 2'07.128	3	0.073
4	19 V. RODRIGUEZ NUNEZ	ESP	Kawasaki Ninja 400	35.748 +0.046	35.259	23.543 +0.317	32.514 +0.345	2'07.064 2'07.772	11	0.708
5	10 U. ORRADRE	ESP	Yamaha YZF-R3	35.702 +0.049	35.378 +0.115	23.201 +0.278	32.885	2'07.166 2'07.608	7	0.442
6	30 G. VAN STRAALEN	NED	Yamaha YZF-R3	35.745	35.351 +0.025	23.111	32.994 +0.467	2'07.201 2'07.693	9	0.492
7	22 N. KALININ	UKR	Kawasaki Ninja 400	35.852	35.242	23.214 +0.088	32.917 +0.891	2'07.225 2'08.204	17	0.979
8	8 M. PEREZ	ESP	Kawasaki Ninja 400	35.658 +0.159	35.444 +0.138	23.185	32.966 +0.118	2'07.253 2'07.668	8	0.415
9	9 P. GRASSIA	ITA	Kawasaki Ninja 400	35.740 +0.062	35.366 +0.043	23.225 +0.097	32.950	2'07.281 2'07.483	6	0.202
10	66 E. MCGLINCHEY	GBR	Kawasaki Ninja 400	35.702 +0.474	35.505 +0.682	23.246	32.955 +0.202	2'07.408 2'08.766	21	1.358
11	72 A. DIAZ	ESP	Yamaha YZF-R3	35.873	35.404 +0.031	23.241	32.904	2'07.422 2'07.453	5	0.031
12	46 S. DI SORA	FRA	Kawasaki Ninja 400	35.780	35.303 +0.006	23.268 +0.045	33.095 +0.222	2'07.446 2'07.719	10	0.273
13	84 K. ALOISI	ITA	Yamaha YZF-R3	35.670	35.398	23.312	33.069	2'07.449 2'07.449	4	
14	6 J. BUIS	NED	Kawasaki Ninja 400	35.658 +0.116	35.417 +0.075	23.505 +0.026	33.145	2'07.725 2'07.942	13	0.217
15	45 F. MACAN	BRA	Yamaha YZF-R3	35.740 +0.105	35.476 +0.095	23.403	33.152 +0.060	2'07.771 2'08.031	15	0.260
16	17 K. MEUFFELS	NED	Kawasaki Ninja 400	35.779 +0.044	35.617	23.438	32.962	2'07.796 2'07.840	12	0.044
17	2 A. CARRION	ESP	Kawasaki Ninja 400	35.872 +0.001	35.338	23.328	33.278 +0.167	2'07.816 2'07.984	14	0.168
18	24 D. BLIN	POL	Yamaha YZF-R3	35.975 +0.025	35.245 +0.323	23.434	33.178	2'07.832 2'08.180	16	0.348
19	7 J. GIMBERT	FRA	Kawasaki Ninja 400	36.131 +0.102	35.370 +0.084	23.353 +0.259	33.000 +0.009	2'07.854 2'08.308	18	0.454
20	26 M. GENNAI	ITA	Yamaha YZF-R3	35.775 +0.086	35.538 +0.183	23.308 +0.165	33.325 +0.275	2'07.946 2'08.655	19	0.709
21	3 M. GAGGI	ITA	Yamaha YZF-R3	36.128 +0.214	35.598 +0.085	23.453	33.240	2'08.419 2'08.718	20	0.299
22	27 F. ROVELLI	ITA	Kawasaki Ninja 400	35.994 +0.158	35.577 +0.040	23.412	33.712	2'08.695 2'08.893	22	0.198
23	18 I. OFFER	GBR	Kawasaki Ninja 400	37.184 +0.370	36.823	24.183	34.544	2'12.734 2'13.104	23	0.370
24	77 L. GRUAU	FRA	Kawasaki Ninja 400	37.852 +0.044	37.829 +0.038	24.882 +0.284	34.692	2'15.255 2'15.621	24	0.366
	40 M. LAHOZ SENLI	ESP	Yamaha YZF-R3	One or more sectors missing						
Overall Ideal Time				35.237	35.054	23.111	32.514	2'05.916		

05/09/2020

These data/results cannot be reproduced, stored and/or transmitted in whole or in part by any manner of electronic, mechanical, photocopying, recording, broadcasting or otherwise now known or herein after developed without the previous express consent by the copyright owner, except for reproduction in daily press and regular printed publications on sale to the public within 60 days of the event related to those data/results and always provided that copyright symbol appears together as follows below.

© DORNA WSBK ORGANIZATION Srl 2020





Pirelli Teruel Round, 4 - 6 September 2020

Chronological Analysis Free Practice 3rd Session Gr.A

MotorLand Aragon 5.077 m

1 / 2

1° 88 B. IERACI (2'06.742)							
Lap	Seg.1	Seg.2	Seg.3	Seg.4	Lap Time	km/h	Local Time
1		41.664	26.636	33.945	199,6	10:02'46.702	
2	36.069	35.833	23.620	33.341	2'08.863	201,9	10:04'55.565
3	35.698	35.410	23.249	32.765	2'07.122	207,7	10:07'02.687
4	35.878	35.282	23.435	32.587	2'07.182	213,4	10:09'09.869
5	35.738	35.367	23.444	33.186	2'07.735C	210,5	10:11'17.604
6	41.749	35.602	23.415	33.022	2'13.788C	206,1	10:13'31.392
7	35.237	35.344	23.137	33.024	2'06.742	207,7	10:15'38.134

2° 25 A. KROH (2'06.987)							
Lap	Seg.1	Seg.2	Seg.3	Seg.4	Lap Time	km/h	Local Time
1		41.069	25.361	33.462	199,3	10:02'40.662	
2	35.733	35.221	23.461	33.361	2'07.776	199,3	10:04'48.438
3	41.523	35.054	24.023	32.653	2'13.253	204,2	10:07'01.691
4	35.365	35.326	23.577	32.719	2'06.987	210,1	10:09'08.678
5	35.944	35.489	24.055	33.834	2'09.322	205,7	10:11'18.000
6	41.974	35.977	23.985	39.047	2'20.983P	196,4	10:13'38.983

3° 44 T. BRAMICH (2'07.128)							
Lap	Seg.1	Seg.2	Seg.3	Seg.4	Lap Time	km/h	Local Time
1		37.020	25.395	33.716	201,9	10:02'43.776	
2	36.519	36.058	23.659	32.970	2'09.206	206,9	10:04'52.982
3	36.103	35.342	23.981	32.825	2'08.251	207,7	10:07'01.233
4	35.535	35.415	23.510	32.668	2'07.128	209,3	10:09'08.361
5	39.823	35.561	23.549	32.680	2'11.613	208,5	10:11'19.974
6	36.186	37.919	24.067	39.261	2'17.433P	183,7	10:13'37.407

4° 84 K. ALOISI (2'07.449)							
Lap	Seg.1	Seg.2	Seg.3	Seg.4	Lap Time	km/h	Local Time
1		41.331	24.993	34.053	191,5	10:02'34.135	
2	36.401	35.847	23.621	33.578	2'09.447	193,9	10:04'43.582
3	35.942	35.675	23.707	33.739	2'09.063	194,2	10:06'52.645
4	36.037	35.446	23.790	38.037	2'13.310P	193,9	10:09'05.955
5	2'48.462	39.585	23.813	33.154	4'25.014P	199,6	10:13'30.969
6	35.670	35.398	23.312	33.069	2'07.449	202,2	10:15'38.418

5° 72 A. DIAZ (2'07.453)							
Lap	Seg.1	Seg.2	Seg.3	Seg.4	Lap Time	km/h	Local Time
1		38.048	24.058	33.936	193,5	10:02'39.436	
2	36.152	35.742	23.547	33.674	2'09.115	196,7	10:04'48.551
3	41.592	35.529	23.816	33.598	2'14.535	188,8	10:07'03.086
4	35.873	35.435	23.241	32.904	2'07.453	203,4	10:09'10.539
5	36.351	35.577	23.955	33.287	2'09.170	199,3	10:11'19.709
6	35.879	35.404	23.657	40.384	2'15.324P	191,2	10:13'35.033
7	1'23.269	36.000	23.571	34.141	2'56.981P	192,9	10:16'32.014

6° 9 P. GRASSIA (2'07.483)							
Lap	Seg.1	Seg.2	Seg.3	Seg.4	Lap Time	km/h	Local Time
1		41.044	26.673	33.741	197,1	10:02'46.782	
2	36.193	35.715	23.670	33.235	2'08.813	203,4	10:04'55.595
3	35.885	35.366	23.525	33.016	2'07.792	204,5	10:07'03.387
4	35.802	35.409	23.322	32.950	2'07.483	203,0	10:09'10.870
5	36.656	35.719	23.777	33.556	2'09.708	203,4	10:11'20.578
6	35.849	36.193	28.680	33.486	2'14.208	197,4	10:13'34.786
7	35.740	35.478	23.225	33.361	2'07.804	195,7	10:15'42.590

7° 10 U. ORRADRE (2'07.608)							
Lap	Seg.1	Seg.2	Seg.3	Seg.4	Lap Time	km/h	Local Time
1		42.154	26.287	33.296	200,0	10:02'41.283	
2	35.921	35.522	23.201	33.016	2'07.660	200,0	10:04'48.943

3	35.966	37.187	25.589	33.099	2'11.841	205,7	10:07'00.784
4	35.751	35.493	23.479	32.885	2'07.608	203,0	10:09'08.392
5	35.757	35.378	23.594	34.355	2'09.084	194,2	10:11'17.476
6	35.702	38.378	23.612	33.710	2'11.402	190,5	10:13'28.878
7	35.773	1'17.253	24.466	42.579	3'00.071P	194,6	10:16'28.949

8° 8 M. PEREZ (2'07.668)							
Lap	Seg.1	Seg.2	Seg.3	Seg.4	Lap Time	km/h	Local Time
1		39.805	26.049	33.347	200,7	10:02'42.135	
2	36.066	35.532	23.213	33.127	2'07.938	204,9	10:04'50.073
3	35.736	36.210	24.739	33.281	2'09.966	201,1	10:07'00.039
4	35.658	35.444	23.337	33.379	2'07.818	201,9	10:09'07.857
5	35.852	35.802	29.150	33.001	2'13.805	204,5	10:11'21.662
6	35.961	35.485	23.415	32.966	2'07.827	203,0	10:13'29.489
7	35.817	35.582	23.185	33.084	2'07.668	203,0	10:15'37.157

9° 30 G. VAN STRAALEN (2'07.693)							
Lap	Seg.1	Seg.2	Seg.3	Seg.4	Lap Time	km/h	Local Time
1		44.377	23.631	34.072	200,4	10:04'50.458	
2	36.518	35.365	25.080	33.022	2'09.985	202,6	10:07'00.443
3	36.003	35.678	23.701	32.994	2'08.376	206,5	10:09'08.819
4	36.083	35.351	23.418	33.321	2'08.173	203,8	10:11'16.992
5	42.882	35.708	23.437	33.426	2'15.453	201,9	10:13'32.445
6	35.745	35.376	23.111	33.461	2'07.693	197,4	10:15'40.138

10° 46 S. DI SORA (2'07.719)							
Lap	Seg.1	Seg.2	Seg.3	Seg.4	Lap Time	km/h	Local Time
1		39.797	24.596	34.295	192,5	10:02'36.698	
2	36.410	35.893	23.649	39.713	2'15.665C	192,2	10:04'52.363
3	37.060	35.584	23.799	33.427	2'09.870	201,5	10:07'02.233
4	35.881	35.303	23.268	33.361	2'07.813	205,7	10:09'10.046
5	35.823	35.555	23.473	33.095	2'07.946	204,9	10:11'17.992
6	36.229	38.837	23.920	33.251	2'12.237	207,3	10:13'30.229
7	35.780	35.309	23.313	33.317	2'07.719	197,4	10:15'37.948

11° 19 V. RODRIGUEZ NUNEZ (2'07.772)							
Lap	Seg.1	Seg.2	Seg.3	Seg.4	Lap Time	km/h	Local Time
1		38.404	26.497	33.347	203,0	10:02'43.136	
2	35.846	35.520	23.723	32.860	2'07.949	207,3	10:04'51.085
3	36.596	35.334	24.953	32.514	2'09.397	209,7	10:07'00.482
4	35.794	35.259	23.860	32.859	2'07.772	203,4	10:09'08.254
5	35.824	35.553	24.362	33.684	2'09.423	208,1	10:11'17.677
6	35.748	35.696	23.577	33.410	2'08.431	196,7	10:13'26.108
7	36.258	35.634	23.543	33.341	2'08.776	196,4	10:15'34.884

12° 17 K. MEUFFELS (2'07.840)							
Lap	Seg.1	Seg.2	Seg.3	Seg.4	Lap Time	km/h	Local Time
1		36.570	24.622	33.419	201,5	10:03'20.794	
2	35.833	35.784	23.657	33.036	2'08.310	202,6	10:05'29.104
3	35.779	35.964	23.835	33.137	2'08.715	200,4	10:07'37.819
4	35.920	35.731	23.712	33.348	2'08.711	200,0	10:09'46.530
5	36.051	35.619	23.863	33.354	2'08.887	203,0	10:11'55.417
6	35.973	35.771	23.494	33.195	2'08.433	203,4	10:14'03.850
7	35.823	35.617	23.438	32.962	2'07.840	202,2	10:16'11.690

13° 6 J. BUIS (2'07.942)							
Lap	Seg.1	Seg.2	Seg.3	Seg.4	Lap Time	km/h	Local Time
1		36.315	24.064	33.431	197,4	10:03'20.313	
2	36.082	35.767	23.540	33.181	2'08.570C	199,3	10:05'28.883
3	35.938	35.744	23.709	33.946	2'09.337C	193,2	10:07'38.220
4	35.774	35.834	23.798	33.507	2'08.913	193,5	10:09'47.133
5	35.658	35.457	23.403	33.322	2'07.840C	198,9	10:11'54.973

05/09/2020 P = Pits In/Out - C = Lap Time Cancelled

These data/results cannot be reproduced, stored and/or transmitted in whole or in part by any manner of electronic, mechanical, photocopying, recording, broadcasting or otherwise now known or herein after developed without the previous express consent by the copyright owner, except for reproduction in daily press and regular printed publications on sale to the public within 60 days of the event related to those data/results and always provided that copyright symbol appears together as follows below.

© DORNA WSBK ORGANIZATION Srl 2020



Official Fuel Supplier

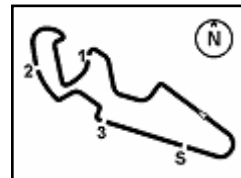


FKR PERUGIA TIMING

Official Tyre Supplier



Official Timekeeper



Pirelli Teruel Round, 4 - 6 September 2020

Chronological Analysis Free Practice 3rd Session Gr.A

MotorLand Aragon 5.077 m

2 / 2

6	35.774	35.492	23.531	33.145	2'07.942	200,4	10:14'02.915
7	35.802	35.417	23.505	33.228	2'07.952	199,6	10:16'10.867

14° 2 A. CARRION (2'07.984)							
Lap	Seg.1	Seg.2	Seg.3	Seg.4	Lap Time	km/h	Local Time
1		39.563	26.206	33.278		201,5	10:02'42.303
2	36.107	35.658	23.556	33.037	2'08.358C	207,3	10:04'50.661
3	35.909	35.475	23.360	34.143	2'08.887C	193,2	10:06'59.548
4	35.873	35.338	23.328	33.445	2'07.984	201,5	10:09'07.532
5	36.272	35.702	23.750	33.944	2'09.668C	197,8	10:11'17.200

15° 45 F. MACAN (2'08.031)							
Lap	Seg.1	Seg.2	Seg.3	Seg.4	Lap Time	km/h	Local Time
1		41.987	26.443	33.986		198,5	10:02'43.567
2	36.119	35.812	23.897	33.316	2'09.144	200,7	10:04'52.711
3	36.596	35.540	23.686	33.152	2'08.974	204,2	10:07'01.685
4	35.845	35.571	23.403	33.212	2'08.031	202,2	10:09'09.716
5	35.988	35.919	23.495	33.360	2'08.762	201,9	10:11'18.478
6	35.909	37.290	23.848	33.618	2'10.665	202,2	10:13'29.143
7	35.740	35.476	23.421	33.445	2'08.082	197,1	10:15'37.225

16° 24 D. BLIN (2'08.180)							
Lap	Seg.1	Seg.2	Seg.3	Seg.4	Lap Time	km/h	Local Time
1		38.983	25.635	33.887		197,8	10:02'42.052
2	36.632	35.632	23.471	33.290	2'09.025	201,9	10:04'51.077
3	36.104	35.245	24.506	33.207	2'09.062	204,2	10:07'00.139
4	35.975	35.294	23.768	33.481	2'08.518	200,0	10:09'08.657
5	37.549	35.932	24.540	33.236	2'11.257	200,7	10:11'19.914
6	36.418	35.793	23.650	33.539	2'09.400	202,2	10:13'29.314
7	36.000	35.568	23.434	33.178	2'08.180	199,6	10:15'37.494

17° 22 N. KALININ (2'08.204)							
Lap	Seg.1	Seg.2	Seg.3	Seg.4	Lap Time	km/h	Local Time
1		36.704	25.360	32.917		206,9	10:02'42.215
2	36.098	35.685	23.499	33.116	2'08.398C	203,0	10:04'50.613
3	36.170	35.400	23.712	33.396	2'08.678	194,6	10:06'59.291
4	35.852	35.242	23.302	33.808	2'08.204	194,2	10:09'07.495
5	35.913	35.984	23.634	34.586	2'10.117	192,9	10:11'17.612
6	36.282	36.370	23.565	34.378	2'10.595	193,9	10:13'28.207
7	35.914	35.732	23.214	33.624	2'08.484	197,4	10:15'36.691

18° 7 J. GIMBERT (2'08.308)							
Lap	Seg.1	Seg.2	Seg.3	Seg.4	Lap Time	km/h	Local Time
1		39.713	26.742	33.885		203,0	10:02'44.279
2	36.131	35.370	23.896	33.454	2'08.851	204,9	10:04'53.130
3	37.646	35.800	23.646	32.781	2'09.873C	206,9	10:07'03.003
4	37.216	35.625	23.695	33.242	2'09.778C	202,2	10:09'12.781
5	36.414	35.465	23.676	33.202	2'08.757	202,6	10:11'21.538
6	36.233	35.454	23.612	33.009	2'08.308	206,9	10:13'29.846
7	36.986	35.761	23.353	33.000	2'09.100	207,3	10:15'38.946

19° 26 M. GENNAI (2'08.655)							
Lap	Seg.1	Seg.2	Seg.3	Seg.4	Lap Time	km/h	Local Time
1		42.071	25.024	34.482		189,8	10:02'41.280
2	36.395	35.538	23.380	33.501	2'08.814	197,8	10:04'50.094
3	35.775	36.084	23.710	33.824	2'09.393	192,9	10:06'59.487
4	36.062	35.503	23.872	33.515	2'08.952C	198,5	10:09'08.439
5	35.861	35.721	23.473	33.600	2'08.655	199,3	10:11'17.094
6	37.335	36.102	23.476	34.489	2'11.402	194,2	10:13'28.496
7	36.980	35.954	23.308	33.325	2'09.567	197,1	10:15'38.063

20° 3 M. GAGGI (2'08.718)							
Lap	Seg.1	Seg.2	Seg.3	Seg.4	Lap Time	km/h	Local Time
1		44.679	24.574	34.186		193,2	10:02'40.593
2	36.752	35.943	23.938	33.779	2'10.412	200,4	10:04'51.005
3	36.529	35.825	24.746	33.441	2'10.541	202,6	10:07'01.546
4	36.342	35.683	23.453	33.240	2'08.718	205,7	10:09'10.264
5	36.333	35.598	23.412	33.344	2'08.687C	200,0	10:11'18.951
6	36.128	35.756	23.696	33.736	2'09.316	199,6	10:13'28.267
7	36.840	36.113	24.291	33.336	2'10.580	204,2	10:15'38.847

21° 66 E. MCGLINCHEY (2'08.766)							
Lap	Seg.1	Seg.2	Seg.3	Seg.4	Lap Time	km/h	Local Time
1		50.058	25.369	34.106		196,0	10:02'37.804
2	36.846	35.999	23.501	34.259	2'10.605	197,1	10:04'48.409
3	36.966	36.769	25.057	32.955	2'11.747	206,1	10:07'00.156
4	35.702	35.505	23.678	33.884	2'08.769	204,5	10:09'08.925
5	36.452	35.666	23.649	33.344	2'09.111	204,2	10:11'18.036
6	36.643	36.027	23.587	33.432	2'09.689	202,6	10:13'27.725
7	36.176	36.187	23.246	33.157	2'08.766	200,7	10:15'36.491

22° 27 F. ROVELLI (2'08.893)							
Lap	Seg.1	Seg.2	Seg.3	Seg.4	Lap Time	km/h	Local Time
1		37.194	26.239	33.910		200,4	10:02'43.962
2	36.152	35.617	23.412	33.712	2'08.893	196,0	10:04'52.855
3	35.994	35.577	23.809	33.160	2'08.540C	204,9	10:07'01.395
4	41.599	36.175	23.750	34.023	2'15.547	194,9	10:09'16.942
5	36.875	35.957	23.934	33.824	2'10.590	195,7	10:11'27.532
6	36.588	35.916	23.710	33.790	2'10.004	196,7	10:13'37.536
7	36.292	35.867	23.759	41.449	2'17.367P	194,2	10:15'54.903

23° 18 I. OFFER (2'13.104)							
Lap	Seg.1	Seg.2	Seg.3	Seg.4	Lap Time	km/h	Local Time
1		39.174	24.931	35.270		191,8	10:02'21.484
2	41.860	37.956	24.867	35.020	2'19.703	191,8	10:04'41.187
3	37.830	37.075	24.309	34.560	2'13.774	193,9	10:06'54.961
4	37.184	36.925	24.788	34.550	2'13.447	193,5	10:09'08.408
5	41.454	37.165	24.402	34.680	2'17.701	194,6	10:11'26.109
6	37.554	36.823	24.183	34.544	2'13.104	196,4	10:13'39.213
7	37.466	36.970	24.319	34.769	2'13.524	192,2	10:15'52.737

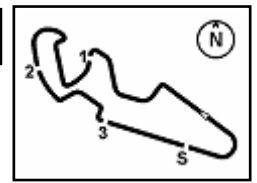
24° 77 L. GRUAU (2'15.621)							
Lap	Seg.1	Seg.2	Seg.3	Seg.4	Lap Time	km/h	Local Time
1		39.886	25.856	35.812		188,5	10:02'20.649
2	38.673	38.305	25.409	35.272	2'17.659	190,1	10:04'38.308
3	37.896	37.867	25.166	34.692	2'15.621	194,9	10:06'53.929
4	37.852	37.829	25.191	34.861	2'15.733	194,9	10:09'09.662
5	41.046	38.824	25.245	35.160	2'20.275	193,2	10:11'29.937
6	39.072	38.023	25.039	35.613	2'17.747C	191,5	10:13'47.684
7	38.514	38.000	24.882	35.247	2'16.643	189,8	10:16'04.327

05/09/2020 P = Pits In/Out - C = Lap Time Cancelled

These data/results cannot be reproduced, stored and/or transmitted in whole or in part by any manner of electronic, mechanical, photocopying, recording, broadcasting or otherwise now known or herein after developed without the previous express consent by the copyright owner, except for reproduction in daily press and regular printed publications on sale to the public within 60 days of the event related to those data/results and always provided that copyright symbol appears together as follows below.

© DORNA WSBK ORGANIZATION Srl 2020

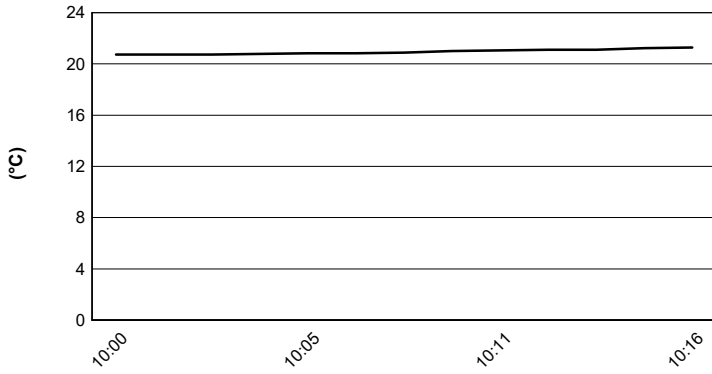




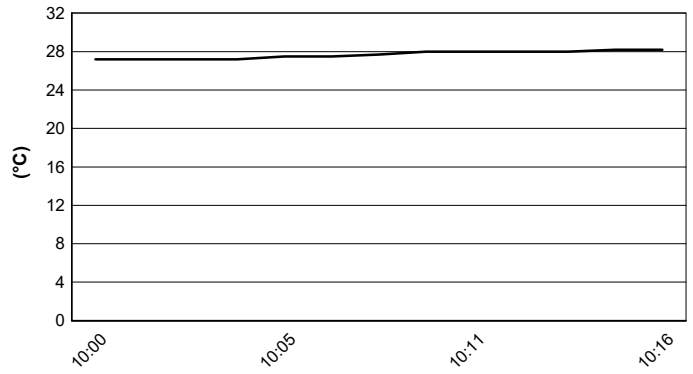
MotorLand Aragon 5.077 m

Pirelli Teruel Round, 4 - 6 September 2020
Weather Report Free Practice 3rd Session Gr.A
 Session started 10:00 - Session ended 10:16

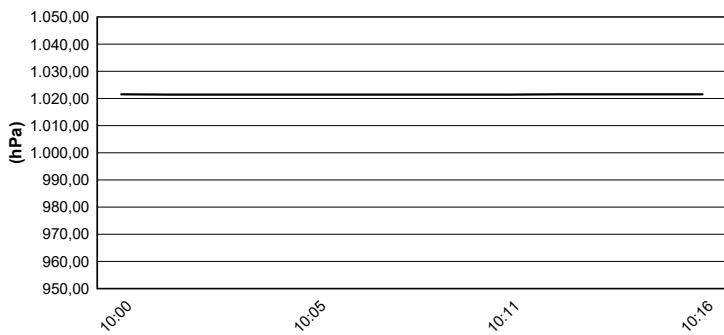
Air Temperature



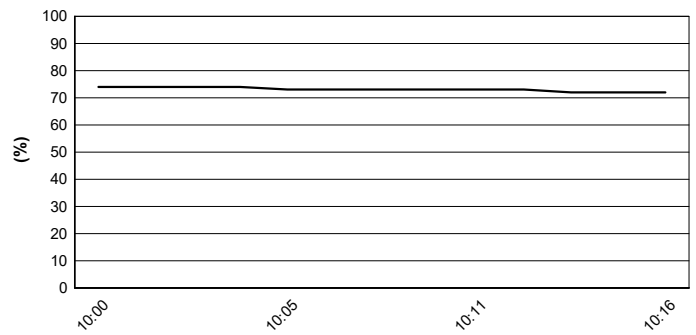
Track Temperature



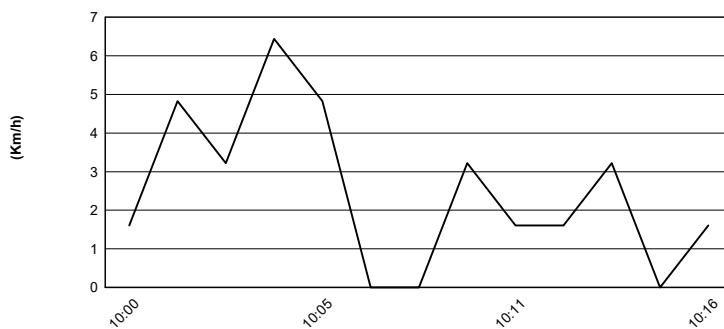
Air Pressure



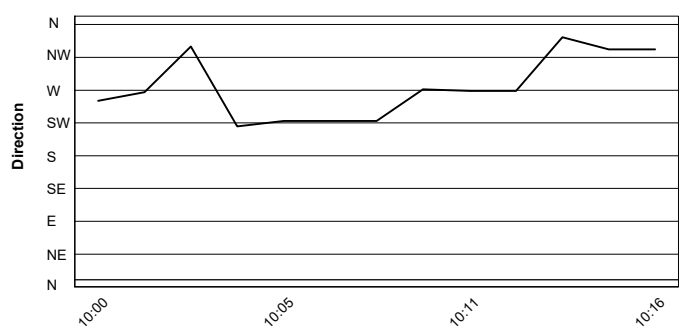
Humidity



Wind Speed



Wind Direction



05/09/2020

These data/results cannot be reproduced, stored and/or transmitted in whole or in part by any manner of electronic, mechanical, photocopying, recording, broadcasting or otherwise now known or herein after developed without the previous express consent by the copyright owner, except for reproduction in daily press and regular printed publications on sale to the public within 60 days of the event related to those data/results and always provided that copyright symbol appears together as follows below.

© DORNA WSBK ORGANIZATION Srl 2020



Official Fuel Supplier



FICR PERUGIA TIMING

Official Tyre Supplier



Official Timekeeper