

## Pirelli Teruel Round, 4 - 6 September 2020

### Results Tissot Superpole

No.	Rider	Nat	Team	Bike	Class	Time	Gap	Rel.	Laps	Speed	
										Avg	Max
1	54 B. SOFUOGLU	TUR	Biblion Motoxrcing Yamaha WorldSSP300	Yamaha YZF-R3	B	2'05.739			6	145,358	210,1
2	64 H. DE CANCELLIS	FRA	Team TRASIMENO	Yamaha YZF-R3	B	2'06.398	0.659	0.659	6	144,600	204,9
3	6 J. BUIS	NED	MTM Kawasaki MOTOPOST	Kawasaki Ninja 400	A	2'06.405	0.666	0.007	6	144,592	208,5
4	8 M. PEREZ	ESP	Prodina Ircos Team WorldSSP300	Kawasaki Ninja 400	A	2'06.429	0.690	0.024	6	144,565	204,5
5	61 Y. OKAYA	JPN	MTM Kawasaki MOTOPOST	Kawasaki Ninja 400	B	2'06.445	0.706	0.016	6	144,547	209,7
6	69 T. BOOTH-AMOS	GBR	RT Motorsports by SKM - Kawasaki	Kawasaki Ninja 400	B	2'06.452	0.713	0.007	3	144,539	206,9
7	88 B. IERACI	ITA	Kawasaki GP Project	Kawasaki Ninja 400	A	2'06.589	0.850	0.137	6	144,382	211,8
8	48 T. BRIANTI	ITA	Prodina Ircos Team WorldSSP300	Kawasaki Ninja 400	B	2'06.688	0.949	0.099	6	144,269	208,1
9	96 F. SALAC	CZE	ACCR Czech Talent Team - Willi Race	Kawasaki Ninja 400	B	2'06.790	1.051	0.102	6	144,153	197,8
10	11 A. CARRASCO	ESP	Kawasaki Provec WorldSSP300	Kawasaki Ninja 400	B	2'06.804	1.065	0.014	6	144,137	205,3
11	17 K. MEUFFELS	NED	MTM Kawasaki MOTOPOST	Kawasaki Ninja 400	A	2'06.844	1.105	0.040	5	144,092	206,1
12	99 A. HUERTAS	ESP	ProGP Racing	Yamaha YZF-R3	B	2'06.856	1.117	0.012	6	144,078	202,6
13	10 U. ORRADRE	ESP	Yamaha MS Racing	Yamaha YZF-R3	A	2'06.900	1.161	0.044	6	144,028	207,3
14	95 S. DEROUE	NED	MTM Kawasaki MOTOPOST	Kawasaki Ninja 400	B	2'06.913	1.174	0.013	6	144,014	211,4
15	25 A. KROH	GER	Yamaha MS Racing	Yamaha YZF-R3	A	2'06.958	1.219	0.045	6	143,963	212,2
16	87 T. KAWAKAMI	BRA	Yamaha MS Racing	Yamaha YZF-R3	B	2'07.028	1.289	0.070	6	143,883	201,5
17	15 A. COPPOLA	ITA	Kawasaki GP Project	Kawasaki Ninja 400	B	2'07.235	1.496	0.207	3	143,649	199,6
18	83 M. KAWAKAMI	BRA	Team Brasil AD 78	Yamaha YZF-R3	B	2'07.256	1.517	0.021	6	143,625	198,2
19	7 J. GIMBERT	FRA	GP Project	Kawasaki Ninja 400	A	2'07.336	1.597	0.080	6	143,535	208,1
20	71 T. EDWARDS	AUS	Kawasaki ParkinGO Team	Kawasaki Ninja 400	B	2'07.414	1.675	0.078	6	143,447	204,9
21	85 K. SABATUCCI	ITA	Kawasaki GP Project	Kawasaki Ninja 400	B	2'07.435	1.696	0.021	6	143,424	208,5
22	9 P. GRASSIA	ITA	Team CHIODO Moto Racing	Kawasaki Ninja 400	A	2'07.458	1.719	0.023	6	143,398	205,7
23	22 N. KALININ	UKR	Battley-RT Motorsports by SKM-Kawasaki	Kawasaki Ninja 400	A	2'07.459	1.720	0.001	6	143,397	209,3
24	52 O. KONIG	CZE	MOVISIO by Freudenberg Jr Team	Kawasaki Ninja 400	B	2'07.680	1.941	0.221	5	143,148	205,3
25	30 G. VAN STRAALLEN	NED	EAB Ten Kate Racing	Yamaha YZF-R3	A	2'07.712	1.973	0.032	5	143,113	208,1
26	26 M. GENNAI	ITA	Team BrCorse	Yamaha YZF-R3	A	2'07.728	1.989	0.016	6	143,095	206,1
27	72 A. DIAZ	ESP	Biblion Motoxrcing Yamaha WorldSSP300	Yamaha YZF-R3	A	2'07.799	2.060	0.071	6	143,015	200,4
28	84 K. ALOISI	ITA	ProGP Racing	Yamaha YZF-R3	A	2'07.809	2.070	0.010	5	143,004	202,6
29	58 I. IGLESIAS BRAVO	ESP	Scuderia Maranga Racing	Kawasaki Ninja 400	B	2'07.879	2.140	0.070	6	142,926	205,7
30	44 T. BRAMICH	AUS	Carl Cox-RT Motorsports by SKM-Kawasaki	Kawasaki Ninja 400	A	2'07.974	2.235	0.095	6	142,820	204,2

Qualifying Lap Time (107% of 2'05.739): 2'14.542

AIR	Humidity:	54%	Temp:	25°C
TRACK	Condition:	Dry	Temp:	38°C

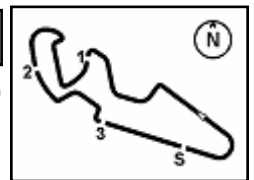
Records	Pole (QP)	2019 M.Gonzalez	2'06.938	143,990	Km/h
	Race (RC)	2019 A.Carrasco	2'07.487	143,370	Km/h
	All Times (QP)	2019 M.Gonzalez	2'06.938	143,990	Km/h

Start 05/09/2020 12:20 End 12:36 The results are provisional until the end of the time limit for protests and appeals and the completion of the technical checks.

These data/results cannot be reproduced, stored and/or transmitted in whole or in part by any manner of electronic, mechanical, photocopying, recording, broadcasting or otherwise now known or herein after developed without the previous express consent by the copyright owner, except for reproduction in daily press and regular printed publications on sale to the public within 60 days of the event related to those data/results and always provided that copyright symbol appears together as follows below.

© DORNA WSBK ORGANIZATION Srl 2020





## Pirelli Teruel Round, 4 - 6 September 2020

### Results Tissot Superpole

#### Session Highlights

Local Time	No. Rider	Description
12.20.00		Start
12.23.33	84 K. ALOISI	Crashed - Turn 1
12.23.48	84 K. ALOISI	Re-joined
12.26.54	25 A. KROH	Current Lap Cancelled - Exceeded Track Limits - Turn 3
12.27.01	26 M. GENNAI	Current Lap Cancelled - Exceeded Track Limits - Turn 5
12.27.11	58 I. IGLESIAS BRAVO	Current Lap Cancelled - Exceeded Track Limits - Turn 11
12.28.39	96 F. SALAC	On Asphalt - Re-Joined - Turn 1
12.29.40		New All Time Lap Record
12.30.01	15 A. COPPOLA	Crashed - Turn 1
12.30.01	69 T. BOOTH-AMOS	Crashed - Turn 1
12.32.15	30 G. VAN STRAALEN	On Asphalt - Re-Joined - Turn 1
12.33.06	10 U. ORRADRE	On Asphalt - Re-Joined - Turn 7
12.33.29	44 T. BRAMICH	Current Lap Cancelled - Exceeded Track Limits - Turn 10
12.35.01	25 A. KROH	Current Lap Cancelled - Exceeded Track Limits - Turn 7
12.35.11	17 K. MEUFFELS	Crashed - Turn 8
12.35.11	30 G. VAN STRAALEN	Crashed - Turn 8
12.36.36		End Of Session

#### Fastest Laps Sequence

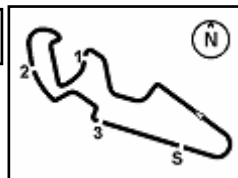
No.	Rider	Nat	Team	Bike	Local Time	Time	Gap	Avg
44	T. BRAMICH	AUS	Carl Cox-RT Motorsports by SKM-Kawasaki	Kawasaki Ninja 400	12:25'12.436	<b>2'10.175</b>		140,405
6	J. BUIS	NED	MTM Kawasaki MOTOPOST	Kawasaki Ninja 400	12:25'18.586	<b>2'06.947</b>	-3.228	143,975
88	B. IERACI	ITA	Kawasaki GP Project	Kawasaki Ninja 400	12:25'21.426	<b>2'06.798</b>	-0.149	144,144
96	F. SALAC	CZE	ACCR Czech Talent Team - Willi Race	Kawasaki Ninja 400	12:25'42.914	<b>2'06.790</b>	-0.008	144,153
6	J. BUIS	NED	MTM Kawasaki MOTOPOST	Kawasaki Ninja 400	12:27'24.991	<b>2'06.405</b>	-0.385	144,592
54	B. SOFUOGLU	TUR	Biblion Motocrossing Yamaha WorldSSP300	Yamaha YZF-R3	12:29'36.026	<b>2'05.739</b>	-0.666	145,358

Start 12:20 End 12:36 The results are provisional until the end of the time limit for protests and appeals and the completion of the technical checks.

These data/results cannot be reproduced, stored and/or transmitted in whole or in part by any manner of electronic, mechanical, photocopying, recording, broadcasting or otherwise now known or herein after developed without the previous express consent by the copyright owner, except for reproduction in daily press and regular printed publications on sale to the public within 60 days of the event related to those data/results and always provided that copyright symbol appears together as follows below.

© DORNA WSBK ORGANIZATION Srl 2020





## Pirelli Teruel Round, 4 - 6 September 2020

### Best Sectors & Speed Tissot Superpole

MotorLand Aragon 5.077 m

BEST LAP		
1	54 B. SOFUOGLU	Yamaha YZF-R3 2'05.739
2	64 H. DE CANCELLIS	Yamaha YZF-R3 2'06.398
3	6 J. BUIS	Kawasaki Ninja 400 2'06.405
4	8 M. PEREZ	Kawasaki Ninja 400 2'06.429
5	61 Y. OKAYA	Kawasaki Ninja 400 2'06.445
6	69 T. BOOTH-AMOS	Kawasaki Ninja 400 2'06.452
7	88 B. IERACI	Kawasaki Ninja 400 2'06.589
8	48 T. BRIANTI	Kawasaki Ninja 400 2'06.688
9	96 F. SALAC	Kawasaki Ninja 400 2'06.790
10	11 A. CARRASCO	Kawasaki Ninja 400 2'06.804
11	17 K. MEUFFELS	Kawasaki Ninja 400 2'06.844
12	99 A. HUERTAS	Yamaha YZF-R3 2'06.856
13	10 U. ORRADRE	Yamaha YZF-R3 2'06.900
14	95 S. DEROUE	Kawasaki Ninja 400 2'06.913
15	25 A. KROH	Yamaha YZF-R3 2'06.958
16	87 T. KAWAKAMI	Yamaha YZF-R3 2'07.028
17	15 A. COPPOLA	Kawasaki Ninja 400 2'07.235
18	83 M. KAWAKAMI	Yamaha YZF-R3 2'07.256
19	7 J. GIMBERT	Kawasaki Ninja 400 2'07.336
20	71 T. EDWARDS	Kawasaki Ninja 400 2'07.414
21	85 K. SABATUCCI	Kawasaki Ninja 400 2'07.435
22	9 P. GRASSIA	Kawasaki Ninja 400 2'07.458
23	22 N. KALININ	Kawasaki Ninja 400 2'07.459
24	52 O. KONIG	Kawasaki Ninja 400 2'07.680
25	30 G. VAN STRAALEN	Yamaha YZF-R3 2'07.712
26	26 M. GENNAI	Yamaha YZF-R3 2'07.728
27	72 A. DIAZ	Yamaha YZF-R3 2'07.799
28	84 K. ALOISI	Yamaha YZF-R3 2'07.809
29	58 I. IGLESIAS BRAVO	Kawasaki Ninja 400 2'07.879
30	44 T. BRAMICH	Kawasaki Ninja 400 2'07.974

SPEED		
1	25 A. KROH	Yamaha YZF-R3 212,2
2	88 B. IERACI	Kawasaki Ninja 400 211,8
3	95 S. DEROUE	Kawasaki Ninja 400 211,4
4	54 B. SOFUOGLU	Yamaha YZF-R3 210,1
5	61 Y. OKAYA	Kawasaki Ninja 400 209,7
6	22 N. KALININ	Kawasaki Ninja 400 209,3
7	6 J. BUIS	Kawasaki Ninja 400 208,5
8	85 K. SABATUCCI	Kawasaki Ninja 400 208,5
9	30 G. VAN STRAALEN	Yamaha YZF-R3 208,1
10	7 J. GIMBERT	Kawasaki Ninja 400 208,1
11	48 T. BRIANTI	Kawasaki Ninja 400 208,1
12	10 U. ORRADRE	Yamaha YZF-R3 207,3
13	69 T. BOOTH-AMOS	Kawasaki Ninja 400 206,9
14	26 M. GENNAI	Yamaha YZF-R3 206,1
15	17 K. MEUFFELS	Kawasaki Ninja 400 206,1
16	58 I. IGLESIAS BRAVO	Kawasaki Ninja 400 205,7
17	9 P. GRASSIA	Kawasaki Ninja 400 205,7
18	52 O. KONIG	Kawasaki Ninja 400 205,3
19	11 A. CARRASCO	Kawasaki Ninja 400 205,3
20	71 T. EDWARDS	Kawasaki Ninja 400 204,9
21	64 H. DE CANCELLIS	Yamaha YZF-R3 204,9
22	8 M. PEREZ	Kawasaki Ninja 400 204,5
23	44 T. BRAMICH	Kawasaki Ninja 400 204,2
24	99 A. HUERTAS	Yamaha YZF-R3 202,6
25	84 K. ALOISI	Yamaha YZF-R3 202,6
26	87 T. KAWAKAMI	Yamaha YZF-R3 201,5
27	72 A. DIAZ	Yamaha YZF-R3 200,4
28	15 A. COPPOLA	Kawasaki Ninja 400 199,6
29	83 M. KAWAKAMI	Yamaha YZF-R3 198,2
30	96 F. SALAC	Kawasaki Ninja 400 197,8

SEG. 1	
1	8 M. PEREZ 35.006
2	22 N. KALININ 35.051
3	88 B. IERACI 35.088
4	95 S. DEROUE 35.144
5	17 K. MEUFFELS 35.281
6	54 B. SOFUOGLU 35.309
7	64 H. DE CANCELLIS 35.317
8	87 T. KAWAKAMI 35.330
9	61 Y. OKAYA 35.357
10	6 J. BUIS 35.370
11	69 T. BOOTH-AMOS 35.374
12	10 U. ORRADRE 35.437
13	11 A. CARRASCO 35.449
14	30 G. VAN STRAALEN 35.457
15	83 M. KAWAKAMI 35.512
16	58 I. IGLESIAS BRAVO 35.528
17	96 F. SALAC 35.541
18	72 A. DIAZ 35.556
19	71 T. EDWARDS 35.562
20	15 A. COPPOLA 35.584
21	99 A. HUERTAS 35.593
22	7 J. GIMBERT 35.602
23	48 T. BRIANTI 35.636
24	84 K. ALOISI 35.659
25	26 M. GENNAI 35.663
26	85 K. SABATUCCI 35.692
27	25 A. KROH 35.693
28	9 P. GRASSIA 35.735
29	52 O. KONIG 35.806
30	44 T. BRAMICH 35.885

SEG. 2	
1	54 B. SOFUOGLU 34.672
2	6 J. BUIS 34.951
3	96 F. SALAC 34.983
4	64 H. DE CANCELLIS 34.984
5	87 T. KAWAKAMI 35.003
6	25 A. KROH 35.024
7	95 S. DEROUE 35.059
8	69 T. BOOTH-AMOS 35.086
9	30 G. VAN STRAALEN 35.093
10	48 T. BRIANTI 35.110
11	83 M. KAWAKAMI 35.113
12	17 K. MEUFFELS 35.166
13	58 I. IGLESIAS BRAVO 35.175
14	11 A. CARRASCO 35.177
15	99 A. HUERTAS 35.181
16	26 M. GENNAI 35.198
17	8 M. PEREZ 35.229
18	10 U. ORRADRE 35.247
19	7 J. GIMBERT 35.251
20	85 K. SABATUCCI 35.254
21	15 A. COPPOLA 35.261
22	9 P. GRASSIA 35.264
23	88 B. IERACI 35.295
24	44 T. BRAMICH 35.296
25	72 A. DIAZ 35.308
26	61 Y. OKAYA 35.313
27	71 T. EDWARDS 35.328
28	22 N. KALININ 35.350
29	84 K. ALOISI 35.463
30	52 O. KONIG 35.577

SEG. 3	
1	26 M. GENNAI 23.012
2	61 Y. OKAYA 23.015
3	6 J. BUIS 23.038
4	64 H. DE CANCELLIS 23.045
5	96 F. SALAC 23.046
6	11 A. CARRASCO 23.061
7	15 A. COPPOLA 23.078
8	48 T. BRIANTI 23.087
9	10 U. ORRADRE 23.089
10	69 T. BOOTH-AMOS 23.098
11	95 S. DEROUE 23.112
12	83 M. KAWAKAMI 23.144
13	72 A. DIAZ 23.149
14	99 A. HUERTAS 23.160
15	54 B. SOFUOGLU 23.184
16	17 K. MEUFFELS 23.219
17	58 I. IGLESIAS BRAVO 23.232
18	85 K. SABATUCCI 23.236
19	8 M. PEREZ 23.264
20	52 O. KONIG 23.286
21	25 A. KROH 23.297
22	9 P. GRASSIA 23.303
23	88 B. IERACI 23.305
24	7 J. GIMBERT 23.325
25	71 T. EDWARDS 23.375
26	30 G. VAN STRAALEN 23.375
27	87 T. KAWAKAMI 23.382
28	44 T. BRAMICH 23.404
29	84 K. ALOISI 23.453
30	22 N. KALININ 23.461

SEG. 4	
1	95 S. DEROUE 32.250
2	88 B. IERACI 32.277
3	61 Y. OKAYA 32.361
4	17 K. MEUFFELS 32.433
5	54 B. SOFUOGLU 32.478
6	22 N. KALININ 32.565
7	48 T. BRIANTI 32.614
8	25 A. KROH 32.644
9	71 T. EDWARDS 32.667
10	85 K. SABATUCCI 32.705
11	10 U. ORRADRE 32.714
12	30 G. VAN STRAALEN 32.734
13	6 J. BUIS 32.739
14	99 A. HUERTAS 32.748
15	52 O. KONIG 32.791
16	69 T. BOOTH-AMOS 32.797
17	8 M. PEREZ 32.811
18	7 J. GIMBERT 32.940
19	11 A. CARRASCO 32.956
20	9 P. GRASSIA 32.957
21	26 M. GENNAI 32.972
22	15 A. COPPOLA 32.981
23	87 T. KAWAKAMI 32.990
24	64 H. DE CANCELLIS 32.994
25	58 I. IGLESIAS BRAVO 32.995
26	72 A. DIAZ 33.021
27	96 F. SALAC 33.076
28	84 K. ALOISI 33.123
29	44 T. BRAMICH 33.169
30	83 M. KAWAKAMI 33.184

05/09/2020

These data/results cannot be reproduced, stored and/or transmitted in whole or in part by any manner of electronic, mechanical, photocopying, recording, broadcasting or otherwise now known or herein after developed without the previous express consent by the copyright owner, except for reproduction in daily press and regular printed publications on sale to the public within 60 days of the event related to those data/results and always provided that copyright symbol appears together as follows below.

© DORNA WSBK ORGANIZATION Srl 2020



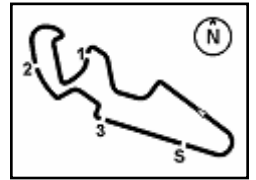
Official Fuel Supplier



Official Tyre Supplier



Official Timekeeper



MotorLand Aragon 5.077 m

## Pirelli Teruel Round, 4 - 6 September 2020

### Ideal Times Tissot Superspole

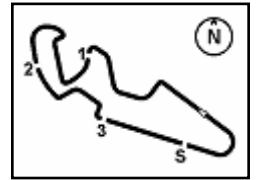
No.	Rider	Nat	Bike	Seg. 1	Seg. 2	Seg. 3	Seg. 4	Ideal Time		
				Diff. 1	Diff. 2	Diff. 3	Diff. 4	Best Lap	Pos.	Diff.
1	<b>95 S. DEROUE</b>	NED	Kawasaki Ninja 400	35.144	35.059	23.112 +0.983	<b>32.250</b> +0.365	<b>2'05.565</b> 2'06.913	14	1.348
2	<b>54 B. SOFUOGLU</b>	TUR	Yamaha YZF-R3	35.309 +0.096	<b>34.672</b>	23.184	32.478	<b>2'05.643</b> 2'05.739	1	0.096
3	<b>88 B. IERACI</b>	ITA	Kawasaki Ninja 400	35.088 +0.534	35.295 +0.057	23.305 +0.033	32.277	<b>2'05.965</b> 2'06.589	7	0.624
4	<b>61 Y. OKAYA</b>	JPN	Kawasaki Ninja 400	35.357 +0.399	35.313	23.015	32.361	<b>2'06.046</b> 2'06.445	5	0.399
5	<b>6 J. BUIS</b>	NED	Kawasaki Ninja 400	35.370 +0.105	34.951	23.038 +0.202	32.739	<b>2'06.098</b> 2'06.405	3	0.307
6	<b>17 K. MEUFFELS</b>	NED	Kawasaki Ninja 400	35.281 +0.745	35.166	23.219	32.433	<b>2'06.099</b> 2'06.844	11	0.745
7	<b>8 M. PEREZ</b>	ESP	Kawasaki Ninja 400	<b>35.006</b>	35.229 +0.119	23.264	32.811	<b>2'06.310</b> 2'06.429	4	0.119
8	<b>64 H. DE CANCELLIS</b>	FRA	Yamaha YZF-R3	35.317	34.984	23.045 +0.002	32.994 +0.056	<b>2'06.340</b> 2'06.398	2	0.058
9	<b>69 T. BOOTH-AMOS</b>	GBR	Kawasaki Ninja 400	35.374	35.086	23.098 +0.044	32.797 +0.053	<b>2'06.355</b> 2'06.452	6	0.097
10	<b>22 N. KALININ</b>	UKR	Kawasaki Ninja 400	35.051	35.350	23.461 +0.685	32.565 +0.347	<b>2'06.427</b> 2'07.459	23	1.032
11	<b>48 T. BRIANTI</b>	ITA	Kawasaki Ninja 400	35.636 +0.241	35.110	23.087	32.614	<b>2'06.447</b> 2'06.688	8	0.241
12	<b>10 U. ORRADRE</b>	ESP	Yamaha YZF-R3	35.437	35.247 +0.026	23.089	32.714 +0.387	<b>2'06.487</b> 2'06.900	13	0.413
13	<b>11 A. CARRASCO</b>	ESP	Kawasaki Ninja 400	35.449	35.177 +0.100	23.061 +0.061	32.956	<b>2'06.643</b> 2'06.804	10	0.161
14	<b>96 F. SALAC</b>	CZE	Kawasaki Ninja 400	35.541	34.983	23.046 +0.144	33.076	<b>2'06.646</b> 2'06.790	9	0.144
15	<b>25 A. KROH</b>	GER	Yamaha YZF-R3	35.693	35.024	23.297 +0.300	32.644	<b>2'06.658</b> 2'06.958	15	0.300
16	<b>30 G. VAN STRAALEN</b>	NED	Yamaha YZF-R3	35.457 +0.299	35.093	23.375 +0.475	32.734 +0.279	<b>2'06.659</b> 2'07.712	25	1.053
17	<b>99 A. HUERTAS</b>	ESP	Yamaha YZF-R3	35.593	35.181 +0.174	23.160	32.748	<b>2'06.682</b> 2'06.856	12	0.174
18	<b>87 T. KAWAKAMI</b>	BRA	Yamaha YZF-R3	35.330	35.003 +0.079	23.382 +0.244	32.990	<b>2'06.705</b> 2'07.028	16	0.323
19	<b>26 M. GENNAI</b>	ITA	Yamaha YZF-R3	35.663	35.198 +0.268	<b>23.012</b> +0.379	32.972 +0.236	<b>2'06.845</b> 2'07.728	26	0.883
20	<b>85 K. SABATUCCI</b>	ITA	Kawasaki Ninja 400	35.692	35.254	23.236 +0.171	32.705 +0.377	<b>2'06.887</b> 2'07.435	21	0.548
21	<b>15 A. COPPOLA</b>	ITA	Kawasaki Ninja 400	35.584 +0.331	35.261	23.078	32.981	<b>2'06.904</b> 2'07.235	17	0.331
22	<b>58 I. IGLESIAS BRAVO</b>	ESP	Kawasaki Ninja 400	35.528 +0.147	35.175 +0.232	23.232 +0.404	32.995 +0.166	<b>2'06.930</b> 2'07.879	29	0.949
23	<b>71 T. EDWARDS</b>	AUS	Kawasaki Ninja 400	35.562	35.328 +0.066	23.375 +0.034	32.667 +0.382	<b>2'06.932</b> 2'07.414	20	0.482
24	<b>83 M. KAWAKAMI</b>	BRA	Yamaha YZF-R3	35.512 +0.260	35.113 +0.043	23.144	33.184	<b>2'06.953</b> 2'07.256	18	0.303
25	<b>72 A. DIAZ</b>	ESP	Yamaha YZF-R3	35.556	35.308	23.149	33.021 +0.765	<b>2'07.034</b> 2'07.799	27	0.765
26	<b>7 J. GIMBERT</b>	FRA	Kawasaki Ninja 400	35.602	35.251	23.325 +0.128	32.940 +0.090	<b>2'07.118</b> 2'07.336	19	0.218
27	<b>9 P. GRASSIA</b>	ITA	Kawasaki Ninja 400	35.735	35.264	23.303 +0.004	32.957 +0.195	<b>2'07.259</b> 2'07.458	22	0.199
28	<b>52 O. KONIG</b>	CZE	Kawasaki Ninja 400	35.806 +0.220	35.577	23.286	32.791	<b>2'07.460</b> 2'07.680	24	0.220
29	<b>84 K. ALOISI</b>	ITA	Yamaha YZF-R3	35.659	35.463	23.453	33.123 +0.111	<b>2'07.698</b> 2'07.809	28	0.111
30	<b>44 T. BRAMICH</b>	AUS	Kawasaki Ninja 400	35.885 +0.156	35.296	23.404 +0.064	33.169	<b>2'07.754</b> 2'07.974	30	0.220
<b>Overall Ideal Time</b>				<b>35.006</b>	<b>34.672</b>	<b>23.012</b>	<b>32.250</b>	<b>2'04.940</b>		

05/09/2020

These data/results cannot be reproduced, stored and/or transmitted in whole or in part by any manner of electronic, mechanical, photocopying, recording, broadcasting or otherwise now known or herein after developed without the previous express consent by the copyright owner, except for reproduction in daily press and regular printed publications on sale to the public within 60 days of the event related to those data/results and always provided that copyright symbol appears together as follows below.

© DORNA WSBK ORGANIZATION Srl 2020





## Pirelli Teruel Round, 4 - 6 September 2020

### Chronological Analysis Tissot Superpole

1° 54 B. SOFUOGLU (2'05.739)							
Lap	Seg.1	Seg.2	Seg.3	Seg.4	Lap Time	km/h	Local Time
1		36.583	37.332	37.446	160,2	12:23'12.480	
2	35.324	35.597	23.947	33.056	2'07.924	193,9	12:25'20.404
3	35.381	35.585	26.428	32.489	2'09.883	<b>210,1</b>	12:27'30.287
4	35.405	<b>34.672</b>	<b>23.184</b>	<b>32.478</b>	<b>2'05.739</b>	204,2	12:29'36.026
5	<b>35.309</b>	35.214	23.523	33.379	2'07.425	198,9	12:31'43.451
6	36.138	35.974	31.199	33.243	2'16.554	195,7	12:34'00.005
7	35.411	35.315	25.472	43.915	2'20.113P	192,5	12:36'20.118

2° 64 H. DE CANCELLIS (2'06.398)							
Lap	Seg.1	Seg.2	Seg.3	Seg.4	Lap Time	km/h	Local Time
1		36.918	30.613	34.690	194,6	12:23'19.227	
2	35.740	35.426	23.318	33.149	2'07.633	197,4	12:25'26.860
3	35.556	35.124	23.072	<b>32.994</b>	2'06.746	198,9	12:27'33.606
4	<b>35.317</b>	<b>34.984</b>	23.047	33.050	<b>2'06.398</b>	200,4	12:29'40.004
5	35.389	35.034	<b>23.045</b>	33.173	2'06.641	198,9	12:31'46.645
6	35.421	35.512	23.168	33.964	2'08.065	<b>204,9</b>	12:33'54.710
7	36.157	37.873	24.116	35.035	2'13.181	187,8	12:36'07.891

3° 6 J. BUIS (2'06.405)							
Lap	Seg.1	Seg.2	Seg.3	Seg.4	Lap Time	km/h	Local Time
1		39.684	28.941	37.826	159,8	12:23'11.639	
2	35.464	35.504	<b>23.038</b>	32.941	2'06.947	199,6	12:25'18.586
3	35.475	<b>34.951</b>	23.240	<b>32.739</b>	<b>2'06.405</b>	199,3	12:27'24.991
4	36.436	36.681	24.182	32.907	2'10.206	<b>208,5</b>	12:29'35.197
5	35.740	35.220	23.731	33.960	2'08.651	194,9	12:31'43.848
6	35.869	35.931	24.042	32.867	2'08.709	199,3	12:33'52.557
7	<b>35.370</b>	35.116	23.064	32.942	2'06.492	199,6	12:35'59.049

4° 8 M. PEREZ (2'06.429)							
Lap	Seg.1	Seg.2	Seg.3	Seg.4	Lap Time	km/h	Local Time
1		41.375	28.187	37.500	159,1	12:23'12.927	
2	35.904	35.299	23.390	32.835	2'07.428	203,8	12:25'20.355
3	36.210	35.383	23.354	33.040	2'07.987	202,6	12:27'28.342
4	<b>35.006</b>	35.348	<b>23.264</b>	<b>32.811</b>	<b>2'06.429</b>	202,6	12:29'34.771
5	36.087	38.918	24.403	33.143	2'12.551	201,5	12:31'47.322
6	35.781	<b>35.229</b>	23.768	33.015	2'07.793	<b>204,5</b>	12:33'55.115
7	39.379	36.881	24.094	33.226	2'13.580	199,3	12:36'08.695

5° 61 Y. OKAYA (2'06.445)							
Lap	Seg.1	Seg.2	Seg.3	Seg.4	Lap Time	km/h	Local Time
1		40.612	29.066	37.326	180,0	12:23'13.569	
2	36.202	35.716	23.501	32.447	2'07.866	<b>209,7</b>	12:25'21.435
3	35.756	<b>35.313</b>	<b>23.015</b>	<b>32.361</b>	<b>2'06.445</b>	207,3	12:27'27.880
4	<b>35.357</b>	35.340	23.917	33.012	2'07.626	207,3	12:29'35.506
5	37.463	35.372	23.558	33.724	2'10.117	192,5	12:31'45.623
6	35.599	35.480	23.630	33.118	2'07.827	204,9	12:33'53.450
7	39.823	35.966	23.809	33.065	2'12.663	205,3	12:36'06.113

6° 69 T. BOOTH-AMOS (2'06.452)							
Lap	Seg.1	Seg.2	Seg.3	Seg.4	Lap Time	km/h	Local Time
1		40.305	28.541	39.542	159,5	12:23'11.530	
2	35.878	35.288	<b>23.098</b>	33.008	2'07.272	202,6	12:25'18.802
3	<b>35.374</b>	<b>35.086</b>	23.142	32.850	<b>2'06.452</b>	200,4	12:27'25.254
4	36.038	37.050	24.275	<b>32.797</b>	2'10.160	<b>206,9</b>	12:29'35.414

7° 88 B. IERACI (2'06.589)							
Lap	Seg.1	Seg.2	Seg.3	Seg.4	Lap Time	km/h	Local Time
1		40.226	29.637	35.166	201,1	12:23'14.628	
2	35.456	35.422	23.356	32.564	2'06.798	210,9	12:25'21.426

3	35.622	35.352	23.338	<b>32.277</b>	<b>2'06.589</b>	<b>211,8</b>	12:27'28.015
4	<b>35.088</b>	35.427	23.341	32.804	2'06.660	203,0	12:29'34.675
5	42.817	35.424	23.442	33.556	2'15.239	197,8	12:31'49.914
6	35.624	<b>35.295</b>	<b>23.305</b>	32.566	2'06.790	206,5	12:33'56.704
7	35.396	36.920	23.454	32.717	2'08.487	209,3	12:36'05.191

8° 48 T. BRIANTI (2'06.688)							
Lap	Seg.1	Seg.2	Seg.3	Seg.4	Lap Time	km/h	Local Time
1		42.181	28.990	35.468	194,9	12:23'17.617	
2	36.194	35.441	23.234	33.323	2'08.192	199,3	12:25'25.809
3	<b>35.636</b>	35.150	23.092	33.071	2'06.949	201,9	12:27'32.758
4	35.745	35.933	23.506	32.791	2'07.975	205,7	12:29'40.733
5	<b>35.877</b>	<b>35.110</b>	<b>23.087</b>	<b>32.614</b>	<b>2'06.688</b>	<b>208,1</b>	12:31'47.421
6	35.767	35.652	23.817	33.848	2'09.084	200,7	12:33'56.505
7	36.376	36.325	24.393	34.565	2'11.659	190,5	12:36'08.164

9° 96 F. SALAC (2'06.790)							
Lap	Seg.1	Seg.2	Seg.3	Seg.4	Lap Time	km/h	Local Time
1		35.423	23.169	34.220	189,1	12:23'36.124	
2	<b>35.541</b>	<b>34.983</b>	23.190	<b>33.076</b>	<b>2'06.790</b>	197,1	12:25'42.914
3	35.578	35.230	<b>23.046</b>	33.185	2'07.039	196,7	12:27'49.953
4	38.509	35.318	23.384	33.446	2'10.657	<b>197,8</b>	12:30'00.610
5	35.703	35.374	23.692	34.027	2'08.796	196,0	12:32'09.406
6	36.113	36.349	23.525	34.535	2'10.522	180,9	12:34'19.928
7	35.856	35.381	23.143	33.606	2'07.986	<b>197,8</b>	12:36'27.914

10° 11 A. CARRASCO (2'06.804)							
Lap	Seg.1	Seg.2	Seg.3	Seg.4	Lap Time	km/h	Local Time
1		35.689	23.959	34.283	185,9	12:23'35.602	
2	35.680	<b>35.177</b>	<b>23.061</b>	33.114	2'07.032	198,5	12:25'42.634
3	35.693	35.370	23.570	33.837	2'08.470	195,7	12:27'51.104
4	35.689	36.103	24.040	34.437	2'10.269	195,7	12:30'01.373
5	35.553	35.190	23.415	33.214	2'07.372	200,4	12:32'08.745
6	38.379	35.682	23.999	34.037	2'12.097	180,0	12:34'20.842
7	<b>35.449</b>	35.277	23.122	<b>32.956</b>	<b>2'06.804</b>	<b>205,3</b>	12:36'27.646

11° 17 K. MEUFFELS (2'06.844)							
Lap	Seg.1	Seg.2	Seg.3	Seg.4	Lap Time	km/h	Local Time
1		39.287	28.780	37.682	161,2	12:23'12.575	
2	35.917	35.244	24.114	32.932	2'08.207	196,7	12:25'20.782
3	36.026	<b>35.166</b>	<b>23.219</b>	<b>32.433</b>	<b>2'06.844</b>	<b>206,1</b>	12:27'27.626
4	<b>35.281</b>	35.497	23.274	32.929	2'06.981	200,4	12:29'34.607
5	36.373	36.283	23.630	33.812	2'10.098	191,5	12:31'44.705
6	35.390	35.572	23.643	34.733	2'09.338	192,5	12:33'54.043

12° 99 A. HUERTAS (2'06.856)							
Lap	Seg.1	Seg.2	Seg.3	Seg.4	Lap Time	km/h	Local Time
1		36.412	29.884	34.934	193,5	12:23'18.618	
2	36.027	35.470	23.479	33.289	2'08.265	197,1	12:25'26.883
3	35.957	35.331	23.284	32.985	2'07.557	200,4	12:27'34.440
4	35.883	35.382	23.273	33.232	2'07.770	200,7	12:29'42.210
5	35.700	<b>35.181</b>	23.403	33.344	2'07.628	196,7	12:31'49.838
6	<b>35.593</b>	35.355	<b>23.160</b>	<b>32.748</b>	<b>2'06.856</b>	200,7	12:33'56.694
7	35.645	35.880	23.447	32.897	2'07.869	<b>202,6</b>	12:36'04.563

13° 10 U. ORRADRE (2'06.900)							
Lap	Seg.1	Seg.2	Seg.3	Seg.4	Lap Time	km/h	Local Time
1		41.695	29.309	38.201	161,7	12:23'12.198	
2	35.827	<b>35.247</b>	23.888	32.769	2'07.731	204,9	12:25'19.929
3	<b>35.437</b>	35.273	<b>23.089</b>	33.101	<b>2'06.900</b>	199,6	12:27'26.829
4	<b>35.437</b>	35.888	24.705	<b>32.714</b>	2'08.744	<b>207,3</b>	12:29'35.573
5	35.676	35.537	23.454	33.419	2'08.086	197,1	12:31'43.659

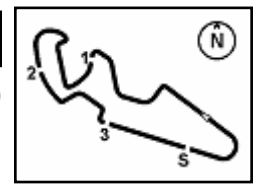
05/09/2020 P = Pits In/Out - C = Lap Time Cancelled

These data/results cannot be reproduced, stored and/or transmitted in whole or in part by any manner of electronic, mechanical, photocopying, recording, broadcasting or otherwise now known or herein after developed without the previous express consent by the copyright owner, except for reproduction in daily press and regular printed publications on sale to the public within 60 days of the event related to those data/results and always provided that copyright symbol appears together as follows below.

© DORNA WSBK ORGANIZATION Srl 2020







## Pirelli Teruel Round, 4 - 6 September 2020

### Chronological Analysis Tissot Superpole

MotorLand Aragon 5.077 m

6	35.943	38.097	23.395	33.145	2'10.580	<b>207,3</b>	12:33'54.239
7	36.285	35.883	24.137	34.536	2'10.841	181,8	12:36'05.080

14° 95 S. DEROUE (2'06.913)							
Lap	Seg.1	Seg.2	Seg.3	Seg.4	Lap Time	km/h	Local Time
1		47.200	28.764	37.344		161,7	12:23'13.101
2	36.504	35.421	23.409	33.182	2'08.516	198,2	12:25'21.617
3	36.022	35.816	<b>23.112</b>	<b>32.250</b>	2'07.200	<b>211,4</b>	12:27'28.817
4	<b>35.144</b>	<b>35.059</b>	24.095	32.615	<b>2'06.913</b>	205,3	12:29'35.730
5	35.463	35.543	27.311	32.973	2'11.290	201,1	12:31'47.020
6	35.852	35.165	23.436	33.069	2'07.522	204,9	12:33'54.542
7	35.746	35.958	23.744	35.498	2'10.946	182,4	12:36'05.488

15° 25 A. KROH (2'06.958)							
Lap	Seg.1	Seg.2	Seg.3	Seg.4	Lap Time	km/h	Local Time
1		40.288	28.272	37.469		158,6	12:23'10.171
2	36.508	35.834	23.819	33.882	2'10.043	197,8	12:25'20.214
3	36.376	36.358	23.178	32.767	2'08.679C	205,7	12:27'28.893
4	<b>35.693</b>	<b>35.024</b>	23.597	<b>32.644</b>	<b>2'06.958</b>	<b>212,2</b>	12:29'35.851
5	35.771	35.449	<b>23.297</b>	33.409	2'07.926	202,2	12:31'43.777
6	35.991	36.187	24.023	34.372	2'10.573	189,8	12:33'54.350
7	36.335	35.747	23.723	33.600	2'09.405C	199,3	12:36'03.755

16° 87 T. KAWAKAMI (2'07.028)							
Lap	Seg.1	Seg.2	Seg.3	Seg.4	Lap Time	km/h	Local Time
1		35.998	23.754	33.643		191,8	12:23'34.572
2	36.116	35.709	23.846	33.103	2'08.774	194,2	12:25'43.346
3	<b>35.330</b>	35.082	23.626	<b>32.990</b>	<b>2'07.028</b>	198,2	12:27'50.374
4	35.914	35.364	25.907	34.189	2'11.374	189,5	12:30'01.748
5	35.537	<b>35.003</b>	<b>23.382</b>	33.312	2'07.234	<b>201,5</b>	12:32'08.982
6	36.258	36.202	23.480	33.830	2'09.770	190,8	12:34'18.752
7	37.800	36.279	23.690	33.434	2'11.203	195,3	12:36'29.955

17° 15 A. COPPOLA (2'07.235)							
Lap	Seg.1	Seg.2	Seg.3	Seg.4	Lap Time	km/h	Local Time
1		40.183	30.423	37.243		165,9	12:23'11.858
2	35.793	35.324	23.547	33.149	2'07.813	<b>199,6</b>	12:25'19.671
3	35.915	<b>35.261</b>	<b>23.078</b>	<b>32.981</b>	<b>2'07.235</b>	199,3	12:27'26.906
4	<b>35.584</b>	35.647	23.345	33.689	2'08.265	197,1	12:29'35.171

18° 83 M. KAWAKAMI (2'07.256)							
Lap	Seg.1	Seg.2	Seg.3	Seg.4	Lap Time	km/h	Local Time
1		35.604	23.461	33.489		196,7	12:23'35.588
2	35.772	35.156	<b>23.144</b>	<b>33.184</b>	<b>2'07.256</b>	196,0	12:25'42.844
3	35.566	35.697	23.492	33.745	2'08.500	196,0	12:27'51.344
4	<b>35.512</b>	<b>35.113</b>	23.202	34.410	2'08.237	188,2	12:29'59.581
5	35.894	35.538	23.264	36.340	2'11.036	164,1	12:32'10.617
6	35.703	35.401	23.378	33.625	2'08.107	191,8	12:34'18.724
7	36.409	35.709	23.232	33.754	2'09.104	<b>198,2</b>	12:36'27.828

19° 7 J. GIMBERT (2'07.336)							
Lap	Seg.1	Seg.2	Seg.3	Seg.4	Lap Time	km/h	Local Time
1		39.810	29.649	35.153		202,2	12:23'14.890
2	35.940	35.910	23.395	33.644	2'08.889	203,0	12:25'23.779
3	36.212	35.694	<b>23.325</b>	33.206	2'08.437	202,2	12:27'32.216
4	35.985	35.662	23.434	<b>32.940</b>	2'08.021	<b>208,1</b>	12:29'40.237
5	<b>35.602</b>	<b>35.251</b>	23.453	33.030	<b>2'07.336</b>	203,0	12:31'47.573
6	35.989	35.691	23.694	32.952	2'08.326	203,8	12:33'55.899
7	35.897	36.279	23.878	34.299	2'10.353	204,5	12:36'06.252

20° 71 T. EDWARDS (2'07.414)							
Lap	Seg.1	Seg.2	Seg.3	Seg.4	Lap Time	km/h	Local Time
1		41.865	29.833	36.746		179,1	12:23'13.846
2	36.348	35.575	<b>23.375</b>	<b>32.667</b>	2'07.965	203,0	12:25'21.811
3	35.688	36.164	23.513	33.101	2'08.466	<b>204,9</b>	12:27'30.277
4	35.792	<b>35.328</b>	23.553	32.803	2'07.476	203,8	12:29'37.753
5	<b>35.562</b>	35.394	23.409	33.049	<b>2'07.414</b>	194,6	12:31'45.167
6	35.722	35.496	25.151	33.786	2'10.155	202,6	12:33'55.322
7	35.785	36.515	23.904	34.349	2'10.553	196,0	12:36'05.875

21° 85 K. SABATUCCI (2'07.435)							
Lap	Seg.1	Seg.2	Seg.3	Seg.4	Lap Time	km/h	Local Time
1		41.329	28.937	37.315		180,9	12:23'15.056
2	35.986	35.442	<b>23.236</b>	32.844	2'07.508	204,9	12:25'22.564
3	35.873	35.433	23.560	<b>32.705</b>	2'07.571	208,1	12:27'30.135
4	35.887	35.383	23.381	32.883	2'07.534	<b>208,5</b>	12:29'37.669
5	<b>35.692</b>	<b>35.254</b>	23.407	33.082	<b>2'07.435</b>	204,9	12:31'45.104
6	36.792	36.054	23.810	33.340	2'09.996	203,8	12:33'55.100
7	36.035	35.840	24.418	34.934	2'11.227	196,7	12:36'06.327

22° 9 P. GRASSIA (2'07.458)							
Lap	Seg.1	Seg.2	Seg.3	Seg.4	Lap Time	km/h	Local Time
1		41.102	29.313	36.312		195,7	12:23'15.628
2	36.290	36.280	<b>23.303</b>	33.114	2'08.987	<b>205,7</b>	12:25'22.615
3	35.849	35.664	23.424	<b>32.957</b>	2'07.894	204,9	12:27'30.509
4	35.818	35.393	23.426	33.022	2'07.659	204,5	12:29'38.168
5	<b>35.735</b>	<b>35.264</b>	23.307	33.152	<b>2'07.458</b>	204,5	12:31'45.626
6	35.976	35.998	24.313	33.396	2'09.683	203,4	12:33'55.309
7	36.607	36.556	23.684	33.666	2'10.513	201,5	12:36'05.822

23° 22 N. KALININ (2'07.459)							
Lap	Seg.1	Seg.2	Seg.3	Seg.4	Lap Time	km/h	Local Time
1		41.120	28.201	38.693		154,5	12:23'10.916
2	35.949	35.895	24.301	33.191	2'09.336	200,7	12:25'20.252
3	36.399	35.779	<b>23.461</b>	<b>32.565</b>	2'08.204	208,1	12:27'28.456
4	<b>35.051</b>	<b>35.350</b>	24.146	32.912	<b>2'07.459</b>	206,9	12:29'35.915
5	36.211	35.427	23.573	33.877	2'09.088	193,9	12:31'45.003
6	36.041	35.628	23.985	33.754	2'09.408	201,1	12:33'54.411
7	37.539	36.902	23.777	32.784	2'11.002	<b>209,3</b>	12:36'05.413

24° 52 O. KONIG (2'07.680)							
Lap	Seg.1	Seg.2	Seg.3	Seg.4	Lap Time	km/h	Local Time
1		41.668	29.492	37.056		170,3	12:23'13.697
2	36.026	<b>35.577</b>	<b>23.286</b>	<b>32.791</b>	<b>2'07.680</b>	<b>205,3</b>	12:25'21.377
3	36.002	35.959	28.867	33.354	2'14.182	200,4	12:27'35.559
4	<b>35.806</b>	35.780	23.770	33.529	2'08.885	198,9	12:29'44.444
5	36.048	36.026	23.993	41.454	2'17.521P	191,5	12:32'01.965
6	1'41.657	53.071	31.064	38.630	3'44.422P	184,3	12:35'46.387

25° 30 G. VAN STRAALLEN (2'07.712)							
Lap	Seg.1	Seg.2	Seg.3	Seg.4	Lap Time	km/h	Local Time
1		40.453	36.893	36.788		178,5	12:23'13.182
2	35.756	35.465	23.743	33.050	2'08.014	203,8	12:25'21.196
3	35.780	35.944	<b>23.375</b>	<b>32.734</b>	2'07.833	<b>208,1</b>	12:27'29.029
4	35.756	<b>35.093</b>	23.850	33.013	<b>2'07.712</b>	204,9	12:29'36.741
5	35.562	35.547	23.400	33.210	2'07.719	200,0	12:31'44.460
6	38.974	35.847	23.819	32.878	2'11.518	204,9	12:33'55.978

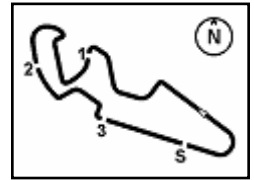
26° 26 M. GENNAI (2'07.728)							
Lap	Seg.1	Seg.2	Seg.3	Seg.4	Lap Time	km/h	Local Time
1		40.318	29.553	38.155		163,9	12:23'12.463
2	36.286	35.454	23.741	<b>32.972</b>	2'08.453	202,6	12:25'20.916

05/09/2020 P = Pits In/Out - C = Lap Time Cancelled

These data/results cannot be reproduced, stored and/or transmitted in whole or in part by any manner of electronic, mechanical, photocopying, recording, broadcasting or otherwise now known or herein after developed without the previous express consent by the copyright owner, except for reproduction in daily press and regular printed publications on sale to the public within 60 days of the event related to those data/results and always provided that copyright symbol appears together as follows below.

© DORNA WSBK ORGANIZATION Srl 2020





## Pirelli Teruel Round, 4 - 6 September 2020

### Chronological Analysis Tissot Superpole

3	36.148	36.303	23.401	33.040	2'08.892C	202,6	12:27'29.808
4	36.377	<b>35.198</b>	<b>23.012</b>	33.333	2'07.920	200,7	12:29'37.728
5	<b>35.663</b>	35.466	23.391	33.208	<b>2'07.728</b>	195,3	12:31'45.456
6	35.882	35.474	23.587	33.099	2'08.042	<b>206,1</b>	12:33'53.498
7	37.119	35.755	23.948	33.377	2'10.199	198,2	12:36'03.697

27° 72 A. DIAZ (2'07.799)							
Lap	Seg.1	Seg.2	Seg.3	Seg.4	Lap Time	km/h	Local Time
1		39.730	25.018	33.928		192,2	12:23'03.332
2	36.161	35.654	23.206	40.515	2'15.536P	191,8	12:25'18.868
3	57.023	37.142	23.447	34.368	2'31.980P	184,3	12:27'50.848
4	<b>35.556</b>	<b>35.308</b>	<b>23.149</b>	33.786	<b>2'07.799</b>	194,9	12:29'58.647
5	39.064	35.675	23.197	33.328	2'11.264	197,8	12:32'09.911
6	35.741	36.170	23.954	34.238	2'10.103	180,6	12:34'20.014
7	36.022	35.669	23.268	<b>33.021</b>	2'07.980	<b>200,4</b>	12:36'27.994

28° 84 K. ALOISI (2'07.809)							
Lap	Seg.1	Seg.2	Seg.3	Seg.4	Lap Time	km/h	Local Time
1		39.852	26.709	38.027		159,1	12:23'08.376
2	52.312	36.595	23.864	39.427	2'32.198P	193,5	12:25'40.574
3	2'19.374	42.890	23.814	33.834	3'59.912P	198,5	12:29'40.486
4	36.447	35.908	23.903	33.423	2'09.681	200,0	12:31'50.167
5	<b>35.659</b>	<b>35.463</b>	<b>23.453</b>	33.234	<b>2'07.809</b>	200,7	12:33'57.976
6	35.884	35.586	23.801	<b>33.123</b>	2'08.394	<b>202,6</b>	12:36'06.370

29° 58 I. IGLESIAS BRAVO (2'07.879)							
Lap	Seg.1	Seg.2	Seg.3	Seg.4	Lap Time	km/h	Local Time
1		39.464	29.181	37.823		165,1	12:23'12.029
2	35.675	35.407	23.636	33.161	<b>2'07.879</b>	202,2	12:25'19.908
3	35.772	<b>35.175</b>	23.286	32.876	2'07.109C	203,8	12:27'27.017
4	<b>35.528</b>	35.898	24.285	<b>32.995</b>	2'08.706	<b>205,7</b>	12:29'35.723
5	36.078	35.539	<b>23.232</b>	33.400	2'08.249	201,5	12:31'43.972
6	35.963	36.066	23.797	33.850	2'09.676	193,2	12:33'53.648
7	36.364	35.794	23.245	34.561	2'09.964	191,2	12:36'03.612

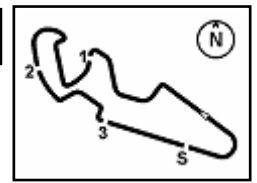
30° 44 T. BRAMICH (2'07.974)							
Lap	Seg.1	Seg.2	Seg.3	Seg.4	Lap Time	km/h	Local Time
1		37.653	25.918	35.218		190,5	12:23'02.261
2	36.636	36.215	23.616	33.708	2'10.175	198,2	12:25'12.436
3	38.995	36.937	23.697	33.580	2'13.209	194,2	12:27'25.645
4	36.045	36.870	24.914	33.183	2'11.012	<b>204,2</b>	12:29'36.657
5	36.041	<b>35.296</b>	23.468	<b>33.169</b>	<b>2'07.974</b>	201,5	12:31'44.631
6	<b>35.885</b>	35.744	23.957	33.249	2'08.835C	202,6	12:33'53.466
7	37.073	35.652	<b>23.404</b>	33.868	2'09.997	196,0	12:36'03.463

05/09/2020 P = Pits In/Out - C = Lap Time Cancelled

These data/results cannot be reproduced, stored and/or transmitted in whole or in part by any manner of electronic, mechanical, photocopying, recording, broadcasting or otherwise now known or herein after developed without the previous express consent by the copyright owner, except for reproduction in daily press and regular printed publications on sale to the public within 60 days of the event related to those data/results and always provided that copyright symbol appears together as follows below.

© DORNA WSBK ORGANIZATION Srl 2020





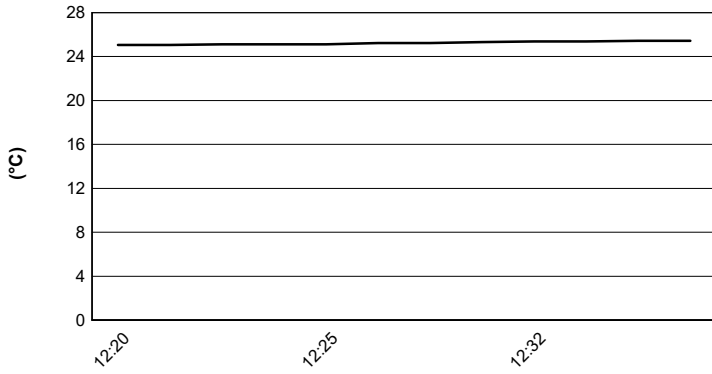
MotorLand Aragon 5.077 m

**Pirelli Teruel Round, 4 - 6 September 2020**

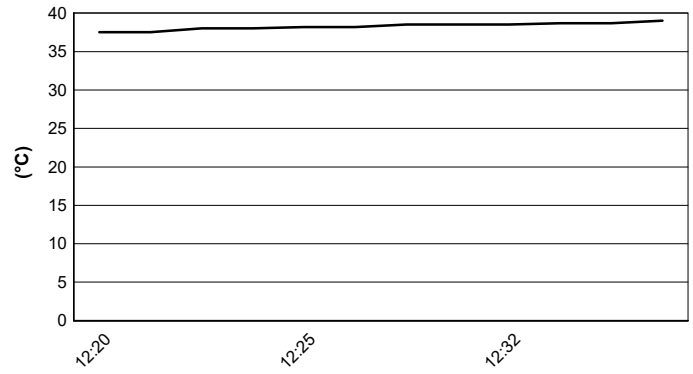
**Weather Report Tissot Superpole**

Session started 12:20 - Session ended 12:36


### Air Temperature



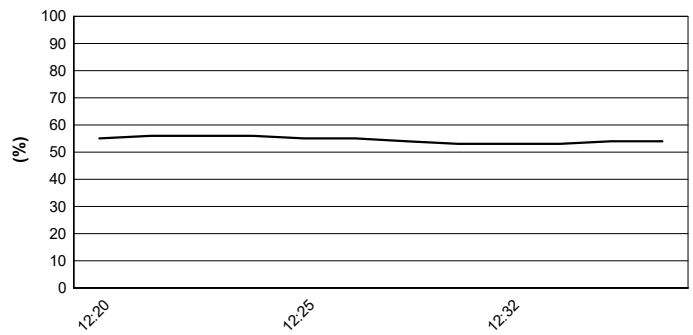
### Track Temperature



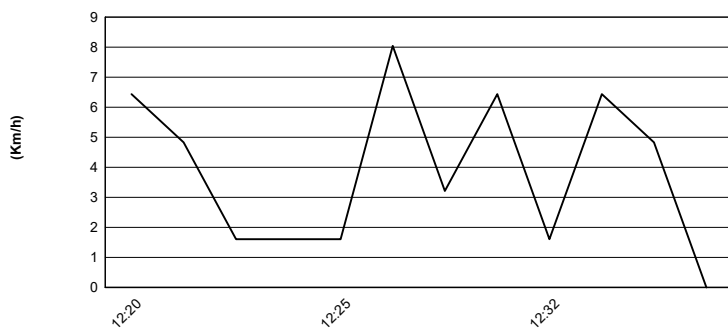
### Air Pressure



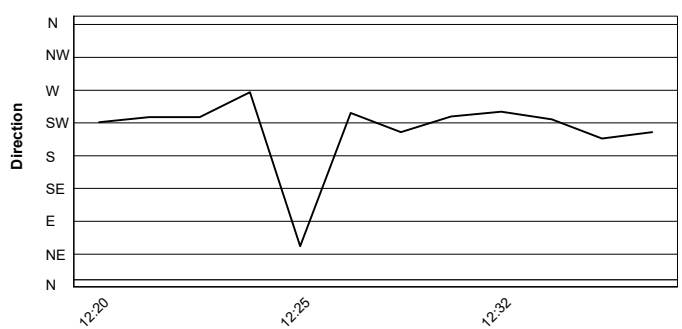
### Humidity



### Wind Speed



### Wind Direction



05/09/2020

These data/results cannot be reproduced, stored and/or transmitted in whole or in part by any manner of electronic, mechanical, photocopying, recording, broadcasting or otherwise now known or herein after developed without the previous express consent by the copyright owner, except for reproduction in daily press and regular printed publications on sale to the public within 60 days of the event related to those data/results and always provided that copyright symbol appears together as follows below.

© DORNA WSBK ORGANIZATION Srl 2020



Official Fuel Supplier



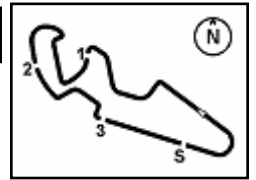
FICR PERUGIA TIMING

Official Tyre Supplier



Official Timekeeper





MotorLand Aragon 5.077 m

**Pirelli Teruel Round, 4 - 6 September 2020**
**Tissot Superpole Ranking**

	2017	2018	2019	2020
<b>01 Jerez</b>	Garcia (Esp) Yam 1'54.947 (138,5 Km/h)		Steeman (Ned) Ktm 1'52.199 (141,9 Km/h)	Kawakami (Bra) Yam 1'52.265 (141,8 Km/h)
<b>02 Portimão</b>	Coppola (Ita) Yam 2'00.128 (137,6 Km/h)	Edwards (Aus) Kaw 1'56.877 (141,4 Km/h)	Gonzalez (Esp) Kaw 1'55.345 (143,3 Km/h)	Okaya (Jpn) Kaw 1'56.406 (142,0 Km/h)
<b>03 Aragón</b>	Deroue (Ned) Kaw 2'12.712 (137,7 Km/h)	Perez (Esp) Kaw 2'07.938 (142,9 Km/h)	Gonzalez (Esp) Kaw 2'06.938 (144,0 Km/h)	Buis (Ned) Kaw 2'06.450 (144,5 Km/h)
<b>04 Teruel</b>				Sofuoglu (Tur) Yam 2'05.739 (145,4 Km/h)
<b>05 Barcelona</b>				
<b>06 Magny-Cours</b>	Muel (Fra) Yam 2'16.866 (116,0 Km/h)	Deroue (Ned) Kaw 1'54.034 (139,3 Km/h)	Deroue (Ned) Kaw 2'01.155 (131,1 Km/h)	
<b>07 Estoril</b>				

**2020**

- 1 M. Kawakami
- 1 Y. Okaya
- 1 J. Buis
- 1 **B. Sofuoglu**

**ALL TIMES**

- 5 M. Perez
- 3 A. Carrasco
- 3 A. Coppola
- 3 S. Deroue
- 3 M. Gonzalez
- 3 G. Hendra Pratama
- 1 J. Buis
- 1 T. Edwards
- 1 M. Garcia
- 1 T. Kawakami
- 1 M. Kawakami
- 1 A. Muel
- 1 Y. Okaya
- 1 B. Sanchez
- 1 **B. Sofuoglu**
- 1 V. Steeman

05/09/2020

These data/results cannot be reproduced, stored and/or transmitted in whole or in part by any manner of electronic, mechanical, photocopying, recording, broadcasting or otherwise now known or herein after developed without the previous express consent by the copyright owner, except for reproduction in daily press and regular printed publications on sale to the public within 60 days of the event related to those data/results and always provided that copyright symbol appears together as follows below.

© DORNA WSBK ORGANIZATION Srl 2020



Official Fuel Supplier



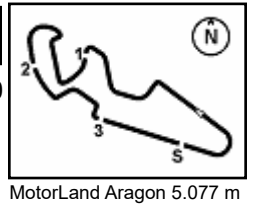
PIRELLI

Official Tyre Supplier



SWISS WATCHES SINCE 1853

Official Timekeeper



**Pirelli Teruel Round, 4 - 6 September 2020**  
**Tissot Superpole Award**

	Points	Points From First	Points From Previous	August 2 <b>JEREZ</b>	August 9 <b>PORTIMÃO</b>	August 30 <b>ARAGON</b>	September 6 <b>TERUEL</b>	September 20 <b>BARCELONA</b>	October 4 <b>MAGNY-COURS</b>	October 18 <b>ESTORIL</b>									
<b>1 BUIS</b> Jeffrey (NED)	23				<b>4</b>	<b>12</b>	<b>7</b>												
<b>2 KAWAKAMI</b> Meikon (BRA)	21	2		<b>12</b>	<b>3</b>	<b>6</b>													
<b>3 PEREZ</b> Mika (ESP)	19	4	2	<b>4</b>	<b>7</b>	<b>2</b>	<b>6</b>												
<b>4 OKAYA</b> Yuta (JPN)	17	6	2		<b>12</b>		<b>5</b>												
<b>5 IERACI</b> Bruno (ITA)	15	8	2	<b>7</b>		<b>5</b>	<b>3</b>												
<b>6 SOFUOGLU</b> Bahattin (TUR)	14	9	1	<b>2</b>			<b>12</b>												
<b>7 DE CANCELLIS</b> Hugo (FRA)	14	9	0	<b>5</b>			<b>9</b>												
<b>8 BRIANTI</b> Thomas (ITA)	14	9	0	<b>3</b>	<b>6</b>	<b>3</b>	<b>2</b>												
<b>9 ORRADRE</b> Unai (ESP)	13	10	1	<b>9</b>		<b>4</b>													
<b>10 MEUFFELS</b> Koen (NED)	11	12	2		<b>2</b>	<b>9</b>													
<b>11 CARRASCO</b> Ana (ESP)	11	12	0	<b>6</b>	<b>5</b>														
<b>12 DEROUÉ</b> Scott (NED)	9	14	2		<b>9</b>														
<b>13 KAWAKAMI</b> Ton (BRA)	7	16	2			<b>7</b>													
<b>14 BOOTH-AMOS</b> Tom (GBR)	4	19	3				<b>4</b>												
<b>15 SALAC</b> Filip (CZE)	1	22	3				<b>1</b>												
<b>16 BERCOT</b> Tom (FRA)	1	22	0			<b>1</b>													
<b>17 KONIG</b> Oliver (CZE)	1	22	0		<b>1</b>														
<b>18 KALININ</b> Nick (UKR)	1	22	0	<b>1</b>															

05/09/2020 Odd points columns: Tissot Superpole Even points columns: Tissot Superpole Race

These data/results cannot be reproduced, stored and/or transmitted in whole or in part by any manner of electronic, mechanical, photocopying, recording, broadcasting or otherwise now known or herein after developed without the previous express consent by the copyright owner, except for reproduction in daily press and regular printed publications on sale to the public within 60 days of the event related to those data/results and always provided that copyright symbol appears together as follows below.

© DORNA WSBK ORGANIZATION Srl 2020

