

Magny-Cours 4.411 m

1 / 2

Pirelli French Round, 2 - 4 October 2020

Results Race 1

Laps 21 = 92,631 Km - Time of Race 38'13.222 - Avg. 145,416 km/h

Pos	Grid	No.	Rider	Nat	Team	Bike	Class	LL	Gap	Rel.	Fastest Lap	Speed	Qualifying	Speed
1	3	1	J. REA	GBR	Kawasaki Racing Team WorldSBK	Kawasaki ZX-10RR		21			1'48.268	274,3	1'48.828	275,0
2	8	76	L. BAZ	FRA	Ten Kate Racing Yamaha	Yamaha YZF R1	IND	21	3.342	3.342	1'48.374	269,6	1'49.647	272,3
3	4	22	A. LOWES	GBR	Kawasaki Racing Team WorldSBK	Kawasaki ZX-10RR		21	9.707	6.365	1'48.813	272,9	1'48.877	276,4
4	9	7	C. DAVIES	GBR	ARUBA.IT Racing - Ducati	Ducati Panigale V4 R		21	14.045	4.338	1'48.761	264,3	1'49.659	269,6
5	10	45	S. REDDING	GBR	ARUBA.IT Racing - Ducati	Ducati Panigale V4 R		21	16.427	2.382	1'48.560	267,6	1'49.684	272,3
6	13	54	T. RAZGATLIOGLU	TUR	PATA YAMAHA WorldSBK Official Team	Yamaha YZF R1		21	16.976	0.549	1'49.046	271,6	1'50.531	267,6
7	7	21	M. RINALDI	ITA	Team GOEVEVEN	Ducati Panigale V4 R	IND	21	23.253	6.277	1'49.205	261,7	1'49.478	270,2
8	14	12	X. FORES	ESP	Kawasaki Puccetti Racing	Kawasaki ZX-10RR	IND	21	27.173	3.920	1'49.495	270,9	1'50.549	264,9
9	6	60	M. VAN DER MARK	NED	PATA YAMAHA WorldSBK Official Team	Yamaha YZF R1		21	28.706	1.533	1'48.806	268,9	1'49.354	275,0
10	15	36	L. MERCADO	ARG	Motocorsa Racing	Ducati Panigale V4 R	IND	21	32.034	3.328	1'49.500	266,2	1'50.570	268,9
11	12	64	F. CARICASULO	ITA	GRT Yamaha WorldSBK Junior Team	Yamaha YZF R1	IND	21	37.928	5.894	1'49.888	261,7	1'50.470	263,6
12	17	19	A. BAUTISTA	ESP	Team HRC	Honda CBR1000RR-R		21	46.009	8.081	1'49.859	273,6	1'51.614	258,6
13	19	20	S. BARRIER	FRA	Brix Performance	Ducati Panigale V4 R	IND	21	46.371	0.362	1'49.866	270,2	1'52.055	263,6
14	16	53	V. DEBISE	FRA	OUTDO Kawasaki TPR	Kawasaki ZX-10RR	IND	21	1'39.992	53.621	1'53.147	259,9	1'51.401	261,7
15	18	34	X. PINSACH	ESP	ORELAC Racing VERDNATURA	Kawasaki ZX-10RR	IND	20	1 Lap	1 Lap	1'53.949	256,8	1'51.915	258,0
16	20	97	S. CAVALIERI	ITA	Bami Racing Team	Ducati Panigale V4 R	IND	20	1 Lap	15.228	1'54.694	239,2	1'53.377	245,2
17	21	13	T. TAKAHASHI	JPN	MIE Racing HONDA Team	Honda CBR1000RR-R	IND	20	1 Lap	30.856	1'53.771	265,6	1'55.230	259,2
-----Not Classified-----														
RET	11	91	L. HASLAM	GBR	Team HRC	Honda CBR1000RR-R		20	1 Lap		1'48.912	271,6	1'50.319	270,9
RET	5	31	G. GERLOFF	USA	GRT Yamaha WorldSBK Junior Team	Yamaha YZF R1	IND	6	15 Laps		1'49.094	266,2	1'49.019	266,2
RET	1	50	E. LAVERTY	IRL	BMW Motorrad WorldSBK Team	BMW S1000 RR		0					1'48.644	264,9
RET	2	66	T. SYKES	GBR	BMW Motorrad WorldSBK Team	BMW S1000 RR		0					1'48.786	258,0

AIR	Humidity:	85%	Temp:	12°C
TRACK	Condition:	Wet	Temp:	14°C

Records	Pole (SP2)	2018	T.Sykes	1'35.696	165,94 Km/h
	Race (SPRC)	2019	T.Razgatioglu	1'37.018	163,68 Km/h
	All Times (SP2)	2018	T.Sykes	1'35.696	165,94 Km/h
Race Fastest Lap		Lap 15	J.Rea	1'48.268	146,67 Km/h

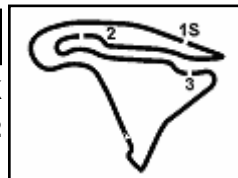
LAP LEADERS				
No.	Rider	From	To	Total
1	J. REA	1	21	21

TOTAL LEADER LAPS				
No.	Rider	Laps		
1	J. REA	181	22	A. LOWES
45	S. REDDING	54	76	L. BAZ
21	M. RINALDI	30		
7	C. DAVIES	17		
60	M. VAN DER MARK	12		
66	T. SYKES	11		
54	T. RAZGATLIOGLU	6		

Start 03/10/2020 14:00 End 14:41 The results are provisional until the end of the time limit for protests and appeals and the completion of the technical checks.

These data/results cannot be reproduced, stored and/or transmitted in whole or in part by any manner of electronic, mechanical, photocopying, recording, broadcasting or otherwise now known or herein after developed without the previous express consent by the copyright owner, except for reproduction in daily press and regular printed publications on sale to the public within 60 days of the event related to those data/results and always provided that copyright symbol appears together as follows below.

© DORNA WSBK ORGANIZATION Srl 2020

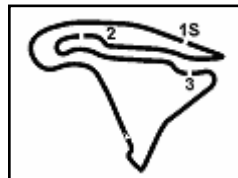

Pirelli French Round, 2 - 4 October 2020
Results Race 1
Race Highlights

Time	No. Rider	Description
13.58.03		Warm-up Lap Start
14.00.51		Start
14.01.12	66 Sykes	Crashed - Turn 1
14.01.12	50 Laverty	Crashed - Turn 1
14.03.00		No Jump Start
14.03.05	66 Sykes	Out
14.03.07	50 Laverty	Out
14.03.41	13 Takahashi	Crashed - Turn 5
14.03.55	13 Takahashi	Re-joined
14.05.18		Incident at turn 1 under investigation
14.09.28		No further action for Incident at turn 1
14.11.27	34 Pinsach	Crashed - Turn 5
14.11.34	34 Pinsach	Re-joined
14.12.52	31 Gerloff	Crashed - Turn 7
14.15.49	31 Gerloff	Medical Centre
14.16.45	31 Gerloff	Out
14.18.17	13 Takahashi	On the Gravel - Turn 13
14.18.33	13 Takahashi	Re-joined
14.26.26	60 van der Mark	Crashed - Re-Joined - Turn 13
14.26.30		2/3 of Race Distance Completed
14.38.55	91 Haslam	Crashed - Turn 12
14.39.39		2020 WorldSBK Pirelli Best Lap Award Winner: J.Rea
14.40.54	91 Haslam	Out
14.41.01		End Of Session
14.41.33	91 Haslam	Medical Centre

Start End The results are provisional until the end of the time limit for protests and appeals
 03/10/2020 14:00 14:41 and the completion of the technical checks.

These data/results cannot be reproduced, stored and/or transmitted in whole or in part by any manner of electronic, mechanical, photocopying, recording, broadcasting or otherwise now known or herein after developed without the previous express consent by the copyright owner, except for reproduction in daily press and regular printed publications on sale to the public within 60 days of the event related to those data/results and always provided that copyright symbol appears together as follows below.

© DORNA WSBK ORGANIZATION Srl 2020



Magny-Cours 4.411 m

1 / 4
Pirelli French Round, 2 - 4 October 2020
Lap Chart Race 1

Lap																					
	1	2	3	4	5	6	7	8	9	10	11	12	13	14	15	16	17	18	19	20	21
1	1	1	1	1	1	1	1	1	1	1	1	1	1	1	1	1	1	1	1	1	1
2	22	31	76	76	76	76	76	76	76	76	76	76	76	76	76	76	76	76	76	76	76
3	31	76	31	31	31	31	22	22	22	22	22	22	22	22	22	22	22	22	22	22	22
4	76	22	22	22	22	22	60	60	60	60	60	60	60	7	7	7	7	7	7	7	7
5	60	60	60	60	60	60	7	7	7	7	7	7	7	91	54	54	54	54	54	91	45
6	7	7	7	7	7	7	54	54	54	91	91	91	91	54	91	91	91	91	91	54	54
7	21	21	21	54	54	54	91	91	91	54	54	54	54	21	45	45	45	45	45	45	21
8	54	54	54	21	91	91	21	21	21	21	21	21	21	45	21	21	21	21	21	21	12
9	45	45	45	91	21	21	45	45	45	45	45	45	45	12	12	12	12	12	12	12	60
10	91	91	91	45	45	45	36	36	36	36	12	12	12	60	36	36	36	36	60	60	36
11	64	64	64	36	36	36	12	12	12	12	36	36	36	36	60	60	60	60	36	36	64
12	36	36	36	64	12	12	64	64	64	64	64	64	64	64	64	64	64	64	64	64	19
13	12	12	12	12	64	64	19	19	19	19	19	19	19	19	19	19	19	19	19	19	20
14	19	19	19	19	19	19	20	20	20	20	20	20	20	20	20	20	20	20	20	20	53
15	20	20	20	20	20	20	53	53	53	53	53	53	53	53	53	53	53	53	53	53	53
16	53	53	53	53	53	53	34	34	34	34	34	34	34	34	34	34	34	34	34	34	34
17	34	34	34	34	34	34	97	97	97	97	97	97	97	97	97	97	97	97	97	97	97
18	13	97	97	97	97	97	13	13	13	13	13	13	13	13	13	13	13	13	13	13	13
19	97	13	13	13	13	13															

Final Result		
1	J. REA	Laps 21
2	L. BAZ	3.342
3	A. LOWES	9.707
4	C. DAVIES	14.045
5	S. REDDING	16.427
6	T. RAZGATLIOGLU	16.976
7	M. RINALDI	23.253
8	X. FORES	27.173
9	M. VAN DER MARK	28.706
10	L. MERCADO	32.034
11	F. CARICASULO	37.928
12	A. BAUTISTA	46.009
13	S. BARRIER	46.371
14	V. DEBISE	1'39.992
15	X. PINSACH	1 Lap
16	S. CAVALIERI	1 Lap
17	T. TAKAHASHI	1 Lap
RET	L. HASLAM	1 Lap
RET	G. GERLOFF	15 Laps
RET	T. SYKES	
RET	E. LAVERTY	

03/10/2020

These data/results cannot be reproduced, stored and/or transmitted in whole or in part by any manner of electronic, mechanical, photocopying, recording, broadcasting or otherwise now known or herein after developed without the previous express consent by the copyright owner, except for reproduction in daily press and regular printed publications on sale to the public within 60 days of the event related to those data/results and always provided that copyright symbol appears together as follows below.

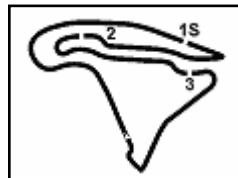
© DORNA WSBK ORGANIZATION Srl 2020

FCR PERUGIA TIMING


Official Tyre Supplier



Official Timekeeper



Magny-Cours 4.411 m

Pirelli French Round, 2 - 4 October 2020
Lap Chart Race 1
2 / 4
Lap 1

1	1	J.Rea	1'50.526
2	22	A.Lowes	0.462
3	31	G.Gerloff	0.725
4	76	L.Baz	1.070
5	60	M.van der Mark	1.386
6	7	C.Davies	2.159
7	21	M.Rinaldi	2.389
8	54	T.Razgatioglu	2.890
9	45	S.Redding	3.457
10	91	L.Haslam	4.265
11	64	F.Caricasulo	4.336
12	36	L.Mercado	4.565
13	12	X.Fores	5.404
14	19	A.Bautista	6.186
15	20	S.Barrier	6.520
16	53	V.Debise	7.319
17	34	X.Pinsach	7.851
18	13	T.Takahashi	8.188
19	97	S.Cavalieri	9.728

11	36	L.Mercado	9.276
12	64	F.Caricasulo	9.964
13	12	X.Fores	10.121
14	19	A.Bautista	15.357
15	20	S.Barrier	16.460
16	53	V.Debise	19.473
17	34	X.Pinsach	21.419
18	97	S.Cavalieri	30.673
19	13	T.Takahashi	47.956

Lap 5

1	1	J.Rea	9'10.125
2	76	L.Baz	0.499
3	31	G.Gerloff	0.862
4	22	A.Lowes	2.146
5	60	M.van der Mark	3.606
6	7	C.Davies	4.520
7	54	T.Razgatioglu	6.349
8	91	L.Haslam	7.480
9	21	M.Rinaldi	8.027
10	45	S.Redding	8.843
11	36	L.Mercado	10.979
12	12	X.Fores	11.518
13	64	F.Caricasulo	12.749
14	19	A.Bautista	18.725
15	20	S.Barrier	20.301
16	53	V.Debise	24.319
17	34	X.Pinsach	26.413
18	97	S.Cavalieri	37.562
19	13	T.Takahashi	53.603

Lap 6

1	1	J.Rea	10'59.259
2	76	L.Baz	0.221
3	31	G.Gerloff	0.822
4	22	A.Lowes	1.825
5	60	M.van der Mark	4.321
6	7	C.Davies	5.021
7	54	T.Razgatioglu	7.218
8	91	L.Haslam	8.171
9	21	M.Rinaldi	8.915
10	45	S.Redding	10.060
11	36	L.Mercado	11.906
12	12	X.Fores	12.233
13	64	F.Caricasulo	14.278
14	19	A.Bautista	21.317
15	20	S.Barrier	22.436
16	53	V.Debise	28.896
17	34	X.Pinsach	44.164
18	97	S.Cavalieri	45.009
19	13	T.Takahashi	59.129

Lap 7

1	1	J.Rea	12'48.188
2	76	L.Baz	0.315
3	22	A.Lowes	1.950
4	60	M.van der Mark	5.275
5	7	C.Davies	6.034
6	54	T.Razgatioglu	8.140
7	91	L.Haslam	8.804
8	21	M.Rinaldi	9.871
9	45	S.Redding	11.387
10	36	L.Mercado	12.718
11	12	X.Fores	13.358
12	64	F.Caricasulo	17.105
13	19	A.Bautista	24.145
14	20	S.Barrier	24.993
15	53	V.Debise	33.668
16	34	X.Pinsach	50.524
17	97	S.Cavalieri	51.960
18	13	T.Takahashi	1'04.570

Lap 8

1	1	J.Rea	14'36.975
---	---	-------	-----------

2	76	L.Baz	0.381
3	22	A.Lowes	2.429
4	60	M.van der Mark	6.213
5	7	C.Davies	6.871
6	54	T.Razgatioglu	9.200
7	91	L.Haslam	9.652
8	21	M.Rinaldi	10.650
9	45	S.Redding	12.682
10	36	L.Mercado	14.453
11	12	X.Fores	14.855
12	64	F.Caricasulo	19.246
13	19	A.Bautista	26.719
14	20	S.Barrier	27.949
15	53	V.Debise	39.137
16	34	X.Pinsach	56.072
17	97	S.Cavalieri	58.673
18	13	T.Takahashi	1'10.240

Lap 9

1	1	J.Rea	16'25.956
2	76	L.Baz	0.427
3	22	A.Lowes	2.852
4	60	M.van der Mark	6.548
5	7	C.Davies	7.420
6	54	T.Razgatioglu	9.678
7	91	L.Haslam	10.134
8	21	M.Rinaldi	11.125
9	45	S.Redding	13.774
10	36	L.Mercado	14.972
11	12	X.Fores	15.369
12	64	F.Caricasulo	20.463
13	19	A.Bautista	28.644
14	20	S.Barrier	29.711
15	53	V.Debise	43.924
16	34	X.Pinsach	1'01.591
17	97	S.Cavalieri	1'04.625
18	13	T.Takahashi	1'28.337

Lap 10

1	1	J.Rea	18'14.857
2	76	L.Baz	0.385
3	22	A.Lowes	2.884
4	60	M.van der Mark	6.545
5	7	C.Davies	8.261
6	91	L.Haslam	11.147
7	54	T.Razgatioglu	11.247
8	21	M.Rinaldi	11.875
9	45	S.Redding	14.794
10	36	L.Mercado	15.676
11	12	X.Fores	16.086
12	64	F.Caricasulo	22.008
13	19	A.Bautista	30.812
14	20	S.Barrier	31.768
15	53	V.Debise	49.037
16	34	X.Pinsach	1'08.761
17	97	S.Cavalieri	1'11.027
18	13	T.Takahashi	1'33.822

Lap 11

1	1	J.Rea	20'03.602
2	76	L.Baz	0.306
3	22	A.Lowes	3.466
4	60	M.van der Mark	6.606
5	7	C.Davies	8.277
6	91	L.Haslam	11.719
7	54	T.Razgatioglu	12.062
8	21	M.Rinaldi	12.907
9	45	S.Redding	15.260
10	12	X.Fores	17.095
11	36	L.Mercado	17.335
12	64	F.Caricasulo	25.278
13	19	A.Bautista	32.657
14	20	S.Barrier	33.711
15	53	V.Debise	54.051
16	34	X.Pinsach	1'14.598

17	97	S.Cavalieri	1'16.977
18	13	T.Takahashi	1'38.909

Lap 12

1	1	J.Rea	21'52.282
2	76	L.Baz	0.411
3	22	A.Lowes	3.847
4	60	M.van der Mark	6.773
5	7	C.Davies	8.484
6	91	L.Haslam	11.951
7	54	T.Razgatioglu	12.553
8	21	M.Rinaldi	13.595
9	45	S.Redding	15.597
10	12	X.Fores	17.969
11	36	L.Mercado	19.795
12	64	F.Caricasulo	26.593
13	19	A.Bautista	34.545
14	20	S.Barrier	35.293
15	53	V.Debise	59.333
16	34	X.Pinsach	1'20.530
17	97	S.Cavalieri	1'23.151
18	13	T.Takahashi	1'44.000

Lap 13

1	1	J.Rea	23'40.556
2	76	L.Baz	0.511
3	22	A.Lowes	4.559
4	60	M.van der Mark	7.876
5	7	C.Davies	9.534
6	91	L.Haslam	12.922
7	54	T.Razgatioglu	13.325
8	21	M.Rinaldi	15.024
9	45	S.Redding	16.067
10	12	X.Fores	19.458
11	36	L.Mercado	22.439
12	64	F.Caricasulo	28.404
13	19	A.Bautista	36.896
14	20	S.Barrier	37.449
15	53	V.Debise	1'04.231
16	34	X.Pinsach	1'27.033
17	97	S.Cavalieri	1'29.706
18	13	T.Takahashi	

Lap 14

1	1	J.Rea	25'29.061
2	76	L.Baz	1.170
3	22	A.Lowes	5.263
4	7	C.Davies	10.065
5	91	L.Haslam	14.078
6	54	T.Razgatioglu	14.228
7	21	M.Rinaldi	16.005
8	45	S.Redding	16.363
9	12	X.Fores	20.739
10	60	M.van der Mark	23.365
11	36	L.Mercado	24.320
12	64	F.Caricasulo	29.954
13	19	A.Bautista	39.008
14	20	S.Barrier	39.409
15	53	V.Debise	1'09.139
16	34	X.Pinsach	1'33.025
17	97	S.Cavalieri	1'35.967
18	13	T.Takahashi	

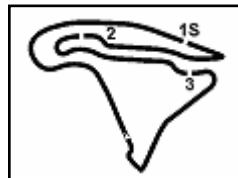
Lap 15

1	1	J.Rea	27'17.329
2	76	L.Baz	1.932
3	22	A.Lowes	6.347
4	7	C.Davies	11.361
5	54	T.Razgatioglu	15.371
6	91	L.Haslam	15.805
7	45	S.Redding	16.655
8	21	M.Rinaldi	17.620
9	12	X.Fores	22.245
10	36	L.Mercado	26.253

03/10/2020

These data/results cannot be reproduced, stored and/or transmitted in whole or in part by any manner of electronic, mechanical, photocopying, recording, broadcasting or otherwise now known or herein after developed without the previous express consent by the copyright owner, except for reproduction in daily press and regular printed publications on sale to the public within 60 days of the event related to those data/results and always provided that copyright symbol appears together as follows below.

© DORNA WSBK ORGANIZATION Srl 2020



Magny-Cours 4.411 m

3 / 4

Pirelli French Round, 2 - 4 October 2020

Lap Chart Race 1

12	64	F.Caricasulo	31.574	5	54	T.Razgatioglu	16.072
13	19	A.Bautista	40.942	6	91	L.Haslam	16.353
14	20	S.Barrier	41.351	7	45	S.Redding	16.693
15	53	V.Debise	1'14.197	8	21	M.Rinaldi	19.587
16	34	X.Pinsach	1'39.515	9	12	X.Fores	26.057
17	97	S.Cavallieri	1'42.393	10	60	M.van der Mark	28.916
18	13	T.Takahashi		11	36	L.Mercado	30.091
				12	64	F.Caricasulo	36.056
				13	19	A.Bautista	45.143
				14	20	S.Barrier	46.062
				15	53	V.Debise	1'30.957

Lap 16

1	1	J.Rea	29'06.068
2	76	L.Baz	1.874
3	22	A.Lowes	6.787
4	7	C.Davies	12.203
5	54	T.Razgatioglu	15.828
6	91	L.Haslam	16.299
7	45	S.Redding	16.861
8	21	M.Rinaldi	18.597
9	12	X.Fores	23.390
10	36	L.Mercado	27.280
11	60	M.van der Mark	27.778
12	64	F.Caricasulo	33.036
13	19	A.Bautista	42.062
14	20	S.Barrier	42.751
15	53	V.Debise	1'18.687
16	34	X.Pinsach	1'45.661
17	97	S.Cavallieri	
18	13	T.Takahashi	

Lap 20

1	1	J.Rea	36'23.098
2	76	L.Baz	3.000
3	22	A.Lowes	8.820
4	7	C.Davies	13.663
5	91	L.Haslam	16.168
6	54	T.Razgatioglu	16.338
7	45	S.Redding	16.594
8	21	M.Rinaldi	20.483
9	12	X.Fores	26.923
10	60	M.van der Mark	29.087
11	36	L.Mercado	30.875
12	64	F.Caricasulo	36.776
13	19	A.Bautista	45.948
14	20	S.Barrier	46.629
15	53	V.Debise	1'35.241
16	34	X.Pinsach	
17	97	S.Cavallieri	
18	13	T.Takahashi	

Lap 21

1	1	J.Rea	38'13.222
2	76	L.Baz	3.342
3	22	A.Lowes	9.707
4	7	C.Davies	14.045
5	45	S.Redding	16.427
6	54	T.Razgatioglu	16.976
7	21	M.Rinaldi	23.253
8	12	X.Fores	27.173
9	60	M.van der Mark	28.706
10	36	L.Mercado	32.034
11	64	F.Caricasulo	37.928
12	19	A.Bautista	46.009
13	20	S.Barrier	46.371
14	53	V.Debise	1'39.992

Lap 18

1	1	J.Rea	32'44.597
2	76	L.Baz	1.836
3	22	A.Lowes	7.478
4	7	C.Davies	12.679
5	54	T.Razgatioglu	15.719
6	91	L.Haslam	16.015
7	45	S.Redding	16.318
8	21	M.Rinaldi	18.760
9	12	X.Fores	25.173
10	60	M.van der Mark	28.383
11	36	L.Mercado	29.053
12	64	F.Caricasulo	34.777
13	19	A.Bautista	44.105
14	20	S.Barrier	45.038
15	53	V.Debise	1'26.912
16	34	X.Pinsach	
17	97	S.Cavallieri	
18	13	T.Takahashi	

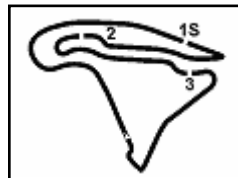
Lap 19

1	1	J.Rea	34'33.699
2	76	L.Baz	2.338
3	22	A.Lowes	8.031
4	7	C.Davies	12.797

03/10/2020

These data/results cannot be reproduced, stored and/or transmitted in whole or in part by any manner of electronic, mechanical, photocopying, recording, broadcasting or otherwise now known or herein after developed without the previous express consent by the copyright owner, except for reproduction in daily press and regular printed publications on sale to the public within 60 days of the event related to those data/results and always provided that copyright symbol appears together as follows below.

© DORNA WSBK ORGANIZATION Srl 2020



Magny-Cours 4.411 m

4 / 4

Pirelli French Round, 2 - 4 October 2020

Lap Chart Race 1

Race Pace Comparison

	1 Rea	76 Baz	22 Low	7 Dav	45 Red	54 Raz	21 Rin	12 For	60 vdM	36 Mer	64 Car	19 Bau	20 Bar	53 Deb
1	1'50.526	1'51.596	1'50.988	1'52.685	1'53.983	1'53.416	1'52.915	1'55.930	1'51.912	1'55.091	1'54.862	1'56.712	1'57.046	1'57.845
2	1'50.630	1'50.606	1'51.612	1'51.525	1'51.987	1'51.907	1'52.093	1'52.240	1'51.464	1'52.565	1'52.487	1'54.446	1'54.664	1'54.973
3	1'50.152	1'49.760	1'50.102	1'50.906	1'51.305	1'51.114	1'51.068	1'51.273	1'50.525	1'51.360	1'51.084	1'52.761	1'53.318	1'53.538
4	1'49.862	1'49.507	1'49.991	1'50.148	1'51.016	1'50.415	1'51.344	1'51.848	1'50.083	1'51.430	1'52.701	1'52.608	1'52.602	1'54.287
5	1'48.955	1'49.155	1'49.578	1'49.381	1'50.677	1'49.622	1'50.732	1'50.352	1'49.747	1'50.658	1'51.740	1'52.323	1'52.796	1'53.801
6	1'49.134	1'48.856	1'48.813	1'49.635	1'50.351	1'50.003	1'50.022	1'49.849	1'49.849	1'50.061	1'50.663	1'51.726	1'51.269	1'53.711
7	1'48.929	1'49.023	1'49.054	1'49.942	1'50.256	1'49.851	1'49.885	1'50.054	1'49.883	1'49.741	1'51.756	1'51.757	1'51.486	1'53.701
8	1'48.787	1'48.853	1'49.266	1'49.624	1'50.082	1'49.847	1'49.566	1'50.284	1'49.725	1'50.522	1'50.928	1'51.361	1'51.743	1'54.256
9	1'48.981	1'49.027	1'49.404	1'49.530	1'50.073	1'49.459	1'49.456	1'49.495	1'49.316	1'49.500	1'50.198	1'50.906	1'50.743	1'53.768
10	1'48.901	1'48.859	1'48.933	1'49.742	1'49.921	1'50.470	1'49.651	1'49.618	1'48.898	1'49.605	1'50.446	1'51.069	1'50.958	1'54.014
11	1'48.745	1'48.666	1'49.327	1'48.761	1'49.211	1'49.560	1'49.777	1'49.754	1'48.806	1'50.404	1'52.015	1'50.590	1'50.688	1'53.759
12	1'48.680	1'48.785	1'49.061	1'48.887	1'49.017	1'49.171	1'49.368	1'49.554	1'48.847	1'51.140	1'49.995	1'50.568	1'50.262	1'53.962
13	1'48.274	1'48.374	1'48.986	1'49.324	1'48.744	1'49.046	1'49.703	1'49.763	1'49.377	1'50.918	1'50.085	1'50.625	1'50.430	1'53.172
14	1'48.505	1'49.164	1'49.209	1'49.036	1'48.801	1'49.408	1'49.486	1'49.786	2'03.994	1'50.386	1'50.055	1'50.617	1'50.465	1'53.413
15	1'48.268	1'49.030	1'49.352	1'49.564	1'48.560	1'49.411	1'49.883	1'49.774	1'52.328	1'50.201	1'49.888	1'50.202	1'50.210	1'53.326
16	1'48.739	1'48.681	1'49.179	1'49.581	1'48.945	1'49.196	1'49.716	1'49.884	1'49.092	1'49.766	1'50.201	1'49.859	1'50.139	1'53.229
17	1'48.761	1'49.404	1'49.512	1'49.449	1'48.901	1'49.275	1'49.205	1'50.018	1'49.496	1'49.739	1'50.098	1'50.572	1'50.781	1'53.551
18	1'49.768	1'49.087	1'49.708	1'49.556	1'49.085	1'49.145	1'49.487	1'50.294	1'49.638	1'50.563	1'50.172	1'50.000	1'50.035	1'53.203
19	1'49.102	1'49.604	1'49.655	1'49.220	1'49.477	1'49.455	1'49.929	1'49.986	1'49.635	1'50.140	1'50.381	1'50.140	1'50.126	1'53.147
20	1'49.399	1'50.061	1'50.188	1'50.265	1'49.300	1'49.665	1'50.295	1'50.265	1'49.570	1'50.183	1'50.119	1'50.204	1'49.966	1'53.683
21	1'50.124	1'50.466	1'51.011	1'50.506	1'49.957	1'50.762	1'52.894	1'50.374	1'49.743	1'51.283	1'51.276	1'50.185	1'49.866	1'54.875

	91 Has	34 Pin	97 Cav	13 Tak	31 Ger
1	1'54.791	1'58.377	2'00.254	1'58.714	1'51.251
2	1'51.977	1'55.640	1'58.187	2'19.740	1'50.398
3	1'50.956	1'54.292	1'56.963	1'55.222	1'50.687
4	1'50.087	1'54.280	1'56.439	1'55.450	1'49.384
5	1'49.794	1'53.949	1'55.844	1'54.602	1'49.267
6	1'49.825	2'06.885	1'56.581	1'54.660	1'49.094
7	1'49.562	1'55.289	1'55.880	1'54.370	
8	1'49.635	1'54.335	1'55.500	1'54.457	
9	1'49.463	1'54.500	1'54.933	2'07.078	
10	1'49.914	1'56.071	1'55.303	1'54.386	
11	1'49.317	1'54.582	1'54.695	1'53.832	
12	1'48.912	1'54.612	1'54.854	1'53.771	
13	1'49.245	1'54.777	1'54.829	2'11.226	
14	1'49.661	1'54.497	1'54.766	2'02.720	
15	1'49.995	1'54.758	1'54.694	1'54.334	
16	1'49.233	1'54.885	1'59.331	1'59.267	
17	1'49.277	1'58.162	1'55.746	1'55.014	
18	1'48.968	1'55.562	2'00.653	1'54.974	
19	1'49.440	1'57.102	2'01.472	1'55.003	
20	1'49.214	1'56.384	1'57.243	1'56.203	

03/10/2020

These data/results cannot be reproduced, stored and/or transmitted in whole or in part by any manner of electronic, mechanical, photocopying, recording, broadcasting or otherwise now known or herein after developed without the previous express consent by the copyright owner, except for reproduction in daily press and regular printed publications on sale to the public within 60 days of the event related to those data/results and always provided that copyright symbol appears together as follows below.

© DORNA WSBK ORGANIZATION Srl 2020

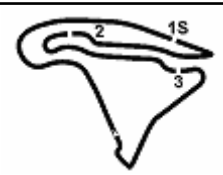
FICR PERUGIA TIMING



Official Tyre Supplier



Official Timekeeper



Magny-Cours 4.411 m

Pirelli French Round, 2 - 4 October 2020 Best Sectors & Speed Race 1

RESULTS

1	1 J. REA	Kawasaki ZX-10RR	Laps 21
2	76 L. BAZ	Yamaha YZF R1	3.342
3	22 A. LOWES	Kawasaki ZX-10RR	9.707
4	7 C. DAVIES	Ducati Panigale V4 R	14.045
5	45 S. REDDING	Ducati Panigale V4 R	16.427
6	54 T. RAZGATLIOGLU	Yamaha YZF R1	16.976
7	21 M. RINALDI	Ducati Panigale V4 R	23.253
8	12 X. FORES	Kawasaki ZX-10RR	27.173
9	60 M. VAN DER MARK	Yamaha YZF R1	28.706
10	36 L. MERCADO	Ducati Panigale V4 R	32.034
11	64 F. CARICASULO	Yamaha YZF R1	37.928
12	19 A. BAUTISTA	Honda CBR1000RR-R	46.009
13	20 S. BARRIER	Ducati Panigale V4 R	46.371
14	53 V. DEBISE	Kawasaki ZX-10RR	1'39.992
15	34 X. PINSACH	Kawasaki ZX-10RR	1 Lap
16	97 S. CAVALIERI	Ducati Panigale V4 R	1 Lap
17	13 T. TAKAHASHI	Honda CBR1000RR-R	1 Lap
RET	91 L. HASLAM	Honda CBR1000RR-R	1 Lap
RET	31 G. GERLOFF	Yamaha YZF R1	15 Laps
RET	50 E. LAVERTY	BMW S1000 RR	
RET	66 T. SYKES	BMW S1000 RR	

SPEED

1	1 J. REA	Kawasaki ZX-10RR	274,3
2	19 A. BAUTISTA	Honda CBR1000RR-R	273,6
3	22 A. LOWES	Kawasaki ZX-10RR	272,9
4	91 L. HASLAM	Honda CBR1000RR-R	271,6
5	54 T. RAZGATLIOGLU	Yamaha YZF R1	271,6
6	12 X. FORES	Kawasaki ZX-10RR	270,9
7	20 S. BARRIER	Ducati Panigale V4 R	270,2
8	76 L. BAZ	Yamaha YZF R1	269,6
9	60 M. VAN DER MARK	Yamaha YZF R1	268,9
10	45 S. REDDING	Ducati Panigale V4 R	267,6
11	36 L. MERCADO	Ducati Panigale V4 R	266,2
12	31 G. GERLOFF	Yamaha YZF R1	266,2
13	13 T. TAKAHASHI	Honda CBR1000RR-R	265,6
14	7 C. DAVIES	Ducati Panigale V4 R	264,3
15	21 M. RINALDI	Ducati Panigale V4 R	261,7
16	64 F. CARICASULO	Yamaha YZF R1	261,7
17	53 V. DEBISE	Kawasaki ZX-10RR	259,9
18	34 X. PINSACH	Kawasaki ZX-10RR	256,8
19	97 S. CAVALIERI	Ducati Panigale V4 R	239,2

SEG. 1

1	91 L. HASLAM	32.153
2	1 J. REA	32.208
3	60 M. VAN DER MARK	32.235
4	54 T. RAZGATLIOGLU	32.275
5	22 A. LOWES	32.313
6	31 G. GERLOFF	32.324
7	21 M. RINALDI	32.350
8	45 S. REDDING	32.376
9	7 C. DAVIES	32.396
10	76 L. BAZ	32.490
11	19 A. BAUTISTA	32.501
12	64 F. CARICASULO	32.537
13	12 X. FORES	32.605
14	20 S. BARRIER	32.608
15	36 L. MERCADO	32.656
16	13 T. TAKAHASHI	33.341
17	53 V. DEBISE	33.537
18	34 X. PINSACH	33.631
19	97 S. CAVALIERI	34.229

SEG. 2

1	45 S. REDDING	23.611
2	76 L. BAZ	23.647
3	12 X. FORES	23.679
4	91 L. HASLAM	23.695
5	22 A. LOWES	23.698
6	1 J. REA	23.722
7	54 T. RAZGATLIOGLU	23.757
8	7 C. DAVIES	23.769
9	20 S. BARRIER	23.784
10	60 M. VAN DER MARK	23.801
11	36 L. MERCADO	23.836
12	31 G. GERLOFF	23.874
13	21 M. RINALDI	23.896
14	19 A. BAUTISTA	23.929
15	64 F. CARICASULO	23.950
16	53 V. DEBISE	24.456
17	13 T. TAKAHASHI	24.798
18	34 X. PINSACH	25.009
19	97 S. CAVALIERI	25.282

SEG. 3

1	76 L. BAZ	24.638
2	1 J. REA	24.759
3	91 L. HASLAM	24.830
4	22 A. LOWES	24.868
5	31 G. GERLOFF	24.910
6	7 C. DAVIES	24.921
7	45 S. REDDING	24.933
8	12 X. FORES	24.941
9	21 M. RINALDI	24.990
10	64 F. CARICASULO	25.052
11	60 M. VAN DER MARK	25.065
12	54 T. RAZGATLIOGLU	25.068
13	36 L. MERCADO	25.079
14	20 S. BARRIER	25.254
15	19 A. BAUTISTA	25.329
16	53 V. DEBISE	25.827
17	97 S. CAVALIERI	25.908
18	13 T. TAKAHASHI	25.953
19	34 X. PINSACH	25.994

SEG. 4

1	1 J. REA	27.387
2	76 L. BAZ	27.395
3	60 M. VAN DER MARK	27.455
4	45 S. REDDING	27.480
5	7 C. DAVIES	27.518
6	54 T. RAZGATLIOGLU	27.522
7	12 X. FORES	27.589
8	21 M. RINALDI	27.617
9	22 A. LOWES	27.619
10	91 L. HASLAM	27.658
11	36 L. MERCADO	27.733
12	64 F. CARICASULO	27.761
13	31 G. GERLOFF	27.769
14	19 A. BAUTISTA	27.952
15	20 S. BARRIER	27.987
16	53 V. DEBISE	28.564
17	97 S. CAVALIERI	28.753
18	34 X. PINSACH	28.979
19	13 T. TAKAHASHI	29.214

03/10/2020

These data/results cannot be reproduced, stored and/or transmitted in whole or in part by any manner of electronic, mechanical, photocopying, recording, broadcasting or otherwise now known or herein after developed without the previous express consent by the copyright owner, except for reproduction in daily press and regular printed publications on sale to the public within 60 days of the event related to those data/results and always provided that copyright symbol appears together as follows below.

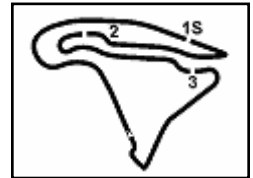
© DORNA WSBK ORGANIZATION Srl 2020

FICR PERUGIA TIMING


Official Tyre Supplier



Official Timekeeper



Pirelli French Round, 2 - 4 October 2020 Chronological Analysis Race 1

Magny-Cours 4.411 m

Start at 14:00'46.604

1 / 4

1° 1 J. REA (1'48.268)							
Lap	Seg.1	Seg.2	Seg.3	Seg.4	Lap Time	km/h	Local Time
1		24.441	25.586	28.291	1'50.526	264,9	14:02'37.130
2	33.144	24.469	25.160	27.857	1'50.630	259,9	14:04'27.760
3	32.764	24.190	25.167	28.031	1'50.152	264,9	14:06'17.912
4	32.687	24.155	25.217	27.803	1'49.862	263,7	14:08'07.774
5	32.475	24.015	24.999	27.466	1'48.955	265,6	14:09'56.729
6	32.660	23.934	24.899	27.641	1'49.134	265,6	14:11'45.863
7	32.634	23.883	24.791	27.621	1'48.929	269,6	14:13'34.792
8	32.342	23.900	24.978	27.567	1'48.787	272,3	14:15'23.579
9	32.476	23.956	24.847	27.702	1'48.981	268,9	14:17'12.560
10	32.384	23.966	24.901	27.650	1'48.901	270,2	14:19'01.461
11	32.457	23.857	24.832	27.599	1'48.745	269,6	14:20'50.206
12	32.502	23.898	24.893	27.387	1'48.680	269,6	14:22'38.886
13	32.255	23.748	24.759	27.512	1'48.274	274,3	14:24'27.160
14	32.275	23.858	24.886	27.486	1'48.505	272,9	14:26'15.665
15	32.250	23.722	24.764	27.532	1'48.268	273,6	14:28'03.933
16	32.287	23.789	24.966	27.697	1'48.739	273,6	14:29'52.672
17	32.229	23.846	25.009	27.677	1'48.761	269,6	14:31'41.433
18	32.625	24.140	25.231	27.772	1'49.768	264,9	14:33'31.201
19	32.382	23.870	25.213	27.637	1'49.102	268,9	14:35'20.303
20	32.454	24.085	25.129	27.731	1'49.399	266,2	14:37'09.702
21	32.632	24.144	25.349	27.999	1'50.124	270,9	14:38'59.826
Race Time 38'13.222							

14	32.498	23.939	24.921	27.851	1'49.209	268,2	14:26'20.928
15	32.571	23.801	25.058	27.922	1'49.352	272,9	14:28'10.280
16	32.676	23.832	24.953	27.718	1'49.179	270,9	14:29'59.459
17	32.596	23.815	25.111	27.990	1'49.512	272,9	14:31'48.971
18	32.560	23.931	25.244	27.973	1'49.708	264,3	14:33'38.679
19	32.514	23.994	25.200	27.947	1'49.655	259,9	14:35'28.334
20	32.698	23.966	25.297	28.227	1'50.188	269,6	14:37'18.522
21	32.842	24.138	25.535	28.496	1'51.011	268,2	14:39'09.533
Race Time 38'22.929							

2° 76 L. BAZ (1'48.374)							
Lap	Seg.1	Seg.2	Seg.3	Seg.4	Lap Time	km/h	Local Time
1		24.846	25.463	28.175	1'51.596	237,6	14:02'38.200
2	33.095	24.354	25.272	27.885	1'50.606	248,0	14:04'28.806
3	32.661	23.808	25.062	28.229	1'49.760	263,0	14:06'18.566
4	32.759	23.888	24.966	27.894	1'49.507	262,4	14:08'08.073
5	32.497	24.053	24.892	27.713	1'49.155	253,8	14:09'57.228
6	32.497	24.077	24.867	27.415	1'48.856	255,0	14:11'46.084
7	32.688	24.012	24.800	27.523	1'49.023	255,0	14:13'35.107
8	32.675	23.904	24.638	27.636	1'48.853	261,7	14:15'23.960
9	32.586	23.883	24.858	27.700	1'49.027	260,5	14:17'12.987
10	32.520	23.933	24.860	27.546	1'48.859	263,0	14:19'01.846
11	32.490	23.710	24.830	27.636	1'48.666	252,0	14:20'50.512
12	32.604	23.789	24.932	27.460	1'48.785	258,0	14:22'39.297
13	32.507	23.771	24.701	27.395	1'48.374	261,7	14:24'27.671
14	32.492	23.677	24.814	28.181	1'49.164	265,6	14:26'16.835
15	32.620	23.657	25.131	27.622	1'49.030	269,6	14:28'05.865
16	32.614	23.647	24.761	27.659	1'48.681	268,9	14:29'54.546
17	32.595	23.814	25.304	27.691	1'49.404	266,2	14:31'43.950
18	32.621	23.838	25.150	27.478	1'49.087	268,9	14:33'33.037
19	32.593	23.921	25.282	27.808	1'49.604	268,2	14:35'22.641
20	32.788	24.141	25.306	27.826	1'50.061	258,6	14:37'12.702
21	33.096	23.879	25.151	28.340	1'50.466	263,7	14:39'03.168
Race Time 38'16.564							

4° 7 C. DAVIES (1'48.761)							
Lap	Seg.1	Seg.2	Seg.3	Seg.4	Lap Time	km/h	Local Time
1		25.078	25.734	28.362	1'52.685	234,5	14:02'39.289
2	33.389	24.514	25.584	28.038	1'51.525	247,4	14:04'30.814
3	32.950	24.560	25.377	28.019	1'50.906	246,3	14:06'21.720
4	32.793	24.321	25.131	27.903	1'50.148	252,6	14:08'11.868
5	32.543	23.999	24.991	27.848	1'49.381	252,6	14:10'01.249
6	32.424	24.315	25.129	27.767	1'49.635	255,0	14:11'50.884
7	32.740	24.079	25.247	27.876	1'49.942	251,4	14:13'40.826
8	32.711	24.232	25.001	27.680	1'49.624	253,8	14:15'30.450
9	32.587	24.130	25.053	27.760	1'49.530	255,0	14:17'19.980
10	32.604	24.213	25.058	27.867	1'49.742	256,2	14:19'09.722
11	32.401	23.891	24.921	27.548	1'48.761	261,1	14:20'58.483
12	32.409	23.911	25.049	27.518	1'48.887	258,6	14:22'47.370
13	32.396	23.769	25.616	27.543	1'49.324	258,6	14:24'36.694
14	32.722	23.770	24.927	27.617	1'49.036	264,3	14:26'25.730
15	32.557	23.890	25.147	27.970	1'49.564	263,7	14:28'15.294
16	32.776	23.825	25.057	27.923	1'49.581	260,5	14:30'04.875
17	32.636	23.891	24.999	27.923	1'49.449	256,8	14:31'54.324
18	32.720	23.911	25.264	27.661	1'49.556	259,9	14:33'43.880
19	32.551	23.836	25.110	27.723	1'49.220	258,0	14:35'33.100
20	32.901	24.207	25.354	27.803	1'50.265	258,6	14:37'23.365
21	33.086	24.042	25.231	28.147	1'50.506	257,4	14:39'13.871
Race Time 38'27.267							

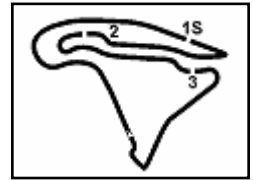
3° 22 A. LOWES (1'48.813)							
Lap	Seg.1	Seg.2	Seg.3	Seg.4	Lap Time	km/h	Local Time
1		24.745	25.497	28.086	1'50.988	244,1	14:02'37.592
2	33.202	24.642	25.288	28.480	1'51.612	249,7	14:04'29.204
3	32.716	24.269	25.045	28.072	1'50.102	252,0	14:06'19.306
4	32.655	24.244	25.235	27.857	1'49.991	252,6	14:08'09.297
5	32.552	24.189	24.981	27.856	1'49.578	248,0	14:09'58.875
6	32.313	23.914	24.967	27.619	1'48.813	264,9	14:11'47.688
7	32.401	23.747	25.029	27.877	1'49.054	268,2	14:13'36.742
8	32.510	23.960	24.885	27.911	1'49.266	261,1	14:15'26.008
9	32.667	23.949	25.075	27.713	1'49.404	268,2	14:17'15.412
10	32.433	23.863	24.868	27.769	1'48.933	266,2	14:19'04.345
11	32.422	23.987	25.074	27.844	1'49.327	267,6	14:20'53.672
12	32.464	23.698	24.987	27.912	1'49.061	270,9	14:22'42.733
13	32.375	23.804	25.087	27.720	1'48.986	270,2	14:24'31.719

5° 45 S. REDDING (1'48.560)							
Lap	Seg.1	Seg.2	Seg.3	Seg.4	Lap Time	km/h	Local Time
1		25.282	26.054	28.509	1'53.983	229,1	14:02'40.587
2	33.458	24.681	25.738	28.110	1'51.987	243,5	14:04'32.574
3	33.356	24.406	25.504	28.039	1'51.305	250,3	14:06'23.879
4	33.193	24.475	25.373	27.975	1'51.016	244,6	14:08'14.895
5	33.114	24.297	25.404	27.862	1'50.677	252,6	14:10'05.572
6	32.955	24.123	25.316	27.957	1'50.351	249,7	14:11'55.923
7	32.926	24.261	25.246	27.823	1'50.256	258,0	14:13'46.179
8	32.909	23.976	25.285	27.912	1'50.082	255,6	14:15'36.261
9	32.866	24.100	25.204	27.903	1'50.073	261,1	14:17'26.334
10	32.892	23.872	25.388	27.769	1'49.921	262,4	14:19'16.255
11	32.582	23.875	25.108	27.646	1'49.211	263,7	14:21'05.466
12	32.566	23.876	24.984	27.591	1'49.017	258,0	14:22'54.483
13	32.391	23.822	25.023	27.508	1'48.744	264,3	14:24'43.227
14	32.436	23.611	25.012	27.742	1'48.801	267,6	14:26'32.028
15	32.376	23.742	24.933	27.509	1'48.560	263,7	14:28'20.588
16	32.535	23.914	25.016	27.480	1'48.945	259,9	14:30'09.533
17	32.646	23.663	24.946	27.646	1'48.901	262,4	14:31'58.434
18	32.482	23.881	24.968	27.754	1'49.085	263,7	14:33'47.519
19	32.629	23.820	25.124	27.904	1'49.477	259,2	14:35'36.996
20	32.524	23.991	25.025	27.760	1'49.300	263,7	14:37'26.296
21	32.562	23.912	25.782	27.701	1'49.957	262,4	14:39'16.253
Race Time 38'29.649							

03/10/2020 P = Pits In/Out - C = Lap Time Cancelled
 These data/results cannot be reproduced, stored and/or transmitted in whole or in part by any manner of electronic, mechanical, photocopying, recording, broadcasting or otherwise now known or herein after developed without the previous express consent by the copyright owner, except for reproduction in daily press and regular printed publications on sale to the public within 60 days of the event related to those data/results and always provided that copyright symbol appears together as follows below.
 © DORNA WSBK ORGANIZATION Srl 2020

6° 54 T. RAZGATLIOGLU (1'49.046)							
Lap	Seg.1	Seg.2	Seg.3	Seg.4	Lap Time	km/h	Local Time
1		25.288	26.010	28.320	1'53.416	238,2	14:02'40.020
2	33.527	24.475	25.651	28.254	1'51.907	244,1	14:04'31.927
3	33.042	24.596	25.533	27.943	1'51.114	251,4	14:06'23.041
4	32.856	24.132	25.567	27.860	1'50.415	255,6	14:08'13.456





Pirelli French Round, 2 - 4 October 2020 Chronological Analysis Race 1

Magny-Cours 4.411 m

Start at 14:00'46.604

2 / 4

Lap	Seg.1	Seg.2	Seg.3	Seg.4	Lap Time	km/h	Local Time
5	32.717	24.042	25.256	27.607	1'49.622	262,4	14:10'03.078
6	32.736	24.151	25.434	27.682	1'50.003	258,0	14:11'53.081
7	32.579	24.079	25.392	27.801	1'49.851	265,6	14:13'42.932
8	32.741	24.030	25.364	27.712	1'49.847	263,7	14:15'32.779
9	32.553	24.047	25.337	27.522	1'49.459	261,1	14:17'22.238
10	32.476	24.422	25.630	27.942	1'50.470	255,6	14:19'12.708
11	32.693	23.953	25.247	27.667	1'49.560	256,8	14:21'02.268
12	32.446	23.963	25.106	27.656	1'49.171	257,4	14:22'51.439
13	32.275	24.002	25.172	27.597	1'49.046	257,4	14:24'40.485
14	32.412	24.161	25.068	27.767	1'49.408	255,0	14:26'29.893
15	32.628	23.955	25.070	27.758	1'49.411	258,6	14:28'19.304
16	32.443	23.943	25.275	27.535	1'49.196	271,6	14:30'08.500
17	32.460	23.871	25.248	27.696	1'49.275	265,6	14:31'57.775
18	32.451	23.812	25.207	27.675	1'49.145	268,9	14:33'46.920
19	32.532	23.896	25.352	27.675	1'49.455	264,9	14:35'36.375
20	32.420	23.774	25.184	28.287	1'49.665	260,5	14:37'26.040
21	32.405	23.757	26.381	28.219	1'50.762	266,9	14:39'16.802
Race Time 38'30.198							

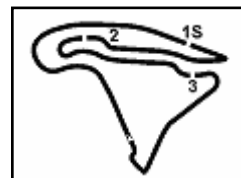
9° 60 M. VAN DER MARK (1'48.806)							
Lap	Seg.1	Seg.2	Seg.3	Seg.4	Lap Time	km/h	Local Time
1		24.730	26.025	28.586	1'51.912	257,4	14:02'38.516
2	33.319	24.741	25.659	27.745	1'51.464	238,2	14:04'29.980
3	32.872	24.562	25.369	27.722	1'50.525	246,3	14:06'20.505
4	32.553	24.492	25.337	27.701	1'50.083	257,4	14:08'10.588
5	32.279	24.420	25.201	27.847	1'49.747	257,4	14:10'00.335
6	32.454	24.421	25.115	27.859	1'49.849	255,0	14:11'50.184
7	32.527	24.400	25.195	27.761	1'49.883	256,8	14:13'40.067
8	32.614	24.384	25.121	27.606	1'49.725	264,3	14:15'29.792
9	32.420	24.040	25.173	27.683	1'49.316	265,6	14:17'19.108
10	32.372	23.966	25.086	27.474	1'48.898	266,2	14:19'08.006
11	32.235	23.990	25.065	27.516	1'48.806	261,1	14:20'56.812
12	32.256	24.037	25.080	27.474	1'48.847	265,6	14:22'45.659
13	32.613	24.185	25.124	27.455	1'49.377	263,7	14:24'35.036
14	32.239	23.801	25.258	42.696	2'03.994	268,9	14:26'39.030
15	32.575	23.851	27.864	28.038	1'52.328	266,2	14:28'31.358
16	32.511	23.878	25.224	27.479	1'49.092	266,2	14:30'20.450
17	32.430	24.082	25.257	27.727	1'49.496	261,1	14:32'09.946
18	32.486	24.318	25.237	27.597	1'49.638	266,9	14:33'59.584
19	32.617	24.086	25.240	27.692	1'49.635	266,9	14:35'49.219
20	32.453	24.097	25.281	27.739	1'49.570	263,0	14:37'38.789
21	32.486	23.980	25.615	27.662	1'49.743	263,7	14:39'28.532
Race Time 38'41.928							

7° 21 M. RINALDI (1'49.205)							
Lap	Seg.1	Seg.2	Seg.3	Seg.4	Lap Time	km/h	Local Time
1		25.525	25.716	28.374	1'52.915	225,8	14:02'39.519
2	33.603	24.713	25.612	28.165	1'52.093	231,5	14:04'31.612
3	33.047	24.601	25.358	28.062	1'51.068	239,7	14:06'22.680
4	33.067	24.507	25.500	28.270	1'51.344	253,2	14:08'14.024
5	32.811	24.666	25.413	27.842	1'50.732	240,8	14:10'04.756
6	32.654	24.467	25.086	27.815	1'50.022	246,8	14:11'54.778
7	32.701	24.289	25.088	27.807	1'49.885	251,4	14:13'44.663
8	32.613	23.999	25.244	27.710	1'49.566	253,2	14:15'34.229
9	32.587	24.019	25.068	27.782	1'49.456	248,5	14:17'23.685
10	32.507	24.105	25.254	27.785	1'49.651	253,2	14:19'13.336
11	32.350	24.310	25.421	27.696	1'49.777	253,2	14:21'03.113
12	32.378	24.184	25.104	27.702	1'49.368	246,8	14:22'52.481
13	32.431	24.328	25.115	27.829	1'49.703	249,7	14:24'42.184
14	32.506	23.943	25.188	27.849	1'49.486	261,7	14:26'31.670
15	32.459	24.419	25.293	27.712	1'49.883	258,6	14:28'21.553
16	32.742	24.227	25.130	27.617	1'49.716	234,5	14:30'11.269
17	32.606	23.896	24.990	27.713	1'49.205	256,2	14:32'00.474
18	32.481	24.101	25.147	27.758	1'49.487	253,2	14:33'49.961
19	32.715	24.139	25.308	27.767	1'49.929	261,1	14:35'39.890
20	32.688	24.192	25.414	28.001	1'50.295	255,0	14:37'30.185
21	33.102	24.816	26.087	28.889	1'52.894	225,8	14:39'23.079
Race Time 38'36.475							

10° 36 L. MERCADO (1'49.500)							
Lap	Seg.1	Seg.2	Seg.3	Seg.4	Lap Time	km/h	Local Time
1		25.656	26.202	28.688	1'55.091	216,7	14:02'41.695
2	33.879	24.713	25.701	28.272	1'52.565	230,1	14:04'34.260
3	32.987	24.451	25.544	28.378	1'51.360	244,1	14:06'25.620
4	33.045	24.316	25.802	28.267	1'51.430	244,6	14:08'17.050
5	32.940	24.242	25.444	28.032	1'50.658	259,2	14:10'07.708
6	32.899	23.958	25.292	27.912	1'50.061	261,1	14:11'57.769
7	32.793	24.038	25.160	27.750	1'49.741	256,2	14:13'47.510
8	33.096	24.135	25.391	27.900	1'50.522	259,2	14:15'38.032
9	32.837	23.836	25.079	27.748	1'49.500	263,7	14:17'27.532
10	32.656	23.878	25.269	27.802	1'49.605	259,9	14:19'17.137
11	32.707	24.195	25.650	27.852	1'50.404	259,2	14:21'07.541
12	32.963	24.155	25.441	28.581	1'51.140	253,2	14:22'58.681
13	33.261	24.000	25.733	27.924	1'50.918	263,0	14:24'49.599
14	32.835	24.167	25.347	28.037	1'50.386	261,7	14:26'39.985
15	32.812	24.122	25.455	27.812	1'50.201	258,6	14:28'30.186
16	32.777	23.931	25.275	27.783	1'49.766	266,2	14:30'19.952
17	32.737	23.941	25.328	27.733	1'49.739	262,4	14:32'09.691
18	32.984	24.216	25.448	27.915	1'50.563	250,8	14:34'00.254
19	32.773	24.290	25.333	27.744	1'50.140	261,7	14:35'50.394
20	32.895	24.160	25.359	27.769	1'50.183	261,1	14:37'40.577
21	32.848	24.493	25.795	28.147	1'51.283	263,0	14:39'31.860
Race Time 38'45.256							

8° 12 X. FORES (1'49.495)							
Lap	Seg.1	Seg.2	Seg.3	Seg.4	Lap Time	km/h	Local Time
1		25.720	26.588	28.579	1'55.930	206,0	14:02'42.534
2	33.775	24.554	25.650	28.261	1'52.240	234,0	14:04'34.774
3	33.198	24.347	25.429	28.299	1'51.273	239,7	14:06'26.047
4	33.240	24.411	25.516	28.681	1'51.848	230,6	14:08'17.895
5	33.249	24.010	25.075	28.018	1'50.352	245,7	14:10'08.247
6	33.194	23.753	25.043	27.859	1'49.849	249,1	14:11'58.096
7	32.818	24.208	25.288	27.740	1'50.054	246,3	14:13'48.150
8	33.112	24.072	25.204	27.896	1'50.284	256,2	14:15'38.434
9	32.909	23.793	24.941	27.852	1'49.495	256,8	14:17'27.929
10	32.733	24.051	25.104	27.730	1'49.618	253,2	14:19'17.547
11	32.605	24.040	25.281	27.828	1'49.754	251,4	14:21'07.301
12	32.927	23.976	25.062	27.589	1'49.554	255,6	14:22'56.855
13	32.692	24.022	25.186	27.863	1'49.763	263,7	14:24'46.618
14	32.786	23.910	25.217	27.873	1'49.786	268,2	14:26'36.404
15	33.031	23.760	25.163	27.820	1'49.774	264,3	14:28'26.178
16	32.881	23.790	25.416	27.797	1'49.884	263,0	14:30'16.062
17	32.943	23.915	25.394	27.766	1'50.018	261,7	14:32'06.080
18	33.021	23.887	25.421	27.965	1'50.294	268,2	14:33'56.374
19	33.058	23.679	25.360	27.889	1'49.986	270,9	14:35'46.360

11° 64 F. CARICASULO (1'49.888)							
Lap	Seg.1	Seg.2	Seg.3	Seg.4	Lap Time	km/h	Local Time
1		25.299	26.077	29.123	1'54.862	220,7	14:02'41.466
2	33.899	24.611	25.508	28.469	1'52.487	234,0	14:04'33.953
3	32.991	24.471	25.313	28.309	1'51.084	248,0	14:06'25.037
4	33.138	25.246	25.545	28.772	1'		



Magny-Cours 4.411 m

Pirelli French Round, 2 - 4 October 2020 Chronological Analysis Race 1

Start at 14:00'46.604

3 / 4

11	32.537	24.491	27.226	27.761	1'52.015	255,0	14:21'15.484	2	34.349	25.220	26.296	29.108	1'54.973	239,7	14:04'39.422
12	32.741	24.183	25.214	27.857	1'49.995	249,7	14:23'05.479	3	33.647	25.067	25.827	28.997	1'53.538	248,5	14:06'32.960
13	32.786	24.177	25.253	27.869	1'50.085	250,3	14:24'55.564	4	33.655	25.426	26.082	29.124	1'54.287	245,7	14:08'27.247
14	32.696	24.155	25.207	27.997	1'50.055	259,2	14:26'45.619	5	33.773	25.161	26.030	28.837	1'53.801	251,4	14:10'21.048
15	32.669	23.950	25.161	28.108	1'49.888	261,1	14:28'35.507	6	33.612	25.166	26.029	28.904	1'53.711	250,8	14:12'14.759
16	32.733	24.052	25.518	27.898	1'50.201	256,2	14:30'25.708	7	33.537	25.144	25.981	29.039	1'53.701	256,2	14:14'08.460
17	32.809	24.119	25.092	28.078	1'50.098	261,7	14:32'15.806	8	33.808	25.458	26.080	28.910	1'54.256	248,5	14:16'02.716
18	32.996	24.079	25.052	28.045	1'50.172	256,2	14:34'05.978	9	33.793	25.024	26.112	28.839	1'53.768	256,2	14:17'56.484
19	32.824	24.036	25.434	28.087	1'50.381	257,4	14:35'56.359	10	33.888	24.934	26.076	29.116	1'54.014	247,4	14:19'50.498
20	32.933	23.965	25.191	28.030	1'50.119	250,3	14:37'46.478	11	34.042	24.894	26.010	28.813	1'53.759	252,6	14:21'44.257
21	32.884	24.410	25.661	28.321	1'51.276	261,7	14:39'37.754	12	33.911	25.268	26.033	28.750	1'53.962	254,4	14:23'38.219

Race Time 38'51.150

12° 19 A. BAUTISTA (1'49.859)

Lap	Seg.1	Seg.2	Seg.3	Seg.4	Lap Time	km/h	Local Time
1		25.926	26.608	29.474	1'56.712	210,4	14:02'43.316
2	34.180	25.454	26.005	28.807	1'54.446	239,2	14:04'37.762
3	33.367	24.943	25.958	28.493	1'52.761	253,8	14:06'30.523
4	33.215	24.962	25.949	28.482	1'52.608	251,4	14:08'23.131
5	33.367	24.707	25.824	28.425	1'52.323	256,8	14:10'15.454
6	32.970	24.655	25.724	28.377	1'51.726	254,4	14:12'07.180
7	33.161	24.776	25.510	28.310	1'51.757	254,4	14:13'58.937
8	32.905	24.623	25.424	28.409	1'51.361	256,8	14:15'50.298
9	32.806	24.339	25.438	28.323	1'50.906	261,7	14:17'41.204
10	32.880	24.553	25.442	28.194	1'51.069	252,6	14:19'32.273
11	32.706	24.173	25.538	28.173	1'50.590	259,9	14:21'22.863
12	32.677	24.286	25.590	28.015	1'50.568	256,8	14:23'13.431
13	32.584	24.407	25.456	28.178	1'50.625	258,6	14:25'04.056
14	32.811	24.257	25.336	28.213	1'50.617	262,4	14:26'54.673
15	32.531	23.941	25.566	28.164	1'50.202	269,6	14:28'44.875
16	32.501	24.003	25.369	27.986	1'49.859	264,3	14:30'34.734
17	32.655	24.390	25.329	28.198	1'50.572	270,2	14:32'25.306
18	32.586	23.988	25.474	27.952	1'50.000	273,6	14:34'15.306
19	32.677	23.929	25.362	28.172	1'50.140	272,9	14:36'05.446
20	32.682	23.968	25.448	28.106	1'50.204	269,6	14:37'55.650
21	32.522	24.062	25.503	28.098	1'50.185	268,2	14:39'45.835

Race Time 38'59.231

13° 20 S. BARRIER (1'49.866)

Lap	Seg.1	Seg.2	Seg.3	Seg.4	Lap Time	km/h	Local Time
1		25.850	26.644	29.182	1'57.046	213,7	14:02'43.650
2	34.393	25.089	25.990	29.192	1'54.664	241,3	14:04'38.314
3	33.744	24.776	26.001	28.797	1'53.318	255,6	14:06'31.632
4	33.508	24.678	25.912	28.504	1'52.602	256,8	14:08'24.234
5	33.660	24.694	25.808	28.634	1'52.796	250,8	14:10'17.030
6	33.082	24.365	25.552	28.270	1'51.269	261,1	14:12'08.299
7	33.118	24.392	25.548	28.428	1'51.486	262,4	14:13'59.785
8	33.109	24.690	25.810	28.134	1'51.743	253,2	14:15'51.528
9	32.999	24.096	25.301	28.347	1'50.743	261,1	14:17'42.271
10	33.022	24.227	25.495	28.214	1'50.958	264,3	14:19'33.229
11	32.948	24.263	25.296	28.181	1'50.688	256,2	14:21'23.917
12	32.909	24.058	25.294	28.001	1'50.262	258,6	14:23'14.179
13	32.669	24.130	25.442	28.189	1'50.430	262,4	14:25'04.609
14	32.926	24.019	25.324	28.196	1'50.465	259,9	14:26'55.074
15	32.877	23.876	25.341	28.116	1'50.210	263,7	14:28'45.284
16	32.647	24.161	25.301	28.030	1'50.139	258,0	14:30'35.423
17	32.890	24.301	25.457	28.133	1'50.781	262,4	14:32'26.204
18	32.734	23.959	25.254	28.088	1'50.035	268,2	14:34'16.239
19	32.728	24.066	25.345	27.987	1'50.126	263,7	14:36'06.365
20	32.768	23.847	25.332	28.019	1'49.966	270,2	14:37'56.331
21	32.608	23.784	25.359	28.115	1'49.866	267,6	14:39'46.197

Race Time 38'59.593

14° 53 V. DEBISE (1'53.147)

Lap	Seg.1	Seg.2	Seg.3	Seg.4	Lap Time	km/h	Local Time
1		26.310	26.749	29.649	1'57.845	213,3	14:02'44.449

RET 91 L. HASLAM (1'48.912)

Lap	Seg.1	Seg.2	Seg.3	Seg.4	Lap Time	km/h	Local Time
1		25.605	26.137	28.689	1'54.791	218,9	14:02'41.395
2	33.404	25.041	25.420	28.112	1'51.977	241,3	14:04'33.372
3	32.737	24.579	25.479	28.161	1'50.956	245,7	14:06'24.328
4	32.692	24.373	25.074	27.948	1'50.087	256,2	14:08'14.415
5	32.399	24.571	25.166	27.658	1'49.794	252,0	14:10'04.209
6	32.799	24.379	24.961	27.686	1'49.825	252,0	14:11'54.034
7	32.562	24.366	24.876	27.758	1'49.562	252,0	14:13'43.596
8	32.337	24.195	25.100	28.003	1'49.635	246,8	14:15'33.231
9	32.460	24.145	25.009	27.849	1'49.463	250,3	14:17'22.694
10	32.153	24.379	25.345	28.037	1'49.914	256,8	14:19'12.608
11	32.469	23.969	24.830	28.049	1'49.317	266,2	14:21'01.925
12	32.411	23.880	24.934	27.687	1'48.912	271,6	14:22'50.837
13	32.300	24.043	24.965	27.937	1'49.245	266,2	14:24'40.082
14	32.455	24.152	25.217	27.837	1'49.661	263,7	14:26'29.743
15	32.612	23.918	25.031	28.434	1'49.995	267,6	14:28'19.738
16	32.636	23.868	24.963	27.766	1'49.233	258,0	14:30'08.971
17	32.499	23.695	25.023	28.060	1'49.277	262,4	14:31'58.248
18	32.323	23.943	24.929	27.773	1'48.968	256,2	14:33'47.216
19	32.359	24.039	25.188	27.854	1'49.440	252,6	14:35'36.656
20	32.254	23.826	25.098	28.036	1'49.214	260,5	14:37'25.870

Race Time 36'39.266

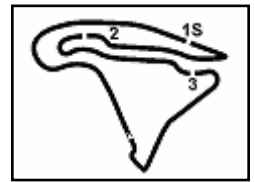
16° 34 X. PINSACH (1'53.949)

Lap	Seg.1	Seg.2	Seg.3	Seg.4	Lap Time	km/h	Local Time
1		25.987	26.830	29.737	1'58.377	196,7	14:02'44.981
2	34.445	25.488	26.468	29.239	1'55.640	224,3	14:04'40.621
3	33.825	25.253	26.235	28.979	1'54.292	243,0	14:06'34.913
4	33.879	25.151	26.266	28.984	1'54.280	243,5	14:08'29.193
5	33.798	25.009	25.994	29.148	1'53.949	243,5	14:10'23.142
6	33.631	36.739	26.994	29.521	2'06.885	249,7	14:12'30.027
7	34.099	25.497	26.642	29.051	1'55.289	242,4	14:14'25.316
8	33.698	25.145	26.274	29.218	1'54.335	248,0	14:16'19.651
9	33.890	25.157	26.338	29.115	1'54.500	247,4	14:18'14.151
10	33.800	26.017	26.951	29.303	1'56.071	251,4	14:20'10.222
11	33.756	25.203	26.377	29.246	1'54.582	246,3	14:22'04.804
12	33.818	25.310	26.170	29.314	1'54.612	256,2	14:23'59.416
13	33.769	25.286	26.485	29.237	1'54.777	255,0	14:25'54.193
14	33.840	25.219	26.209	29.229	1'54.497	244,6	14:27'48.690
15	33.908	25.197	26.272	29.381	1'54.758	256,8	14:29'43.448
16	33.802	25.144	26.442	29.497	1'54.885	245,2	14:31'38.333
17	34.129	26.527	28.036	29.470	1'58.162	235,6	14:33'36.495

03/10/2020 P = Pits In/Out - C = Lap Time Cancelled

These data/results cannot be reproduced, stored and/or transmitted in whole or in part by any manner of electronic, mechanical, photocopying, recording, broadcasting or otherwise now known or herein after developed without the previous express consent by the copyright owner, except for reproduction in daily press and regular printed publications on sale to the public within 60 days of the event related to those data/results and always provided that copyright symbol appears together as follows below.

© DORNA WSBK ORGANIZATION Srl 2020



Magny-Cours 4.411 m

4 / 4

Pirelli French Round, 2 - 4 October 2020 Chronological Analysis Race 1

Start at 14:00'46.604

18	33.795	25.909	26.532	29.326	1'55.562	255,6	14:35'32.057
19	33.874	25.465	28.101	29.662	1'57.102	244,1	14:37'29.159
20	33.915	25.664	26.864	29.941	1'56.384	243,0	14:39'25.543

Race Time 38'38.939

17° 97 S. CAVALIERI (1'54.694)							
Lap	Seg.1	Seg.2	Seg.3	Seg.4	Lap Time	km/h	Local Time
1		26.765	27.052	29.820	2'00.254	207,2	14:02'46.858
2	35.383	26.418	26.981	29.405	1'58.187	216,7	14:04'45.045
3	34.934	26.003	26.631	29.395	1'56.963	231,0	14:06'42.008
4	34.596	25.893	26.697	29.253	1'56.439	232,0	14:08'38.447
5	34.446	25.777	26.469	29.152	1'55.844	230,1	14:10'34.291
6	34.498	26.133	26.530	29.420	1'56.581	232,5	14:12'30.872
7	34.542	25.815	26.384	29.139	1'55.880	226,7	14:14'26.752
8	34.651	25.755	26.144	28.950	1'55.500	229,1	14:16'22.252
9	34.239	25.447	26.282	28.965	1'54.933	235,1	14:18'17.185
10	34.665	25.567	26.100	28.971	1'55.303	226,2	14:20'12.488
11	34.311	25.433	26.105	28.846	1'54.695	234,0	14:22'07.183
12	34.321	25.420	26.211	28.902	1'54.854	233,5	14:24'02.037
13	34.286	25.511	26.177	28.855	1'54.829	233,5	14:25'56.866
14	34.317	25.491	26.098	28.860	1'54.766	230,1	14:27'51.632
15	34.450	25.583	25.908	28.753	1'54.694	231,0	14:29'46.326
16	34.229	25.291	29.310	30.501	1'59.331	235,1	14:31'45.657
17	34.420	26.116	26.146	29.064	1'55.746	239,2	14:33'41.403
18	34.255	25.830	31.450	29.118	2'00.653	238,7	14:35'42.056
19	34.237	25.282	32.541	29.412	2'01.472	237,1	14:37'43.528
20	34.385	26.891	26.469	29.498	1'57.243	238,7	14:39'40.771

Race Time 38'54.167

18° 13 T. TAKAHASHI (1'53.771)							
Lap	Seg.1	Seg.2	Seg.3	Seg.4	Lap Time	km/h	Local Time
1		26.288	26.623	29.463	1'58.714	204,1	14:02'45.318
2	34.479	49.056	26.339	29.866	2'19.740	216,3	14:05'05.058
3	34.009	25.324	26.413	29.476	1'55.222	254,4	14:07'00.280
4	33.862	25.287	26.179	30.122	1'55.450	260,5	14:08'55.730
5	33.699	25.064	26.106	29.733	1'54.602	262,4	14:10'50.332
6	33.897	24.972	26.425	29.366	1'54.660	261,7	14:12'44.992
7	33.836	25.076	26.190	29.268	1'54.370	261,1	14:14'39.362
8	33.477	24.935	25.953	30.092	1'54.457	265,6	14:16'33.819
9	33.654	25.272	26.267	41.885	2'07.078	249,7	14:18'40.897
10	33.655	25.086	26.169	29.476	1'54.386	252,0	14:20'35.283
11	33.578	24.798	26.083	29.373	1'53.832	263,0	14:22'29.115
12	33.341	24.906	26.186	29.338	1'53.771	264,9	14:24'22.886
13	34.221	28.652	34.837	33.516	2'11.226	243,0	14:26'34.112
14	36.206	28.568	26.958	30.988	2'02.720	233,5	14:28'36.832
15	33.507	25.144	26.469	29.214	1'54.334	253,2	14:30'31.166
16	34.362	29.092	26.247	29.566	1'59.267	256,8	14:32'30.433
17	34.004	25.070	26.462	29.478	1'55.014	265,6	14:34'25.447
18	33.861	25.034	26.405	29.674	1'54.974	253,2	14:36'20.421
19	33.809	25.052	26.454	29.688	1'55.003	256,8	14:38'15.424
20	33.654	25.462	26.954	30.133	1'56.203	253,8	14:40'11.627

Race Time 39'25.023

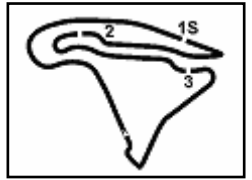
RET 31 G. GERLOFF (1'49.094)							
Lap	Seg.1	Seg.2	Seg.3	Seg.4	Lap Time	km/h	Local Time
1		25.136	25.577	28.184	1'51.251	252,6	14:02'37.855
2	33.056	24.304	25.122	27.916	1'50.398	253,8	14:04'28.253
3	32.545	23.995	25.169	28.978	1'50.687	266,2	14:06'18.940
4	32.427	24.016	25.029	27.912	1'49.384	263,0	14:08'08.324
5	32.324	24.245	24.910	27.788	1'49.267	260,5	14:09'57.591
6	32.445	23.874	25.006	27.769	1'49.094	256,2	14:11'46.685

Race Time 11'00.081

03/10/2020 P = Pits In/Out - C = Lap Time Cancelled

These data/results cannot be reproduced, stored and/or transmitted in whole or in part by any manner of electronic, mechanical, photocopying, recording, broadcasting or otherwise now known or herein after developed without the previous express consent by the copyright owner, except for reproduction in daily press and regular printed publications on sale to the public within 60 days of the event related to those data/results and always provided that copyright symbol appears together as follows below.

© DORNA WSBK ORGANIZATION Srl 2020



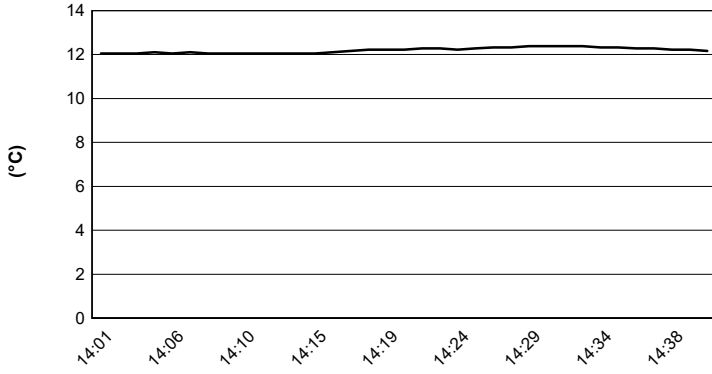
Magny-Cours 4.411 m

Pirelli French Round, 2 - 4 October 2020

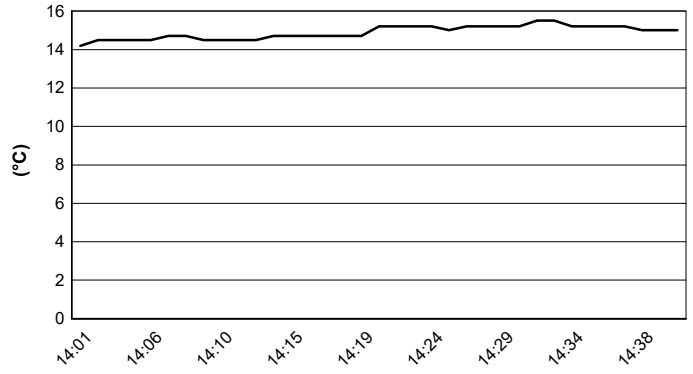
Weather Report Race 1

Session started 14:01 - Session ended 14:41

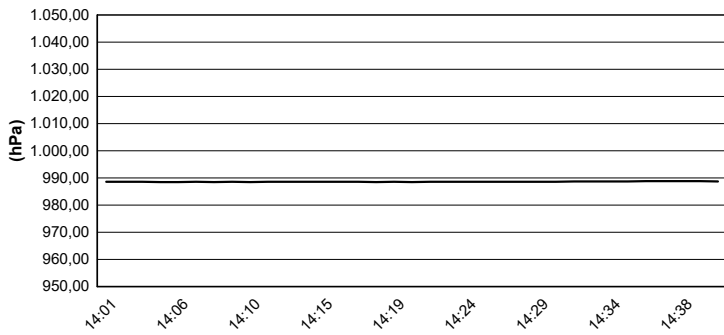
Air Temperature



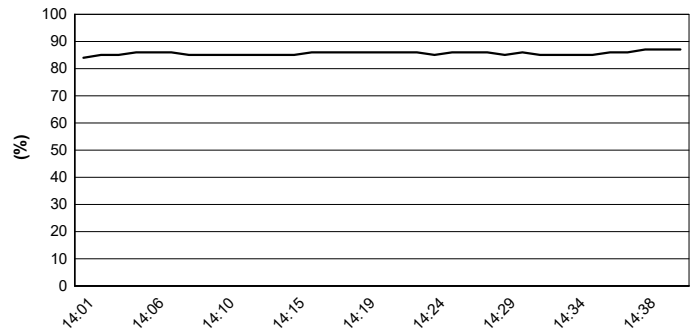
Track Temperature



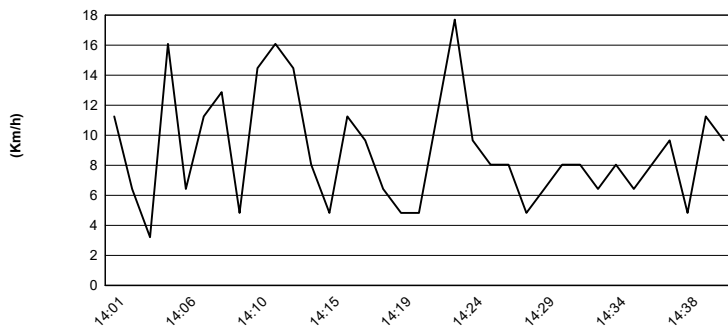
Air Pressure



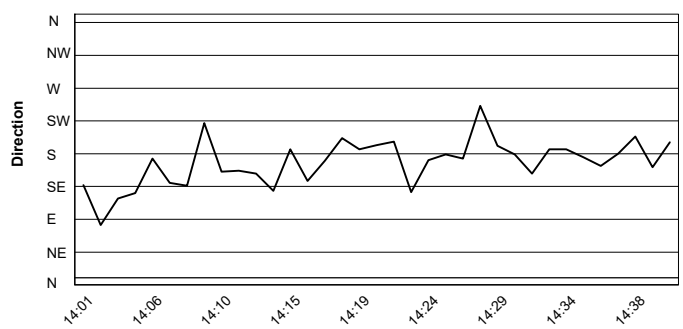
Humidity



Wind Speed



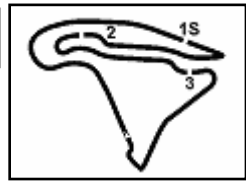
Wind Direction



03/10/2020

These data/results cannot be reproduced, stored and/or transmitted in whole or in part by any manner of electronic, mechanical, photocopying, recording, broadcasting or otherwise now known or herein after developed without the previous express consent by the copyright owner, except for reproduction in daily press and regular printed publications on sale to the public within 60 days of the event related to those data/results and always provided that copyright symbol appears together as follows below.

© DORNA WSBK ORGANIZATION Srl 2020



Magny-Cours 4.411 m

Pirelli French Round, 2 - 4 October 2020
Manufacturers Standings

	Points	Points From First	Points From Previous	March 1	August 2	August 9	August 30	September 6	September 20	October 4	October 18						
				PHILLIP ISLAND	JEREZ	PORTIMÃO	ARAGON	TERUEL	BARCELONA	MAGNY-COURS	ESTORIL						
1 KAWASAKI	341			20 25 12	20 11 12	25 25 12	16 25 12	20 25 9	25 13 9	25							
2 DUCATI	309	32		16 16 7	25 25 9	11 20 5	25 20 9	25 20 12	20 25 6	13							
3 YAMAHA	250	91	59	25 13 9	16 16 7	20 16 9	11 10 7	13 10 3	13 20 12	20							
4 HONDA	138	203	112	11 10 2	9 8 1	7 11 1	6 16 6	9 13 6	11 7	4							
5 BMW	83	258	55	7 6 4	1 5 4	8 9 4	4	8 5 1	5 11 1								
6 APRILIA	4	337	79		4												

03/10/2020 First Line: Race 1 & 2 - Second Line: Tissot Superpole Race

These data/results cannot be reproduced, stored and/or transmitted in whole or in part by any manner of electronic, mechanical, photocopying, recording, broadcasting or otherwise now known or herein after developed without the previous express consent by the copyright owner, except for reproduction in daily press and regular printed publications on sale to the public within 60 days of the event related to those data/results and always provided that copyright symbol appears together as follows below.

© DORNA WSBK ORGANIZATION Srl 2020

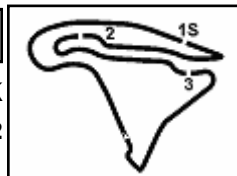
FIGR PERUGIA TIMING



Official Tyre Supplier



Official Timekeeper



Pirelli French Round, 2 - 4 October 2020 Best Laps & Speeds

Magny-Cours 4.411 m

No.	Rider Bike	Nat	Best Lap		FP1		FP2		FP3		SP		RC1	
			LL	SPD	LL	SPD	LL	SPD	LL	SPD	LL	SPD	LL	SPD
1	1 J. REA Kawasaki ZX-10RR	GBR	1'48.268 58 275,0		1'49.356 12 270,2		1'48.845 17 272,2				1'48.828 8 275,0		1'48.268 21 274,3	
2	76 L. BAZ Yamaha YZF R1	FRA	1'48.374 75 272,2		1'50.707 15 260,4		1'49.412 18 266,2		1'48.707 10 270,2		1'49.647 11 272,2		1'48.374 21 269,5	
3	45 S. REDDING Ducati Panigale V4 R	GBR	1'48.560 76 273,6		1'52.177 20 268,8		1'49.899 17 273,6		1'52.591 8 273,6		1'49.684 10 272,2		1'48.560 21 267,5	
4	50 E. LAVERTY BMW S1000 RR	IRL	1'48.644 41 265,5		1'53.251 7 263,0		1'50.022 18 265,5		1'52.541 6 263,0		1'48.644 10 264,9			
5	7 C. DAVIES Ducati Panigale V4 R	GBR	1'48.761 77 269,5		1'54.764 17 264,9		1'50.643 19 259,2		1'50.110 9 268,8		1'49.659 11 269,5		1'48.761 21 264,2	
6	66 T. SYKES BMW S1000 RR	GBR	1'48.786 36 268,8		1'50.995 14 266,2		1'49.717 13 268,8				1'48.786 9 258,0			
7	60 M. VAN DER MARK Yamaha YZF R1	NED	1'48.806 67 275,0		1'52.603 14 270,9		1'50.467 19 272,9		1'51.491 4 262,3		1'49.354 9 275,0		1'48.806 21 268,8	
8	22 A. LOWES Kawasaki ZX-10RR	GBR	1'48.813 71 276,4		1'52.114 17 258,6		1'49.552 17 275,7		1'49.127 7 273,6		1'48.877 9 276,4		1'48.813 21 272,9	
9	31 G. GERLOFF Yamaha YZF R1	USA	1'48.830 57 275,7		1'52.733 17 268,2		1'48.830 19 275,7		1'49.448 7 268,8		1'49.019 8 266,2		1'49.094 6 266,2	
10	91 L. HASLAM Honda CBR1000RR-R	GBR	1'48.912 71 272,2		1'52.640 14 262,3		1'49.956 17 272,2		1'49.705 10 268,2		1'50.319 10 270,9		1'48.912 20 271,5	
11	21 M. RINALDI Ducati Panigale V4 R	ITA	1'48.914 74 270,2		1'52.338 20 259,8		1'48.914 16 264,9		1'53.324 7 257,3		1'49.478 10 270,2		1'49.205 21 261,7	
12	54 T. RAZGATLIOGLU Yamaha YZF R1	TUR	1'49.046 71 271,5		1'51.320 14 264,9		1'50.926 20 267,5		1'52.653 7 263,6		1'50.531 9 267,5		1'49.046 21 271,5	
13	12 X. FORES Kawasaki ZX-10RR	ESP	1'49.495 71 270,9		1'51.569 19 259,8		1'50.959 15 264,2		1'51.421 6 260,4		1'50.549 10 264,9		1'49.495 21 270,9	
14	36 L. MERCADO Ducati Panigale V4 R	ARG	1'49.500 76 268,8		1'53.799 16 263,0		1'51.187 22 264,9		1'53.892 7 253,7		1'50.570 10 268,8		1'49.500 21 266,2	
15	19 A. BAUTISTA Honda CBR1000RR-R	ESP	1'49.859 74 273,6		1'56.871 16 257,3		1'52.730 21 255,5		1'56.703 6 259,2		1'51.614 10 258,6		1'49.859 21 273,6	
16	20 S. BARRIER Ducati Panigale V4 R	FRA	1'49.866 75 270,2		1'53.815 16 268,8		1'52.485 19 268,8		1'54.682 8 251,4		1'52.055 11 263,6		1'49.866 21 270,2	
17	64 F. CARICASULO Yamaha YZF R1	ITA	1'49.888 75 270,2		1'53.675 14 270,2		1'52.388 20 256,7		1'52.046 10 246,8		1'50.470 10 263,6		1'49.888 21 261,7	
18	53 V. DEBISE Kawasaki ZX-10RR	FRA	1'51.401 82 263,6		1'55.341 20 258,0		1'52.274 21 259,2		1'53.057 10 263,6		1'51.401 10 261,7		1'53.147 21 259,8	
19	34 X. PINSACH Kawasaki ZX-10RR	ESP	1'51.915 75 263,0		1'55.440 16 255,5		1'53.474 20 263,0		1'54.644 7 252,0		1'51.915 12 258,0		1'53.949 20 256,7	
20	97 S. CAVALIERI Ducati Panigale V4 R	ITA	1'53.377 65 245,1		2'00.620 8 240,2		1'57.493 16 234,0		1'57.198 9 240,8		1'53.377 12 245,1		1'54.694 20 239,2	
21	13 T. TAKAHASHI Honda CBR1000RR-R	JPN	1'53.771 67 265,5		1'57.525 12 261,1		1'54.144 17 263,6		1'56.224 8 263,6		1'55.230 10 259,2		1'53.771 20 265,5	

03/10/2020

These data/results cannot be reproduced, stored and/or transmitted in whole or in part by any manner of electronic, mechanical, photocopying, recording, broadcasting or otherwise now known or herein after developed without the previous express consent by the copyright owner, except for reproduction in daily press and regular printed publications on sale to the public within 60 days of the event related to those data/results and always provided that copyright symbol appears together as follows below.

© DORNA WSBK ORGANIZATION Srl 2020

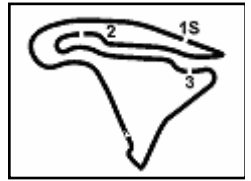
PIRELLI PERUGIA TIMING



Official Tyre Supplier



Official Timekeeper



Magny-Cours 4.411 m

Pirelli French Round, 2 - 4 October 2020
Pirelli Best Lap Award

	Points	Points From First	Points From Previous	March 1 PHILLIP ISLAND	August 2 JEREZ	August 9 PORTIMÃO	August 30 ARAGON	September 6 TERUEL	September 20 BARCELONA	October 4 MAGNY-COURS	October 18 ESTORIL							
1 REA Jonathan (GBR)	7			1	1	1 1	1		1	1								
2 REDDING Scott (GBR)	2	5		1	1													
3 DAVIES Chaz (GBR)	2	5	0				1		1									
4 RINALDI Michael Ruben (ITA)	2	5	0					1 1										

03/10/2020

These data/results cannot be reproduced, stored and/or transmitted in whole or in part by any manner of electronic, mechanical, photocopying, recording, broadcasting or otherwise now known or herein after developed without the previous express consent by the copyright owner, except for reproduction in daily press and regular printed publications on sale to the public within 60 days of the event related to those data/results and always provided that copyright symbol appears together as follows below.

© DORNA WSBK ORGANIZATION Srl 2020

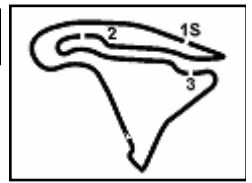
FKR PERUGIA TIMING



Official Tyre Supplier



Official Timekeeper



Pirelli French Round, 2 - 4 October 2020
Hyundai N-spined Award

Magny-Cours 4.411 m

Points	Points From First	Points From Previous	March 1	August 2	August 9	August 30	September 6	September 20	October 4	October 18									
			PHILLIP ISLAND	JEREZ	PORTIMÃO	ARAGON	TERUEL	BARCELONA	MAGNY-COURS	ESTORIL									
1 DAVIES Chaz (GBR)	66		8 10	3 3	2 9	7 3	5	8 3	5										
2 MELANDRI Marco (ITA)	37	29		11 10	2 4	5	5												
3 BAUTISTA Alvaro (ESP)	37	29	0	9 8	1 3	3 7	1		5										
4 TAKAHASHI Takumi (JPN)	36	30	1		5	2 2	7 3	6 5	3 3										
5 CARICASULO Federico (ITA)	29	37	7			1 6	7 2	2 2	8 1										
6 BARRIER Sylvain (FRA)	28	38	1		5	2 4	8 3		6										
7 VAN DER MARK Michael (NED)	27	39	1	2 1		2 4	3	8 6	1										
8 LAVERTY Eugene (IRL)	26	40	1	2			2 3	8 5	1 5										
9 RINALDI Michael Ruben (ITA)	26	40	0	4	4 8	2 2	1 3	1 1											
10 RAZGATLIOGLU Toprak (TUR)	26	40	0	3	2 7		5	2	7										
11 FORES Xavi (ESP)	26	40	0		3 3	2	5 2	2 2	1 6										
12 GABELLINI Lorenzo (ITA)	25	41	1		5 3	3 5	6 3												
13 GERLOFF Garrett (USA)	24	42	1	3	4		1	3 4	7 2										
14 MERCADO Leandro (ARG)	23	43	1		5	2 7	4		5										
15 LOWES Alex (GBR)	21	45	2	6 3	5 2			3 1	1										
16 REDDING Scott (GBR)	19	47	2		1	1 3	2		5 2	5									
17 FOLGER Jonas (GER)	17	49	2						9 8										
18 FERRARI Matteo (ITA)	12	54	5					6 6											
19 RAMOS Roman (ESP)	11	55	1				8	3											
20 PONSSON Christophe (FRA)	11	55	0		6	5													
21 BAZ Loris (FRA)	9	57	2		1			2	6										
22 HASLAM Leon (GBR)	9	57	0				3	4	2										
23 SYKES Tom (GBR)	6	60	3				2	4											
24 SCHEIB Maximilian (CHI)	5	61	1	5															

03/10/2020

These data/results cannot be reproduced, stored and/or transmitted in whole or in part by any manner of electronic, mechanical, photocopying, recording, broadcasting or otherwise now known or herein after developed without the previous express consent by the copyright owner, except for reproduction in daily press and regular printed publications on sale to the public within 60 days of the event related to those data/results and always provided that copyright symbol appears together as follows below.

© DORNA WSBK ORGANIZATION Srl 2020

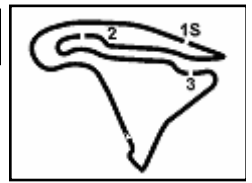
FICR PERUGIA TIMING



Official Tyre Supplier



Official Timekeeper



Magny-Cours 4.411 m

Pirelli French Round, 2 - 4 October 2020
Hyundai N-spired Award

2 / 2

	Points	Points From First	Points From Previous	March 1	August 2	August 9	August 30	September 6	September 20	October 4	October 18						
				PHILLIP ISLAND	JEREZ	PORTIMÃO	ARAGON	TERUEL	BARCELONA	MAGNY-COURS	ESTORIL						
25 CAVALIERI Samuele (ITA)	4	62	1						1	3							
26 ZANETTI Lorenzo (ITA)	4	62	0						1	3							
27 REA Jonathan (GBR)	3	63	1					1		2							
28 PINSACH Xavier (ESP)	2	64	1							2							
29 DEBISE Valentin (FRA)	2	64	0							2							
30 CORTESE Sandro (GER)	1	65	1	1													

03/10/2020

These data/results cannot be reproduced, stored and/or transmitted in whole or in part by any manner of electronic, mechanical, photocopying, recording, broadcasting or otherwise now known or herein after developed without the previous express consent by the copyright owner, except for reproduction in daily press and regular printed publications on sale to the public within 60 days of the event related to those data/results and always provided that copyright symbol appears together as follows below.

© DORNA WSBK ORGANIZATION Srl 2020

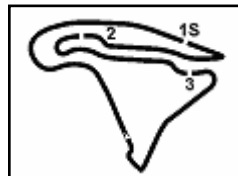
FKR PERUGIA TIMING



Official Tyre Supplier



Official Timekeeper



Magny-Cours 4.411 m

**Pirelli French Round, 2 - 4 October 2020
Championship Standings**

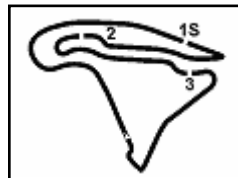
	Points	Points From First	Points From Previous	March 1 PHILLIP ISLAND	August 2 JEREZ	August 9 PORTIMÃO	August 30 ARAGON	September 6 TERUEL	September 20 BARCELONA	October 4 MAGNY-COURS	October 18 ESTORIL							
27 DEBISE Valentin (FRA)	2	313	1							2								
28 PINSACH Xavier (ESP)	1	314	1							1								

03/10/2020 First Line: Race 1 & 2 - Second Line: Tissot Superpole Race

These data/results cannot be reproduced, stored and/or transmitted in whole or in part by any manner of electronic, mechanical, photocopying, recording, broadcasting or otherwise now known or herein after developed without the previous express consent by the copyright owner, except for reproduction in daily press and regular printed publications on sale to the public within 60 days of the event related to those data/results and always provided that copyright symbol appears together as follows below.

© DORNA WSBK ORGANIZATION Srl 2020





Magny-Cours 4.411 m

**Pirelli French Round, 2 - 4 October 2020
 Championship Standings**

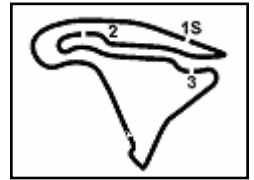
Points	Points From First	Points From Previous	Independent Riders															
			March 1 PHILLIP ISLAND	August 2 JEREZ	August 9 PORTIMÃO	August 30 ARAGON	September 6 TERUEL	September 20 BARCELONA	October 4 MAGNY-COURS	October 18 ESTORIL								
1	RINALDI Michael Ruben (ITA)	153	6 1	10 13 3	11 10 2	13 11 2	25 20 7	9 4	9									
2	BAZ Loris (FRA)	111 42	9 8 3	11 6	10 7	9 1	4 8	2 6 7	20									
3	GERLOFF Garrett (USA)	68 85 43	2	5 6 2	2 5	6	5 6	8 16 5										
4	CARICASULO Federico (ITA)	46 107 22	4		1 7	7 3	7 7	1 4	5									
5	FORES Xavi (ESP)	45 108 1	5	3 3	3	8 5	3 3	3 1	8									
6	MELANDRI Marco (ITA)	23 130 22		8 7	2	2	4											
7	MERCADO Leandro (ARG)	18 135 5		1	6	5			6									
8	CORTESE Sandro (GER)	14 139 4	3 7	2 2														
9	SCHEIB Maximilian (CHI)	11 142 3	1 9			1												
10	FOLGER Jonas (GER)	9 144 2						4 5										
11	BARRIER Sylvain (FRA)	8 145 1			1 4				3									
12	PONSSON Christophe (FRA)	4 149 4		4														
13	RAMOS Roman (ESP)	4 149 0				3	1											
14	FERRARI Matteo (ITA)	4 149 0					2 2											
15	TAKAHASHI Takumi (JPN)	4 149 0				1	1	2										
16	ZANETTI Lorenzo (ITA)	3 150 1						3										
17	DEBISE Valentin (FRA)	2 151 1							2									
18	PINSACH Xavier (ESP)	1 152 1							1									

03/10/2020 First Line: Race 1 & 2 - Second Line: Tissot Superpole Race

These data/results cannot be reproduced, stored and/or transmitted in whole or in part by any manner of electronic, mechanical, photocopying, recording, broadcasting or otherwise now known or herein after developed without the previous express consent by the copyright owner, except for reproduction in daily press and regular printed publications on sale to the public within 60 days of the event related to those data/results and always provided that copyright symbol appears together as follows below.

© DORNA WSBK ORGANIZATION Srl 2020





Magny-Cours 4.411 m

Pirelli French Round, 2 - 4 October 2020
Provisional Starting Grid - Tissot Superpole Race
10 Laps x 4,411 km = 44,110 km

3	1	REA J. Kawasaki	1'48.828	2	66	SYKES T. BMW	1'48.786	1	50	LAVERTY E. BMW	1'48.644	1
6	60	VAN DER MARK M. Yamaha	1'49.354	5	31	GERLOFF G. Yamaha	1'49.019	4	22	LOWES A. Kawasaki	1'48.877	2
9	7	DAVIES C. Ducati	1'49.659	8	76	BAZ L. Yamaha	1'49.647	7	21	RINALDI M. Ducati	1'49.478	3
12	64	CARICASULO F. Yamaha	1'50.470	11	91	HASLAM L. Honda	1'50.319	10	45	REDDING S. Ducati	1'49.684	4
15	36	MERCADO L. Ducati	1'50.570	14	12	FORES X. Kawasaki	1'50.549	13	54	RAZGATLIOGLU T. Yamaha	1'50.531	5
18	34	PINSACH X. Kawasaki	1'51.915	17	19	BAUTISTA A. Honda	1'51.614	16	53	DEBISE V. Kawasaki	1'51.401	6
21	13	TAKAHASHI T. Honda	1'55.230	20	97	CAVALIERI S. Ducati	1'53.377	19	20	BARRIER S. Ducati	1'52.055	7

03/10/2020 The Race Director

These data/results cannot be reproduced, stored and/or transmitted in whole or in part by any manner of electronic, mechanical, photocopying, recording, broadcasting or otherwise now known or herein after developed without the previous express consent by the copyright owner, except for reproduction in daily press and regular printed publications on sale to the public within 60 days of the event related to those data/results and always provided that copyright symbol appears together as follows below.

© DORNA WSBK ORGANIZATION Srl 2020

FKR PERUGIA TIMING



Official Tyre Supplier



Official Timekeeper