

## Pirelli French Round, 2 - 4 October 2020 Chronological Analysis Race 1

Magny-Cours 4.411 m

Start at 14:00'46.604

1 / 4

1° J. REA (1'48.268)								4° 7 C. DAVIES (1'48.761)							
Lap	Seg.1	Seg.2	Seg.3	Seg.4	Lap Time	km/h	Local Time	Lap	Seg.1	Seg.2	Seg.3	Seg.4	Lap Time	km/h	Local Time
1		24.441	25.586	28.291	1'50.526	264,9	14:02'37.130	1		25.078	25.734	28.362	1'52.685	234,5	14:02'39.289
2	33.144	24.469	25.160	27.857	1'50.630	259,9	14:04'27.760	2	33.389	24.514	25.584	28.038	1'51.525	247,4	14:04'30.814
3	32.764	24.190	25.167	28.031	1'50.152	264,9	14:06'17.912	3	32.950	24.560	25.377	28.019	1'50.906	246,3	14:06'21.720
4	32.687	24.155	25.217	27.803	1'49.862	263,7	14:08'07.724	4	32.793	24.321	25.131	27.903	1'50.148	252,6	14:08'11.868
5	32.475	24.015	24.999	27.466	1'48.955	265,6	14:09'56.779	5	32.543	23.999	24.991	27.848	1'49.381	252,6	14:10'01.249
6	32.660	23.934	24.899	27.641	1'49.134	265,6	14:11'45.863	6	32.424	24.315	25.129	27.767	1'49.635	255,0	14:11'50.884
7	32.634	23.883	24.791	27.621	1'48.929	269,6	14:13'34.792	7	32.740	24.079	25.247	27.876	1'49.942	251,4	14:13'40.826
8	32.342	23.900	24.978	27.567	1'48.787	272,3	14:15'23.579	8	32.711	24.232	25.001	27.680	1'49.624	253,8	14:15'30.450
9	32.476	23.956	24.847	27.702	1'48.981	268,9	14:17'12.560	9	32.587	24.130	25.053	27.760	1'49.530	255,0	14:17'19.980
10	32.384	23.966	24.901	27.650	1'48.901	270,2	14:19'01.461	10	32.604	24.213	25.058	27.867	1'49.742	256,2	14:19'09.722
11	32.457	23.857	24.832	27.599	1'48.745	269,6	14:20'50.206	11	32.401	23.891	24.921	27.548	1'48.761	261,1	14:20'58.483
12	32.502	23.898	24.893	<b>27.387</b>	1'48.680	269,6	14:22'38.886	12	32.409	23.911	25.049	<b>27.518</b>	1'48.887	258,6	14:22'47.370
13	32.255	23.748	<b>24.759</b>	27.512	1'48.274	<b>274,3</b>	14:24'27.160	13	<b>32.396</b>	<b>23.769</b>	25.616	27.543	1'49.324	258,6	14:24'36.694
14	32.275	23.858	24.886	27.486	1'48.505	272,9	14:26'15.665	14	32.722	23.770	24.927	27.617	1'49.036	<b>264,3</b>	14:26'25.730
15	32.250	<b>23.722</b>	24.764	27.532	<b>1'48.268</b>	273,6	14:28'03.933	15	32.557	23.890	25.147	27.970	1'49.564	263,7	14:28'15.294
16	32.287	23.789	24.966	27.697	1'48.739	273,6	14:29'52.672	16	32.776	23.825	25.057	27.923	1'49.581	260,5	14:30'04.875
17	32.229	23.846	25.009	27.677	1'48.761	269,6	14:31'41.433	17	32.636	23.891	24.999	27.923	1'49.449	256,8	14:31'54.324
18	32.625	24.140	25.231	27.772	1'49.768	264,9	14:33'31.201	18	32.720	23.911	25.264	27.661	1'49.556	259,9	14:33'43.880
19	32.382	23.870	25.213	27.637	1'49.102	268,9	14:35'20.303	19	32.551	23.836	25.110	27.723	1'49.220	258,0	14:35'33.100
20	32.454	24.085	25.129	27.731	1'49.399	266,2	14:37'09.702	20	32.901	24.207	25.354	27.803	1'50.265	258,6	14:37'23.365
21	32.632	24.144	25.349	27.999	1'50.124	270,9	14:38'59.826	21	33.086	24.042	25.231	28.147	1'50.506	257,4	14:39'13.871
							Race Time 38'13.222								Race Time 38'27.267

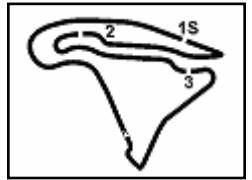
2° 76 L. BAZ (1'48.374)								5° 45 S. REDDING (1'48.560)							
Lap	Seg.1	Seg.2	Seg.3	Seg.4	Lap Time	km/h	Local Time	Lap	Seg.1	Seg.2	Seg.3	Seg.4	Lap Time	km/h	Local Time
1		24.846	25.463	28.175	1'51.596	237,6	14:02'38.200	1		25.282	26.054	28.509	1'53.983	229,1	14:02'40.587
2	33.095	24.354	25.272	27.885	1'50.606	248,0	14:04'28.806	2	33.458	24.681	25.738	28.110	1'51.987	243,5	14:04'32.574
3	32.661	23.808	25.062	28.229	1'49.760	263,0	14:06'18.566	3	33.356	24.406	25.504	28.039	1'51.305	250,3	14:06'23.879
4	32.759	23.888	24.966	27.894	1'49.507	262,4	14:08'08.073	4	33.193	24.475	25.373	27.975	1'51.016	244,6	14:08'14.895
5	32.497	24.053	24.892	27.713	1'49.155	253,8	14:09'57.228	5	33.114	24.297	25.404	27.862	1'50.677	252,6	14:10'05.572
6	32.497	24.077	24.867	27.415	1'48.856	255,0	14:11'46.084	6	32.955	24.123	25.316	27.957	1'50.351	249,7	14:11'55.923
7	32.688	24.012	24.800	27.523	1'49.023	255,0	14:13'35.107	7	32.926	24.261	25.246	27.823	1'50.256	258,0	14:13'46.179
8	32.675	23.904	<b>24.638</b>	27.636	1'48.853	261,7	14:15'23.960	8	32.909	23.976	25.285	27.912	1'50.082	255,6	14:15'36.261
9	32.586	23.883	24.858	27.700	1'49.027	260,5	14:17'12.987	9	32.866	24.100	25.204	27.903	1'50.073	261,1	14:17'26.334
10	32.520	23.933	24.860	27.546	1'48.859	263,0	14:19'01.846	10	32.892	23.872	25.388	27.769	1'49.921	262,4	14:19'16.255
11	<b>32.490</b>	23.710	24.830	27.636	1'48.666	252,0	14:20'50.512	11	32.582	23.875	25.108	27.646	1'49.211	263,7	14:21'05.466
12	32.604	23.789	24.932	27.460	1'48.785	258,0	14:22'39.297	12	32.566	23.876	24.984	27.591	1'49.017	258,0	14:22'54.483
13	32.507	23.771	24.701	<b>27.395</b>	1'48.374	261,7	14:24'27.671	13	32.391	23.822	25.023	27.508	1'48.744	264,3	14:24'43.227
14	32.492	23.677	24.814	28.181	1'49.164	265,6	14:26'16.835	14	32.436	<b>23.611</b>	25.012	27.742	1'48.801	<b>267,6</b>	14:26'32.028
15	32.620	23.657	25.131	27.622	1'49.030	<b>269,6</b>	14:28'05.865	15	<b>32.376</b>	23.742	<b>24.933</b>	27.509	<b>1'48.560</b>	263,7	14:28'20.588
16	32.614	<b>23.647</b>	24.761	27.659	1'48.681	268,9	14:29'54.546	16	32.535	23.914	25.016	<b>27.480</b>	1'48.945	259,9	14:30'09.533
17	32.595	23.814	25.304	27.691	1'49.404	266,2	14:31'43.950	17	32.646	23.663	24.946	27.646	1'48.901	262,4	14:31'58.434
18	32.621	23.838	25.150	27.478	1'49.087	268,9	14:33'33.037	18	32.482	23.881	24.968	27.754	1'49.085	263,7	14:33'47.519
19	32.593	23.921	25.282	27.808	1'49.604	268,2	14:35'22.641	19	32.629	23.820	25.124	27.904	1'49.477	259,2	14:35'36.996
20	32.788	24.141	25.306	27.826	1'50.061	258,6	14:37'12.702	20	32.524	23.991	25.025	27.760	1'49.300	263,7	14:37'26.296
21	33.096	23.879	25.151	28.340	1'50.466	263,7	14:39'03.168	21	32.562	23.912	25.782	27.701	1'49.957	262,4	14:39'16.253
							Race Time 38'16.564								Race Time 38'29.649

3° 22 A. LOWES (1'48.813)								6° 54 T. RAZGATLIOGLU (1'49.046)							
Lap	Seg.1	Seg.2	Seg.3	Seg.4	Lap Time	km/h	Local Time	Lap	Seg.1	Seg.2	Seg.3	Seg.4	Lap Time	km/h	Local Time
1		24.745	25.497	28.086	1'50.988	244,1	14:02'37.592	1		25.288	26.010	28.320	1'53.416	238,2	14:02'40.020
2	33.202	24.642	25.288	28.480	1'51.612	249,7	14:04'29.204	2	33.527	24.475	25.651	28.254	1'51.907	244,1	14:04'31.927
3	32.716	24.269	25.045	28.072	1'50.102	252,0	14:06'19.306	3	33.042	24.596	25.533	27.943	1'51.114	251,4	14:06'23.041
4	32.655	24.244	25.235	27.857	1'49.991	252,6	14:08'09.297	4	32.856	24.132	25.567	27.860	1'50.415	255,6	14:08'13.456
5	32.552	24.189	24.981	27.856	1'49.578	248,0	14:09'58.875								
6	<b>32.313</b>	23.914	24.967	<b>27.619</b>	<b>1'48.813</b>	264,9	14:11'47.688								
7	32.401	23.747	25.029	27.877	1'49.054	268,2	14:13'36.742								
8	32.510	23.960	24.885	27.911	1'49.266	261,1	14:15'26.008								
9	32.667	23.949	25.075	27.713	1'49.404	268,2	14:17'15.412								
10	32.433	23.863	<b>24.868</b>	27.769	1'48.933	266,2	14:19'04.345								
11	32.422	23.987	25.074	27.844	1'49.327	267,6	14:20'53.672								
12	32.464	<b>23.698</b>	24.987	27.912	1'49.061	270,9	14:22'42.733								
13	32.375	23.804	25.087	27.720	1'48.986	270,2	14:24'31.719								

03/10/2020 P = Pits In/Out - C = Lap Time Cancelled

These data/results cannot be reproduced, stored and/or transmitted in whole or in part by any manner of electronic, mechanical, photocopying, recording, broadcasting or otherwise now known or herein after developed without the previous express consent by the copyright owner, except for reproduction in daily press and regular printed publications on sale to the public within 60 days of the event related to those data/results and always provided that copyright symbol appears together as follows below.

© DORNA WSBK ORGANIZATION Srl 2020



## Pirelli French Round, 2 - 4 October 2020 Chronological Analysis Race 1

Magny-Cours 4.411 m

Start at 14:00'46.604

2 / 4

5	32.717	24.042	25.256	27.607	1'49.622	262,4	14:10'03.078	20	32.855	23.923	25.515	27.972	1'50.265	267,6	14:37'36.625
6	32.736	24.151	25.434	27.682	1'50.003	258,0	14:11'53.081	21	32.901	23.733	25.529	28.211	1'50.374	<b>270,9</b>	14:39'26.999
7	32.579	24.079	25.392	27.801	1'49.851	265,6	14:13'42.932								Race Time 38'40.395

### 9° 60 M. VAN DER MARK (1'48.806)

Lap	Seg.1	Seg.2	Seg.3	Seg.4	Lap Time	km/h	Local Time
1		24.730	26.025	28.586	1'51.912	257,4	14:02'38.516
2	33.319	24.741	25.659	27.745	1'51.464	238,2	14:04'29.980
3	32.872	24.562	25.369	27.722	1'50.525	246,3	14:06'20.505
4	32.553	24.492	25.337	27.701	1'50.083	257,4	14:08'10.588
5	32.279	24.420	25.201	27.847	1'49.747	257,4	14:10'00.335
6	32.454	24.421	25.115	27.859	1'49.849	255,0	14:11'50.184
7	32.527	24.400	25.195	27.761	1'49.883	256,8	14:13'40.067
8	32.614	24.384	25.121	27.606	1'49.725	264,3	14:15'29.792
9	32.420	24.040	25.173	27.683	1'49.316	265,6	14:17'19.108
10	32.372	23.966	25.086	27.474	1'48.898	266,2	14:19'08.006
11	<b>32.235</b>	23.990	<b>25.065</b>	27.516	<b>1'48.806</b>	261,1	14:20'56.812
12	32.256	24.037	25.080	27.474	1'48.847	265,6	14:22'45.659
13	32.613	24.185	25.124	<b>27.455</b>	1'49.377	263,7	14:24'35.036
14	32.239	<b>23.801</b>	25.258	42.696	2'03.994	<b>268,9</b>	14:26'39.030
15	32.575	23.851	27.864	28.038	1'52.328	266,2	14:28'31.358
16	32.511	23.878	25.224	27.479	1'49.092	266,2	14:30'20.450
17	32.430	24.082	25.257	27.727	1'49.496	261,1	14:32'09.946
18	32.486	24.318	25.237	27.597	1'49.638	266,9	14:33'59.584
19	32.617	24.086	25.240	27.692	1'49.635	266,9	14:35'49.219
20	32.453	24.097	25.281	27.739	1'49.570	263,0	14:37'38.789
21	32.486	23.980	25.615	27.662	1'49.743	263,7	14:39'28.532

Race Time 38'41.928

### 10° 36 L. MERCADO (1'49.500)

Lap	Seg.1	Seg.2	Seg.3	Seg.4	Lap Time	km/h	Local Time
1		25.656	26.202	28.688	1'55.091	216,7	14:02'41.695
2	33.879	24.713	25.701	28.272	1'52.565	230,1	14:04'34.260
3	32.987	24.451	25.544	28.378	1'51.360	244,1	14:06'25.620
4	33.045	24.316	25.802	28.267	1'51.430	244,6	14:08'17.050
5	32.940	24.242	25.444	28.032	1'50.658	259,2	14:10'07.708
6	32.899	23.958	25.292	27.912	1'50.061	261,1	14:11'57.769
7	32.793	24.038	25.160	27.750	1'49.741	256,2	14:13'47.510
8	33.096	24.135	25.391	27.900	1'50.522	259,2	14:15'38.032
9	32.837	<b>23.836</b>	<b>25.079</b>	27.748	<b>1'49.500</b>	263,7	14:17'27.532
10	<b>32.656</b>	23.878	25.269	27.802	1'49.605	259,9	14:19'17.137
11	32.707	24.195	25.650	27.852	1'50.404	259,2	14:21'07.541
12	32.963	24.155	25.441	28.581	1'51.140	253,2	14:22'58.681
13	33.261	24.000	25.733	27.924	1'50.918	263,0	14:24'49.599
14	32.835	24.167	25.347	28.037	1'50.386	261,7	14:26'39.985
15	32.812	24.122	25.455	27.812	1'50.201	258,6	14:28'30.186
16	32.777	23.931	25.275	27.783	1'49.766	<b>266,2</b>	14:30'19.952
17	32.737	23.941	25.328	<b>27.733</b>	1'49.739	262,4	14:32'09.691
18	32.984	24.216	25.448	27.915	1'50.563	250,8	14:34'00.254
19	32.773	24.290	25.333	27.744	1'50.140	261,7	14:35'50.394
20	32.895	24.160	25.359	27.769	1'50.183	261,1	14:37'40.577
21	32.848	24.493	25.795	28.147	1'51.283	263,0	14:39'31.860

Race Time 38'45.256

### 11° 64 F. CARICASULO (1'49.888)

Lap	Seg.1	Seg.2	Seg.3	Seg.4	Lap Time	km/h	Local Time
1		25.299	26.077	29.123	1'54.862	220,7	14:02'41.466
2	33.899	24.611	25.508	28.469	1'52.487	234,0	14:04'33.953
3	32.991	24.471	25.313	28.309	1'51.084	248,0	14:06'25.037
4	33.138	25.246	25.545	28.772	1'52.701	242,4	14:08'17.738
5	33.581	24.689	25.372	28.098	1'51.740	235,6	14:10'09.478
6	32.711	24.448	25.357	28.147	1'50.663	243,5	14:12'00.141
7	32.903	24.924	25.706	28.223	1'51.756	255,6	14:13'51.897
8	33.189	24.290	25.246	28.203	1'50.928	240,8	14:15'42.825
9	32.742	24.318	25.060	28.078	1'50.198	244,1	14:17'33.023
10	33.072	24.303	25.080	27.991	1'50.446	250,3	14:19'23.469

### 7° 21 M. RINALDI (1'49.205)

Lap	Seg.1	Seg.2	Seg.3	Seg.4	Lap Time	km/h	Local Time
1		25.525	25.716	28.374	1'52.915	225,8	14:02'39.519
2	33.603	24.713	25.612	28.165	1'52.093	231,5	14:04'31.612
3	33.047	24.601	25.358	28.062	1'51.068	239,7	14:06'22.680
4	33.067	24.507	25.500	28.270	1'51.344	253,2	14:08'14.024
5	32.811	24.666	25.413	27.842	1'50.732	240,8	14:10'04.756
6	32.654	24.467	25.086	27.815	1'50.022	246,8	14:11'54.778
7	32.701	24.289	25.088	27.807	1'49.885	251,4	14:13'44.663
8	32.613	23.999	25.244	27.710	1'49.566	253,2	14:15'34.229
9	32.587	24.019	25.068	27.782	1'49.456	248,5	14:17'23.685
10	32.507	24.105	25.254	27.785	1'49.651	253,2	14:19'13.336
11	<b>32.350</b>	24.310	25.421	27.696	1'49.777	253,2	14:21'03.113
12	32.378	24.184	25.104	27.702	1'49.368	246,8	14:22'52.481
13	32.431	24.328	25.115	27.829	1'49.703	249,7	14:24'42.184
14	32.506	23.943	25.188	27.849	1'49.486	<b>261,7</b>	14:26'31.670
15	32.459	24.419	25.293	27.712	1'49.883	258,6	14:28'21.553
16	32.742	24.227	25.130	<b>27.617</b>	1'49.716	234,5	14:30'11.269
17	32.606	<b>23.896</b>	<b>24.990</b>	27.713	<b>1'49.205</b>	256,2	14:32'00.474
18	32.481	24.101	25.147	27.758	1'49.487	253,2	14:33'49.961
19	32.715	24.139	25.308	27.767	1'49.929	261,1	14:35'39.890
20	32.688	24.192	25.414	28.001	1'50.295	255,0	14:37'30.185
21	33.102	24.816	26.087	28.889	1'52.894	225,8	14:39'23.079

Race Time 38'36.475

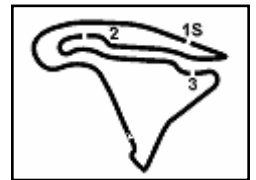
### 8° 12 X. FORES (1'49.495)

Lap	Seg.1	Seg.2	Seg.3	Seg.4	Lap Time	km/h	Local Time
1		25.720	26.588	28.579	1'55.930	206,0	14:02'42.534
2	33.775	24.554	25.650	28.261	1'52.240	234,0	14:04'34.774
3	33.198	24.347	25.429	28.299	1'51.273	239,7	14:06'26.047
4	33.240	24.411	25.516	28.681	1'51.848	230,6	14:08'17.895
5	33.249	24.010	25.075	28.018	1'50.352	245,7	14:10'08.247
6	33.194	23.753	25.043	27.859	1'49.849	249,1	14:11'58.096
7	32.818	24.208	25.288	27.740	1'50.054	246,3	14:13'48.150
8	33.112	24.072	25.204	27.896	1'50.284	256,2	14:15'38.434
9	32.909	23.793	<b>24.941</b>	27.852	<b>1'49.495</b>	256,8	14:17'27.929
10	32.733	24.051	25.104	27.730	1'49.618	253,2	14:19'17.547
11	<b>32.605</b>	24.040	25.281	27.828	1'49.754	251,4	14:21'07.301
12	32.927	23.976	25.062	<b>27.589</b>	1'49.554	255,6	14:22'56.855
13	32.692	24.022	25.186	27.863	1'49.763	263,7	14:24'46.618
14	32.786	23.910	25.217	27.873	1'49.786	268,2	14:26'36.404
15	33.031	23.760	25.163	27.820	1'49.774	264,3	14:28'26.178
16	32.881	23.790	25.416	27.797	1'49.884	263,0	14:30'16.062
17	32.943	23.915	25.394	27.766	1'50.018	261,7	14:32'06.080
18	33.021	23.887	25.421	27.965	1'50.294	268,2	14:33'56.374
19	33.058	<b>23.679</b>	25.360	27.889	1'49.986	<b>270,9</b>	14:35'46.360

03/10/2020 P = Pits In/Out - C = Lap Time Cancelled

These data/results cannot be reproduced, stored and/or transmitted in whole or in part by any manner of electronic, mechanical, photocopying, recording, broadcasting or otherwise now known or herein after developed without the previous express consent by the copyright owner, except for reproduction in daily press and regular printed publications on sale to the public within 60 days of the event related to those data/results and always provided that copyright symbol appears together as follows below.

© DORNA WSBK ORGANIZATION Srl 2020



## Pirelli French Round, 2 - 4 October 2020 Chronological Analysis Race 1

Magny-Cours 4.411 m

Start at 14:00'46.604

3 / 4

11	<b>32.537</b>	24.491	27.226	<b>27.761</b>	1'52.015	255,0	14:21'15.484	2	34.349	25.220	26.296	29.108	1'54.973	239,7	14:04'39.422
12	32.741	24.183	25.214	27.857	1'49.995	249,7	14:23'05.479	3	33.647	25.067	<b>25.827</b>	28.997	1'53.538	248,5	14:06'32.960
13	32.786	24.177	25.253	27.869	1'50.085	250,3	14:24'55.564	4	33.655	25.426	26.082	29.124	1'54.287	245,7	14:08'27.247
14	32.696	24.155	25.207	27.997	1'50.055	259,2	14:26'45.619	5	33.773	25.161	26.030	28.837	1'53.801	251,4	14:10'21.048
15	32.669	<b>23.950</b>	25.161	28.108	<b>1'49.888</b>	261,1	14:28'35.507	6	33.612	25.166	26.029	28.904	1'53.711	250,8	14:12'14.759
16	32.733	24.052	25.518	27.898	1'50.201	256,2	14:30'25.708	7	<b>33.537</b>	25.144	25.981	29.039	1'53.701	256,2	14:14'08.460
17	32.809	24.119	25.092	28.078	1'50.098	<b>261,7</b>	14:32'15.806	8	33.808	25.458	26.080	28.910	1'54.256	248,5	14:16'02.716
18	32.996	24.079	<b>25.052</b>	28.045	1'50.172	256,2	14:34'05.978	9	33.793	25.024	26.112	28.839	1'53.768	256,2	14:17'56.484
19	32.824	24.036	25.434	28.087	1'50.381	257,4	14:35'56.359	10	33.888	24.934	26.076	29.116	1'54.014	247,4	14:19'50.498
20	32.933	23.965	25.191	28.030	1'50.119	250,3	14:37'46.478	11	34.042	24.894	26.010	28.813	1'53.759	252,6	14:21'44.257
21	32.884	24.410	25.661	28.321	1'51.276	<b>261,7</b>	14:39'37.754	12	33.911	25.268	26.033	28.750	1'53.962	254,4	14:23'38.219

Race Time 38'51.150

12° 19 A. BAUTISTA (1'49.859)							
Lap	Seg.1	Seg.2	Seg.3	Seg.4	Lap Time	km/h	Local Time
1		25.926	26.608	29.474	1'56.712	210,4	14:02'43.316
2	34.180	25.454	26.005	28.807	1'54.446	239,2	14:04'37.762
3	33.367	24.943	25.958	28.493	1'52.761	253,8	14:06'30.523
4	33.215	24.962	25.949	28.482	1'52.608	251,4	14:08'23.131
5	33.367	24.707	25.824	28.425	1'52.323	256,8	14:10'15.454
6	32.970	24.655	25.724	28.377	1'51.726	254,4	14:12'07.180
7	33.161	24.776	25.510	28.310	1'51.757	254,4	14:13'58.937
8	32.905	24.623	25.424	28.409	1'51.361	256,8	14:15'50.298
9	32.806	24.339	25.438	28.323	1'50.906	261,7	14:17'41.204
10	32.880	24.553	25.442	28.194	1'51.069	252,6	14:19'32.273
11	32.706	24.173	25.538	28.173	1'50.590	259,9	14:21'22.863
12	32.677	24.286	25.590	28.015	1'50.568	256,8	14:23'13.431
13	32.584	24.407	25.456	28.178	1'50.625	258,6	14:25'04.056
14	32.811	24.257	25.336	28.213	1'50.617	262,4	14:26'54.673
15	32.531	23.941	25.566	28.164	1'50.202	269,6	14:28'44.875
16	<b>32.501</b>	24.003	25.369	27.986	<b>1'49.859</b>	264,3	14:30'34.734
17	32.655	24.390	<b>25.329</b>	28.198	1'50.572	270,2	14:32'25.306
18	32.586	23.988	25.474	<b>27.952</b>	1'50.000	<b>273,6</b>	14:34'15.306
19	32.677	<b>23.929</b>	25.362	28.172	1'50.140	272,9	14:36'05.446
20	32.682	23.968	25.448	28.106	1'50.204	269,6	14:37'55.650
21	32.522	24.062	25.503	28.098	1'50.185	268,2	14:39'45.835

Race Time 38'59.231

13° 20 S. BARRIER (1'49.866)							
Lap	Seg.1	Seg.2	Seg.3	Seg.4	Lap Time	km/h	Local Time
1		25.850	26.644	29.182	1'57.046	213,7	14:02'43.650
2	34.393	25.089	25.990	29.192	1'54.664	241,3	14:04'38.314
3	33.744	24.776	26.001	28.797	1'53.318	255,6	14:06'31.632
4	33.508	24.678	25.912	28.504	1'52.602	256,8	14:08'24.234
5	33.660	24.694	25.808	28.634	1'52.796	250,8	14:10'17.030
6	33.082	24.365	25.552	28.270	1'51.269	261,1	14:12'08.299
7	33.118	24.392	25.548	28.428	1'51.486	262,4	14:13'59.785
8	33.109	24.690	25.810	28.134	1'51.743	253,2	14:15'51.528
9	32.999	24.096	25.301	28.347	1'50.743	261,1	14:17'42.271
10	33.022	24.227	25.495	28.214	1'50.958	264,3	14:19'33.229
11	32.948	24.263	25.296	28.181	1'50.688	256,2	14:21'23.917
12	32.909	24.058	25.294	28.001	1'50.262	258,6	14:23'14.179
13	32.669	24.130	25.442	28.189	1'50.430	262,4	14:25'04.609
14	32.926	24.019	25.324	28.196	1'50.465	259,9	14:26'55.074
15	32.877	23.876	25.341	28.116	1'50.210	263,7	14:28'45.284
16	32.647	24.161	25.301	28.030	1'50.139	258,0	14:30'35.423
17	32.890	24.301	25.457	28.133	1'50.781	262,4	14:32'26.204
18	32.734	23.959	<b>25.254</b>	28.088	1'50.035	268,2	14:34'16.239
19	32.728	24.066	25.345	<b>27.987</b>	1'50.126	263,7	14:36'06.365
20	32.768	23.847	25.332	28.019	1'49.966	<b>270,2</b>	14:37'56.331
21	<b>32.608</b>	<b>23.784</b>	25.359	28.115	<b>1'49.866</b>	267,6	14:39'46.197

Race Time 38'59.593

14° 53 V. DEBISE (1'53.147)							
Lap	Seg.1	Seg.2	Seg.3	Seg.4	Lap Time	km/h	Local Time
1		26.310	26.749	29.649	1'57.845	213,3	14:02'44.449

RET 91 L. HASLAM (1'48.912)							
Lap	Seg.1	Seg.2	Seg.3	Seg.4	Lap Time	km/h	Local Time
1		25.605	26.137	28.689	1'54.791	218,9	14:02'41.395
2	33.404	25.041	25.420	28.112	1'51.977	241,3	14:04'33.372
3	32.737	24.579	25.479	28.161	1'50.956	245,7	14:06'24.328
4	32.692	24.373	25.074	27.948	1'50.087	256,2	14:08'14.415
5	32.399	24.571	25.166	<b>27.658</b>	1'49.794	252,0	14:10'04.209
6	32.799	24.379	24.961	27.686	1'49.825	252,0	14:11'54.034
7	32.562	24.366	24.876	27.758	1'49.562	252,0	14:13'43.596
8	32.337	24.195	25.100	28.003	1'49.635	246,8	14:15'33.231
9	32.460	24.145	25.009	27.849	1'49.463	250,3	14:17'22.694
10	<b>32.153</b>	24.379	25.345	28.037	1'49.914	256,8	14:19'12.608
11	32.469	23.969	<b>24.830</b>	28.049	1'49.317	266,2	14:21'01.925
12	32.411	23.880	24.934	27.687	<b>1'48.912</b>	<b>271,6</b>	14:22'50.837
13	32.300	24.043	24.965	27.937	1'49.245	266,2	14:24'40.082
14	32.455	24.152	25.217	27.837	1'49.661	263,7	14:26'29.743
15	32.612	23.918	25.031	28.434	1'49.995	267,6	14:28'19.738
16	32.636	23.868	24.963	27.766	1'49.233	258,0	14:30'08.971
17	32.499	<b>23.695</b>	25.023	28.060	1'49.277	262,4	14:31'58.248
18	32.323	23.943	24.929	27.773	1'48.968	256,2	14:33'47.216
19	32.359	24.039	25.188	27.854	1'49.440	252,6	14:35'36.656
20	32.254	23.826	25.098	28.036	1'49.214	260,5	14:37'25.870

Race Time 36'39.266

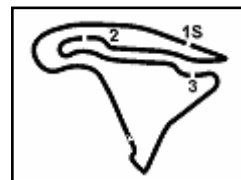
16° 34 X. PINSACH (1'53.949)							
Lap	Seg.1	Seg.2	Seg.3	Seg.4	Lap Time	km/h	Local Time
1		25.987	26.830	29.737	1'58.377	196,7	14:02'44.981
2	34.445	25.488	26.468	29.239	1'55.640	224,3	14:04'40.621
3	33.825	25.253	26.235	<b>28.979</b>	1'54.292	243,0	14:06'34.913
4	33.879	25.151	26.266	28.984	1'54.280	243,5	14:08'29.193
5	33.798	<b>25.009</b>	<b>25.994</b>	29.148	<b>1'53.949</b>	243,5	14:10'23.142
6	<b>33.631</b>	36.739	26.994	29.521	2'06.885	249,7	14:12'30.027
7	34.099	25.497	26.642	29.051	1'55.289	242,4	14:14'25.316
8	33.698	25.145	26.274	29.218	1'54.335	248,0	14:16'19.651
9	33.890	25.157	26.338	29.115	1'54.500	247,4	14:18'14.151
10	33.800	26.017	26.951	29.303	1'56.071	251,4	14:20'10.222
11	33.756	25.203	26.377	29.246	1'54.582	246,3	14:22'04.804
12	33.818	25.310	26.170	29.314	1'54.612	256,2	14:23'59.416
13	33.769	25.286	26.485	29.237	1'54.777	255,0	14:25'54.193
14	33.840	25.219	26.209	29.229	1'54.497	244,6	14:27'48.690
15	33.908	25.197	26.272	29.381	1'54.758	<b>256,8</b>	14:29'43.448
16	33.802	25.144	26.442	29.497	1'54.885	245,2	14:31'38.333
17	34.129	26.527	28.036	29.470	1'58.162	235,6	14:33'36.495

03/10/2020

P = Pits In/Out - C = Lap Time Cancelled

These data/results cannot be reproduced, stored and/or transmitted in whole or in part by any manner of electronic, mechanical, photocopying, recording, broadcasting or otherwise now known or herein after developed without the previous express consent by the copyright owner, except for reproduction in daily press and regular printed publications on sale to the public within 60 days of the event related to those data/results and always provided that copyright symbol appears together as follows below.

© DORNA WSBK ORGANIZATION Srl 2020



Magny-Cours 4.411 m

4 / 4

## Pirelli French Round, 2 - 4 October 2020

### Chronological Analysis Race 1

Start at 14:00'46.604

18	33.795	25.909	26.532	29.326	1'55.562	255,6	14:35'32.057
19	33.874	25.465	28.101	29.662	1'57.102	244,1	14:37'29.159
20	33.915	25.664	26.864	29.941	1'56.384	243,0	14:39'25.543

Race Time 38'38.939

17° 97 S. CAVALIERI (1'54.694)							
Lap	Seg.1	Seg.2	Seg.3	Seg.4	Lap Time	km/h	Local Time
1		26.765	27.052	29.820	2'00.254	207,2	14:02'46.858
2	35.383	26.418	26.981	29.405	1'58.187	216,7	14:04'45.045
3	34.934	26.003	26.631	29.395	1'56.963	231,0	14:06'42.008
4	34.596	25.893	26.697	29.253	1'56.439	232,0	14:08'38.447
5	34.446	25.777	26.469	29.152	1'55.844	230,1	14:10'34.291
6	34.498	26.133	26.530	29.420	1'56.581	232,5	14:12'30.872
7	34.542	25.815	26.384	29.139	1'55.880	226,7	14:14'26.752
8	34.651	25.755	26.144	28.950	1'55.500	229,1	14:16'22.252
9	34.239	25.447	26.282	28.965	1'54.933	235,1	14:18'17.185
10	34.665	25.567	26.100	28.971	1'55.303	226,2	14:20'12.488
11	34.311	25.433	26.105	28.846	1'54.695	234,0	14:22'07.183
12	34.321	25.420	26.211	28.902	1'54.854	233,5	14:24'02.037
13	34.286	25.511	26.177	28.855	1'54.829	233,5	14:25'56.866
14	34.317	25.491	26.098	28.860	1'54.766	230,1	14:27'51.632
15	34.450	25.583	<b>25.908</b>	<b>28.753</b>	<b>1'54.694</b>	231,0	14:29'46.326
16	<b>34.229</b>	25.291	29.310	30.501	1'59.331	235,1	14:31'45.657
17	34.420	26.116	26.146	29.064	1'55.746	<b>239,2</b>	14:33'41.403
18	34.255	25.830	31.450	29.118	2'00.653	238,7	14:35'42.056
19	34.237	<b>25.282</b>	32.541	29.412	2'01.472	237,1	14:37'43.528
20	34.385	26.891	26.469	29.498	1'57.243	238,7	14:39'40.771

Race Time 38'54.167

18° 13 T. TAKAHASHI (1'53.771)							
Lap	Seg.1	Seg.2	Seg.3	Seg.4	Lap Time	km/h	Local Time
1		26.288	26.623	29.463	1'58.714	204,1	14:02'45.318
2	34.479	49.056	26.339	29.866	2'19.740	216,3	14:05'05.058
3	34.009	25.324	26.413	29.476	1'55.222	254,4	14:07'00.280
4	33.862	25.287	26.179	30.122	1'55.450	260,5	14:08'55.730
5	33.699	25.064	26.106	29.733	1'54.602	262,4	14:10'50.332
6	33.897	24.972	26.425	29.366	1'54.660	261,7	14:12'44.992
7	33.836	25.076	26.190	29.268	1'54.370	261,1	14:14'39.362
8	33.477	24.935	<b>25.953</b>	30.092	1'54.457	<b>265,6</b>	14:16'33.819
9	33.654	25.272	26.267	41.885	2'07.078	249,7	14:18'40.897
10	33.655	25.086	26.169	29.476	1'54.386	252,0	14:20'35.283
11	33.578	<b>24.798</b>	26.083	29.373	1'53.832	263,0	14:22'29.115
12	<b>33.341</b>	24.906	26.186	29.338	<b>1'53.771</b>	264,9	14:24'22.886
13	34.221	28.652	34.837	33.516	2'11.226	243,0	14:26'34.112
14	36.206	28.568	26.958	30.988	2'02.720	233,5	14:28'36.832
15	33.507	25.144	26.469	<b>29.214</b>	1'54.334	253,2	14:30'31.166
16	34.362	29.092	26.247	29.566	1'59.267	256,8	14:32'30.433
17	34.004	25.070	26.462	29.478	1'55.014	<b>265,6</b>	14:34'25.447
18	33.861	25.034	26.405	29.674	1'54.974	253,2	14:36'20.421
19	33.809	25.052	26.454	29.688	1'55.003	256,8	14:38'15.424
20	33.654	25.462	26.954	30.133	1'56.203	253,8	14:40'11.627

Race Time 39'25.023

RET 31 G. GERLOFF (1'49.094)							
Lap	Seg.1	Seg.2	Seg.3	Seg.4	Lap Time	km/h	Local Time
1		25.136	25.577	28.184	1'51.251	252,6	14:02'37.855
2	33.056	24.304	25.122	27.916	1'50.398	253,8	14:04'28.253
3	32.545	23.995	25.169	28.978	1'50.687	<b>266,2</b>	14:06'18.940
4	32.427	24.016	25.029	27.912	1'49.384	263,0	14:08'08.324
5	<b>32.324</b>	24.245	<b>24.910</b>	27.788	1'49.267	260,5	14:09'57.591
6	32.445	<b>23.874</b>	25.006	<b>27.769</b>	<b>1'49.094</b>	256,2	14:11'46.685

Race Time 11'00.081

03/10/2020 P = Pits In/Out - C = Lap Time Cancelled

These data/results cannot be reproduced, stored and/or transmitted in whole or in part by any manner of electronic, mechanical, photocopying, recording, broadcasting or otherwise now known or herein after developed without the previous express consent by the copyright owner, except for reproduction in daily press and regular printed publications on sale to the public within 60 days of the event related to those data/results and always provided that copyright symbol appears together as follows below.

© DORNA WSBK ORGANIZATION Srl 2020