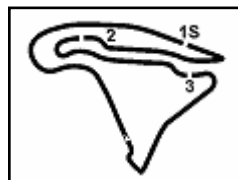


CIRCUIT DE NEVERS MAGNY-COURS

TRACK LENGTH: 4,411 km 2,740 mi

Loop	ID	OC	GPS	
			LAT	LON
Pit In	3	15	46,86303 N	3,16117 E
Pit Out	18	90	46,86432 N	3,16383 E
FL.1	41	205	46,86803 N	3,16593 E
I1-S	22	110	46,86196 N	3,16870 E
I1.1	42	210	46,86083 N	3,16739 E
I2	24	120	46,86602 N	3,16818 E
I2.1	43	215	46,86521 N	3,16700 E
I3	26	130	46,86030 N	3,16611 E
I3.1	44	220	46,86056 N	3,16394 E
FL	30	150	46,86303 N	3,16178 E

PS = Practice Start board



Pirelli French Round, 2 - 4 October 2020

Biographical Entry List

Magny-Cours 4.411 m

No.	Rider (Abbreviation)	Nat	Bike Team	Wins 2020	Podiums 2020	Pole 2020	Races 2020	Tyres	Class
Age	Date of Birth	Place of Birth							
1	REA Jonathan (Rea) 33 02/02/1987	GBR	Kawasaki ZX-10RR Kawasaki Racing Team WorldSBK	97	183	27	298	Pirelli	
2	DAVIES Chaz (Dav) 33 10/02/1987	GBR	Ducati Panigale V4 R ARUBA.IT Racing - Ducati	31	95	7	231	Pirelli	
3	FORES Xavi (For) 35 16/09/1985	ESP	Kawasaki ZX-10RR Kawasaki Puccetti Racing		6		109	Pirelli	IND
4	TAKAHASHI Takumi (Tak) 30 26/11/1989	JPN	Honda CBR1000RR-R MIE Racing HONDA Team				25	Pirelli	IND
5	BAUTISTA Alvaro (Bau) 35 21/11/1984	ESP	Honda CBR1000RR-R Team HRC	16	25	4	54	Pirelli	
6	BARRIER Sylvain (Bar) 31 20/10/1988	FRA	Ducati Panigale V4 R Brix Performance				44	Pirelli	IND
7	RINALDI Michael Ruben (Rin) 24 21/12/1995	ITA	Ducati Panigale V4 R Team GOELEVELN	1	3		71	Pirelli	IND
8	LOWES Alex (Low) 30 14/09/1990	GBR	Kawasaki ZX-10RR Kawasaki Racing Team WorldSBK	2	22	1	184	Pirelli	
9	GERLOFF Garrett (Ger) 25 01/08/1995	USA	Yamaha YZF R1 GRT Yamaha WorldSBK Junior Team		1		16	Pirelli	IND
10	PINSACH Xavier (Pin) 24 29/05/1996	ESP	Kawasaki ZX-10RR ORELAC Racing VERDNATURA					Pirelli	IND
11	MERCADO Leandro (Mer) 28 15/02/1992	ARG	Ducati Panigale V4 R Motocorsa Racing				124	Pirelli	IND
12	REDDING Scott (Red) 27 04/01/1993	GBR	Ducati Panigale V4 R ARUBA.IT Racing - Ducati	4	12	1	18	Pirelli	
13	LAVERTY Eugene (Lav) 34 03/06/1986	IRL	BMW S1000 RR BMW Motorrad WorldSBK Team	13	35	3	191	Pirelli	
14	DEBISE Valentin (Deb) 28 12/02/1992	FRA	Kawasaki ZX-10RR OUTDO Kawasaki TPR				3	Pirelli	IND
15	RAZGATLIOGLU Toprak (Raz) 23 16/10/1996	TUR	Yamaha YZF R1 PATA YAMAHA WorldSBK Official Team	3	21		77	Pirelli	
16	VAN DER MARK Michael (vdM) 27 26/10/1992	NED	Yamaha YZF R1 PATA YAMAHA WorldSBK Official Team	4	35	1	155	Pirelli	
17	CARICASULO Federico (Car) 24 06/04/1996	ITA	Yamaha YZF R1 GRT Yamaha WorldSBK Junior Team				18	Pirelli	IND
18	SYKES Tom (Syk) 35 19/08/1985	GBR	BMW S1000 RR BMW Motorrad WorldSBK Team	34	112	50	314	Pirelli	
19	BAZ Loris (Baz) 27 01/02/1993	FRA	Yamaha YZF R1 Ten Kate Racing Yamaha	2	16	2	127	Pirelli	IND
20	HASLAM Leon (Has) 37 31/05/1983	GBR	Honda CBR1000RR-R Team HRC	5	45	3	272	Pirelli	
21	CAVALIERI Samuele (Cav) 23 07/06/1997	ITA	Ducati Panigale V4 R Barni Racing Team				6	Pirelli	IND

02/10/2020

* = Wild Card

** = One Event

These data/results cannot be reproduced, stored and/or transmitted in whole or in part by any manner of electronic, mechanical, photocopying, recording, broadcasting or otherwise now known or herein after developed without the previous express consent by the copyright owner, except for reproduction in daily press and regular printed publications on sale to the public within 60 days of the event related to those data/results and always provided that copyright symbol appears together as follows below.

© DORNA WSBK ORGANIZATION Srl 2020

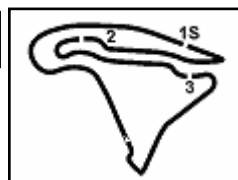
FIKZ PERUGIA TIMING



Official Tyre Supplier



Official Timekeeper



Pirelli French Round, 2 - 4 October 2020

Results Free Practice 1st Session

Magny-Cours 4.411 m

1 / 2

No.	Rider	Nat	Team	Bike	Class	Time	Gap	Rel.	Laps	Speed	
										Avg	Max
1	1 J. REA	GBR	Kawasaki Racing Team WorldSBK	Kawasaki ZX-10RR		1'49.356			12	145,210	270,2
2	76 L. BAZ	FRA	Ten Kate Racing Yamaha	Yamaha YZF R1	IND	1'50.707	1.351	1.351	15	143,438	260,5
3	66 T. SYKES	GBR	BMW Motorrad WorldSBK Team	BMW S1000 RR		1'50.995	1.639	0.288	14	143,066	266,2
4	54 T. RAZGATLIOGLU	TUR	PATA YAMAHA WorldSBK Official Team	Yamaha YZF R1		1'51.320	1.964	0.325	14	142,648	264,9
5	12 X. FORES	ESP	Kawasaki Puccetti Racing	Kawasaki ZX-10RR	IND	1'51.569	2.213	0.249	19	142,330	259,9
6	22 A. LOWES	GBR	Kawasaki Racing Team WorldSBK	Kawasaki ZX-10RR		1'52.114	2.758	0.545	17	141,638	258,6
7	45 S. REDDING	GBR	ARUBA.IT Racing - Ducati	Ducati Panigale V4 R		1'52.177	2.821	0.063	20	141,558	268,9
8	21 M. RINALDI	ITA	Team GOELEVELN	Ducati Panigale V4 R	IND	1'52.338	2.982	0.161	20	141,356	259,9
9	60 M. VAN DER MARK	NED	PATA YAMAHA WorldSBK Official Team	Yamaha YZF R1		1'52.603	3.247	0.265	14	141,023	270,9
10	91 L. HASLAM	GBR	Team HRC	Honda CBR1000RR-R		1'52.640	3.284	0.037	14	140,977	262,4
11	31 G. GERLOFF	USA	GRT Yamaha WorldSBK Junior Team	Yamaha YZF R1	IND	1'52.733	3.377	0.093	17	140,860	268,2
12	50 E. LAVERTY	IRL	BMW Motorrad WorldSBK Team	BMW S1000 RR		1'53.251	3.895	0.518	7	140,216	263,0
13	64 F. CARICASULO	ITA	GRT Yamaha WorldSBK Junior Team	Yamaha YZF R1	IND	1'53.675	4.319	0.424	14	139,693	270,2
14	36 L. MERCADO	ARG	Motocorsa Racing	Ducati Panigale V4 R	IND	1'53.799	4.443	0.124	16	139,541	263,0
15	20 S. BARRIER	FRA	Brixx Performance	Ducati Panigale V4 R	IND	1'53.815	4.459	0.016	16	139,521	268,9
16	7 C. DAVIES	GBR	ARUBA.IT Racing - Ducati	Ducati Panigale V4 R		1'54.764	5.408	0.949	17	138,367	264,9
17	53 V. DEBISE	FRA	OUTDO Kawasaki TPR	Kawasaki ZX-10RR	IND	1'55.341	5.985	0.577	20	137,675	258,0
18	34 X. PINSACH	ESP	ORELAC Racing VERDNATURA	Kawasaki ZX-10RR	IND	1'55.440	6.084	0.099	16	137,557	255,6
19	19 A. BAUTISTA	ESP	Team HRC	Honda CBR1000RR-R		1'56.871	7.515	1.431	16	135,873	257,4
----- Out 107% in this Session -----											
20	13 T. TAKAHASHI	JPN	MIE Racing HONDA Team	Honda CBR1000RR-R	IND	1'57.525	8.169	0.654	12	135,117	261,1
21	97 S. CAVALIERI	ITA	Barni Racing Team	Ducati Panigale V4 R	IND	2'00.620	11.264	3.095	8	131,650	240,3

Qualifying Lap Time (107% of 1'49.356): 1'57.012

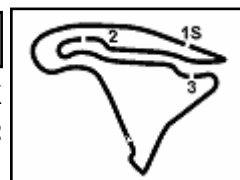
AIR	Humidity:	89%	Temp:	13°C
TRACK	Condition:	Wet	Temp:	14°C

Records	Pole	(SP2)	2018 T.Sykes	1'35.696	165,940	Km/h
	Race	(SPRC)	2019 T.Razgatioglu	1'37.018	163,680	Km/h
	All Times	(SP2)	2018 T.Sykes	1'35.696	165,940	Km/h

Start 02/10/2020 10:30 End 11:26 The results are provisional until the end of the time limit for protests and appeals and the completion of the technical checks.

These data/results cannot be reproduced, stored and/or transmitted in whole or in part by any manner of electronic, mechanical, photocopying, recording, broadcasting or otherwise now known or herein after developed without the previous express consent by the copyright owner, except for reproduction in daily press and regular printed publications on sale to the public within 60 days of the event related to those data/results and always provided that copyright symbol appears together as follows below.

© DORNA WSBK ORGANIZATION Srl 2020


Pirelli French Round, 2 - 4 October 2020
Results Free Practice 1st Session
Session Highlights

Local Time	No. Rider	Description
09.53.10		WorldSBK FP1 Pit Lane Will Open at 10.30 (TBC)
10.10.00		WorldSBK FP1 Pit Lane Will Open at 10.30
10.30.00		Start
10.30.08		WorldSBK Pit Intervention Time: 45secs
10.35.51	53 V. DEBISE	Current Lap Cancelled - Exceeded Track Limits - Turn 6
10.35.53	22 A. LOWES	Current Lap Cancelled - Exceeded Track Limits - Turn 6
10.40.02	53 V. DEBISE	Current Lap Cancelled - Exceeded Track Limits - Turn 6
10.49.09	36 L. MERCADO	Crashed - Turn 15
10.49.15	36 L. MERCADO	Re-joined
10.53.32	97 S. CAVALIERI	Crashed - Turn 2
10.54.06	54 T. RAZGATLIOGLU	Current Lap Cancelled - Exceeded Track Limits - Turn 6
10.54.13	91 L. HASLAM	Current Lap Cancelled - Exceeded Track Limits - Turn 6
11.01.04	64 F. CARICASULO	Crashed - Turn 5
11.03.03		RED FLAG
11.07.00		Session Restart
11.11.23	36 L. MERCADO	Current Lap Cancelled - Exceeded Track Limits - Turn 6
11.12.00	13 T. TAKAHASHI	Current Lap Cancelled - Exceeded Track Limits - Turn 11
11.12.01	31 G. GERLOFF	Current Lap Cancelled - Exceeded Track Limits - Turn 11
11.13.57		WorldSSP FP1 Pit Lane Will Open at 11.30
11.16.06	91 L. HASLAM	On Asphalt - Re-Joined - Turn 5
11.19.33	54 T. RAZGATLIOGLU	Current Lap Cancelled - Exceeded Track Limits - Turn 6
11.21.15	76 L. BAZ	Current Lap Cancelled - Exceeded Track Limits - Turn 6
11.23.48	60 M. VAN DER MARK	Current Lap Cancelled - Exceeded Track Limits - Turn 6
11.24.36	21 M. RINALDI	Crashed - Turn 15
11.24.55	60 M. VAN DER MARK	Technical Problem - Turn 9
11.25.04	21 M. RINALDI	Re-joined
11.26.07		End Of Session

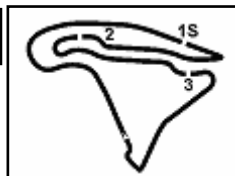
Fastest Laps Sequence

No.	Rider	Nat	Team	Bike	Local Time	Time	Gap	Avg
91	L. HASLAM	GBR	Team HRC	Honda CBR1000RR-R	10:34'34.738	2'04.829		127,211
76	L. BAZ	FRA	Ten Kate Racing Yamaha	Yamaha YZF R1	10:34'55.407	2'00.003	-4.826	132,327
76	L. BAZ	FRA	Ten Kate Racing Yamaha	Yamaha YZF R1	10:36'53.180	1'57.773	-2.230	134,832
76	L. BAZ	FRA	Ten Kate Racing Yamaha	Yamaha YZF R1	10:38'49.745	1'56.565	-1.208	136,230
76	L. BAZ	FRA	Ten Kate Racing Yamaha	Yamaha YZF R1	10:40'44.722	1'54.977	-1.588	138,111
76	L. BAZ	FRA	Ten Kate Racing Yamaha	Yamaha YZF R1	10:42'38.902	1'54.180	-0.797	139,075
76	L. BAZ	FRA	Ten Kate Racing Yamaha	Yamaha YZF R1	10:44'32.516	1'53.614	-0.566	139,768
1	J. REA	GBR	Kawasaki Racing Team WorldSBK	Kawasaki ZX-10RR	10:50'01.509	1'52.747	-0.867	140,843
1	J. REA	GBR	Kawasaki Racing Team WorldSBK	Kawasaki ZX-10RR	10:51'53.433	1'51.924	-0.823	141,878
1	J. REA	GBR	Kawasaki Racing Team WorldSBK	Kawasaki ZX-10RR	11:16'31.173	1'51.767	-0.157	142,078
1	J. REA	GBR	Kawasaki Racing Team WorldSBK	Kawasaki ZX-10RR	11:18'21.903	1'50.730	-1.037	143,408
1	J. REA	GBR	Kawasaki Racing Team WorldSBK	Kawasaki ZX-10RR	11:20'11.742	1'49.839	-0.891	144,572
1	J. REA	GBR	Kawasaki Racing Team WorldSBK	Kawasaki ZX-10RR	11:22'01.098	1'49.356	-0.483	145,210

Start 02/10/2020 10:30 End 11:26 The results are provisional until the end of the time limit for protests and appeals and the completion of the technical checks.

These data/results cannot be reproduced, stored and/or transmitted in whole or in part by any manner of electronic, mechanical, photocopying, recording, broadcasting or otherwise now known or herein after developed without the previous express consent by the copyright owner, except for reproduction in daily press and regular printed publications on sale to the public within 60 days of the event related to those data/results and always provided that copyright symbol appears together as follows below.

© DORNA WSBK ORGANIZATION Srl 2020



Magny-Cours 4.411 m

Pirelli French Round, 2 - 4 October 2020

Best Sectors & Speed Free Practice 1st Session

BEST LAP			
1	1 J. REA	Kawasaki ZX-10RR	1'49.356
2	76 L. BAZ	Yamaha YZF R1	1'50.707
3	66 T. SYKES	BMW S1000 RR	1'50.995
4	54 T. RAZGATLIOGLU	Yamaha YZF R1	1'51.320
5	12 X. FORES	Kawasaki ZX-10RR	1'51.569
6	22 A. LOWES	Kawasaki ZX-10RR	1'52.114
7	45 S. REDDING	Ducati Panigale V4 R	1'52.177
8	21 M. RINALDI	Ducati Panigale V4 R	1'52.338
9	60 M. VAN DER MARK	Yamaha YZF R1	1'52.603
10	91 L. HASLAM	Honda CBR1000RR-R	1'52.640
11	31 G. GERLOFF	Yamaha YZF R1	1'52.733
12	50 E. LAVERTY	BMW S1000 RR	1'53.251
13	64 F. CARICASULO	Yamaha YZF R1	1'53.675
14	36 L. MERCADO	Ducati Panigale V4 R	1'53.799
15	20 S. BARRIER	Ducati Panigale V4 R	1'53.815
16	7 C. DAVIES	Ducati Panigale V4 R	1'54.764
17	53 V. DEBISE	Kawasaki ZX-10RR	1'55.341
18	34 X. PINSACH	Kawasaki ZX-10RR	1'55.440
19	19 A. BAUTISTA	Honda CBR1000RR-R	1'56.871
20	13 T. TAKAHASHI	Honda CBR1000RR-R	1'57.525
21	97 S. CAVALIERI	Ducati Panigale V4 R	2'00.620

SPEED			
1	60 M. VAN DER MARK	Yamaha YZF R1	270.9
2	64 F. CARICASULO	Yamaha YZF R1	270.2
3	1 J. REA	Kawasaki ZX-10RR	270.2
4	20 S. BARRIER	Ducati Panigale V4 R	268.9
5	45 S. REDDING	Ducati Panigale V4 R	268.9
6	31 G. GERLOFF	Yamaha YZF R1	268.2
7	66 T. SYKES	BMW S1000 RR	266.2
8	54 T. RAZGATLIOGLU	Yamaha YZF R1	264.9
9	7 C. DAVIES	Ducati Panigale V4 R	264.9
10	50 E. LAVERTY	BMW S1000 RR	263.0
11	36 L. MERCADO	Ducati Panigale V4 R	263.0
12	91 L. HASLAM	Honda CBR1000RR-R	262.4
13	13 T. TAKAHASHI	Honda CBR1000RR-R	261.1
14	76 L. BAZ	Yamaha YZF R1	260.5
15	21 M. RINALDI	Ducati Panigale V4 R	259.9
16	12 X. FORES	Kawasaki ZX-10RR	259.9
17	22 A. LOWES	Kawasaki ZX-10RR	258.6
18	53 V. DEBISE	Kawasaki ZX-10RR	258.0
19	19 A. BAUTISTA	Honda CBR1000RR-R	257.4
20	34 X. PINSACH	Kawasaki ZX-10RR	255.6
21	97 S. CAVALIERI	Ducati Panigale V4 R	240.3

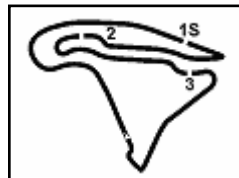
SEG. 1			SEG. 2			SEG. 3			SEG. 4		
1	1 J. REA	32.540	1	1 J. REA	23.870	1	1 J. REA	25.055	1	1 J. REA	27.743
2	76 L. BAZ	32.876	2	12 X. FORES	24.093	2	76 L. BAZ	25.253	2	54 T. RAZGATLIOGLU	28.048
3	54 T. RAZGATLIOGLU	33.033	3	66 T. SYKES	24.155	3	66 T. SYKES	25.340	3	76 L. BAZ	28.121
4	21 M. RINALDI	33.114	4	45 S. REDDING	24.217	4	21 M. RINALDI	25.571	4	66 T. SYKES	28.129
5	66 T. SYKES	33.308	5	31 G. GERLOFF	24.442	5	12 X. FORES	25.584	5	22 A. LOWES	28.393
6	22 A. LOWES	33.363	6	76 L. BAZ	24.443	6	54 T. RAZGATLIOGLU	25.724	6	21 M. RINALDI	28.425
7	91 L. HASLAM	33.382	7	22 A. LOWES	24.506	7	91 L. HASLAM	25.762	7	12 X. FORES	28.446
8	60 M. VAN DER MARK	33.391	8	54 T. RAZGATLIOGLU	24.515	8	22 A. LOWES	25.788	8	60 M. VAN DER MARK	28.486
9	12 X. FORES	33.405	9	21 M. RINALDI	24.654	9	31 G. GERLOFF	25.800	9	45 S. REDDING	28.489
10	31 G. GERLOFF	33.467	10	50 E. LAVERTY	24.685	10	45 S. REDDING	25.801	10	91 L. HASLAM	28.598
11	50 E. LAVERTY	33.553	11	60 M. VAN DER MARK	24.745	11	60 M. VAN DER MARK	25.809	11	64 F. CARICASULO	28.635
12	20 S. BARRIER	33.656	12	36 L. MERCADO	24.789	12	50 E. LAVERTY	26.008	12	36 L. MERCADO	28.800
13	64 F. CARICASULO	33.668	13	91 L. HASLAM	24.825	13	20 S. BARRIER	26.057	13	31 G. GERLOFF	28.882
14	45 S. REDDING	33.670	14	64 F. CARICASULO	24.844	14	64 F. CARICASULO	26.079	14	50 E. LAVERTY	28.883
15	7 C. DAVIES	33.875	15	20 S. BARRIER	24.865	15	7 C. DAVIES	26.197	15	20 S. BARRIER	28.899
16	36 L. MERCADO	34.004	16	53 V. DEBISE	24.970	16	34 X. PINSACH	26.199	16	7 C. DAVIES	29.025
17	34 X. PINSACH	34.195	17	7 C. DAVIES	25.186	17	36 L. MERCADO	26.206	17	53 V. DEBISE	29.301
18	53 V. DEBISE	34.245	18	34 X. PINSACH	25.556	18	53 V. DEBISE	26.722	18	34 X. PINSACH	29.490
19	19 A. BAUTISTA	34.293	19	13 T. TAKAHASHI	25.612	19	19 A. BAUTISTA	26.779	19	13 T. TAKAHASHI	29.983
20	13 T. TAKAHASHI	34.340	20	19 A. BAUTISTA	25.683	20	13 T. TAKAHASHI	27.109	20	19 A. BAUTISTA	29.992
21	97 S. CAVALIERI	35.492	21	97 S. CAVALIERI	26.702	21	97 S. CAVALIERI	27.599	21	97 S. CAVALIERI	30.827

02/10/2020

These data/results cannot be reproduced, stored and/or transmitted in whole or in part by any manner of electronic, mechanical, photocopying, recording, broadcasting or otherwise now known or herein after developed without the previous express consent by the copyright owner, except for reproduction in daily press and regular printed publications on sale to the public within 60 days of the event related to those data/results and always provided that copyright symbol appears together as follows below.

© DORNA WSBK ORGANIZATION Srl 2020





Magny-Cours 4.411 m

Pirelli French Round, 2 - 4 October 2020

Ideal Times Free Practice 1st Session

No.	Rider	Nat	Bike	Seg. 1	Seg. 2	Seg. 3	Seg. 4	Ideal Time		
				Diff. 1	Diff. 2	Diff. 3	Diff. 4	Best Lap	Pos.	Diff.
1	1 J. REA	GBR	Kawasaki ZX-10RR	32.540 +0.112	23.870	25.055	27.743 +0.036	1'49.208 1'49.356	1	0.148
2	76 L. BAZ	FRA	Yamaha YZF R1	32.876	24.443 +0.014	25.253	28.121	1'50.693 1'50.707	2	0.014
3	66 T. SYKES	GBR	BMW S1000 RR	33.308 +0.063	24.155	25.340	28.129	1'50.932 1'50.995	3	0.063
4	54 T. RAZGATLIOGLU	TUR	Yamaha YZF R1	33.033	24.515	25.724	28.048	1'51.320 1'51.320	4	
5	12 X. FORES	ESP	Kawasaki ZX-10RR	33.405	24.093	25.584	28.446 +0.041	1'51.528 1'51.569	5	0.041
6	21 M. RINALDI	ITA	Ducati Panigale V4 R	33.114 +0.138	24.654 +0.031	25.571 +0.405	28.425	1'51.764 1'52.338	8	0.574
7	22 A. LOWES	GBR	Kawasaki ZX-10RR	33.363 +0.064	24.506	25.788	28.393	1'52.050 1'52.114	6	0.064
8	45 S. REDDING	GBR	Ducati Panigale V4 R	33.670	24.217	25.801	28.489	1'52.177 1'52.177	7	
9	60 M. VAN DER MARK	NED	Yamaha YZF R1	33.391 +0.082	24.745	25.809 +0.055	28.486 +0.035	1'52.431 1'52.603	9	0.172
10	91 L. HASLAM	GBR	Honda CBR1000RR-R	33.382	24.825	25.762 +0.073	28.598	1'52.567 1'52.640	10	0.073
11	31 G. GERLOFF	USA	Yamaha YZF R1	33.467	24.442	25.800	28.882 +0.142	1'52.591 1'52.733	11	0.142
12	50 E. LAVERTY	IRL	BMW S1000 RR	33.553 +0.122	24.685	26.008	28.883	1'53.129 1'53.251	12	0.122
13	64 F. CARICASULO	ITA	Yamaha YZF R1	33.668	24.844	26.079	28.635 +0.449	1'53.226 1'53.675	13	0.449
14	20 S. BARRIER	FRA	Ducati Panigale V4 R	33.656	24.865	26.057 +0.070	28.899 +0.268	1'53.477 1'53.815	15	0.338
15	36 L. MERCADO	ARG	Ducati Panigale V4 R	34.004	24.789	26.206	28.800	1'53.799 1'53.799	14	
16	7 C. DAVIES	GBR	Ducati Panigale V4 R	33.875 +0.325	25.186 +0.123	26.197 +0.033	29.025	1'54.283 1'54.764	16	0.481
17	53 V. DEBISE	FRA	Kawasaki ZX-10RR	34.245 +0.103	24.970	26.722	29.301	1'55.238 1'55.341	17	0.103
18	34 X. PINSACH	ESP	Kawasaki ZX-10RR	34.195	25.556	26.199	29.490	1'55.440 1'55.440	18	
19	19 A. BAUTISTA	ESP	Honda CBR1000RR-R	34.293	25.683	26.779	29.992 +0.124	1'56.747 1'56.871	19	0.124
20	13 T. TAKAHASHI	JPN	Honda CBR1000RR-R	34.340	25.612 +0.216	27.109	29.983 +0.265	1'57.044 1'57.525	20	0.481
21	97 S. CAVALIERI	ITA	Ducati Panigale V4 R	35.492	26.702	27.599	30.827	2'00.620 2'00.620	21	
Overall Ideal Time				32.540	23.870	25.055	27.743	1'49.208		

02/10/2020

These data/results cannot be reproduced, stored and/or transmitted in whole or in part by any manner of electronic, mechanical, photocopying, recording, broadcasting or otherwise now known or herein after developed without the previous express consent by the copyright owner, except for reproduction in daily press and regular printed publications on sale to the public within 60 days of the event related to those data/results and always provided that copyright symbol appears together as follows below.

© DORNA WSBK ORGANIZATION Srl 2020

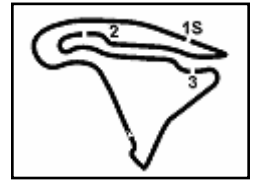
FICR PERUGIA TIMING



Official Tyre Supplier



Official Timekeeper



Pirelli French Round, 2 - 4 October 2020 Chronological Analysis Free Practice 1st Session

Magny-Cours 4.411 m

1 / 4

1° 1 J. REA (1'49.356)							
Lap	Seg.1	Seg.2	Seg.3	Seg.4	Lap Time	km/h	Local Time
1		26.896	27.857	30.011		237,1	10:44'19.918
2	34.306	25.139	26.631	29.106	1'55.182	251,4	10:46'15.100
3	34.162	24.775	26.093	28.632	1'53.662	259,9	10:48'08.762
4	33.592	24.573	25.864	28.718	1'52.747	264,9	10:50'01.509
5	33.358	24.469	25.679	28.418	1'51.924	266,9	10:51'53.433
6	35.230	25.603	26.984	32.456	2'00.273P	254,4	10:53'53.706
7	17'30.122	26.618	26.960	29.227	18'52.927P	234,5	11:12'46.633
8	33.764	24.626	25.815	28.568	1'52.773	258,0	11:14'39.406
9	33.401	24.217	25.850	28.299	1'51.767	264,3	11:16'31.173
10	33.009	24.225	25.445	28.051	1'50.730	263,7	11:18'21.903
11	32.540	24.258	25.298	27.743	1'49.839	263,0	11:20'11.742
12	32.652	23.870	25.055	27.779	1'49.356	270,2	11:22'01.098
13	34.426	26.349	25.717	31.647	1'58.139P	256,8	11:23'59.237

9	35.062	25.898	27.134	30.087	1'58.181	245,2	11:12'54.014
10	34.469	25.362	26.735	29.518	1'56.084	249,1	11:14'50.098
11	34.090	25.108	26.396	29.106	1'54.700	254,4	11:16'44.798
12	33.646	24.649	26.175	28.542	1'53.012	259,9	11:18'37.810
13	33.664	26.501	28.180	29.841	1'58.186C	264,9	11:20'35.996
14	33.193	24.717	25.920	28.594	1'52.424	258,6	11:22'28.420
15	33.033	24.515	25.724	28.048	1'51.320	262,4	11:24'19.740

2° 76 L. BAZ (1'50.707)							
Lap	Seg.1	Seg.2	Seg.3	Seg.4	Lap Time	km/h	Local Time
1		28.054	29.205	31.103		213,7	10:32'55.404
2	35.549	26.105	28.306	30.043	2'00.003	240,8	10:34'55.407
3	34.979	25.716	27.366	29.712	1'57.773	250,3	10:36'53.180
4	34.454	25.510	27.516	29.085	1'56.565	258,6	10:38'49.745
5	34.289	25.468	26.385	28.835	1'54.977	255,6	10:40'44.722
6	34.033	24.874	26.122	29.151	1'54.180	260,5	10:42'38.902
7	33.852	24.855	26.125	28.782	1'53.614	255,0	10:44'32.516
8	34.988	25.845	27.347	32.250	2'00.430P	237,1	10:46'32.946
9	22'54.718	25.840	26.883	29.729	24'17.170P	228,6	11:10'50.116
10	34.184	25.510	26.011	28.612	1'54.317	238,7	11:12'44.433
11	33.732	24.620	25.591	28.623	1'52.566	258,0	11:14'36.999
12	33.585	24.775	27.361	29.315	1'55.036	259,2	11:16'32.035
13	33.504	24.443	25.481	28.469	1'51.897	253,2	11:18'23.932
14	36.542	25.861	25.972	28.472	1'56.847	230,1	11:20'20.779
15	33.154	24.770	26.249	28.413	1'52.586C	259,2	11:22'13.365
16	32.876	24.457	25.253	28.121	1'50.707	258,6	11:24'04.072

5° 12 X. FORES (1'51.569)							
Lap	Seg.1	Seg.2	Seg.3	Seg.4	Lap Time	km/h	Local Time
1		28.841	30.300	32.960		204,5	10:35'50.344
2	36.803	27.079	28.713	31.224	2'03.819	214,2	10:37'54.163
3	35.455	26.088	28.119	30.691	2'00.353	237,6	10:39'54.516
4	35.541	25.941	28.125	30.505	2'00.112	248,5	10:41'54.628
5	35.045	25.559	27.312	30.047	1'57.963	246,3	10:43'52.591
6	34.996	26.152	27.603	33.371	2'02.122P	252,0	10:45'54.713
7	7'13.368	25.901	28.810	35.823	8'43.902P	219,4	10:54'38.615
8	35.083	25.172	27.290	29.749	1'57.294	252,0	10:56'35.909
9	34.464	25.177	26.979	29.497	1'56.117	251,4	10:58'32.026
10	34.264	24.941	26.546	29.476	1'55.227	255,0	11:00'27.253
11	34.384	25.051	26.705	29.393	1'55.533	249,1	11:02'22.786
12	35.517	28.419	29.292	35.363	2'08.591CP	220,2	11:04'31.377
13	6'03.753	26.065	27.480	29.784	7'27.082P	232,0	11:11'58.459
14	34.600	24.969	26.436	29.350	1'55.355	244,1	11:13'53.814
15	34.019	24.515	26.215	28.995	1'53.744	253,8	11:15'47.558
16	33.830	24.461	26.112	28.911	1'53.314	253,8	11:17'40.872
17	33.814	24.571	25.988	28.834	1'53.207	246,3	11:19'34.079
18	33.754	24.296	25.821	28.617	1'52.488	259,9	11:21'26.567
19	33.622	24.177	25.691	28.446	1'51.936	259,2	11:23'18.503
20	33.405	24.093	25.584	28.487	1'51.569	259,2	11:25'10.072

3° 66 T. SYKES (1'50.995)							
Lap	Seg.1	Seg.2	Seg.3	Seg.4	Lap Time	km/h	Local Time
1		30.117	29.121	31.721		204,8	10:41'41.483
2	35.821	26.231	27.555	29.926	1'59.533	240,8	10:43'41.016
3	34.737	25.987	26.964	29.642	1'57.330	254,4	10:45'38.346
4	33.992	25.059	26.244	28.816	1'54.111	259,2	10:47'32.457
5	34.055	24.819	26.242	29.746	1'54.862	258,6	10:49'27.319
6	33.803	24.678	25.930	28.836	1'53.247	259,9	10:51'20.566
7	33.700	28.091	27.066	30.502	1'59.359	257,4	10:53'19.925
8	34.999	25.062	26.343	34.333	2'00.737P	252,0	10:55'20.662
9	16'25.920	26.601	26.771	31.482	17'50.774P	223,4	11:13'11.436
10	33.810	24.455	25.761	28.586	1'52.612	261,1	11:15'04.048
11	33.406	24.627	25.764	28.439	1'52.236	254,4	11:16'56.284
12	34.325	24.986	26.198	28.941	1'54.450	257,4	11:18'50.734
13	33.308	24.282	25.537	28.267	1'51.394	266,2	11:20'42.128
14	33.311	25.576	26.170	29.894	1'54.951	258,6	11:22'37.079
15	33.371	24.155	25.340	28.129	1'50.995	262,4	11:24'28.074

6° 22 A. LOWES (1'52.114)							
Lap	Seg.1	Seg.2	Seg.3	Seg.4	Lap Time	km/h	Local Time
1		28.734	30.962	32.993		202,5	10:34'50.555
2	37.274	30.308	30.556	30.886	2'09.024C	222,5	10:36'59.579
3	35.829	26.248	28.449	30.545	2'01.071	235,1	10:39'00.650
4	35.235	25.963	28.266	30.105	1'59.569	249,1	10:41'00.219
5	34.966	25.835	27.364	30.092	1'58.257	241,9	10:42'58.476
6	34.698	25.549	27.474	29.709	1'57.430	248,0	10:44'55.906
7	34.614	25.619	27.265	30.938	1'58.436	246,8	10:46'54.342
8	34.305	25.649	26.936	29.326	1'56.216	247,4	10:48'50.558
9	35.289	26.537	28.317	33.255	2'03.398P	245,7	10:50'53.956
10	10'12.000	26.832	28.017	30.177	11'37.026P	241,3	11:02'30.982
11	34.692	26.873	29.384	34.019	2'04.968CP	252,6	11:04'35.950
12	6'51.528	25.761	27.457	30.047	8'14.793P	250,3	11:12'50.743
13	34.276	25.274	26.959	29.750	1'56.259	253,2	11:14'47.002
14	34.323	25.013	26.623	29.440	1'55.399	258,6	11:16'42.401
15	33.842	24.817	26.429	28.917	1'54.005	254,4	11:18'36.406
16	36.238	25.620	26.451	29.262	1'57.571	240,3	11:20'33.977
17	33.363	24.703	25.849	28.547	1'52.462	257,4	11:22'26.439
18	33.427	24.506	25.788	28.393	1'52.114	258,0	11:24'18.553

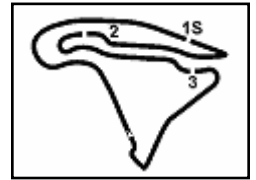
4° 54 T. RAZGATLIOGLU (1'51.320)							
Lap	Seg.1	Seg.2	Seg.3	Seg.4	Lap Time	km/h	Local Time
1		29.604	33.201	33.054		227,6	10:43'03.420
2	37.784	27.154	29.316	33.924	2'08.178	248,0	10:45'11.598
3	35.352	25.920	27.743	30.481	1'59.496	235,1	10:47'11.094
4	34.738	25.283	27.122	30.032	1'57.175	264,9	10:49'08.269
5	34.780	25.933	27.037	31.453	1'59.203	246,3	10:51'07.472
6	36.759	26.747	27.785	30.229	2'01.520	254,4	10:53'08.992
7	34.642	26.783	29.516	41.109	2'12.050CP	247,4	10:55'21.042
8	14'08.041	26.714	28.778	31.258	15'34.791P	223,4	11:10'55.833

7° 45 S. REDDING (1'52.177)							
Lap	Seg.1	Seg.2	Seg.3	Seg.4	Lap Time	km/h	Local Time
1		29.617	30.360	33.394		192,1	10:32'51.789
2	37.360	27.352	29.044	31.003	2'04.759	230,1	10:34'56.548
3	35.855	26.694	27.794	30.805	2'01.148	253,2	10:36'57.696
4	35.420	26.148	27.637	30.278	1'59.483	253,8	10:38'57.179
5	34.910	25.112	26.899	29.757	1'56.678	265,6	10:40'53.857
6	34.540	25.538	27.251	29.627	1'56.956	253,8	10:42'50.813
7	34.419	25.027	26.635	30.146	1'56.227	267,6	10:44'47.040
8	34.317	25.164	26.925	29.618	1'56.024	259,9	10:46'43.064
9	34.383	25.126	26.134	29.141	1'54.784	253,2	10:48'37.848

02/10/2020 P = Pits In/Out - C = Lap Time Cancelled

These data/results cannot be reproduced, stored and/or transmitted in whole or in part by any manner of electronic, mechanical, photocopying, recording, broadcasting or otherwise now known or herein after developed without the previous express consent by the copyright owner, except for reproduction in daily press and regular printed publications on sale to the public within 60 days of the event related to those data/results and always provided that copyright symbol appears together as follows below.

© DORNA WSBK ORGANIZATION Srl 2020



Pirelli French Round, 2 - 4 October 2020 Chronological Analysis Free Practice 1st Session

Magny-Cours 4.411 m

2 / 4

10	34.360	25.604	27.062	29.157	1'56.183	235,1	10:50'34.031	7	34.758	25.764	27.407	32.256	2'00.185CP	245,7	10:55'16.482
11	34.426	24.635	26.276	28.809	1'54.146	267,6	10:52'28.177	8	14'02.239	27.767	27.920	39.253	15'37.179P	230,6	11:10'53.661
12	36.337	26.079	28.263	29.217	1'59.896	258,0	10:54'28.073	9	48.209	26.767	27.535	29.691	2'12.202P	229,1	11:13'05.863
13	34.102	24.753	26.183	28.581	1'53.619	264,3	10:56'21.692	10	34.513	25.776	26.686	29.026	1'56.001	243,5	11:15'01.864
14	34.047	24.656	26.032	28.685	1'53.420	264,3	10:58'15.112	11	34.133	49.413	27.699	30.096	2'21.341	262,4	11:17'23.205
15	35.739	27.597	27.663	33.065	2'04.064P	241,3	11:00'19.176	12	34.338	25.700	26.090	28.717	1'54.845	245,2	11:19'18.050
16	12'46.003	26.370	27.788	32.099	14'12.260P	228,1	11:14'31.436	13	33.735	25.150	25.833	28.775	1'53.493	253,8	11:21'11.543
17	35.317	25.151	26.626	29.030	1'56.124	250,8	11:16'27.560	14	33.550	25.160	25.762	28.599	1'53.071	250,8	11:23'04.614
18	34.248	24.950	28.220	29.611	1'57.029	258,0	11:18'24.589	15	33.382	24.825	25.835	28.598	1'52.640	255,0	11:24'57.254
19	34.077	24.461	26.028	28.722	1'53.288	261,7	11:20'17.877								
20	34.000	24.240	25.910	28.532	1'52.682	268,2	11:22'10.559								
21	33.670	24.217	25.801	28.489	1'52.177	268,9	11:24'02.736								

8° 21 M. RINALDI (1'52.338)							
Lap	Seg.1	Seg.2	Seg.3	Seg.4	Lap Time	km/h	Local Time
1		31.546	31.883	34.449		188,1	10:33'20.577
2	39.055	28.847	30.167	33.479	2'11.548P	223,9	10:35'32.125
3	5'37.642	28.558	29.939	31.873	7'08.012P	213,7	10:42'40.137
4	36.961	26.985	28.569	30.622	2'03.137	248,5	10:44'43.274
5	35.875	26.485	27.749	30.617	2'00.726	236,1	10:46'44.000
6	35.169	26.173	27.689	29.837	1'58.868	240,8	10:48'42.868
7	34.747	26.520	27.959	29.766	1'58.992	243,5	10:50'41.860
8	34.513	25.766	26.910	29.395	1'56.584	240,8	10:52'38.444
9	34.069	25.307	27.123	29.257	1'55.756	237,6	10:54'34.200
10	33.876	25.455	26.989	29.217	1'55.537	249,1	10:56'29.737
11	34.188	25.002	26.665	29.079	1'54.934	255,6	10:58'24.671
12	33.908	25.227	26.597	29.265	1'54.997	252,6	11:00'19.668
13	33.809	25.342	26.540	28.965	1'54.656	253,8	11:02'14.324
14	33.730	28.040	31.788	37.845	2'11.403CP	252,0	11:04'25.727
15	7'10.220	28.262	28.331	31.024	8'37.837P	215,4	11:13'03.564
16	34.808	25.798	27.015	29.605	1'57.226	238,7	11:15'00.790
17	34.106	25.411	26.748	31.561	1'57.826	249,7	11:16'58.616
18	34.022	25.496	26.504	29.003	1'55.025	233,0	11:18'53.641
19	33.499	24.654	26.284	28.992	1'53.429	259,9	11:20'47.070
20	33.252	24.685	25.976	28.425	1'52.338	257,4	11:22'39.408
21	33.114	24.716	25.571	1'10.435	2'33.836P	256,8	11:25'13.244

9° 60 M. VAN DER MARK (1'52.603)							
Lap	Seg.1	Seg.2	Seg.3	Seg.4	Lap Time	km/h	Local Time
1		31.030	28.410	30.602		218,5	10:42'54.893
2	34.823	26.201	26.700	29.614	1'57.338	244,1	10:44'52.231
3	34.490	25.862	26.808	29.066	1'56.226	247,4	10:46'48.457
4	34.055	25.557	26.528	29.164	1'55.304	255,6	10:48'43.761
5	33.993	25.404	26.426	28.813	1'54.636	256,2	10:50'38.397
6	34.582	25.050	26.490	28.736	1'54.858	259,9	10:52'33.255
7	33.649	25.100	25.995	28.629	1'53.373	255,0	10:54'26.628
8	33.774	26.017	27.426	33.058	2'00.275P	258,6	10:56'26.903
9	12'39.689	26.452	26.886	29.459	14'02.486P	246,8	11:10'29.389
10	34.595	25.309	26.420	29.076	1'55.400	256,2	11:12'24.789
11	33.971	25.322	26.033	28.739	1'54.065	257,4	11:14'18.854
12	33.473	24.745	25.864	28.521	1'52.603	270,9	11:16'11.457
13	33.593	24.840	25.826	28.487	1'52.746	255,0	11:18'04.203
14	33.663	25.195	25.809	31.413	1'56.080P	259,9	11:20'00.283
15	1'29.544	25.349	26.025	28.486	2'49.404P	259,2	11:22'49.687

10° 91 L. HASLAM (1'52.640)							
Lap	Seg.1	Seg.2	Seg.3	Seg.4	Lap Time	km/h	Local Time
1		30.431	32.463	33.395		214,2	10:32'29.909
2	36.664	27.776	29.495	30.894	2'04.829	232,5	10:34'34.738
3	35.621	31.866	29.670	35.800	2'12.957P	243,5	10:36'47.695
4	10'52.852	32.960	28.976	31.460	12'26.248P	229,6	10:49'13.943
5	35.191	26.201	27.561	29.981	1'58.934	244,6	10:51'12.877
6	35.975	27.298	27.852	32.295	2'03.420	215,9	10:53'16.297

11° 31 G. GERLOFF (1'52.733)							
Lap	Seg.1	Seg.2	Seg.3	Seg.4	Lap Time	km/h	Local Time
1		29.675	30.197	33.596		188,5	10:36'48.237
2	37.388	27.145	28.432	31.142	2'04.107	231,5	10:38'52.344
3	35.729	27.248	27.947	31.165	2'02.089	258,0	10:40'54.433
4	34.980	26.284	27.527	30.541	1'59.332	241,9	10:42'53.765
5	35.042	25.714	27.645	33.601	2'02.002P	255,6	10:44'55.767
6	7'19.455	25.799	27.259	30.469	8'42.982P	244,6	10:53'38.749
7	35.181	25.680	27.042	30.010	1'57.913	263,0	10:55'36.662
8	34.708	25.169	26.484	29.483	1'55.844	260,5	10:57'32.506
9	34.728	25.246	26.893	29.528	1'56.395	268,2	10:59'28.901
10	34.452	25.275	26.650	29.352	1'55.729	263,7	11:01'24.630
11	34.589	26.659	26.934	32.623	2'00.805CP	252,0	11:03'25.435
12	7'45.169	25.800	27.780	30.527	9'09.276CP	247,4	11:12'34.711
13	34.345	25.119	26.577	29.304	1'55.345	261,1	11:14'30.056
14	34.216	25.088	26.395	29.465	1'55.164	261,7	11:16'25.220
15	34.088	24.841	26.245	28.951	1'54.125	263,0	11:18'19.345
16	33.717	24.845	26.030	29.575	1'54.167	265,6	11:20'13.512
17	33.836	24.573	26.096	28.882	1'53.387	266,2	11:22'06.899
18	33.467	24.442	25.800	29.024	1'52.733	264,3	11:23'59.632

12° 50 E. LAVERTY (1'53.251)							
Lap	Seg.1	Seg.2	Seg.3	Seg.4	Lap Time	km/h	Local Time
1		30.117	31.042	32.792		201,0	10:44'35.803
2	36.108	27.150	28.726	30.849	2'02.833	226,2	10:46'38.636
3	35.181	26.373	27.328	30.010	1'58.892	236,6	10:48'37.528
4	34.149	25.875	27.508	29.469	1'57.001	245,7	10:50'34.529
5	34.020	25.312	26.425	29.095	1'54.852	240,3	10:52'29.381
6	33.553	25.122	26.263	29.221	1'54.159	259,2	10:54'23.540
7	33.675	24.685	26.008	28.883	1'53.251	263,0	10:56'16.791
8	34.944	26.094	26.960	35.957	2'03.955P	240,8	10:58'20.746

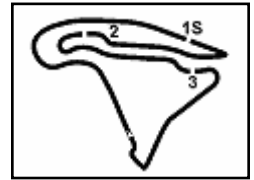
13° 64 F. CARICASULO (1'53.675)							
Lap	Seg.1	Seg.2	Seg.3	Seg.4	Lap Time	km/h	Local Time
1		29.785	29.406	32.205		185,5	10:33'00.170
2	36.130	26.775	28.175	30.538	2'01.618	248,0	10:35'01.788
3	35.689	26.216	27.430	29.910	1'59.245	224,8	10:37'01.033
4	35.021	26.216	28.175	30.671	2'00.083	223,4	10:39'01.116
5	35.247	25.874	27.442	30.125	1'58.688	239,2	10:40'59.804
6	34.950	25.710	27.259	29.827	1'57.746	251,4	10:42'57.550
7	34.650	25.533	26.733	29.634	1'56.550	256,8	10:44'54.100
8	34.380	25.398	26.721	29.375	1'55.874	250,3	10:46'49.974
9	34.053	25.126	26.401	28.995	1'54.575	260,5	10:48'44.549
10	34.076	25.649	26.590	28.802	1'55.117	236,6	10:50'39.666
11	34.111	25.375	27.197	29.327	1'56.010	241,3	10:52'35.676
12	34.100	25.161	26.538	28.635	1'54.434	249,7	10:54'30.110
13	34.069	25.400	26.128	28.741	1'54.338	253,8	10:56'24.448
14	33.668	24.844	26.079	29.084	1'53.675	266,2	10:58'18.123
15	33.746	25.219	26.283	28.897	1'54.145	243,5	11:00'12.268

14° 36 L. MERCADO (1'53.799)							
Lap	Seg.1	Seg.2	Seg.3	Seg.4	Lap Time	km/h	Local Time
1		29.898	30.520	32.419		204,1	10:33'01.046

02/10/2020 P = Pits In/Out - C = Lap Time Cancelled

These data/results cannot be reproduced, stored and/or transmitted in whole or in part by any manner of electronic, mechanical, photocopying, recording, broadcasting or otherwise now known or herein after developed without the previous express consent by the copyright owner, except for reproduction in daily press and regular printed publications on sale to the public within 60 days of the event related to those data/results and always provided that copyright symbol appears together as follows below.

© DORNA WSBK ORGANIZATION Srl 2020



Pirelli French Round, 2 - 4 October 2020 Chronological Analysis Free Practice 1st Session

Magny-Cours 4.411 m

3 / 4

2	37.009	26.339	27.957	30.551	2'01.856	245,2	10:35'02.902	4	36.585	27.279	29.008	31.932	2'04.804	231,0	10:39'03.000
3	35.869	26.392	28.088	30.363	2'00.712	236,1	10:37'03.614	5	36.491	27.074	29.468	31.461	2'04.494C	236,6	10:41'07.494
4	35.664	26.179	27.593	30.075	1'59.511	253,2	10:39'03.125	6	36.288	26.557	28.460	31.124	2'02.429	241,9	10:43'09.923
5	35.593	25.558	27.273	29.805	1'58.229	257,4	10:41'01.354	7	35.776	26.394	28.016	30.822	2'01.008	238,2	10:45'10.931
6	35.106	25.543	27.035	29.765	1'57.449	255,0	10:42'58.803	8	35.580	25.852	27.839	30.590	1'59.861	247,4	10:47'10.792
7	35.041	25.507	26.942	29.876	1'57.366	234,5	10:44'56.169	9	35.285	25.646	27.687	33.917	2'02.535P	248,5	10:49'13.327
8	34.889	25.287	27.130	29.984	1'57.290	243,0	10:46'53.459	10	10'11.484	28.186	28.556	31.240	1'139.466P	236,6	11:00'52.793
9	34.915	25.169	26.870	59.732	2'26.686P	263,0	10:49'20.145	11	35.614	26.478	28.036	30.543	2'00.671	241,3	11:02'53.464
10	19'38.393	27.414	28.661	30.632	2'105.100P	218,5	11:10'25.245	12	38.747	30.902	30.387	34.943	2'14.979CP	163,2	11:05'08.443
11	35.652	26.336	28.281	30.495	2'00.764C	241,3	11:12'26.009	13	3'26.425	27.643	28.879	31.121	4'54.068P	227,6	11:10'02.511
12	34.848	25.300	26.791	29.339	1'56.278	253,2	11:14'22.287	14	35.529	26.024	27.696	30.202	1'59.451	246,3	11:12'01.962
13	34.721	25.396	26.592	29.384	1'56.093	250,3	11:16'18.380	15	35.058	25.496	27.497	30.239	1'58.290	254,4	11:14'00.252
14	34.533	25.036	26.480	29.133	1'55.182	258,6	11:18'13.562	16	34.886	25.546	27.322	29.845	1'57.599	254,4	11:15'57.851
15	34.385	24.913	26.316	29.096	1'54.710	255,0	11:20'08.272	17	34.565	25.299	27.056	29.627	1'56.547	255,0	11:17'54.398
16	34.004	24.789	26.206	28.800	1'53.799	258,6	11:22'02.071	18	34.245	24.986	27.100	29.488	1'55.819	256,8	11:19'05.217
17	37.539	27.370	28.243	30.674	2'03.826	190,4	11:24'05.897	19	34.421	25.403	27.008	29.683	1'56.515	256,8	11:21'46.732
								20	34.341	24.975	26.957	29.652	1'55.925	256,8	11:23'42.657
								21	34.348	24.970	26.722	29.301	1'55.341	258,0	11:25'37.998

15° 20 S. BARRIER (1'53.815)

Lap	Seg.1	Seg.2	Seg.3	Seg.4	Lap Time	km/h	Local Time
1		30.224	31.194	34.292		204,8	10:32'29.809
2	5'26.056	28.609	30.282	32.668	6'57.615P	231,0	10:39'27.424
3	36.762	26.858	28.021	31.295	2'02.936	240,3	10:41'30.360
4	36.181	26.128	27.665	30.637	2'00.611	246,3	10:43'30.971
5	34.806	25.600	27.186	30.145	1'57.737	256,8	10:45'28.708
6	35.179	27.252	28.475	32.921	2'03.827P	236,1	10:47'32.535
7	9'51.872	27.086	28.792	31.025	11'18.775P	222,0	10:58'51.310
8	35.450	25.454	28.396	31.336	2'00.636	248,0	11:00'51.946
9	35.252	25.792	27.436	30.212	1'58.692	251,4	11:02'50.638
10	38.638	34.824	30.286	35.118	2'18.866CP	166,2	11:05'09.504
11	7'00.299	27.343	27.950	30.139	8'25.731P	231,0	11:13'35.235
12	34.610	25.466	26.715	29.580	1'56.371	248,0	11:15'31.606
13	34.557	25.306	26.483	29.253	1'55.599	249,7	11:17'27.205
14	34.006	24.868	26.057	28.899	1'53.830	266,9	11:19'21.035
15	34.023	24.899	26.242	29.318	1'54.482	257,4	11:21'15.517
16	33.806	25.611	26.317	29.133	1'54.867	268,9	11:23'10.384
17	33.656	24.865	26.127	29.167	1'53.815	256,8	11:25'04.199

18° 34 X. PINSACH (1'55.440)

Lap	Seg.1	Seg.2	Seg.3	Seg.4	Lap Time	km/h	Local Time
1		30.547	31.463	33.952		192,1	10:32'50.458
2	38.374	29.678	29.840	32.117	2'10.009	215,0	10:35'00.467
3	36.670	27.531	28.997	31.734	2'04.932	241,9	10:37'05.399
4	35.801	26.834	28.233	31.064	2'01.932	243,5	10:39'07.331
5	36.080	27.031	28.228	30.822	2'02.161	240,8	10:41'09.492
6	35.426	26.202	27.786	30.653	2'00.067	245,7	10:43'09.559
7	35.004	26.262	28.188	30.882	2'00.336	247,4	10:45'09.895
8	35.242	26.161	27.615	30.424	1'59.442	255,6	10:47'09.337
9	34.975	26.158	27.254	34.931	2'03.318P	249,1	10:49'12.655
10	10'57.296	28.378	28.890	31.473	12'26.037P	229,1	11:01'38.692
11	36.002	27.391	28.160	33.907	2'05.460CP	236,1	11:03'44.152
12	8'58.991	26.823	27.927	31.117	10'24.858P	236,1	11:14'09.010
13	35.475	26.544	27.496	30.457	1'59.972	240,8	11:16'08.982
14	34.701	26.020	27.043	30.118	1'57.882	245,7	11:18'06.864
15	34.615	25.741	26.699	29.935	1'56.990	250,8	11:20'03.854
16	34.247	25.960	27.165	32.876	2'00.248	253,2	11:22'04.102
17	34.195	25.556	26.199	29.490	1'55.440	243,5	11:23'59.542

16° 7 C. DAVIES (1'54.764)

Lap	Seg.1	Seg.2	Seg.3	Seg.4	Lap Time	km/h	Local Time
1		30.030	29.636	32.784		193,2	10:41'17.472
2	37.067	27.320	28.310	31.261	2'03.958	224,3	10:43'21.430
3	35.878	26.388	27.763	30.566	2'00.595	236,6	10:45'22.025
4	35.241	25.826	26.821	29.820	1'57.708	244,6	10:47'19.733
5	34.446	25.291	26.731	29.745	1'56.213	251,4	10:49'15.946
6	34.474	25.463	26.917	29.292	1'56.146	245,2	10:51'12.092
7	37.763	27.932	26.994	30.307	2'02.996	228,1	10:53'15.088
8	34.868	25.936	26.868	38.310	2'05.982	253,2	10:55'21.070
9	34.756	25.449	26.529	29.433	1'56.167	246,8	10:57'17.237
10	34.314	25.186	26.515	29.138	1'55.153	258,0	10:59'12.390
11	34.200	25.309	26.230	29.025	1'54.764	264,9	11:01'07.154
12	34.024	25.242	26.405	29.184	1'54.855	258,0	11:03'02.009
13	40.770	30.567	30.928	36.190	2'18.455CP	195,9	11:05'20.464
14	11'05.585	27.092	27.305	30.718	12'30.700P	229,1	11:17'51.164
15	34.853	25.442	26.777	29.518	1'56.590	252,0	11:19'47.754
16	34.184	29.192	26.844	30.661	2'00.881	260,5	11:21'48.635
17	33.910	25.454	26.197	29.203	1'54.764	247,4	11:23'43.399
18	33.875	25.473	26.685	30.971	1'57.004	241,3	11:25'40.403

19° 19 A. BAUTISTA (1'56.871)

Lap	Seg.1	Seg.2	Seg.3	Seg.4	Lap Time	km/h	Local Time
1		30.982	33.034	35.375		194,2	10:38'16.256
2	38.687	28.473	30.049	33.013	2'10.222	234,0	10:40'26.478
3	36.339	26.912	28.972	31.908	2'04.131	250,8	10:42'30.609
4	35.913	26.764	29.115	31.898	2'03.690	244,6	10:44'34.299
5	35.953	26.542	28.323	31.120	2'01.938	240,3	10:46'36.237
6	35.158	26.665	27.977	30.651	2'00.451	243,0	10:48'36.688
7	34.789	26.012	29.456	31.040	2'01.297	248,5	10:50'37.985
8	34.902	26.067	27.766	30.849	1'59.584	249,7	10:52'37.569
9	34.845	26.078	27.849	33.067	2'01.839P	246,8	10:54'39.408
10	13'39.809	27.402	28.597	31.461	15'07.269P	223,4	11:09'46.677
11	35.237	26.489	27.643	30.586	1'59.955	245,7	11:11'46.632
12	34.952	26.072	27.601	30.161	1'58.786	246,3	11:13'45.418
13	34.388	25.969	27.363	30.379	1'58.099	245,2	11:15'43.517
14	34.539	26.451	28.657	31.528	2'01.175P	257,4	11:17'44.692
15	1'36.534	28.837	27.874	30.771	3'04.016P	233,5	11:20'48.708
16	34.789	26.296	27.241	29.992	1'58.318	243,5	11:22'47.026
17	34.293	25.683	26.779	30.116	1'56.871	255,6	11:24'43.897

17° 53 V. DEBISE (1'55.341)

Lap	Seg.1	Seg.2	Seg.3	Seg.4	Lap Time	km/h	Local Time
1		30.941	32.665	35.109		197,7	10:32'38.452
2	38.571	28.181	30.757	33.517	2'11.026	218,0	10:34'49.478
3	37.678	27.718	30.331	32.991	2'08.718C	229,1	10:36'58.196

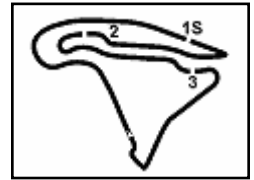
20° 13 T. TAKAHASHI (1'57.525)

Lap	Seg.1	Seg.2	Seg.3	Seg.4	Lap Time	km/h	Local Time
1		30.138	32.042	33.774		190,4	10:33'10.922
2	39.243	27.715	29.834	32.482	2'09.274	230,6	10:35'20.196

02/10/2020 P = Pits In/Out - C = Lap Time Cancelled

These data/results cannot be reproduced, stored and/or transmitted in whole or in part by any manner of electronic, mechanical, photocopying, recording, broadcasting or otherwise now known or herein after developed without the previous express consent by the copyright owner, except for reproduction in daily press and regular printed publications on sale to the public within 60 days of the event related to those data/results and always provided that copyright symbol appears together as follows below.

© DORNA WSBK ORGANIZATION Srl 2020



Magny-Cours 4.411 m

4 / 4

**Pirelli French Round, 2 - 4 October 2020
Chronological Analysis Free Practice 1st Session**

3	42.160	28.420	30.191	32.552	2'13.323	229,1	10:37'33.519
4	37.606	27.160	29.153	31.948	2'05.867	249,7	10:39'39.386
5	39.125	30.315	30.621	40.517	2'20.578P	219,8	10:41'59.964
6	26'55.408	29.646	31.305	32.445	28'28.804P	214,2	11:10'28.768
7	37.608	27.351	31.380	32.590	2'08.929C	232,5	11:12'37.697
8	35.642	26.405	28.286	31.284	2'01.617	249,7	11:14'39.314
9	34.942	25.868	27.503	30.561	1'58.874	238,2	11:16'38.188
10	34.870	25.663	31.716	29.983	2'02.232	253,2	11:18'40.420
11	34.340	25.828	27.109	30.248	1'57.525	253,8	11:20'37.945
12	34.402	25.612	27.220	30.936	1'58.170	261,1	11:22'36.115
13	35.006	25.952	27.776	31.322	2'00.056	237,1	11:24'36.171

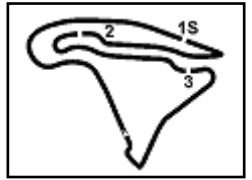
21° 97 S. CAVALIERI (2'00.620)							
Lap	Seg.1	Seg.2	Seg.3	Seg.4	Lap Time	km/h	Local Time
1		34.221	34.572	37.108		181,2	10:35'53.955
2	40.541	29.989	31.130	34.421	2'16.081	204,5	10:38'10.036
3	38.475	29.031	29.756	33.204	2'10.466	214,6	10:40'20.502
4	37.118	28.189	29.244	32.153	2'06.704	224,3	10:42'27.206
5	36.706	28.222	31.677	32.483	2'09.088	218,5	10:44'36.294
6	36.475	27.610	28.797	31.406	2'04.288	215,4	10:46'40.582
7	35.695	27.779	28.033	39.788	2'11.295	233,0	10:48'51.877
8	36.141	27.234	27.954	31.126	2'02.455	233,5	10:50'54.332
9	35.492	26.702	27.599	30.827	2'00.620	240,3	10:52'54.952

02/10/2020 P = Pits In/Out - C = Lap Time Cancelled

These data/results cannot be reproduced, stored and/or transmitted in whole or in part by any manner of electronic, mechanical, photocopying, recording, broadcasting or otherwise now known or herein after developed without the previous express consent by the copyright owner, except for reproduction in daily press and regular printed publications on sale to the public within 60 days of the event related to those data/results and always provided that copyright symbol appears together as follows below.

© DORNA WSBK ORGANIZATION Srl 2020

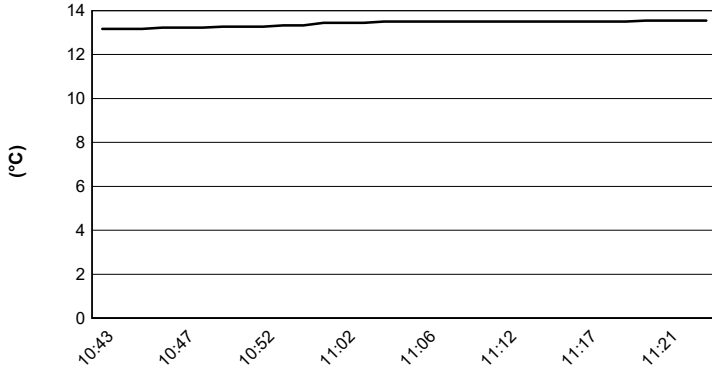




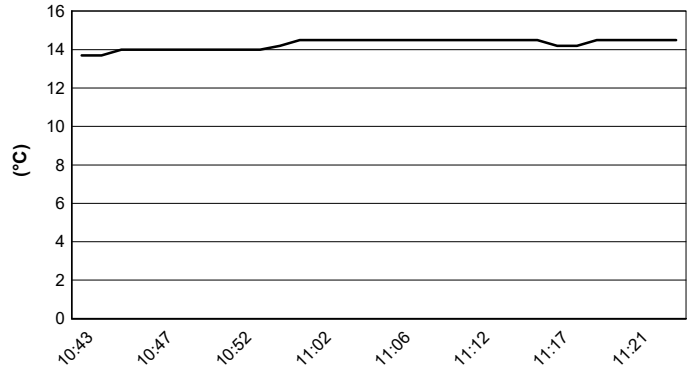
Magny-Cours 4.411 m

Pirelli French Round, 2 - 4 October 2020
Weather Report Free Practice 1st Session
 Session started 10:30 - Session ended 11:26

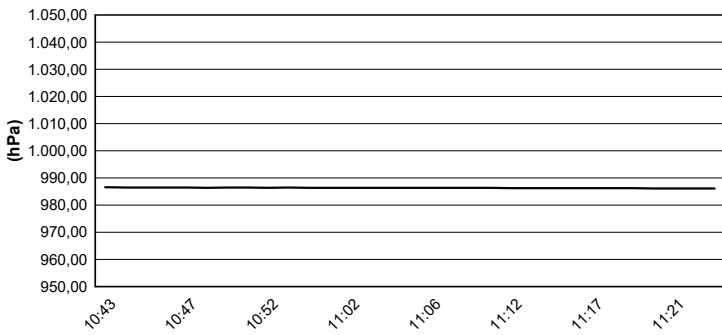
Air Temperature



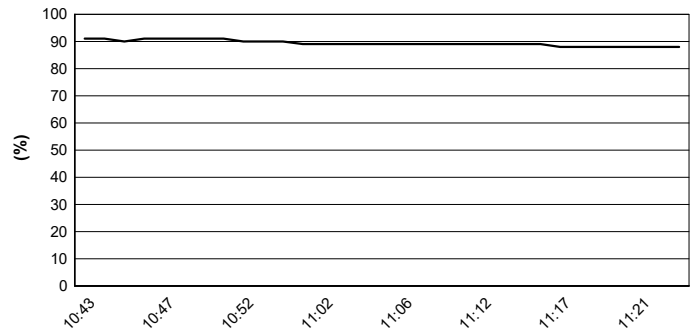
Track Temperature



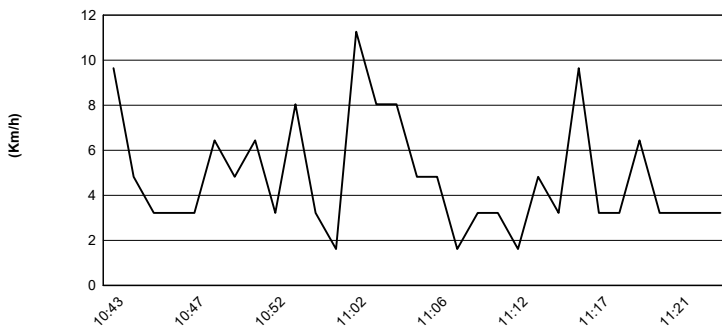
Air Pressure



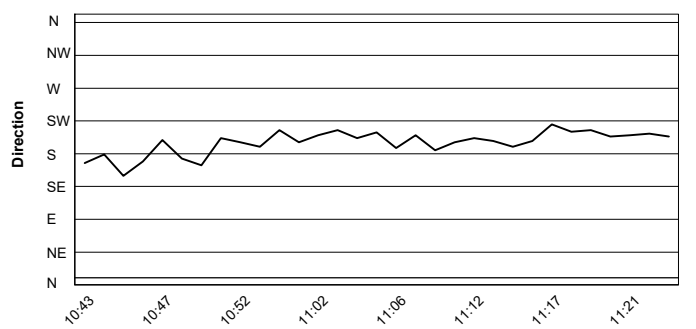
Humidity



Wind Speed



Wind Direction



02/10/2020

These data/results cannot be reproduced, stored and/or transmitted in whole or in part by any manner of electronic, mechanical, photocopying, recording, broadcasting or otherwise now known or herein after developed without the previous express consent by the copyright owner, except for reproduction in daily press and regular printed publications on sale to the public within 60 days of the event related to those data/results and always provided that copyright symbol appears together as follows below.

© DORNA WSBK ORGANIZATION Srl 2020



Official Tyre Supplier



Official Timekeeper