



Magny-Cours 4.411 m

1 / 2

Pirelli French Round, 2 - 4 October 2020
Results Free Practice 2nd Session

No.	Rider	Nat	Team	Bike	Class	Time	Gap	Rel.	Laps	Speed	
										Avg	Max
1	31 G. GERLOFF	USA	GRT Yamaha WorldSBK Junior Team	Yamaha YZF R1	IND	1'48.830			19	145,912	275,7
2	1 J. REA	GBR	Kawasaki Racing Team WorldSBK	Kawasaki ZX-10RR		1'48.845	0.015	0.015	17	145,892	272,3
3	21 M. RINALDI	ITA	Team GOELEVELN	Ducati Panigale V4 R	IND	1'48.914	0.084	0.069	16	145,799	264,9
4	76 L. BAZ	FRA	Ten Kate Racing Yamaha	Yamaha YZF R1	IND	1'49.412	0.582	0.498	18	145,136	266,2
5	22 A. LOWES	GBR	Kawasaki Racing Team WorldSBK	Kawasaki ZX-10RR		1'49.552	0.722	0.140	17	144,950	275,7
6	66 T. SYKES	GBR	BMW Motorrad WorldSBK Team	BMW S1000 RR		1'49.717	0.887	0.165	13	144,732	268,9
7	45 S. REDDING	GBR	ARUBA.IT Racing - Ducati	Ducati Panigale V4 R		1'49.899	1.069	0.182	17	144,493	273,6
8	91 L. HASLAM	GBR	Team HRC	Honda CBR1000RR-R		1'49.956	1.126	0.057	17	144,418	272,3
9	50 E. LAVERTY	IRL	BMW Motorrad WorldSBK Team	BMW S1000 RR		1'50.022	1.192	0.066	18	144,331	265,6
10	60 M. VAN DER MARK	NED	PATA YAMAHA WorldSBK Official Team	Yamaha YZF R1		1'50.467	1.637	0.445	19	143,750	272,9
11	7 C. DAVIES	GBR	ARUBA.IT Racing - Ducati	Ducati Panigale V4 R		1'50.643	1.813	0.176	19	143,521	259,2
12	54 T. RAZGATLIOGLU	TUR	PATA YAMAHA WorldSBK Official Team	Yamaha YZF R1		1'50.926	2.096	0.283	20	143,155	267,6
13	12 X. FORES	ESP	Kawasaki Puccetti Racing	Kawasaki ZX-10RR	IND	1'50.959	2.129	0.033	15	143,112	264,3
14	36 L. MERCADO	ARG	Motocorsa Racing	Ducati Panigale V4 R	IND	1'51.187	2.357	0.228	22	142,819	264,9
15	53 V. DEBISE	FRA	OUTDO Kawasaki TPR	Kawasaki ZX-10RR	IND	1'52.274	3.444	1.087	21	141,436	259,2
16	64 F. CARICASULO	ITA	GRT Yamaha WorldSBK Junior Team	Yamaha YZF R1	IND	1'52.388	3.558	0.114	20	141,293	256,8
17	20 S. BARRIER	FRA	Brix Performance	Ducati Panigale V4 R	IND	1'52.485	3.655	0.097	19	141,171	268,9
18	19 A. BAUTISTA	ESP	Team HRC	Honda CBR1000RR-R		1'52.730	3.900	0.245	21	140,864	255,6
19	34 X. PINSACH	ESP	ORELAC Racing VERDNATURA	Kawasaki ZX-10RR	IND	1'53.474	4.644	0.744	20	139,940	263,0
20	13 T. TAKAHASHI	JPN	MIE Racing HONDA Team	Honda CBR1000RR-R	IND	1'54.144	5.314	0.670	17	139,119	263,6
----- Out 107% in this Session -----											
21	97 S. CAVALIERI	ITA	Barni Racing Team	Ducati Panigale V4 R	IND	1'57.493	8.663	3.349	16	135,154	234,0

Qualifying Lap Time (107% of 1'48.830): 1'56.449

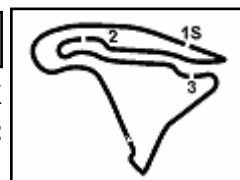
AIR	Humidity:	90%	Temp:	12°C
TRACK	Condition:	Wet	Temp:	15°C

Records	Pole	(SP2)	2018 T.Sykes	1'35.696	165,940	Km/h
	Race	(SPRC)	2019 T.Razgatlioglu	1'37.018	163,680	Km/h
	All Times	(SP2)	2018 T.Sykes	1'35.696	165,940	Km/h

Start 02/10/2020 15:00 End 15:52 The results are provisional until the end of the time limit for protests and appeals and the completion of the technical checks.

These data/results cannot be reproduced, stored and/or transmitted in whole or in part by any manner of electronic, mechanical, photocopying, recording, broadcasting or otherwise now known or herein after developed without the previous express consent by the copyright owner, except for reproduction in daily press and regular printed publications on sale to the public within 60 days of the event related to those data/results and always provided that copyright symbol appears together as follows below.

© DORNA WSBK ORGANIZATION Srl 2020



Pirelli French Round, 2 - 4 October 2020
Results Free Practice 2nd Session

Session Highlights

Local Time	No. Rider	Description
15.00.00		Start
15.00.16		WorldSBK Pit Intervention Time: 45secs
15.03.47	36 L. MERCADO	Current Lap Cancelled - Exceeded Track Limits - Turn 6
15.04.10	45 S. REDDING	Current Lap Cancelled - Exceeded Track Limits - Turn 11
15.09.55	76 L. BAZ	Current Lap Cancelled - Exceeded Track Limits - Turn 11
15.11.18	7 C. DAVIES	Current Lap Cancelled - Exceeded Track Limits - Turn 6
15.12.13	60 M. VAN DER MARK	Current Lap Cancelled - Exceeded Track Limits - Turn 11
15.14.02	36 L. MERCADO	Current Lap Cancelled - Exceeded Track Limits - Turn 11
15.30.48	36 L. MERCADO	Current Lap Cancelled - Exceeded Track Limits - Turn 6
15.38.27	22 A. LOWES	Current Lap Cancelled - Exceeded Track Limits - Turn 6
15.38.49	91 L. HASLAM	On the Gravel - Re-Joined - Turn 1
15.41.20	7 C. DAVIES	Current Lap Cancelled - Exceeded Track Limits - Turn 11
15.42.30	19 A. BAUTISTA	Current Lap Cancelled - Exceeded Track Limits - Turn 6
15.44.39	66 T. SYKES	Crashed - Turn 5
15.45.08	91 L. HASLAM	Current Lap Cancelled - Exceeded Track Limits - Turn 6
15.46.23	1 J. REA	On the Gravel - Re-Joined - Turn 7
15.47.02	45 S. REDDING	Crashed - Turn 15
15.47.10	45 S. REDDING	Re-joined
15.49.04	76 L. BAZ	On Asphalt - Re-Joined - Turn 15
15.49.58	76 L. BAZ	Current Lap Cancelled - Exceeded Track Limits - Turn 6
15.52.15		End Of Session

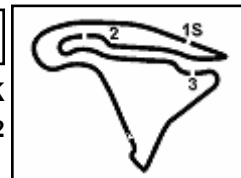
Fastest Laps Sequence

No.	Rider	Nat	Team	Bike	Local Time	Time	Gap	Avg
91	L. HASLAM	GBR	Team HRC	Honda CBR1000RR-R	15:04'16.431	2'00.412		131,877
76	L. BAZ	FRA	Ten Kate Racing Yamaha	Yamaha YZF R1	15:04'40.023	1'58.969	-1.443	133,477
66	T. SYKES	GBR	BMW Motorrad WorldSBK Team	BMW S1000 RR	15:05'08.733	1'58.828	-0.141	133,635
31	G. GERLOFF	USA	GRT Yamaha WorldSBK Junior Team	Yamaha YZF R1	15:05'31.144	1'58.142	-0.686	134,411
91	L. HASLAM	GBR	Team HRC	Honda CBR1000RR-R	15:06'12.801	1'56.370	-1.772	136,458
76	L. BAZ	FRA	Ten Kate Racing Yamaha	Yamaha YZF R1	15:06'35.942	1'55.919	-0.451	136,989
76	L. BAZ	FRA	Ten Kate Racing Yamaha	Yamaha YZF R1	15:08'30.593	1'54.651	-1.268	138,504
1	J. REA	GBR	Kawasaki Racing Team WorldSBK	Kawasaki ZX-10RR	15:10'47.867	1'53.140	-1.511	140,354
1	J. REA	GBR	Kawasaki Racing Team WorldSBK	Kawasaki ZX-10RR	15:12'40.135	1'52.268	-0.872	141,444
1	J. REA	GBR	Kawasaki Racing Team WorldSBK	Kawasaki ZX-10RR	15:14'32.229	1'52.094	-0.174	141,663
1	J. REA	GBR	Kawasaki Racing Team WorldSBK	Kawasaki ZX-10RR	15:18'15.969	1'51.237	-0.857	142,755
21	M. RINALDI	ITA	Team GOELEVELN	Ducati Panigale V4 R	15:28'18.073	1'51.187	-0.050	142,819
21	M. RINALDI	ITA	Team GOELEVELN	Ducati Panigale V4 R	15:30'08.897	1'50.824	-0.363	143,287
31	G. GERLOFF	USA	GRT Yamaha WorldSBK Junior Team	Yamaha YZF R1	15:33'21.867	1'50.489	-0.335	143,721
1	J. REA	GBR	Kawasaki Racing Team WorldSBK	Kawasaki ZX-10RR	15:34'07.424	1'50.381	-0.108	143,862
31	G. GERLOFF	USA	GRT Yamaha WorldSBK Junior Team	Yamaha YZF R1	15:35'11.989	1'50.122	-0.259	144,200
1	J. REA	GBR	Kawasaki Racing Team WorldSBK	Kawasaki ZX-10RR	15:37'46.972	1'49.217	-0.905	145,395
1	J. REA	GBR	Kawasaki Racing Team WorldSBK	Kawasaki ZX-10RR	15:41'26.042	1'48.991	-0.226	145,696
1	J. REA	GBR	Kawasaki Racing Team WorldSBK	Kawasaki ZX-10RR	15:48'58.337	1'48.845	-0.146	145,892
31	G. GERLOFF	USA	GRT Yamaha WorldSBK Junior Team	Yamaha YZF R1	15:51'15.580	1'48.830	-0.015	145,912

Start 15:00 End 15:52 The results are provisional until the end of the time limit for protests and appeals and the completion of the technical checks.

These data/results cannot be reproduced, stored and/or transmitted in whole or in part by any manner of electronic, mechanical, photocopying, recording, broadcasting or otherwise now known or herein after developed without the previous express consent by the copyright owner, except for reproduction in daily press and regular printed publications on sale to the public within 60 days of the event related to those data/results and always provided that copyright symbol appears together as follows below.

© DORNA WSBK ORGANIZATION Srl 2020



Magny-Cours 4.411 m

Pirelli French Round, 2 - 4 October 2020

Free Practices Combined Results after FP2

No.	Rider	Nat	Team	Bike	Class	FP1	FP2	FP3	Time	Gap	Rel.	Avg	LL
1	31 G. GERLOFF	USA	GRT Yamaha WorldSBK Junior Team	Yamaha YZF R1	IND	1'52.733	1'48.830		1'48.830			145,912	36
2	1 J. REA	GBR	Kawasaki Racing Team WorldSBK	Kawasaki ZX-10RR		1'49.356	1'48.845		1'48.845	0.015	0.015	145,892	29
3	21 M. RINALDI	ITA	Team GOELEVEN	Ducati Panigale V4 R	IND	1'52.338	1'48.914		1'48.914	0.084	0.069	145,799	36
4	76 L. BAZ	FRA	Ten Kate Racing Yamaha	Yamaha YZF R1	IND	1'50.707	1'49.412		1'49.412	0.582	0.498	145,136	33
5	22 A. LOWES	GBR	Kawasaki Racing Team WorldSBK	Kawasaki ZX-10RR		1'52.114	1'49.552		1'49.552	0.722	0.140	144,950	34
6	66 T. SYKES	GBR	BMW Motorrad WorldSBK Team	BMW S1000 RR		1'50.995	1'49.717		1'49.717	0.887	0.165	144,732	27
7	45 S. REDDING	GBR	ARUBA.IT Racing - Ducati	Ducati Panigale V4 R		1'52.177	1'49.899		1'49.899	1.069	0.182	144,493	37
8	91 L. HASLAM	GBR	Team HRC	Honda CBR1000RR-R		1'52.640	1'49.956		1'49.956	1.126	0.057	144,418	31
9	50 E. LAVERTY	IRL	BMW Motorrad WorldSBK Team	BMW S1000 RR		1'53.251	1'50.022		1'50.022	1.192	0.066	144,331	25
10	60 M. VAN DER MARK	NED	PATA YAMAHA WorldSBK Official Team	Yamaha YZF R1		1'52.603	1'50.467		1'50.467	1.637	0.445	143,750	33
11	7 C. DAVIES	GBR	ARUBA.IT Racing - Ducati	Ducati Panigale V4 R		1'54.764	1'50.643		1'50.643	1.813	0.176	143,521	36
12	54 T. RAZGATLIOGLU	TUR	PATA YAMAHA WorldSBK Official Team	Yamaha YZF R1		1'51.320	1'50.926		1'50.926	2.096	0.283	143,155	34
13	12 X. FORES	ESP	Kawasaki Puccetti Racing	Kawasaki ZX-10RR	IND	1'51.569	1'50.959		1'50.959	2.129	0.033	143,112	34
14	36 L. MERCADO	ARG	Motocorsa Racing	Ducati Panigale V4 R	IND	1'53.799	1'51.187		1'51.187	2.357	0.228	142,819	38
15	53 V. DEBISE	FRA	OUTDO Kawasaki TPR	Kawasaki ZX-10RR	IND	1'55.341	1'52.274		1'52.274	3.444	1.087	141,436	41
16	64 F. CARICASULO	ITA	GRT Yamaha WorldSBK Junior Team	Yamaha YZF R1	IND	1'53.675	1'52.388		1'52.388	3.558	0.114	141,293	34
17	20 S. BARRIER	FRA	Brixx Performance	Ducati Panigale V4 R	IND	1'53.815	1'52.485		1'52.485	3.655	0.097	141,171	35
18	19 A. BAUTISTA	ESP	Team HRC	Honda CBR1000RR-R		1'56.871	1'52.730		1'52.730	3.900	0.245	140,864	37
19	34 X. PINSACH	ESP	ORELAC Racing VERDNATURA	Kawasaki ZX-10RR	IND	1'55.440	1'53.474		1'53.474	4.644	0.744	139,940	36
20	13 T. TAKAHASHI	JPN	MIE Racing HONDA Team	Honda CBR1000RR-R	IND	1'57.525	1'54.144		1'54.144	5.314	0.670	139,119	29
21	97 S. CAVALIERI	ITA	Barni Racing Team	Ducati Panigale V4 R	IND	2'00.620	1'57.493		1'57.493	8.663	3.349	135,154	24

02/10/2020

These data/results cannot be reproduced, stored and/or transmitted in whole or in part by any manner of electronic, mechanical, photocopying, recording, broadcasting or otherwise now known or herein after developed without the previous express consent by the copyright owner, except for reproduction in daily press and regular printed publications on sale to the public within 60 days of the event related to those data/results and always provided that copyright symbol appears together as follows below.

© DORNA WSBK ORGANIZATION Srl 2020

FIKR PERUGIA TIMING



Official Tyre Supplier



Official Timekeeper

Pirelli French Round, 2 - 4 October 2020

Best Sectors & Speed Free Practice 2nd Session

Magny-Cours 4.411 m

BEST LAP		
1	31 G. GERLOFF	Yamaha YZF R1 1'48.830
2	1 J. REA	Kawasaki ZX-10RR 1'48.845
3	21 M. RINALDI	Ducati Panigale V4 R 1'48.914
4	76 L. BAZ	Yamaha YZF R1 1'49.412
5	22 A. LOWES	Kawasaki ZX-10RR 1'49.552
6	66 T. SYKES	BMW S1000 RR 1'49.717
7	45 S. REDDING	Ducati Panigale V4 R 1'49.899
8	91 L. HASLAM	Honda CBR1000RR-R 1'49.956
9	50 E. LAVERTY	BMW S1000 RR 1'50.022
10	60 M. VAN DER MARK	Yamaha YZF R1 1'50.467
11	7 C. DAVIES	Ducati Panigale V4 R 1'50.643
12	54 T. RAZGATLIOGLU	Yamaha YZF R1 1'50.926
13	12 X. FORES	Kawasaki ZX-10RR 1'50.959
14	36 L. MERCADO	Ducati Panigale V4 R 1'51.187
15	53 V. DEBISE	Kawasaki ZX-10RR 1'52.274
16	64 F. CARICASULO	Yamaha YZF R1 1'52.388
17	20 S. BARRIER	Ducati Panigale V4 R 1'52.485
18	19 A. BAUTISTA	Honda CBR1000RR-R 1'52.730
19	34 X. PINSACH	Kawasaki ZX-10RR 1'53.474
20	13 T. TAKAHASHI	Honda CBR1000RR-R 1'54.144
21	97 S. CAVALIERI	Ducati Panigale V4 R 1'57.493

SPEED		
1	31 G. GERLOFF	Yamaha YZF R1 275,7
2	22 A. LOWES	Kawasaki ZX-10RR 275,7
3	45 S. REDDING	Ducati Panigale V4 R 273,6
4	60 M. VAN DER MARK	Yamaha YZF R1 272,9
5	1 J. REA	Kawasaki ZX-10RR 272,3
6	91 L. HASLAM	Honda CBR1000RR-R 272,3
7	20 S. BARRIER	Ducati Panigale V4 R 268,9
8	66 T. SYKES	BMW S1000 RR 268,9
9	54 T. RAZGATLIOGLU	Yamaha YZF R1 267,6
10	76 L. BAZ	Yamaha YZF R1 266,2
11	50 E. LAVERTY	BMW S1000 RR 265,6
12	21 M. RINALDI	Ducati Panigale V4 R 264,9
13	36 L. MERCADO	Ducati Panigale V4 R 264,9
14	12 X. FORES	Kawasaki ZX-10RR 264,3
15	13 T. TAKAHASHI	Honda CBR1000RR-R 263,6
16	34 X. PINSACH	Kawasaki ZX-10RR 263,0
17	53 V. DEBISE	Kawasaki ZX-10RR 259,2
18	7 C. DAVIES	Ducati Panigale V4 R 259,2
19	64 F. CARICASULO	Yamaha YZF R1 256,8
20	19 A. BAUTISTA	Honda CBR1000RR-R 255,6
21	97 S. CAVALIERI	Ducati Panigale V4 R 234,0

SEG. 1		
1	21 M. RINALDI	32.566
2	1 J. REA	32.594
3	60 M. VAN DER MARK	32.669
4	31 G. GERLOFF	32.706
5	50 E. LAVERTY	32.714
6	76 L. BAZ	32.815
7	91 L. HASLAM	32.831
8	54 T. RAZGATLIOGLU	32.897
9	22 A. LOWES	32.910
10	66 T. SYKES	32.965
11	45 S. REDDING	32.991
12	7 C. DAVIES	33.028
13	12 X. FORES	33.236
14	64 F. CARICASULO	33.296
15	36 L. MERCADO	33.316
16	53 V. DEBISE	33.323
17	19 A. BAUTISTA	33.365
18	20 S. BARRIER	33.619
19	13 T. TAKAHASHI	33.667
20	34 X. PINSACH	33.756
21	97 S. CAVALIERI	35.226

SEG. 2		
1	31 G. GERLOFF	23.630
2	21 M. RINALDI	23.746
3	45 S. REDDING	23.774
4	76 L. BAZ	23.820
5	22 A. LOWES	23.826
6	1 J. REA	23.847
7	66 T. SYKES	23.937
8	12 X. FORES	24.002
9	91 L. HASLAM	24.085
10	50 E. LAVERTY	24.114
11	54 T. RAZGATLIOGLU	24.147
12	36 L. MERCADO	24.203
13	7 C. DAVIES	24.263
14	20 S. BARRIER	24.381
15	60 M. VAN DER MARK	24.398
16	64 F. CARICASULO	24.516
17	53 V. DEBISE	24.594
18	34 X. PINSACH	24.682
19	19 A. BAUTISTA	24.885
20	13 T. TAKAHASHI	24.925
21	97 S. CAVALIERI	25.855

SEG. 3		
1	31 G. GERLOFF	24.792
2	1 J. REA	24.866
3	21 M. RINALDI	24.929
4	66 T. SYKES	25.030
5	76 L. BAZ	25.033
6	22 A. LOWES	25.034
7	91 L. HASLAM	25.108
8	50 E. LAVERTY	25.173
9	45 S. REDDING	25.198
10	7 C. DAVIES	25.313
11	60 M. VAN DER MARK	25.349
12	36 L. MERCADO	25.373
13	54 T. RAZGATLIOGLU	25.536
14	12 X. FORES	25.561
15	20 S. BARRIER	25.614
16	64 F. CARICASULO	25.638
17	53 V. DEBISE	25.638
18	19 A. BAUTISTA	25.993
19	13 T. TAKAHASHI	26.052
20	34 X. PINSACH	26.101
21	97 S. CAVALIERI	26.772

SEG. 4		
1	1 J. REA	27.480
2	31 G. GERLOFF	27.538
3	76 L. BAZ	27.664
4	21 M. RINALDI	27.673
5	66 T. SYKES	27.772
6	22 A. LOWES	27.782
7	45 S. REDDING	27.788
8	91 L. HASLAM	27.903
9	60 M. VAN DER MARK	27.927
10	12 X. FORES	27.996
11	50 E. LAVERTY	28.008
12	54 T. RAZGATLIOGLU	28.035
13	7 C. DAVIES	28.039
14	36 L. MERCADO	28.161
15	53 V. DEBISE	28.475
16	19 A. BAUTISTA	28.478
17	20 S. BARRIER	28.517
18	64 F. CARICASULO	28.693
19	34 X. PINSACH	28.935
20	13 T. TAKAHASHI	29.345
21	97 S. CAVALIERI	29.575

02/10/2020

These data/results cannot be reproduced, stored and/or transmitted in whole or in part by any manner of electronic, mechanical, photocopying, recording, broadcasting or otherwise now known or herein after developed without the previous express consent by the copyright owner, except for reproduction in daily press and regular printed publications on sale to the public within 60 days of the event related to those data/results and always provided that copyright symbol appears together as follows below.

© DORNA WSBK ORGANIZATION Srl 2020

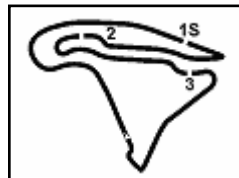
FICR PERUGIA TIMING



Official Tyre Supplier



Official Timekeeper



Magny-Cours 4.411 m

Pirelli French Round, 2 - 4 October 2020

Ideal Times Free Practice 2nd Session

No.	Rider	Nat	Bike	Seg. 1	Seg. 2	Seg. 3	Seg. 4	Ideal Time		
				Diff. 1	Diff. 2	Diff. 3	Diff. 4	Best Lap	Pos.	Diff.
1	31 G. GERLOFF	USA	Yamaha YZF R1	32.706 +0.164	23.630	24.792	27.538	1'48.666 1'48.830	1	0.164
2	1 J. REA	GBR	Kawasaki ZX-10RR	32.594	23.847 +0.027	24.866	27.480 +0.031	1'48.787 1'48.845	2	0.058
3	21 M. RINALDI	ITA	Ducati Panigale V4 R	32.566	23.746	24.929	27.673	1'48.914 1'48.914	3	
4	76 L. BAZ	FRA	Yamaha YZF R1	32.815 +0.080	23.820	25.033	27.664	1'49.332 1'49.412	4	0.080
5	22 A. LOWES	GBR	Kawasaki ZX-10RR	32.910	23.826	25.034	27.782	1'49.552 1'49.552	5	
6	66 T. SYKES	GBR	BMW S1000 RR	32.965 +0.013	23.937	25.030	27.772	1'49.704 1'49.717	6	0.013
7	45 S. REDDING	GBR	Ducati Panigale V4 R	32.991 +0.106	23.774	25.198 +0.042	27.788	1'49.751 1'49.899	7	0.148
8	91 L. HASLAM	GBR	Honda CBR1000RR-R	32.831 +0.029	24.085	25.108	27.903	1'49.927 1'49.956	8	0.029
9	50 E. LAVERTY	IRL	BMW S1000 RR	32.714	24.114 +0.013	25.173	28.008	1'50.009 1'50.022	9	0.013
10	60 M. VAN DER MARK	NED	Yamaha YZF R1	32.669	24.398	25.349 +0.076	27.927 +0.048	1'50.343 1'50.467	10	0.124
11	54 T. RAZGATLIOGLU	TUR	Yamaha YZF R1	32.897 +0.154	24.147	25.536 +0.109	28.035 +0.048	1'50.615 1'50.926	12	0.311
12	7 C. DAVIES	GBR	Ducati Panigale V4 R	33.028	24.263	25.313	28.039	1'50.643 1'50.643	11	
13	12 X. FORES	ESP	Kawasaki ZX-10RR	33.236	24.002	25.561 +0.014	27.996 +0.150	1'50.795 1'50.959	13	0.164
14	36 L. MERCADO	ARG	Ducati Panigale V4 R	33.316 +0.134	24.203	25.373	28.161	1'51.053 1'51.187	14	0.134
15	53 V. DEBISE	FRA	Kawasaki ZX-10RR	33.323	24.594	25.638	28.475 +0.244	1'52.030 1'52.274	15	0.244
16	20 S. BARRIER	FRA	Ducati Panigale V4 R	33.619 +0.119	24.381	25.614	28.517 +0.235	1'52.131 1'52.485	17	0.354
17	64 F. CARICASULO	ITA	Yamaha YZF R1	33.296 +0.231	24.516	25.638 +0.014	28.693	1'52.143 1'52.388	16	0.245
18	19 A. BAUTISTA	ESP	Honda CBR1000RR-R	33.365	24.885 +0.002	25.993 +0.007	28.478	1'52.721 1'52.730	18	0.009
19	34 X. PINSACH	ESP	Kawasaki ZX-10RR	33.756	24.682	26.101	28.935	1'53.474 1'53.474	19	
20	13 T. TAKAHASHI	JPN	Honda CBR1000RR-R	33.667	24.925	26.052 +0.155	29.345	1'53.989 1'54.144	20	0.155
21	97 S. CAVALIERI	ITA	Ducati Panigale V4 R	35.226	25.855 +0.065	26.772	29.575	1'57.428 1'57.493	21	0.065
Overall Ideal Time				32.566	23.630	24.792	27.480	1'48.468		

02/10/2020

These data/results cannot be reproduced, stored and/or transmitted in whole or in part by any manner of electronic, mechanical, photocopying, recording, broadcasting or otherwise now known or herein after developed without the previous express consent by the copyright owner, except for reproduction in daily press and regular printed publications on sale to the public within 60 days of the event related to those data/results and always provided that copyright symbol appears together as follows below.

© DORNA WSBK ORGANIZATION Srl 2020

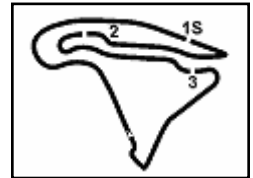
FICR PERUGIA TIMING



Official Tyre Supplier



Official Timekeeper



Pirelli French Round, 2 - 4 October 2020 Chronological Analysis Free Practice 2nd Session

1° 31 G. GERLOFF (1'48.830)								4° 76 L. BAZ (1'49.412)							
Lap	Seg.1	Seg.2	Seg.3	Seg.4	Lap Time	km/h	Local Time	Lap	Seg.1	Seg.2	Seg.3	Seg.4	Lap Time	km/h	Local Time
1		27.065	28.689	30.719	220,7	15:03'33.002		1		27.348	28.794	30.491	212,9	15:02'41.054	
2	35.329	25.632	27.469	29.712	1'58.142	244,1	15:05'31.144	2	35.695	26.257	27.425	29.592	1'58.969	227,2	15:04'40.023
3	35.092	25.421	26.952	29.417	1'56.882	255,0	15:07'28.026	3	34.573	25.528	26.924	28.894	1'55.919	250,3	15:06'35.942
4	34.537	25.420	26.916	29.273	1'56.146	264,3	15:09'24.172	4	34.204	24.746	26.559	29.142	1'54.651	259,2	15:08'30.593
5	34.556	25.282	27.034	29.161	1'56.033	259,2	15:11'20.205	5	35.184	25.479	26.781	33.276	2'00.720CP	247,4	15:10'31.313
6	35.169	25.614	27.354	31.753	1'59.890P	240,8	15:13'20.095	6	9'17.928	26.544	27.292	29.282	1'041.046P	232,0	15:28'12.359
7	7'21.863	26.226	27.721	29.509	8'45.319P	242,4	15:22'05.414	7	34.526	25.010	26.320	28.537	1'54.393	253,2	15:23'06.752
8	34.456	25.166	26.361	29.019	1'55.002	243,5	15:24'00.416	8	34.111	24.620	26.025	28.347	1'53.103	256,8	15:24'59.855
9	34.459	24.752	26.241	28.690	1'54.142	261,7	15:25'54.558	9	33.778	24.426	25.739	28.184	1'52.127	259,9	15:26'51.982
10	33.872	24.624	26.041	28.437	1'52.974	262,4	15:27'47.532	10	34.089	25.218	26.721	32.530	1'58.558P	250,8	15:28'50.540
11	33.605	24.502	25.992	28.325	1'52.424	266,9	15:29'39.956	11	5'51.558	25.185	25.956	28.163	7'10.862P	247,4	15:36'01.402
12	33.458	24.099	25.780	28.085	1'51.422	271,6	15:31'31.378	12	33.387	24.518	25.553	28.132	1'51.590	259,2	15:37'52.992
13	33.146	23.984	25.482	27.877	1'50.489	268,9	15:33'21.867	13	33.307	24.875	25.525	28.126	1'51.833	260,5	15:39'44.825
14	33.230	23.830	25.376	27.686	1'50.122	274,3	15:35'11.989	14	33.153	24.230	25.286	27.799	1'50.468	262,4	15:41'35.293
15	33.074	23.931	25.617	27.915	1'50.537	272,3	15:37'02.526	15	32.926	24.482	25.538	27.914	1'50.860	251,4	15:43'26.153
16	33.220	23.829	25.551	28.001	1'50.601	272,9	15:38'53.127	16	32.895	23.820	25.033	27.664	1'49.412	266,2	15:45'15.565
17	33.668	24.174	25.624	30.457	1'53.923P	264,9	15:40'47.050	17	32.815	23.901	25.185	27.754	1'49.655	264,9	15:47'05.220
18	5'29.410	25.784	25.704	28.536	6'49.434P	268,2	15:47'36.484	18	32.836	24.024	25.185	36.234	1'58.279	266,2	15:49'03.499
19	32.706	24.686	25.179	27.695	1'50.266	275,7	15:49'26.750	19	33.272	24.279	26.928	28.396	1'52.875C	266,2	15:50'56.374
20	32.870	23.630	24.792	27.538	1'48.830	272,9	15:51'15.580								

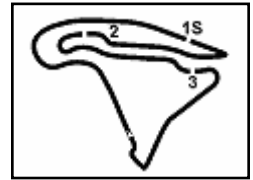
2° 1 J. REA (1'48.845)								5° 22 A. LOWES (1'49.552)							
Lap	Seg.1	Seg.2	Seg.3	Seg.4	Lap Time	km/h	Local Time	Lap	Seg.1	Seg.2	Seg.3	Seg.4	Lap Time	km/h	Local Time
1		26.689	27.022	28.987	218,5	15:08'54.727		1		27.765	28.326	30.577	210,0	15:03'35.215	
2	33.773	24.771	25.912	28.684	1'53.140	253,8	15:10'47.867	2	35.317	26.192	27.080	29.739	1'58.328	225,3	15:05'33.543
3	33.365	24.648	25.760	28.495	1'52.268	255,0	15:12'40.135	3	34.582	25.289	26.932	29.457	1'56.260	248,0	15:07'29.803
4	33.297	24.685	25.670	28.442	1'52.094	255,0	15:14'32.229	4	34.033	25.006	26.473	29.245	1'54.757	256,8	15:09'24.560
5	33.610	24.671	25.942	28.280	1'52.503	256,8	15:16'24.732	5	35.799	25.419	27.175	29.606	1'57.999	240,3	15:11'22.559
6	33.204	24.457	25.452	28.124	1'51.237	261,7	15:18'15.969	6	33.814	24.793	26.131	28.744	1'53.482	253,2	15:13'16.041
7	34.662	25.650	27.803	31.980	2'00.095P	239,2	15:20'16.064	7	33.750	24.572	26.105	28.700	1'53.127	267,6	15:15'09.168
8	10'41.169	25.289	25.962	28.559	12'00.979P	250,8	15:32'17.043	8	35.395	26.430	28.306	34.977	2'05.108P	250,3	15:17'14.276
9	33.022	24.207	25.243	27.909	1'50.381	258,0	15:34'07.424	9	11'27.397	25.994	26.985	29.432	12'49.808P	230,6	15:30'04.084
10	32.834	24.326	25.312	27.859	1'50.331	266,9	15:35'57.755	10	33.487	24.485	26.237	29.340	1'53.549	264,9	15:31'57.633
11	32.691	23.893	24.986	27.647	1'49.217	272,3	15:37'46.972	11	33.653	24.675	25.900	28.724	1'52.952	270,2	15:33'50.585
12	32.628	24.339	25.263	27.849	1'50.079	262,4	15:39'37.051	12	33.369	24.283	25.667	28.503	1'51.822	269,6	15:35'42.407
13	32.751	23.847	24.913	27.480	1'48.991	268,9	15:41'26.042	13	33.182	24.219	25.452	28.235	1'51.088	269,6	15:37'33.495
14	33.222	24.440	25.045	27.812	1'50.519	258,6	15:43'16.561	14	32.959	25.342	27.576	28.744	1'54.621C	274,3	15:39'28.116
15	33.146	23.934	24.878	27.518	1'49.476	267,6	15:45'06.037	15	32.982	23.996	25.350	28.229	1'50.557	275,7	15:41'18.673
16	32.610			28.199	2'03.455	268,2	15:47'09.492	16	32.940	25.420	26.954	32.079	1'57.393P	270,9	15:43'16.066
17	32.594	23.874	24.866	27.511	1'48.845	270,2	15:48'58.337	17	4'26.401	24.992	25.724	28.612	5'45.729P	255,0	15:49'01.795
18	32.965	24.347	27.280	32.345	1'56.937P	267,6	15:50'55.274	18	32.910	23.826	25.034	27.782	1'49.552	269,6	15:50'51.347

3° 21 M. RINALDI (1'48.914)								6° 66 T. SYKES (1'49.717)							
Lap	Seg.1	Seg.2	Seg.3	Seg.4	Lap Time	km/h	Local Time	Lap	Seg.1	Seg.2	Seg.3	Seg.4	Lap Time	km/h	Local Time
1		28.778	29.834	31.779	201,0	15:03'17.196		1		28.652	28.589	31.129	190,1	15:03'09.905	
2	36.131	27.117	28.275	32.214	2'03.737P	223,4	15:05'20.933	2	35.407	26.264	27.173	29.984	1'58.828	227,2	15:05'08.733
3	10'05.944	27.091	27.742	30.169	11'30.946P	226,2	15:16'51.879	3	34.653	25.790	27.935	31.784	2'00.162P	222,5	15:07'08.895
4	34.793	26.115	27.109	29.574	1'57.591	237,1	15:18'49.470	4	5'14.505	26.936	27.472	30.071	6'38.984P	207,6	15:13'47.879
5	34.671	25.778	26.784	29.372	1'56.605	232,0	15:20'46.075	5	34.198	25.108	26.445	28.877	1'54.628	254,4	15:15'42.507
6	33.833	25.297	26.165	28.865	1'54.160	244,6	15:22'40.235	6	33.926	24.772	25.977	28.617	1'53.292	258,0	15:17'35.799
7	33.749	25.315	26.102	28.675	1'53.841	237,6	15:24'34.076	7	33.579	24.695	25.697	28.465	1'52.436	252,6	15:19'28.235
8	33.389	24.949	25.749	28.723	1'52.810	246,8	15:26'26.886	8	33.939	25.276	26.553	28.921	1'54.689	246,8	15:21'22.924
9	33.196	24.518	25.373	28.100	1'51.187	246,3	15:28'18.073	9	33.610	24.331	25.525	28.093	1'51.559	260,5	15:23'14.483
10	32.821	24.474	25.402	28.127	1'50.824	255,0	15:30'08.897	10	34.603	27.830	27.815	29.330	1'59.578	236,1	15:25'14.061
11	36.394	26.544	31.275	34.888	2'09.101P	225,8	15:32'17.998	11	33.993	25.921	26.328	30.222	1'56.464P	247,4	15:27'10.525
12	7'19.728	26.949	27.302	30.094	8'44.073P	208,4	15:41'02.071	12	11'18.031	31.642	26.264	35.367	12'51.304P	233,0	15:40'01.829
13	33.635	25.095	25.800	29.134	1'53.664	240,3	15:42'55.735	13	33.341	28.534	25.795	29.742	1'57.412	258,0	15:41'59.241
14	32.861	24.427	25.529	28.178	1'50.995	249,7	15:44'46.730	14	32.978	23.937	25.030	27.772	1'49.717	264,9	15:43'48.958
15	32.841	24.199	25.379	28.066	1'50.485	260,5	15:46'37.215								
16	32.643	24.166	25.099	28.047	1'49.955	261,7	15:48'27.170								
17	32.566	23.746	24.929	27.673	1'48.914	264,9	15:50'16.084								

02/10/2020 P = Pits In/Out - C = Lap Time Cancelled

These data/results cannot be reproduced, stored and/or transmitted in whole or in part by any manner of electronic, mechanical, photocopying, recording, broadcasting or otherwise now known or herein after developed without the previous express consent by the copyright owner, except for reproduction in daily press and regular printed publications on sale to the public within 60 days of the event related to those data/results and always provided that copyright symbol appears together as follows below.

© DORNA WSBK ORGANIZATION Srl 2020



Pirelli French Round, 2 - 4 October 2020 Chronological Analysis Free Practice 2nd Session

Magny-Cours 4.411 m

3 / 4

15	33.207	24.605	25.718	28.298	1'51.828	256,8	15:39'18.508	9	34.399	25.152	26.580	29.435	1'55.566	254,4	15:18'23.508
16	33.304	24.245	25.641	28.254	1'51.444	264,9	15:41'09.952	10	34.374	26.453	26.900	33.671	2'01.398	249,1	15:20'24.906
17	33.000	24.273	26.173	28.483	1'51.929	266,2	15:43'01.881	11	34.781	25.432	26.931	29.409	1'56.553	254,4	15:22'21.459
18	33.051	24.147	25.645	28.083	1'50.926	267,6	15:44'52.807	12	34.160	25.014	26.595	29.092	1'54.861	259,2	15:24'16.320
19	33.044	24.343	25.536	28.035	1'50.958	262,4	15:46'43.765	13	33.934	25.399	26.202	29.125	1'54.660	254,4	15:26'10.980
20	32.897	25.803	27.123	29.811	1'55.634	262,4	15:48'39.399	14	34.116	25.195	26.770	32.375	1'58.456P	251,4	15:28'09.436
21	34.217	25.254	27.077	31.296	1'57.844	254,4	15:50'37.243	15	8'08.667	27.012	27.680	30.568	9'33.927P	254,2	15:37'43.363

13° 12 X. FORES (1'50.959)

Lap	Seg.1	Seg.2	Seg.3	Seg.4	Lap Time	km/h	Local Time
1		27.787	28.777	29.845		208,8	15:08'57.933
2	34.884	25.273	27.160	29.355	1'56.672	248,0	15:10'54.600
3	34.768	25.452	27.102	29.545	1'56.867	240,3	15:12'51.472
4	35.767	25.551	26.753	29.789	1'57.860	236,6	15:14'49.332
5	34.638	25.296	26.578	29.365	1'55.877	243,0	15:16'45.209
6	34.451	24.968	27.041	29.328	1'55.788	243,0	15:18'40.997
7	38.904	31.759	27.648	32.021	2'10.332P	221,6	15:20'51.329
8	13'11.015	25.369	26.940	29.223	14'32.547P	238,7	15:35'23.876
9	34.596	24.997	26.954	28.939	1'55.486	253,2	15:37'19.362
10	34.562	27.699	29.521	29.149	2'00.931	259,9	15:39'20.293
11	35.394	25.717	27.175	33.713	2'01.999P	241,9	15:41'22.292
12	1'32.896	24.824	26.269	28.769	2'52.758P	238,2	15:44'15.050
13	33.845	24.569	25.752	28.344	1'52.510	250,8	15:46'07.560
14	33.419	24.318	25.782	28.238	1'51.757	254,4	15:47'59.317
15	33.428	24.354	25.561	27.996	1'51.339	258,6	15:49'50.656
16	33.236	24.002	25.575	28.146	1'50.959	264,3	15:51'41.615

16° 64 F. CARICASULO (1'52.388)

Lap	Seg.1	Seg.2	Seg.3	Seg.4	Lap Time	km/h	Local Time
1		27.151	28.391	30.593		197,7	15:02'41.417
2	35.870	26.692	27.622	30.316	2'00.500	219,8	15:04'41.917
3	36.083	26.640	27.526	30.145	2'00.394	218,9	15:06'42.311
4	35.286	26.343	27.303	30.867	1'59.799	224,8	15:08'42.110
5	34.988	26.435	27.316	30.095	1'58.834	235,6	15:10'40.944
6	34.949	26.319	27.206	35.719	2'04.193P	235,6	15:12'45.137
7	6'03.885	29.375	29.025	31.044	7'33.329P	215,4	15:20'18.466
8	35.535	26.310	27.701	30.251	1'59.797	219,4	15:22'18.263
9	34.519	25.656	26.652	29.347	1'56.174	221,1	15:24'14.437
10	34.394	25.624	26.639	29.479	1'56.136	236,6	15:26'10.573
11	34.297	26.078	26.235	29.394	1'56.004	235,1	15:28'06.577
12	33.979	25.665	26.246	29.141	1'55.031	236,6	15:30'01.608
13	34.068	25.320	27.164	30.011	1'56.563	236,6	15:31'58.171
14	33.758	24.983	25.985	28.825	1'53.551	241,9	15:33'51.722
15	33.454	24.863	25.751	36.488	2'00.556P	238,2	15:35'52.278
16	4'52.118	26.387	27.053	29.638	6'15.196P	234,5	15:42'07.474
17	34.034	25.445	26.242	29.020	1'54.741	234,0	15:44'02.215
18	33.572	25.049	26.258	28.975	1'53.854	237,6	15:45'56.069
19	33.497	25.033	25.638	28.898	1'53.066	242,4	15:47'49.135
20	33.527	24.516	25.652	28.693	1'52.388	256,8	15:49'41.523
21	33.296	25.228	26.190	29.052	1'53.766	246,8	15:51'35.289

17° 20 S. BARRIER (1'52.485)

Lap	Seg.1	Seg.2	Seg.3	Seg.4	Lap Time	km/h	Local Time
1		28.800	28.952	31.371		206,4	15:04'09.378
2	35.982	26.502	27.542	30.209	2'00.235	236,6	15:06'09.613
3	34.861	25.414	26.899	29.710	1'56.884	249,1	15:08'06.497
4	34.415	25.019	26.568	29.166	1'55.168	257,4	15:10'01.665
5	34.429	25.550	26.689	29.624	1'56.292	250,3	15:11'57.957
6	34.866	25.669	26.761	30.093	1'57.389	257,4	15:13'55.346
7	34.863	25.120	26.706	29.318	1'56.007	254,4	15:15'51.353
8	34.325	25.018	26.363	29.031	1'54.737	258,6	15:17'46.090
9	34.195	24.968	26.197	29.149	1'54.509	256,8	15:19'40.599
10	33.984	24.952	26.030	28.827	1'53.793	265,6	15:21'34.392
11	33.891	24.873	26.034	28.924	1'53.722	259,2	15:23'28.114
12	34.098	24.467	26.015	28.818	1'53.398	265,6	15:25'21.512
13	33.892	24.790	25.971	28.517	1'53.170	256,8	15:27'14.682
14	33.738	24.381	25.614	28.752	1'52.485	268,9	15:29'07.167
15	33.642	24.395	25.834	28.731	1'52.602	263,0	15:30'59.769
16	37.097	24.968	26.273	32.462	2'00.800P	252,6	15:33'00.569
17	10'34.838	24.801	26.403	29.066	11'55.108P	232,0	15:44'55.677
18	34.007	24.698	25.808	29.905	1'54.418	258,6	15:46'50.095
19	33.813	24.896	25.984	28.997	1'53.690	259,2	15:48'43.785
20	33.619	24.494	25.719	28.950	1'52.782	255,0	15:50'36.567

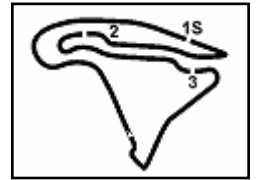
15° 53 V. DEBISE (1'52.274)

Lap	Seg.1	Seg.2	Seg.3	Seg.4	Lap Time	km/h	Local Time
1		29.076	30.787	32.937		206,0	15:02'32.426
2	36.743	26.993	29.062	31.405	2'04.203	232,0	15:04'36.629
3	35.953	26.339	28.563	30.437	2'01.292	239,7	15:06'37.921
4	35.078	26.073	28.277	30.646	2'00.074	250,8	15:08'37.995
5	35.060	25.804	27.771	30.252	1'58.887	249,7	15:10'36.882
6	34.929	25.595	27.417	29.956	1'57.897	248,5	15:12'34.779
7	34.561	25.434	27.203	29.667	1'56.865	249,1	15:14'31.644
8	34.601	25.109	26.920	29.668	1'56.298	249,1	15:16'27.942

02/10/2020 P = Pits In/Out - C = Lap Time Cancelled

These data/results cannot be reproduced, stored and/or transmitted in whole or in part by any manner of electronic, mechanical, photocopying, recording, broadcasting or otherwise now known or herein after developed without the previous express consent by the copyright owner, except for reproduction in daily press and regular printed publications on sale to the public within 60 days of the event related to those data/results and always provided that copyright symbol appears together as follows below.

© DORNA WSBK ORGANIZATION Srl 2020



Magny-Cours 4.411 m

Pirelli French Round, 2 - 4 October 2020 Chronological Analysis Free Practice 2nd Session

4 / 4

18° 19 A. BAUTISTA (1'52.730)							
Lap	Seg.1	Seg.2	Seg.3	Seg.4	Lap Time	km/h	Local Time
1		28.499	29.761	32.276	205,6	15:02'24.897	
2	36.790	27.392	28.432	30.961	2'03.575	227,2	15:04'28.472
3	36.001	26.343	28.043	31.239	2'01.626	245,7	15:06'30.098
4	35.670	26.063	27.619	30.791	2'00.143	236,6	15:08'30.241
5	35.901	26.600	27.610	30.874	2'00.985	223,9	15:10'31.226
6	35.595	26.164	27.497	30.183	1'59.439	246,3	15:12'30.665
7	34.939	25.807	27.224	30.261	1'58.231	248,0	15:14'28.896
8	34.846	25.590	26.988	30.082	1'57.506	254,4	15:16'26.402
9	34.728	25.602	26.696	29.715	1'56.741	246,3	15:18'23.143
10	34.412	25.459	27.006	29.881	1'56.758	248,5	15:20'19.901
11	34.660	25.862	26.908	32.454	1'59.884P	234,0	15:22'19.785
12	8'14.197	26.408	27.453	31.390	9'39.448P	230,6	15:31'59.233
13	34.322	25.541	26.792	29.326	1'55.981	245,2	15:33'55.214
14	34.043	25.211	26.604	29.426	1'55.284	255,6	15:35'50.498
15	33.951	25.430	26.311	28.871	1'54.563	243,5	15:37'45.061
16	33.682	25.167	26.660	29.225	1'54.734	248,5	15:39'39.795
17	33.689	25.021	26.247	28.963	1'53.920	240,3	15:41'33.715
18	33.748	27.724	27.796	29.130	1'58.398C	242,4	15:43'32.113
19	33.432	25.120	26.260	28.696	1'53.508	253,2	15:45'25.621
20	33.397	25.123	26.404	28.793	1'53.717	247,4	15:47'19.338
21	33.399	24.885	25.993	28.724	1'53.001	251,4	15:49'12.339
22	33.365	24.887	26.000	28.478	1'52.730	253,2	15:51'05.069

13	36.205	26.265	27.527	30.047	2'00.044	238,2	15:41'30.791
14	34.425	29.987	27.139	31.151	2'02.702	247,4	15:43'33.493
15	34.352	25.482	26.663	29.802	1'56.299	257,4	15:45'29.792
16	34.144	25.391	27.856	29.572	1'56.963	247,4	15:47'26.755
17	33.667	24.925	26.207	29.345	1'54.144	263,7	15:49'20.899
18	33.764	25.089	26.052	29.416	1'54.321	261,7	15:51'15.220

21° 97 S. CAVALIERI (1'57.493)							
Lap	Seg.1	Seg.2	Seg.3	Seg.4	Lap Time	km/h	Local Time
1		31.656	31.279	36.884	184,9	15:03'36.511	
2	39.029	28.564	28.944	32.553	2'09.090	206,0	15:05'45.601
3	37.324	27.962	28.721	31.784	2'05.791	210,8	15:07'51.392
4	36.876	27.932	28.479	31.670	2'04.957	215,9	15:09'56.349
5	36.780	28.302	28.961	31.425	2'05.468	217,6	15:12'01.817
6	36.568	27.476	28.324	31.226	2'03.594	220,7	15:14'05.411
7	36.279	27.094	27.945	31.201	2'02.519	221,1	15:16'07.930
8	36.093	26.946	27.509	30.546	2'01.094	223,9	15:18'09.024
9	36.424	29.480	33.294	36.046	2'15.244	223,4	15:20'24.268
10	36.652	26.840	28.144	32.350	2'03.986P	216,3	15:22'28.254
11	15'54.100	29.379	29.662	34.210	17'27.351P	199,2	15:39'55.605
12	36.721	26.840	27.639	30.928	2'02.128	225,8	15:41'57.733
13	36.030	26.225	27.330	30.384	1'59.969	229,6	15:43'57.702
14	35.736	26.732	27.515	30.411	2'00.394	226,2	15:45'58.096
15	35.677	26.209	27.147	30.752	1'59.785	224,8	15:47'57.881
16	35.423	25.855	26.830	29.676	1'57.784	227,2	15:49'55.665
17	35.226	25.920	26.772	29.575	1'57.493	234,0	15:51'53.158

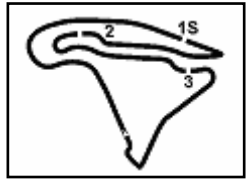
19° 34 X. PINSACH (1'53.474)							
Lap	Seg.1	Seg.2	Seg.3	Seg.4	Lap Time	km/h	Local Time
1		29.995	29.313	32.044	188,8	15:02'26.130	
2	36.520	27.033	28.089	31.316	2'02.958	212,5	15:04'29.088
3	35.848	26.393	27.666	30.391	2'00.298	214,6	15:06'29.386
4	34.852	26.071	27.436	29.870	1'58.229	232,0	15:08'27.615
5	35.832	29.720	28.092	33.506	2'07.150P	209,2	15:10'34.765
6	2'42.663	26.414	28.565	30.784	4'08.426P	221,1	15:14'43.191
7	34.573	25.812	27.254	29.876	1'57.515	244,6	15:16'40.706
8	35.183	25.733	27.143	29.988	1'58.047	243,5	15:18'38.753
9	34.491	25.735	26.876	29.818	1'56.920	248,5	15:20'35.673
10	34.367	25.420	26.909	29.748	1'56.444	250,3	15:22'32.117
11	34.466	25.501	26.721	29.447	1'56.135	249,7	15:24'28.252
12	34.502	27.466	27.457	30.280	1'59.705	242,4	15:26'27.957
13	34.205	25.353	26.425	29.366	1'55.349	247,4	15:28'23.306
14	34.865	26.701	27.339	31.672	2'00.577P	236,6	15:30'23.883
15	7'07.311	26.579	27.631	30.164	8'31.685P	235,6	15:38'55.568
16	34.894	25.507	26.546	29.740	1'56.687	242,4	15:40'52.255
17	34.072	25.140	26.290	29.294	1'54.796	256,2	15:42'47.051
18	33.941	24.806	26.127	29.330	1'54.204	259,9	15:44'41.255
19	33.965	26.466	27.022	30.661	1'58.114	237,1	15:46'39.369
20	33.874	24.907	26.116	29.183	1'54.080	263,0	15:48'33.449
21	33.756	24.682	26.101	28.935	1'53.474	255,6	15:50'26.923

20° 13 T. TAKAHASHI (1'54.144)							
Lap	Seg.1	Seg.2	Seg.3	Seg.4	Lap Time	km/h	Local Time
1		28.934	30.064	31.699	193,8	15:02'51.766	
2	36.103	26.970	28.371	30.414	2'01.858	228,6	15:04'53.624
3	35.022	25.889	27.305	30.104	1'58.320	240,8	15:06'51.944
4	35.022	25.607	27.155	30.071	1'57.855	246,8	15:08'49.799
5	34.654	25.750	27.445	30.283	1'58.132	249,7	15:10'47.931
6	34.695	25.928	27.366	37.694	2'05.683P	243,0	15:12'53.614
7	6'27.571	32.302	29.084	31.244	8'00.201P	201,0	15:20'53.815
8	35.335	26.317	27.356	30.667	1'59.675	241,3	15:22'53.490
9	34.793	26.129	26.925	30.035	1'57.882	246,8	15:24'51.372
10	34.506	25.637	26.770	29.786	1'56.699	255,0	15:26'48.071
11	34.431	25.463	26.669	34.922	2'01.485P	255,0	15:28'49.556
12	9'06.875	31.658	28.469	34.189	10'41.191P	221,6	15:39'30.747

02/10/2020 P = Pits In/Out - C = Lap Time Cancelled

These data/results cannot be reproduced, stored and/or transmitted in whole or in part by any manner of electronic, mechanical, photocopying, recording, broadcasting or otherwise now known or herein after developed without the previous express consent by the copyright owner, except for reproduction in daily press and regular printed publications on sale to the public within 60 days of the event related to those data/results and always provided that copyright symbol appears together as follows below.

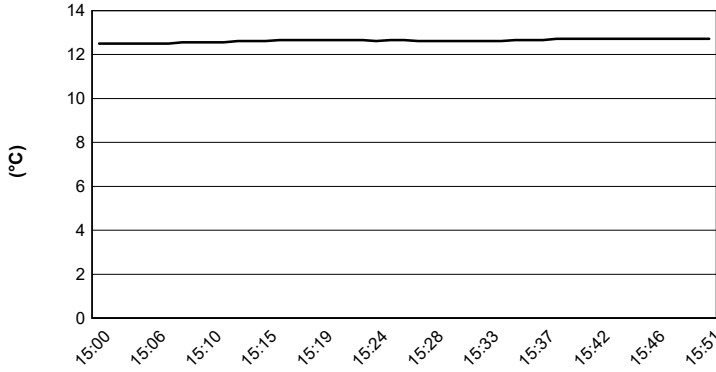
© DORNA WSBK ORGANIZATION Srl 2020



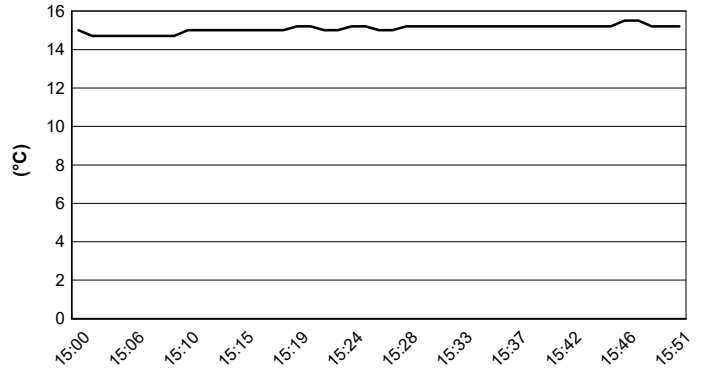
Magny-Cours 4.411 m

Pirelli French Round, 2 - 4 October 2020
Weather Report Free Practice 2nd Session
 Session started 15:00 - Session ended 15:52

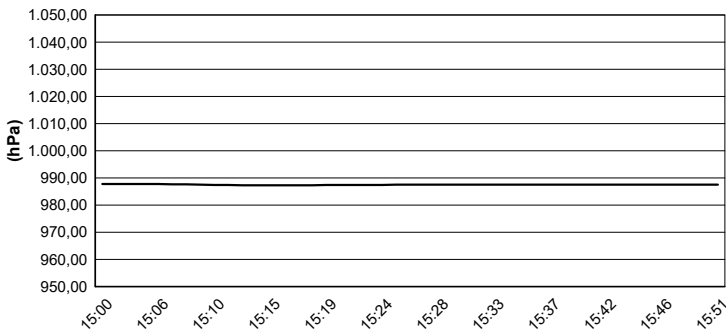
Air Temperature



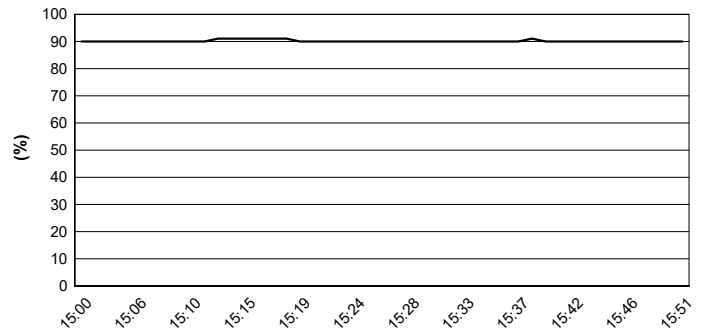
Track Temperature



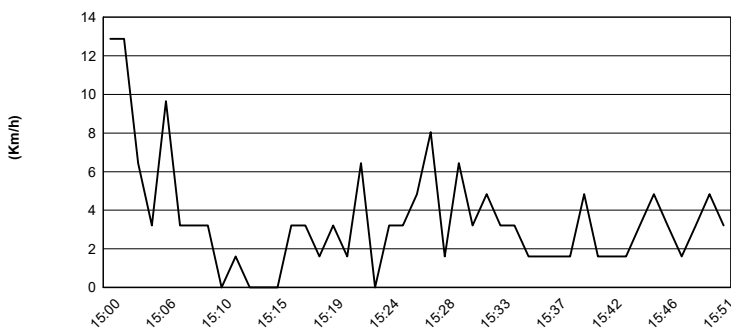
Air Pressure



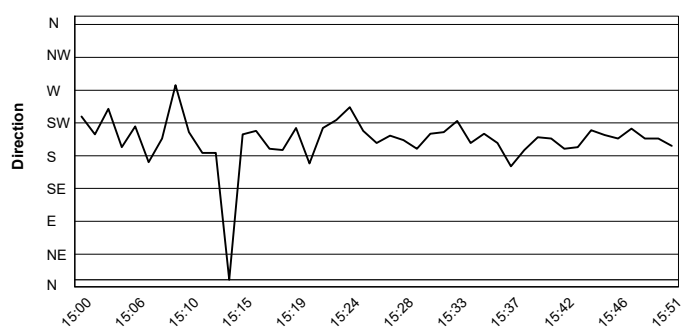
Humidity



Wind Speed



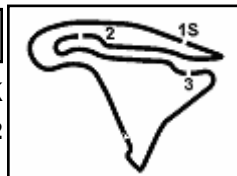
Wind Direction



02/10/2020

These data/results cannot be reproduced, stored and/or transmitted in whole or in part by any manner of electronic, mechanical, photocopying, recording, broadcasting or otherwise now known or herein after developed without the previous express consent by the copyright owner, except for reproduction in daily press and regular printed publications on sale to the public within 60 days of the event related to those data/results and always provided that copyright symbol appears together as follows below.

© DORNA WSBK ORGANIZATION Srl 2020



Magny-Cours 4.411 m

Pirelli French Round, 2 - 4 October 2020 Best Laps & Speeds

No.	Rider Bike	Nat	Best Lap		FP1		FP2								
			LL	SPD	LL	SPD	LL	SPD							
1	31 G. GERLOFF Yamaha YZF R1	USA	1'48.830	36 275,7	1'52.733	17 268,2	1'48.830	19 275,7							
2	1 J. REA Kawasaki ZX-10RR	GBR	1'48.845	29 272,2	1'49.356	12 270,2	1'48.845	17 272,2							
3	21 M. RINALDI Ducati Panigale V4 R	ITA	1'48.914	36 264,9	1'52.338	20 259,8	1'48.914	16 264,9							
4	76 L. BAZ Yamaha YZF R1	FRA	1'49.412	33 266,2	1'50.707	15 260,4	1'49.412	18 266,2							
5	22 A. LOWES Kawasaki ZX-10RR	GBR	1'49.552	34 275,7	1'52.114	17 258,6	1'49.552	17 275,7							
6	66 T. SYKES BMW S1000 RR	GBR	1'49.717	27 268,8	1'50.995	14 266,2	1'49.717	13 268,8							
7	45 S. REDDING Ducati Panigale V4 R	GBR	1'49.899	37 273,6	1'52.177	20 268,8	1'49.899	17 273,6							
8	91 L. HASLAM Honda CBR1000RR-R	GBR	1'49.956	31 272,2	1'52.640	14 262,3	1'49.956	17 272,2							
9	50 E. LAVERTY BMW S1000 RR	IRL	1'50.022	25 265,5	1'53.251	7 263,0	1'50.022	18 265,5							
10	60 M. VAN DER MARK Yamaha YZF R1	NED	1'50.467	33 272,9	1'52.603	14 270,9	1'50.467	19 272,9							
11	7 C. DAVIES Ducati Panigale V4 R	GBR	1'50.643	36 264,9	1'54.764	17 264,9	1'50.643	19 259,2							
12	54 T. RAZGATLIOGLU Yamaha YZF R1	TUR	1'50.926	34 267,5	1'51.320	14 264,9	1'50.926	20 267,5							
13	12 X. FORES Kawasaki ZX-10RR	ESP	1'50.959	34 264,2	1'51.569	19 259,8	1'50.959	15 264,2							
14	36 L. MERCADO Ducati Panigale V4 R	ARG	1'51.187	38 264,9	1'53.799	16 263,0	1'51.187	22 264,9							
15	53 V. DEBISE Kawasaki ZX-10RR	FRA	1'52.274	41 259,2	1'55.341	20 258,0	1'52.274	21 259,2							
16	64 F. CARICASULO Yamaha YZF R1	ITA	1'52.388	34 270,2	1'53.675	14 270,2	1'52.388	20 256,7							
17	20 S. BARRIER Ducati Panigale V4 R	FRA	1'52.485	35 268,8	1'53.815	16 268,8	1'52.485	19 268,8							
18	19 A. BAUTISTA Honda CBR1000RR-R	ESP	1'52.730	37 257,3	1'56.871	16 257,3	1'52.730	21 255,5							
19	34 X. PINSACH Kawasaki ZX-10RR	ESP	1'53.474	36 263,0	1'55.440	16 255,5	1'53.474	20 263,0							
20	13 T. TAKAHASHI Honda CBR1000RR-R	JPN	1'54.144	29 263,6	1'57.525	12 261,1	1'54.144	17 263,6							
21	97 S. CAVALIERI Ducati Panigale V4 R	ITA	1'57.493	24 240,2	2'00.620	8 240,2	1'57.493	16 234,0							

02/10/2020

These data/results cannot be reproduced, stored and/or transmitted in whole or in part by any manner of electronic, mechanical, photocopying, recording, broadcasting or otherwise now known or herein after developed without the previous express consent by the copyright owner, except for reproduction in daily press and regular printed publications on sale to the public within 60 days of the event related to those data/results and always provided that copyright symbol appears together as follows below.

© DORNA WSBK ORGANIZATION Srl 2020

PIRELLI PERUGIA TIMING



Official Tyre Supplier



Official Timekeeper