



Magny-Cours 4.411 m

1 / 2

Pirelli French Round, 2 - 4 October 2020

Results Free Practice 3rd Session

No.	Rider	Nat	Team	Bike	Class	Time	Gap	Rel.	Laps	Speed	
										Avg	Max
1	76 L. BAZ	FRA	Ten Kate Racing Yamaha	Yamaha YZF R1	IND	1'48.707			10	146,077	270,2
2	22 A. LOWES	GBR	Kawasaki Racing Team WorldSBK	Kawasaki ZX-10RR		1'49.127	0.420	0.420	7	145,515	273,6
3	31 G. GERLOFF	USA	GRT Yamaha WorldSBK Junior Team	Yamaha YZF R1	IND	1'49.448	0.741	0.321	7	145,088	268,9
4	91 L. HASLAM	GBR	Team HRC	Honda CBR1000RR-R		1'49.705	0.998	0.257	10	144,748	268,2
5	7 C. DAVIES	GBR	ARUBA.IT Racing - Ducati	Ducati Panigale V4 R		1'50.110	1.403	0.405	9	144,216	268,9
6	12 X. FORES	ESP	Kawasaki Puccetti Racing	Kawasaki ZX-10RR	IND	1'51.421	2.714	1.311	6	142,519	260,5
7	60 M. VAN DER MARK	NED	PATA YAMAHA WorldSBK Official Team	Yamaha YZF R1		1'51.491	2.784	0.070	4	142,429	262,4
8	64 F. CARICASULO	ITA	GRT Yamaha WorldSBK Junior Team	Yamaha YZF R1	IND	1'52.046	3.339	0.555	10	141,724	246,8
9	50 E. LAVERTY	IRL	BMW Motorrad WorldSBK Team	BMW S1000 RR		1'52.541	3.834	0.495	6	141,101	263,0
10	45 S. REDDING	GBR	ARUBA.IT Racing - Ducati	Ducati Panigale V4 R		1'52.591	3.884	0.050	8	141,038	273,6
11	54 T. RAZGATLIOGLU	TUR	PATA YAMAHA WorldSBK Official Team	Yamaha YZF R1		1'52.653	3.946	0.062	7	140,960	263,6
12	53 V. DEBISE	FRA	OUTDO Kawasaki TPR	Kawasaki ZX-10RR	IND	1'53.057	4.350	0.404	10	140,457	263,6
13	21 M. RINALDI	ITA	Team GOELEVEN	Ducati Panigale V4 R	IND	1'53.324	4.617	0.267	7	140,126	257,4
14	36 L. MERCADO	ARG	Motocorsa Racing	Ducati Panigale V4 R	IND	1'53.892	5.185	0.568	7	139,427	253,8
15	34 X. PINSACH	ESP	ORELAC Racing VERDNATURA	Kawasaki ZX-10RR	IND	1'54.644	5.937	0.752	7	138,512	252,0
16	20 S. BARRIER	FRA	Brixx Performance	Ducati Panigale V4 R	IND	1'54.682	5.975	0.038	8	138,466	251,4
17	13 T. TAKAHASHI	JPN	MIE Racing HONDA Team	Honda CBR1000RR-R	IND	1'56.224	7.517	1.542	8	136,629	263,6
----- Out 107% in this Session -----											
18	19 A. BAUTISTA	ESP	Team HRC	Honda CBR1000RR-R		1'56.703	7.996	0.479	6	136,068	259,2
19	97 S. CAVALIERI	ITA	Barni Racing Team	Ducati Panigale V4 R	IND	1'57.198	8.491	0.495	9	135,494	240,8
20	66 T. SYKES	GBR	BMW Motorrad WorldSBK Team	BMW S1000 RR					5		234,0
21	1 J. REA	GBR	Kawasaki Racing Team WorldSBK	Kawasaki ZX-10RR					0		251,4

Qualifying Lap Time (107% of 1'48.707): **1'56.317**

AIR	Humidity:	70%	Temp:	10°C
TRACK	Condition:	Wet	Temp:	6°C

Records	Pole	(SP2)	2018	T.Sykes	1'35.696	165,940	Km/h
	Race	(SPRC)	2019	T.Razgatioglu	1'37.018	163,680	Km/h
	All Times	(SP2)	2018	T.Sykes	1'35.696	165,940	Km/h

Start 03/10/2020 09:00 End 09:22 The results are provisional until the end of the time limit for protests and appeals and the completion of the technical checks.

These data/results cannot be reproduced, stored and/or transmitted in whole or in part by any manner of electronic, mechanical, photocopying, recording, broadcasting or otherwise now known or herein after developed without the previous express consent by the copyright owner, except for reproduction in daily press and regular printed publications on sale to the public within 60 days of the event related to those data/results and always provided that copyright symbol appears together as follows below.

© DORNA WSBK ORGANIZATION Srl 2020


Pirelli French Round, 2 - 4 October 2020
Results Free Practice 3rd Session
Session Highlights

Local Time	No. Rider	Description
08.59.57		WET PRACTICE - LIGHTS ON
09.00.00		Start
09.00.25		WorldSBK Pit Intervention Time: 45secs
09.01.40	60 M. VAN DER MARK	Current Lap Cancelled - Exceeded Track Limits - Turn 11
09.12.36	91 L. HASLAM	Current Lap Cancelled - Exceeded Track Limits - Turn 6
09.13.22	34 X. PINSACH	On the Gravel - Re-Joined - Turn 7
09.14.38	53 V. DEBISE	Current Lap Cancelled - Exceeded Track Limits - Turn 6
09.16.04	1 J. REA	Crashed - Turn 7
09.17.48	76 L. BAZ	On the Gravel - Re-Joined - Turn 2
09.18.36	21 M. RINALDI	On Asphalt - Re-Joined - Turn 2
09.20.19	53 V. DEBISE	Current Lap Cancelled - Exceeded Track Limits - Turn 6
09.22.24		End Of Session

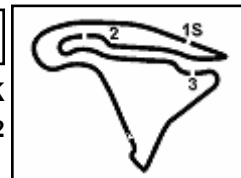
Fastest Laps Sequence

No.	Rider	Nat	Team	Bike	Local Time	Time	Gap	Avg
91	L. HASLAM	GBR	Team HRC	Honda CBR1000RR-R	09:04'06.544	1'56.064		136,818
76	L. BAZ	FRA	Ten Kate Racing Yamaha	Yamaha YZF R1	09:04'33.438	1'51.843	-4.221	141,981
76	L. BAZ	FRA	Ten Kate Racing Yamaha	Yamaha YZF R1	09:06'24.800	1'51.362	-0.481	142,594
76	L. BAZ	FRA	Ten Kate Racing Yamaha	Yamaha YZF R1	09:08'13.940	1'49.140	-2.222	145,498
22	A. LOWES	GBR	Kawasaki Racing Team WorldSBK	Kawasaki ZX-10RR	09:12'28.035	1'49.127	-0.013	145,515
76	L. BAZ	FRA	Ten Kate Racing Yamaha	Yamaha YZF R1	09:13'43.385	1'48.707	-0.420	146,077

Start 09:00 End 09:22 The results are provisional until the end of the time limit for protests and appeals and the completion of the technical checks.

These data/results cannot be reproduced, stored and/or transmitted in whole or in part by any manner of electronic, mechanical, photocopying, recording, broadcasting or otherwise now known or herein after developed without the previous express consent by the copyright owner, except for reproduction in daily press and regular printed publications on sale to the public within 60 days of the event related to those data/results and always provided that copyright symbol appears together as follows below.

© DORNA WSBK ORGANIZATION Srl 2020



Magny-Cours 4.411 m

Pirelli French Round, 2 - 4 October 2020

Free Practices Combined Results

No.	Rider	Nat	Team	Bike	Class	FP1	FP2	FP3	Time	Gap	Rel.	Avg	LL
1	76 L. BAZ	FRA	Ten Kate Racing Yamaha	Yamaha YZF R1	IND	1'50.707	1'49.412	1'48.707	1'48.707			146,077	43
2	31 G. GERLOFF	USA	GRT Yamaha WorldSBK Junior Team	Yamaha YZF R1	IND	1'52.733	1'48.830	1'49.448	1'48.830	0.123	0.123	145,912	43
3	1 J. REA	GBR	Kawasaki Racing Team WorldSBK	Kawasaki ZX-10RR		1'49.356	1'48.845		1'48.845	0.138	0.015	145,892	29
4	21 M. RINALDI	ITA	Team GOELEVELN	Ducati Panigale V4 R	IND	1'52.338	1'48.914	1'53.324	1'48.914	0.207	0.069	145,799	43
5	22 A. LOWES	GBR	Kawasaki Racing Team WorldSBK	Kawasaki ZX-10RR		1'52.114	1'49.552	1'49.127	1'49.127	0.420	0.213	145,515	41
6	91 L. HASLAM	GBR	Team HRC	Honda CBR1000RR-R		1'52.640	1'49.956	1'49.705	1'49.705	0.998	0.578	144,748	41
7	66 T. SYKES	GBR	BMW Motorrad WorldSBK Team	BMW S1000 RR		1'50.995	1'49.717		1'49.717	1.010	0.012	144,732	32
8	45 S. REDDING	GBR	ARUBA.IT Racing - Ducati	Ducati Panigale V4 R		1'52.177	1'49.899	1'52.591	1'49.899	1.192	0.182	144,493	45
9	50 E. LAVERTY	IRL	BMW Motorrad WorldSBK Team	BMW S1000 RR		1'53.251	1'50.022	1'52.541	1'50.022	1.315	0.123	144,331	31
10	7 C. DAVIES	GBR	ARUBA.IT Racing - Ducati	Ducati Panigale V4 R		1'54.764	1'50.643	1'50.110	1'50.110	1.403	0.088	144,216	45
11	60 M. VAN DER MARK	NED	PATA YAMAHA WorldSBK Official Team	Yamaha YZF R1		1'52.603	1'50.467	1'51.491	1'50.467	1.760	0.357	143,750	37
12	54 T. RAZGATLIOGLU	TUR	PATA YAMAHA WorldSBK Official Team	Yamaha YZF R1		1'51.320	1'50.926	1'52.653	1'50.926	2.219	0.459	143,155	41
13	12 X. FORES	ESP	Kawasaki Puccetti Racing	Kawasaki ZX-10RR	IND	1'51.569	1'50.959	1'51.421	1'50.959	2.252	0.033	143,112	40
14	36 L. MERCADO	ARG	Motocorsa Racing	Ducati Panigale V4 R	IND	1'53.799	1'51.187	1'53.892	1'51.187	2.480	0.228	142,819	45
15	64 F. CARICASULO	ITA	GRT Yamaha WorldSBK Junior Team	Yamaha YZF R1	IND	1'53.675	1'52.388	1'52.046	1'52.046	3.339	0.859	141,724	44
16	53 V. DEBISE	FRA	OUTDO Kawasaki TPR	Kawasaki ZX-10RR	IND	1'55.341	1'52.274	1'53.057	1'52.274	3.567	0.228	141,436	51
17	20 S. BARRIER	FRA	Brixx Performance	Ducati Panigale V4 R	IND	1'53.815	1'52.485	1'54.682	1'52.485	3.778	0.211	141,171	43
18	19 A. BAUTISTA	ESP	Team HRC	Honda CBR1000RR-R		1'56.871	1'52.730	1'56.703	1'52.730	4.023	0.245	140,864	43
19	34 X. PINSACH	ESP	ORELAC Racing VERDNATURA	Kawasaki ZX-10RR	IND	1'55.440	1'53.474	1'54.644	1'53.474	4.767	0.744	139,940	43
20	13 T. TAKAHASHI	JPN	MIE Racing HONDA Team	Honda CBR1000RR-R	IND	1'57.525	1'54.144	1'56.224	1'54.144	5.437	0.670	139,119	37
21	97 S. CAVALIERI	ITA	Barni Racing Team	Ducati Panigale V4 R	IND	2'00.620	1'57.493	1'57.198	1'57.198	8.491	3.054	135,494	33

03/10/2020

These data/results cannot be reproduced, stored and/or transmitted in whole or in part by any manner of electronic, mechanical, photocopying, recording, broadcasting or otherwise now known or herein after developed without the previous express consent by the copyright owner, except for reproduction in daily press and regular printed publications on sale to the public within 60 days of the event related to those data/results and always provided that copyright symbol appears together as follows below.

© DORNA WSBK ORGANIZATION Srl 2020

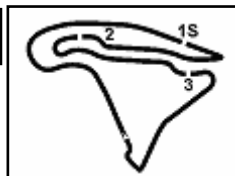
FIKR PERUGIA TIMING



Official Tyre Supplier



Official Timekeeper



Magny-Cours 4.411 m

Pirelli French Round, 2 - 4 October 2020

Best Sectors & Speed Free Practice 3rd Session

BEST LAP		
1	76 L. BAZ	Yamaha YZF R1 1'48.707
2	22 A. LOWES	Kawasaki ZX-10RR 1'49.127
3	31 G. GERLOFF	Yamaha YZF R1 1'49.448
4	91 L. HASLAM	Honda CBR1000RR-R 1'49.705
5	7 C. DAVIES	Ducati Panigale V4 R 1'50.110
6	12 X. FORES	Kawasaki ZX-10RR 1'51.421
7	60 M. VAN DER MARK	Yamaha YZF R1 1'51.491
8	64 F. CARICASULO	Yamaha YZF R1 1'52.046
9	50 E. LAVERTY	BMW S1000 RR 1'52.541
10	45 S. REDDING	Ducati Panigale V4 R 1'52.591
11	54 T. RAZGATLIOGLU	Yamaha YZF R1 1'52.653
12	53 V. DEBISE	Kawasaki ZX-10RR 1'53.057
13	21 M. RINALDI	Ducati Panigale V4 R 1'53.324
14	36 L. MERCADO	Ducati Panigale V4 R 1'53.892
15	34 X. PINSACH	Kawasaki ZX-10RR 1'54.644
16	20 S. BARRIER	Ducati Panigale V4 R 1'54.682
17	13 T. TAKAHASHI	Honda CBR1000RR-R 1'56.224
18	19 A. BAUTISTA	Honda CBR1000RR-R 1'56.703
19	97 S. CAVALIERI	Ducati Panigale V4 R 1'57.198
20	1 J. REA	Kawasaki ZX-10RR
21	66 T. SYKES	BMW S1000 RR

SPEED		
1	45 S. REDDING	Ducati Panigale V4 R 273.6
2	22 A. LOWES	Kawasaki ZX-10RR 273.6
3	76 L. BAZ	Yamaha YZF R1 270.2
4	31 G. GERLOFF	Yamaha YZF R1 268.9
5	7 C. DAVIES	Ducati Panigale V4 R 268.9
6	91 L. HASLAM	Honda CBR1000RR-R 268.2
7	13 T. TAKAHASHI	Honda CBR1000RR-R 263.6
8	53 V. DEBISE	Kawasaki ZX-10RR 263.6
9	54 T. RAZGATLIOGLU	Yamaha YZF R1 263.6
10	50 E. LAVERTY	BMW S1000 RR 263.0
11	60 M. VAN DER MARK	Yamaha YZF R1 262.4
12	12 X. FORES	Kawasaki ZX-10RR 260.5
13	19 A. BAUTISTA	Honda CBR1000RR-R 259.2
14	21 M. RINALDI	Ducati Panigale V4 R 257.4
15	36 L. MERCADO	Ducati Panigale V4 R 253.8
16	34 X. PINSACH	Kawasaki ZX-10RR 252.0
17	20 S. BARRIER	Ducati Panigale V4 R 251.4
18	1 J. REA	Kawasaki ZX-10RR 251.4
19	64 F. CARICASULO	Yamaha YZF R1 246.8
20	97 S. CAVALIERI	Ducati Panigale V4 R 240.8
21	66 T. SYKES	BMW S1000 RR 234.0

SEG. 1		
1	76 L. BAZ	32.441
2	31 G. GERLOFF	32.501
3	22 A. LOWES	32.502
4	91 L. HASLAM	32.557
5	60 M. VAN DER MARK	32.885
6	7 C. DAVIES	32.894
7	64 F. CARICASULO	33.054
8	12 X. FORES	33.065
9	50 E. LAVERTY	33.229
10	54 T. RAZGATLIOGLU	33.287
11	45 S. REDDING	33.305
12	21 M. RINALDI	33.453
13	53 V. DEBISE	33.462
14	36 L. MERCADO	33.587
15	34 X. PINSACH	33.750
16	20 S. BARRIER	34.059
17	13 T. TAKAHASHI	34.144
18	19 A. BAUTISTA	34.285
19	97 S. CAVALIERI	34.847
20	66 T. SYKES	35.333

SEG. 2		
1	76 L. BAZ	23.784
2	22 A. LOWES	23.894
3	31 G. GERLOFF	23.908
4	91 L. HASLAM	24.099
5	12 X. FORES	24.149
6	7 C. DAVIES	24.162
7	45 S. REDDING	24.358
8	54 T. RAZGATLIOGLU	24.529
9	64 F. CARICASULO	24.717
10	53 V. DEBISE	24.728
11	60 M. VAN DER MARK	24.786
12	36 L. MERCADO	24.822
13	50 E. LAVERTY	24.851
14	20 S. BARRIER	24.909
15	21 M. RINALDI	24.916
16	34 X. PINSACH	25.219
17	13 T. TAKAHASHI	25.651
18	19 A. BAUTISTA	25.673
19	97 S. CAVALIERI	25.845
20	66 T. SYKES	25.874
21	1 J. REA	25.974

SEG. 3		
1	76 L. BAZ	24.773
2	91 L. HASLAM	25.025
3	31 G. GERLOFF	25.029
4	7 C. DAVIES	25.046
5	22 A. LOWES	25.096
6	64 F. CARICASULO	25.542
7	60 M. VAN DER MARK	25.615
8	12 X. FORES	25.897
9	50 E. LAVERTY	25.964
10	53 V. DEBISE	25.981
11	21 M. RINALDI	25.986
12	54 T. RAZGATLIOGLU	26.000
13	20 S. BARRIER	26.193
14	45 S. REDDING	26.276
15	36 L. MERCADO	26.326
16	34 X. PINSACH	26.394
17	1 J. REA	26.732
18	13 T. TAKAHASHI	26.772
19	97 S. CAVALIERI	26.893
20	19 A. BAUTISTA	26.972
21	66 T. SYKES	27.255

SEG. 4		
1	76 L. BAZ	27.574
2	22 A. LOWES	27.635
3	31 G. GERLOFF	27.795
4	91 L. HASLAM	27.836
5	7 C. DAVIES	27.927
6	12 X. FORES	28.018
7	60 M. VAN DER MARK	28.205
8	45 S. REDDING	28.282
9	64 F. CARICASULO	28.404
10	50 E. LAVERTY	28.405
11	54 T. RAZGATLIOGLU	28.417
12	53 V. DEBISE	28.681
13	36 L. MERCADO	28.768
14	21 M. RINALDI	28.828
15	19 A. BAUTISTA	29.153
16	34 X. PINSACH	29.266
17	20 S. BARRIER	29.303
18	97 S. CAVALIERI	29.490
19	13 T. TAKAHASHI	29.646
20	66 T. SYKES	30.332

03/10/2020

These data/results cannot be reproduced, stored and/or transmitted in whole or in part by any manner of electronic, mechanical, photocopying, recording, broadcasting or otherwise now known or herein after developed without the previous express consent by the copyright owner, except for reproduction in daily press and regular printed publications on sale to the public within 60 days of the event related to those data/results and always provided that copyright symbol appears together as follows below.

© DORNA WSBK ORGANIZATION Srl 2020

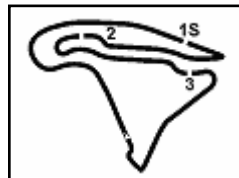
FICR PERUGIA TIMING



Official Tyre Supplier



Official Timekeeper



Magny-Cours 4.411 m

Pirelli French Round, 2 - 4 October 2020

Ideal Times Free Practice 3rd Session

No.	Rider	Nat	Bike	Seg. 1	Seg. 2	Seg. 3	Seg. 4	Ideal Time		
				Diff. 1	Diff. 2	Diff. 3	Diff. 4	Best Lap	Pos.	Diff.
1	76 L. BAZ	FRA	Yamaha YZF R1	32.441 +0.020	23.784 +0.115	24.773	27.574	1'48.572 1'48.707	1	0.135
2	22 A. LOWES	GBR	Kawasaki ZX-10RR	32.502	23.894	25.096	27.635	1'49.127 1'49.127	2	
3	31 G. GERLOFF	USA	Yamaha YZF R1	32.501	23.908	25.029 +0.186	27.795 +0.029	1'49.233 1'49.448	3	0.215
4	91 L. HASLAM	GBR	Honda CBR1000RR-R	32.557 +0.146	24.099	25.025	27.836 +0.042	1'49.517 1'49.705	4	0.188
5	7 C. DAVIES	GBR	Ducati Panigale V4 R	32.894	24.162	25.046	27.927 +0.081	1'50.029 1'50.110	5	0.081
6	12 X. FORES	ESP	Kawasaki ZX-10RR	33.065 +0.263	24.149	25.897 +0.029	28.018	1'51.129 1'51.421	6	0.292
7	60 M. VAN DER MARK	NED	Yamaha YZF R1	32.885	24.786	25.615	28.205	1'51.491 1'51.491	7	
8	64 F. CARICASULO	ITA	Yamaha YZF R1	33.054	24.717 +0.195	25.542 +0.134	28.404	1'51.717 1'52.046	8	0.329
9	45 S. REDDING	GBR	Ducati Panigale V4 R	33.305 +0.370	24.358	26.276	28.282	1'52.221 1'52.591	10	0.370
10	54 T. RAZGATLIOGLU	TUR	Yamaha YZF R1	33.287 +0.162	24.529 +0.250	26.000 +0.008	28.417	1'52.233 1'52.653	11	0.420
11	50 E. LAVERTY	IRL	BMW S1000 RR	33.229	24.851 +0.058	25.964	28.405 +0.034	1'52.449 1'52.541	9	0.092
12	53 V. DEBISE	FRA	Kawasaki ZX-10RR	33.462	24.728	25.981 +0.205	28.681	1'52.852 1'53.057	12	0.205
13	21 M. RINALDI	ITA	Ducati Panigale V4 R	33.453 +0.102	24.916	25.986	28.828 +0.039	1'53.183 1'53.324	13	0.141
14	36 L. MERCADO	ARG	Ducati Panigale V4 R	33.587	24.822 +0.389	26.326	28.768	1'53.503 1'53.892	14	0.389
15	20 S. BARRIER	FRA	Ducati Panigale V4 R	34.059	24.909 +0.215	26.193	29.303 +0.003	1'54.464 1'54.682	16	0.218
16	34 X. PINSACH	ESP	Kawasaki ZX-10RR	33.750	25.219 +0.015	26.394	29.266	1'54.629 1'54.644	15	0.015
17	19 A. BAUTISTA	ESP	Honda CBR1000RR-R	34.285 +0.080	25.673	26.972 +0.232	29.153 +0.308	1'56.083 1'56.703	18	0.620
18	13 T. TAKAHASHI	JPN	Honda CBR1000RR-R	34.144 +0.011	25.651	26.772	29.646	1'56.213 1'56.224	17	0.011
19	97 S. CAVALIERI	ITA	Ducati Panigale V4 R	34.847 +0.123	25.845	26.893	29.490	1'57.075 1'57.198	19	0.123
	1 J. REA	GBR	Kawasaki ZX-10RR	One or more sectors missing						
	66 T. SYKES	GBR	BMW S1000 RR	One or more sectors missing						
Overall Ideal Time				32.441	23.784	24.773	27.574	1'48.572		

03/10/2020

These data/results cannot be reproduced, stored and/or transmitted in whole or in part by any manner of electronic, mechanical, photocopying, recording, broadcasting or otherwise now known or herein after developed without the previous express consent by the copyright owner, except for reproduction in daily press and regular printed publications on sale to the public within 60 days of the event related to those data/results and always provided that copyright symbol appears together as follows below.

© DORNA WSBK ORGANIZATION Srl 2020

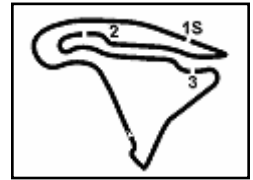
FICR PERUGIA TIMING



Official Tyre Supplier



Official Timekeeper



Pirelli French Round, 2 - 4 October 2020 Chronological Analysis Free Practice 3rd Session

Magny-Cours 4.411 m

1 / 2

1° 76 L. BAZ (1'48.707)							
Lap	Seg.1	Seg.2	Seg.3	Seg.4	Lap Time	km/h	Local Time
1		25.637	26.751	28.857		229,6	9:02'41.595
2	33.585	24.640	25.440	28.178	1'51.843	254,4	9:04'33.438
3	33.421	24.358	25.542	28.041	1'51.362	258,0	9:06'24.800
4	32.441	24.078	25.006	27.615	1'49.140	261,1	9:08'13.940
5	32.934	24.169	25.227	27.949	1'50.279	260,5	9:10'04.219
6	32.946	24.276	25.192	28.045	1'50.459	254,4	9:11'54.678
7	32.461	23.899	24.773	27.574	1'48.707	263,7	9:13'43.385
8	33.464	24.113	25.310	27.860	1'50.747	264,3	9:15'34.132
9	32.603	23.839	24.837	27.761	1'49.040	266,2	9:17'23.172
10	41.285	24.692	25.401	27.780	1'59.158	244,1	9:19'22.330
11	32.609	23.784	24.969	27.594	1'48.956	270,2	9:21'11.286

2° 22 A. LOWES (1'49.127)							
Lap	Seg.1	Seg.2	Seg.3	Seg.4	Lap Time	km/h	Local Time
1		26.431	27.243	29.437		242,4	9:03'15.022
2	33.685	24.515	25.818	28.448	1'52.466	265,6	9:05'07.488
3	33.311	24.380	25.570	28.107	1'51.368	266,2	9:06'58.856
4	32.559	24.146	25.168	27.932	1'49.805	273,6	9:08'48.661
5	32.741	24.196	25.450	27.860	1'50.247	262,4	9:10'38.908
6	32.502	23.894	25.096	27.635	1'49.127	271,6	9:12'28.035
7	33.331	25.799	26.964	31.681	1'57.775P	244,1	9:14'25.810
8	4'19.453	25.815	26.065	28.606	5'39.939P	248,0	9:20'05.749

3° 31 G. GERLOFF (1'49.448)							
Lap	Seg.1	Seg.2	Seg.3	Seg.4	Lap Time	km/h	Local Time
1		26.697	27.668	29.826		232,5	9:03'43.555
2	33.984	25.084	25.772	31.648	1'56.488P	252,0	9:05'40.043
3	4'00.614	24.578	25.948	28.016	5'19.156P	260,5	9:10'59.199
4	32.914	24.287	25.550	27.795	1'50.546	268,9	9:12'49.745
5	32.681	24.028	25.168	27.879	1'49.756	264,3	9:14'39.501
6	32.501	23.908	25.215	27.824	1'49.448	263,7	9:16'28.949
7	32.575	24.029	25.029	27.923	1'49.556	253,2	9:18'18.505
8	32.524	25.587	25.570	32.367	1'56.048	268,2	9:20'14.553

4° 91 L. HASLAM (1'49.705)							
Lap	Seg.1	Seg.2	Seg.3	Seg.4	Lap Time	km/h	Local Time
1		28.460	29.584	30.584		205,6	9:02'10.480
2	34.646	25.913	26.650	28.855	1'56.064	251,4	9:04'06.544
3	33.412	24.795	26.072	28.525	1'52.804	259,9	9:05'59.348
4	34.968	25.408	25.941	29.681	1'55.998	243,0	9:07'55.346
5	33.058	24.521	25.434	28.181	1'51.194	258,0	9:09'46.540
6	32.819	24.977	26.489	31.048	1'55.333	258,0	9:11'41.873
7	32.932	25.527	27.066	28.198	1'53.723C	261,7	9:13'35.596
8	32.848	24.387	25.308	27.997	1'50.540	268,2	9:15'26.136
9	32.570	24.359	25.320	27.836	1'50.085	266,9	9:17'16.221
10	32.557	24.253	26.089	30.570	1'53.469	264,9	9:19'09.690
11	32.703	24.099	25.025	27.878	1'49.705	263,7	9:20'59.395

5° 7 C. DAVIES (1'50.110)							
Lap	Seg.1	Seg.2	Seg.3	Seg.4	Lap Time	km/h	Local Time
1		27.321	28.116	32.349		223,9	9:02'42.594
2	2'49.385	25.886	26.366	29.242	4'10.879P	237,6	9:06'53.473
3	33.643	24.591	25.552	28.379	1'52.165	254,4	9:08'45.638
4	33.042	24.461	25.379	27.927	1'50.809	256,8	9:10'36.447
5	32.894	24.162	25.046	28.008	1'50.110	259,9	9:12'26.557
6	33.788	27.945	26.916	29.073	1'57.722	251,4	9:14'24.279
7	33.004	24.341	25.469	28.270	1'51.084	259,9	9:16'15.363
8	33.452	24.512	25.731	28.429	1'52.124	259,9	9:18'07.487
9	32.918	24.330	25.425	27.953	1'50.626	263,7	9:19'58.113
10	33.074	28.454	27.152	30.842	1'59.522	268,9	9:21'57.635

6° 12 X. FORES (1'51.421)							
Lap	Seg.1	Seg.2	Seg.3	Seg.4	Lap Time	km/h	Local Time
1		26.607	30.797	28.802		233,0	9:04'07.781
2	33.631	24.431	26.086	28.112	1'52.260	245,2	9:06'00.041
3	33.602	24.642	26.372	33.850	1'58.466	249,1	9:07'58.507
4	33.328	24.149	25.926	28.018	1'51.421	257,4	9:09'49.928
5	33.065	24.270	26.270	28.870	1'52.475	260,5	9:11'42.403
6	33.449	24.421	25.897	28.482	1'52.249	250,8	9:13'34.652
7	37.818	25.974	28.996	33.629	2'06.417P	238,7	9:15'41.069

7° 60 M. VAN DER MARK (1'51.491)								
Lap	Seg.1	Seg.2	Seg.3	Seg.4	Lap Time	km/h	Local Time	
1		26.608	31.840	33.788		C	235,1	9:02'16.025
2	6'26.931	25.928	26.803	33.059	7'52.721P	230,1	9:10'08.746	
3	6'12.502	25.325	26.005	28.740	7'32.572P	243,0	9:17'41.318	
4	33.365	25.266	25.873	28.276	1'52.780	245,7	9:19'34.098	
5	32.885	24.786	25.615	28.205	1'51.491	262,4	9:21'25.589	

8° 64 F. CARICASULO (1'52.046)							
Lap	Seg.1	Seg.2	Seg.3	Seg.4	Lap Time	km/h	Local Time
1		26.537	27.342	30.220		212,9	9:02'30.860
2	34.829	25.562	26.545	29.310	1'56.246	228,6	9:04'27.106
3	34.277	25.185	25.938	29.079	1'54.479	235,1	9:06'21.585
4	33.535	25.314	25.812	28.914	1'53.575	246,8	9:08'15.160
5	33.291	24.855	25.593	28.834	1'52.573	241,3	9:10'07.733
6	33.368	24.783	25.542	28.637	1'52.330	243,5	9:12'00.063
7	33.595	25.394	25.732	29.511	1'54.232	236,1	9:13'54.295
8	33.302	24.717	25.761	28.777	1'52.557	245,7	9:15'46.852
9	33.672	25.192	26.010	29.054	1'53.928	237,1	9:17'40.780
10	33.606	25.308	29.902	29.600	1'58.416	241,9	9:19'39.196
11	33.054	24.912	25.676	28.404	1'52.046	245,2	9:21'31.242

9° 50 E. LAVERTY (1'52.541)							
Lap	Seg.1	Seg.2	Seg.3	Seg.4	Lap Time	km/h	Local Time
1		28.198	27.855	30.744		220,2	9:03'39.805
2	34.481	25.891	27.813	30.168	1'58.353	246,8	9:05'38.158
3	33.967	25.263	26.325	29.037	1'54.592	252,0	9:07'32.750
4	33.402	24.961	26.159	31.808	1'56.330P	256,8	9:09'29.080
5	5'48.443	26.023	26.946	28.942	7'10.354P	231,5	9:16'39.434
6	33.447	24.851	26.066	28.405	1'52.769	261,7	9:18'32.203
7	33.229	24.909	25.964	28.439	1'52.541	263,0	9:20'24.744

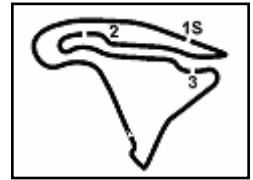
10° 45 S. REDDING (1'52.591)							
Lap	Seg.1	Seg.2	Seg.3	Seg.4	Lap Time	km/h	Local Time
1		27.576	29.935	31.891		221,6	9:03'01.176
2	36.010	26.407	28.686	30.165	2'01.268	238,2	9:05'02.444
3	35.024	25.348	27.502	30.251	1'58.125	256,8	9:07'00.569
4	34.884	25.548	28.644	32.285	2'01.361P	247,4	9:09'01.930
5	2'58.745	26.710	28.247	30.031	4'23.733P	235,1	9:13'25.663
6	34.534	25.031	26.843	28.965	1'55.373	258,6	9:15'21.036
7	33.631	24.701	26.449	28.383	1'53.164	265,6	9:17'14.200
8	33.305	24.866	26.353	31.741	1'56.265	273,6	9:19'10.465
9	33.675	24.358	26.276	28.282	1'52.591	261,1	9:21'03.056

11° 54 T. RAZGATLIOGLU (1'52.653)							
Lap	Seg.1	Seg.2	Seg.3	Seg.4	Lap Time	km/h	Local Time
1		26.969	28.530	30.969		230,6	9:02'30.088
2	34.905	25.461	26.979	29.286	1'56.631	252,0	9:04'26.719
3	34.176	24.741	26.304	28.619	1'53.840	259,9	9:06'20.559
4	33.449	24.779	26.008	28.417	1'52.653	263,0	9:08'13.212
5	34.104	24.529	26.201	31.263	1'56.097P	255,6	9:10'09.309

03/10/2020 P = Pits In/Out - C = Lap Time Cancelled

These data/results cannot be reproduced, stored and/or transmitted in whole or in part by any manner of electronic, mechanical, photocopying, recording, broadcasting or otherwise now known or herein after developed without the previous express consent by the copyright owner, except for reproduction in daily press and regular printed publications on sale to the public within 60 days of the event related to those data/results and always provided that copyright symbol appears together as follows below.

© DORNA WSBK ORGANIZATION Srl 2020



Pirelli French Round, 2 - 4 October 2020 Chronological Analysis Free Practice 3rd Session

Magny-Cours 4.411 m

2 / 2

6	6'07.351	27.290	29.923	29.040	7'33.604P	236,1	9:17'42.913
7	33.520	24.765	26.151	28.687	1'53.123	259,2	9:19'36.036
8	33.287	24.654	26.000	28.718	1'52.659	263,7	9:21'28.695

12° 53 V. DEBISE (1'53.057)							
Lap	Seg.1	Seg.2	Seg.3	Seg.4	Lap Time	km/h	Local Time
1		27.062	27.794	30.109		233,5	9:02'17.527
2	34.250	25.566	26.814	29.556	1'56.186	251,4	9:04'13.713
3	33.810	25.114	26.478	29.209	1'54.611	252,6	9:06'08.324
4	33.788	25.236	26.221	29.073	1'54.318	255,6	9:08'02.642
5	33.574	24.851	26.072	28.862	1'53.359	258,0	9:09'56.001
6	33.730	24.779	26.250	28.947	1'53.706	254,4	9:11'49.707
7	33.591	24.747	25.981	28.999	1'53.318	260,5	9:13'43.025
8	33.784	24.742	26.737	28.888	1'54.151C	259,2	9:15'37.176
9	33.471	25.078	25.996	28.699	1'53.244	257,4	9:17'30.420
10	33.462	24.728	26.186	28.681	1'53.057	263,7	9:19'23.477
11	34.006	24.662	27.023	31.212	1'56.903CP	254,4	9:21'20.380

13° 21 M. RINALDI (1'53.324)							
Lap	Seg.1	Seg.2	Seg.3	Seg.4	Lap Time	km/h	Local Time
1		30.500	30.698	34.669		195,6	9:03'38.191
2	3'07.206	28.733	28.524	35.411	4'39.874P	223,9	9:08'18.065
3	36.055	26.659	27.205	30.025	1'59.944	235,6	9:10'18.009
4	34.394	25.299	26.708	31.517	1'57.918	254,4	9:12'15.927
5	33.786	25.919	26.483	29.030	1'55.218	252,0	9:14'11.145
6	33.555	24.916	25.986	28.867	1'53.324	257,4	9:16'04.469
7	33.453	25.266	26.023	28.828	1'53.570	252,0	9:17'58.039
8	45.095	35.691	30.791	38.930	2'30.507P	148,0	9:20'28.546

14° 36 L. MERCADO (1'53.892)							
Lap	Seg.1	Seg.2	Seg.3	Seg.4	Lap Time	km/h	Local Time
1		29.462	28.290	34.054		208,8	9:02'36.900
2	5'57.183	26.780	30.066	30.255	7'24.284P	235,1	9:10'01.184
3	34.980	25.219	26.957	29.348	1'56.504	248,5	9:11'57.688
4	34.270	24.916	26.474	29.087	1'54.747	252,6	9:13'52.435
5	33.920	24.822	26.339	29.015	1'54.096	249,1	9:15'46.531
6	33.674	25.012	26.395	30.318	1'55.399	252,6	9:17'41.930
7	33.782	25.020	26.481	29.141	1'54.424	249,7	9:19'36.354
8	33.587	25.211	26.326	28.768	1'53.892	253,8	9:21'30.246

15° 34 X. PINSACH (1'54.644)							
Lap	Seg.1	Seg.2	Seg.3	Seg.4	Lap Time	km/h	Local Time
1		26.323	27.385	30.104		223,4	9:06'12.334
2	34.473	25.616	26.676	29.438	1'56.203	229,6	9:08'08.537
3	34.046	25.353	26.436	29.461	1'55.296	245,7	9:10'03.833
4	33.859	25.219	26.637	29.670	1'55.385	238,7	9:11'59.218
5	33.991			32.095	2'19.068	252,0	9:14'18.286
6	34.176	25.438	26.595	29.316	1'55.525	244,1	9:16'13.811
7	33.863	25.414	26.763	29.300	1'55.340	247,4	9:18'09.151
8	33.750	25.234	26.394	29.266	1'54.644	246,8	9:20'03.795

16° 20 S. BARRIER (1'54.682)							
Lap	Seg.1	Seg.2	Seg.3	Seg.4	Lap Time	km/h	Local Time
1		28.939	27.932	31.791		212,5	9:04'32.448
2	36.788	26.516	27.638	30.496	2'01.438	223,0	9:06'33.886
3	35.310	25.717	27.334	30.535	1'58.896	246,8	9:08'32.782
4	35.087	25.212	26.961	29.789	1'57.049	251,4	9:10'29.831
5	35.141	25.324	26.791	29.345	1'56.601	249,1	9:12'26.432
6	34.609	25.610	27.331	33.481	2'01.031P	244,6	9:14'27.463
7	2'12.783	26.040	26.850	29.431	3'35.104P	217,2	9:18'02.567
8	34.059	25.124	26.193	29.306	1'54.682	250,8	9:19'57.249
9	34.177	24.909	26.346	29.303	1'54.735	241,3	9:21'51.984

17° 13 T. TAKAHASHI (1'56.224)							
Lap	Seg.1	Seg.2	Seg.3	Seg.4	Lap Time	km/h	Local Time
1		27.604	29.269	31.126		218,5	9:02'45.863
2	35.751	26.241	27.921	29.976	1'59.889	234,0	9:04'45.752
3	34.878	26.288	27.231	29.950	1'58.347	253,8	9:06'44.099
4	34.417	25.674	27.328	30.192	1'57.611	255,6	9:08'41.710
5	34.407	28.831	29.125	33.260	2'05.623P	263,7	9:10'47.333
6	2'42.327	26.570	27.449	30.322	4'06.668P	230,1	9:14'54.001
7	34.593	26.507	27.330	29.996	1'58.426	223,9	9:16'52.427
8	34.144	25.691	26.885	29.762	1'56.482	245,7	9:18'48.909
9	34.155	25.651	26.772	29.646	1'56.224	250,8	9:20'45.133

18° 19 A. BAUTISTA (1'56.703)							
Lap	Seg.1	Seg.2	Seg.3	Seg.4	Lap Time	km/h	Local Time
1		27.622	28.508	31.686		220,2	9:05'47.354
2	35.421	26.064	27.212	29.683	1'58.380	236,1	9:07'45.734
3	34.285	25.746	26.972	29.819	1'56.822	250,8	9:09'42.556
4	34.365	25.673	27.204	29.461	1'56.703	250,3	9:11'39.259
5	34.399	28.909	27.409	32.178	2'02.895P	259,2	9:13'42.154
6	4'47.780	26.715	27.860	30.194	6'12.549P	235,6	9:19'54.703
7	34.593	26.078	27.006	29.153	1'56.830	242,4	9:21'51.533

19° 97 S. CAVALIERI (1'57.198)							
Lap	Seg.1	Seg.2	Seg.3	Seg.4	Lap Time	km/h	Local Time
1		29.481	30.202	34.579		198,1	9:03'35.416
2	36.639	27.432	30.097	31.694	2'05.862	232,0	9:05'41.278
3	36.285	26.707	28.251	30.564	2'01.807	229,6	9:07'43.085
4	35.658	26.500	28.006	30.444	2'00.608	231,5	9:09'43.693
5	35.573	26.516	27.659	30.542	2'00.290	233,5	9:11'43.983
6	35.323	26.154	27.253	30.144	1'58.874	230,6	9:13'42.857
7	35.531	25.929	27.388	29.726	1'58.574	230,6	9:15'41.431
8	34.847	26.003	27.249	29.691	1'57.790	240,8	9:17'39.221
9	34.998	27.407	27.215	31.278	2'00.898	239,2	9:19'40.119
10	34.970	25.845	26.893	29.490	1'57.198	238,7	9:21'37.317

20° 66 T. SYKES							
Lap	Seg.1	Seg.2	Seg.3	Seg.4	Lap Time	km/h	Local Time
1		29.930	28.275	30.406		187,2	9:06'27.129
2	36.295	26.827	27.428	30.888	2'01.438P	217,2	9:08'28.567
3	1'22.750	27.032	27.780	30.332	2'47.894P	220,7	9:11'16.461
4	35.333	25.874	27.439	31.432	2'00.078P	234,0	9:13'16.539
5	3'44.743	27.537	27.255	30.290	5'09.825P	222,5	9:18'26.364
6	1'38.192	31.940	30.092	33.383	3'13.607P	225,3	9:21'39.971

21° 1 J. REA							
Lap	Seg.1	Seg.2	Seg.3	Seg.4	Lap Time	km/h	Local Time
1		25.974	26.732	30.719		251,4	9:11'22.868

03/10/2020 P = Pits In/Out - C = Lap Time Cancelled

These data/results cannot be reproduced, stored and/or transmitted in whole or in part by any manner of electronic, mechanical, photocopying, recording, broadcasting or otherwise now known or herein after developed without the previous express consent by the copyright owner, except for reproduction in daily press and regular printed publications on sale to the public within 60 days of the event related to those data/results and always provided that copyright symbol appears together as follows below.

© DORNA WSBK ORGANIZATION Srl 2020