
Pirelli French Round, 2 - 4 October 2020
Results Warm Up

Magny-Cours 4.411 m

1 / 2

No.	Rider	Nat	Team	Bike	Class	Time	Gap	Rel.	Laps	Speed	
										Avg	Max
1	21 M. RINALDI	ITA	Team GOELEVELN	Ducati Panigale V4 R	IND	1'47.848			5	147,241	272,9
2	76 L. BAZ	FRA	Ten Kate Racing Yamaha	Yamaha YZF R1	IND	1'48.165	0.317	0.317	7	146,809	268,2
3	22 A. LOWES	GBR	Kawasaki Racing Team WorldSBK	Kawasaki ZX-10RR		1'48.226	0.378	0.061	7	146,726	274,3
4	45 S. REDDING	GBR	ARUBA.IT Racing - Ducati	Ducati Panigale V4 R		1'48.420	0.572	0.194	7	146,464	275,0
5	1 J. REA	GBR	Kawasaki Racing Team WorldSBK	Kawasaki ZX-10RR		1'48.676	0.828	0.256	7	146,119	270,2
6	31 G. GERLOFF	USA	GRT Yamaha WorldSBK Junior Team	Yamaha YZF R1	IND	1'48.873	1.025	0.197	6	145,854	273,6
7	60 M. VAN DER MARK	NED	PATA YAMAHA WorldSBK Official Team	Yamaha YZF R1		1'48.999	1.151	0.126	7	145,686	276,4
8	7 C. DAVIES	GBR	ARUBA.IT Racing - Ducati	Ducati Panigale V4 R		1'49.109	1.261	0.110	7	145,539	266,9
9	54 T. RAZGATLIOGLU	TUR	PATA YAMAHA WorldSBK Official Team	Yamaha YZF R1		1'49.422	1.574	0.313	7	145,123	276,4
10	66 T. SYKES	GBR	BMW Motorrad WorldSBK Team	BMW S1000 RR		1'49.580	1.732	0.158	6	144,913	259,9
11	36 L. MERCADO	ARG	Motocorsa Racing	Ducati Panigale V4 R	IND	1'49.705	1.857	0.125	7	144,748	266,2
12	50 E. LAVERTY	IRL	BMW Motorrad WorldSBK Team	BMW S1000 RR		1'49.838	1.990	0.133	5	144,573	270,9
13	12 X. FORES	ESP	Kawasaki Puccetti Racing	Kawasaki ZX-10RR	IND	1'49.882	2.034	0.044	7	144,515	270,9
14	91 L. HASLAM	GBR	Team HRC	Honda CBR1000RR-R		1'49.977	2.129	0.095	7	144,390	264,9
15	64 F. CARICASULO	ITA	GRT Yamaha WorldSBK Junior Team	Yamaha YZF R1	IND	1'50.085	2.237	0.108	7	144,249	253,8
16	53 V. DEBISE	FRA	OUTDO Kawasaki TPR	Kawasaki ZX-10RR	IND	1'50.248	2.400	0.163	7	144,035	258,0
17	20 S. BARRIER	FRA	Brixx Performance	Ducati Panigale V4 R	IND	1'50.842	2.994	0.594	7	143,263	268,2
18	97 S. CAVALIERI	ITA	Barni Racing Team	Ducati Panigale V4 R	IND	1'51.424	3.576	0.582	7	142,515	246,3
19	19 A. BAUTISTA	ESP	Team HRC	Honda CBR1000RR-R		1'51.662	3.814	0.238	7	142,211	266,9
20	34 X. PINSACH	ESP	ORELAC Racing VERDNATURA	Kawasaki ZX-10RR	IND	1'51.870	4.022	0.208	7	141,947	266,2
21	13 T. TAKAHASHI	JPN	MIE Racing HONDA Team	Honda CBR1000RR-R	IND	1'53.114	5.266	1.244	7	140,386	271,6

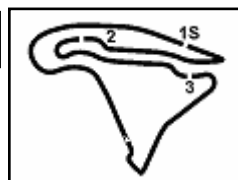
AIR	Humidity:	84%	Temp:	10°C
TRACK	Condition:	Wet	Temp:	9°C

Records	Pole (SP2)	2018 T.Sykes	1'35.696	165,940	Km/h
	Race (SPRC)	2019 T.Razgatioglu	1'37.018	163,680	Km/h
	All Times (SP2)	2018 T.Sykes	1'35.696	165,940	Km/h

Start 04/10/2020 09:00 End 09:16 The results are provisional until the end of the time limit for protests and appeals and the completion of the technical checks.

These data/results cannot be reproduced, stored and/or transmitted in whole or in part by any manner of electronic, mechanical, photocopying, recording, broadcasting or otherwise now known or herein after developed without the previous express consent by the copyright owner, except for reproduction in daily press and regular printed publications on sale to the public within 60 days of the event related to those data/results and always provided that copyright symbol appears together as follows below.

© DORNA WSBK ORGANIZATION Srl 2020


Pirelli French Round, 2 - 4 October 2020
Results Warm Up
Session Highlights

Local Time	No. Rider	Description
09.00.00		Start
09.00.14		WorldSBK Pit Intervention Time: 45secs
09.12.45	7 C. DAVIES	Current Lap Cancelled - Exceeded Track Limits - Turn 6
09.14.10	21 M. RINALDI	Crashed - Turn 13
09.16.56		End Of Session

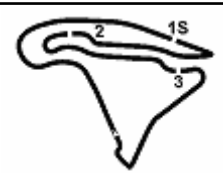
Fastest Laps Sequence

No.	Rider	Nat	Team	Bike	Local Time	Time	Gap	Avg
12	X. FORES	ESP	Kawasaki Puccetti Racing	Kawasaki ZX-10RR	09:03'56.312	1'53.879		139,443
64	F. CARICASULO	ITA	GRT Yamaha WorldSBK Junior Team	Yamaha YZF R1	09:03'56.701	1'53.310	-0.569	140,143
54	T. RAZGATLIOGLU	TUR	PATA YAMAHA WorldSBK Official Team	Yamaha YZF R1	09:03'57.100	1'51.751	-1.559	142,098
60	M. VAN DER MARK	NED	PATA YAMAHA WorldSBK Official Team	Yamaha YZF R1	09:03'57.521	1'51.129	-0.622	142,893
45	S. REDDING	GBR	ARUBA.IT Racing - Ducati	Ducati Panigale V4 R	09:04'22.313	1'50.982	-0.147	143,083
22	A. LOWES	GBR	Kawasaki Racing Team WorldSBK	Kawasaki ZX-10RR	09:04'31.237	1'50.604	-0.378	143,572
1	J. REA	GBR	Kawasaki Racing Team WorldSBK	Kawasaki ZX-10RR	09:04'32.222	1'49.636	-0.968	144,839
1	J. REA	GBR	Kawasaki Racing Team WorldSBK	Kawasaki ZX-10RR	09:06'21.346	1'49.124	-0.512	145,519
45	S. REDDING	GBR	ARUBA.IT Racing - Ducati	Ducati Panigale V4 R	09:08'01.353	1'49.108	-0.016	145,540
1	J. REA	GBR	Kawasaki Racing Team WorldSBK	Kawasaki ZX-10RR	09:08'10.189	1'48.843	-0.265	145,895
76	L. BAZ	FRA	Ten Kate Racing Yamaha	Yamaha YZF R1	09:09'36.715	1'48.710	-0.133	146,073
45	S. REDDING	GBR	ARUBA.IT Racing - Ducati	Ducati Panigale V4 R	09:09'49.870	1'48.517	-0.193	146,333
45	S. REDDING	GBR	ARUBA.IT Racing - Ducati	Ducati Panigale V4 R	09:11'38.350	1'48.480	-0.037	146,383
21	M. RINALDI	ITA	Team GOELEVELN	Ducati Panigale V4 R	09:12'34.516	1'47.848	-0.632	147,241

Start 09:00 End 09:16 The results are provisional until the end of the time limit for protests and appeals and the completion of the technical checks.

These data/results cannot be reproduced, stored and/or transmitted in whole or in part by any manner of electronic, mechanical, photocopying, recording, broadcasting or otherwise now known or herein after developed without the previous express consent by the copyright owner, except for reproduction in daily press and regular printed publications on sale to the public within 60 days of the event related to those data/results and always provided that copyright symbol appears together as follows below.

© DORNA WSBK ORGANIZATION Srl 2020



Magny-Cours 4.411 m

Pirelli French Round, 2 - 4 October 2020
Best Sectors & Speed Warm Up

BEST LAP		
1	21 M. RINALDI	Ducati Panigale V4 R 1'47.848
2	76 L. BAZ	Yamaha YZF R1 1'48.165
3	22 A. LOWES	Kawasaki ZX-10RR 1'48.226
4	45 S. REDDING	Ducati Panigale V4 R 1'48.420
5	1 J. REA	Kawasaki ZX-10RR 1'48.676
6	31 G. GERLOFF	Yamaha YZF R1 1'48.873
7	60 M. VAN DER MARK	Yamaha YZF R1 1'48.999
8	7 C. DAVIES	Ducati Panigale V4 R 1'49.109
9	54 T. RAZGATLIOGLU	Yamaha YZF R1 1'49.422
10	66 T. SYKES	BMW S1000 RR 1'49.580
11	36 L. MERCADO	Ducati Panigale V4 R 1'49.705
12	50 E. LAVERTY	BMW S1000 RR 1'49.838
13	12 X. FORES	Kawasaki ZX-10RR 1'49.882
14	91 L. HASLAM	Honda CBR1000RR-R 1'49.977
15	64 F. CARICASULO	Yamaha YZF R1 1'50.085
16	53 V. DEBISE	Kawasaki ZX-10RR 1'50.248
17	20 S. BARRIER	Ducati Panigale V4 R 1'50.842
18	97 S. CAVALIERI	Ducati Panigale V4 R 1'51.424
19	19 A. BAUTISTA	Honda CBR1000RR-R 1'51.662
20	34 X. PINSACH	Kawasaki ZX-10RR 1'51.870
21	13 T. TAKAHASHI	Honda CBR1000RR-R 1'53.114

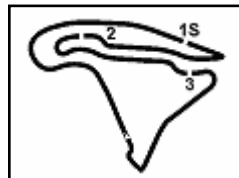
SPEED		
1	60 M. VAN DER MARK	Yamaha YZF R1 276,4
2	54 T. RAZGATLIOGLU	Yamaha YZF R1 276,4
3	45 S. REDDING	Ducati Panigale V4 R 275,0
4	22 A. LOWES	Kawasaki ZX-10RR 274,3
5	31 G. GERLOFF	Yamaha YZF R1 273,6
6	21 M. RINALDI	Ducati Panigale V4 R 272,9
7	13 T. TAKAHASHI	Honda CBR1000RR-R 271,6
8	12 X. FORES	Kawasaki ZX-10RR 270,9
9	50 E. LAVERTY	BMW S1000 RR 270,9
10	1 J. REA	Kawasaki ZX-10RR 270,2
11	76 L. BAZ	Yamaha YZF R1 268,2
12	20 S. BARRIER	Ducati Panigale V4 R 268,2
13	7 C. DAVIES	Ducati Panigale V4 R 266,9
14	19 A. BAUTISTA	Honda CBR1000RR-R 266,9
15	36 L. MERCADO	Ducati Panigale V4 R 266,2
16	34 X. PINSACH	Kawasaki ZX-10RR 266,2
17	91 L. HASLAM	Honda CBR1000RR-R 264,9
18	66 T. SYKES	BMW S1000 RR 259,9
19	53 V. DEBISE	Kawasaki ZX-10RR 258,0
20	64 F. CARICASULO	Yamaha YZF R1 253,8
21	97 S. CAVALIERI	Ducati Panigale V4 R 246,3

SEG. 1			SEG. 2			SEG. 3			SEG. 4		
1	1 J. REA	32.142	1	21 M. RINALDI	23.424	1	76 L. BAZ	24.730	1	21 M. RINALDI	27.166
2	21 M. RINALDI	32.236	2	22 A. LOWES	23.486	2	21 M. RINALDI	24.769	2	76 L. BAZ	27.243
3	45 S. REDDING	32.246	3	45 S. REDDING	23.523	3	1 J. REA	24.898	3	45 S. REDDING	27.263
4	22 A. LOWES	32.250	4	31 G. GERLOFF	23.730	4	66 T. SYKES	24.962	4	1 J. REA	27.417
5	60 M. VAN DER MARK	32.324	5	76 L. BAZ	23.765	5	22 A. LOWES	25.006	5	31 G. GERLOFF	27.462
6	31 G. GERLOFF	32.329	6	60 M. VAN DER MARK	23.799	6	31 G. GERLOFF	25.053	6	22 A. LOWES	27.484
7	76 L. BAZ	32.427	7	7 C. DAVIES	23.829	7	7 C. DAVIES	25.084	7	7 C. DAVIES	27.517
8	7 C. DAVIES	32.482	8	36 L. MERCADO	23.831	8	60 M. VAN DER MARK	25.129	8	60 M. VAN DER MARK	27.585
9	54 T. RAZGATLIOGLU	32.509	9	54 T. RAZGATLIOGLU	23.897	9	53 V. DEBISE	25.172	9	66 T. SYKES	27.676
10	50 E. LAVERTY	32.628	10	1 J. REA	23.908	10	91 L. HASLAM	25.174	10	54 T. RAZGATLIOGLU	27.685
11	36 L. MERCADO	32.687	11	12 X. FORES	23.926	11	45 S. REDDING	25.202	11	12 X. FORES	27.699
12	91 L. HASLAM	32.687	12	50 E. LAVERTY	24.040	12	64 F. CARICASULO	25.297	12	36 L. MERCADO	27.705
13	64 F. CARICASULO	32.723	13	66 T. SYKES	24.041	13	36 L. MERCADO	25.302	13	50 E. LAVERTY	27.740
14	66 T. SYKES	32.787	14	64 F. CARICASULO	24.061	14	54 T. RAZGATLIOGLU	25.316	14	91 L. HASLAM	27.833
15	12 X. FORES	32.798	15	20 S. BARRIER	24.072	15	12 X. FORES	25.393	15	97 S. CAVALIERI	27.926
16	53 V. DEBISE	32.838	16	53 V. DEBISE	24.188	16	20 S. BARRIER	25.399	16	64 F. CARICASULO	27.946
17	19 A. BAUTISTA	32.948	17	91 L. HASLAM	24.283	17	50 E. LAVERTY	25.430	17	53 V. DEBISE	28.050
18	20 S. BARRIER	32.977	18	34 X. PINSACH	24.431	18	97 S. CAVALIERI	25.501	18	20 S. BARRIER	28.233
19	13 T. TAKAHASHI	33.269	19	19 A. BAUTISTA	24.465	19	19 A. BAUTISTA	25.652	19	19 A. BAUTISTA	28.255
20	34 X. PINSACH	33.316	20	97 S. CAVALIERI	24.650	20	34 X. PINSACH	25.709	20	34 X. PINSACH	28.414
21	97 S. CAVALIERI	33.347	21	13 T. TAKAHASHI	24.695	21	13 T. TAKAHASHI	25.948	21	13 T. TAKAHASHI	28.926

04/10/2020

These data/results cannot be reproduced, stored and/or transmitted in whole or in part by any manner of electronic, mechanical, photocopying, recording, broadcasting or otherwise now known or herein after developed without the previous express consent by the copyright owner, except for reproduction in daily press and regular printed publications on sale to the public within 60 days of the event related to those data/results and always provided that copyright symbol appears together as follows below.

© DORNA WSBK ORGANIZATION Srl 2020



Magny-Cours 4.411 m

Pirelli French Round, 2 - 4 October 2020

Ideal Times Warm Up

No.	Rider	Nat	Bike	Seg. 1	Seg. 2	Seg. 3	Seg. 4	Ideal Time		
				Diff. 1	Diff. 2	Diff. 3	Diff. 4	Best Lap	Pos.	Diff.
1	21 M. RINALDI	ITA	Ducati Panigale V4 R	32.236 +0.173	23.424	24.769 +0.080	27.166	1'47.595 1'47.848	1	0.253
2	76 L. BAZ	FRA	Yamaha YZF R1	32.427	23.765	24.730	27.243	1'48.165 1'48.165	2	
3	22 A. LOWES	GBR	Kawasaki ZX-10RR	32.250	23.486	25.006	27.484	1'48.226 1'48.226	3	
4	45 S. REDDING	GBR	Ducati Panigale V4 R	32.246 +0.059	23.523 +0.061	25.202 +0.066	27.263	1'48.234 1'48.420	4	0.186
5	1 J. REA	GBR	Kawasaki ZX-10RR	32.142 +0.185	23.908	24.898	27.417 +0.126	1'48.365 1'48.676	5	0.311
6	31 G. GERLOFF	USA	Yamaha YZF R1	32.329	23.730 +0.098	25.053	27.462 +0.201	1'48.574 1'48.873	6	0.299
7	60 M. VAN DER MARK	NED	Yamaha YZF R1	32.324	23.799 +0.102	25.129 +0.060	27.585	1'48.837 1'48.999	7	0.162
8	7 C. DAVIES	GBR	Ducati Panigale V4 R	32.482	23.829	25.084	27.517 +0.197	1'48.912 1'49.109	8	0.197
9	54 T. RAZGATLIOGLU	TUR	Yamaha YZF R1	32.509	23.897	25.316 +0.015	27.685	1'49.407 1'49.422	9	0.015
10	66 T. SYKES	GBR	BMW S1000 RR	32.787 +0.114	24.041	24.962	27.676	1'49.466 1'49.580	10	0.114
11	36 L. MERCADO	ARG	Ducati Panigale V4 R	32.687	23.831	25.302 +0.146	27.705 +0.034	1'49.525 1'49.705	11	0.180
12	12 X. FORES	ESP	Kawasaki ZX-10RR	32.798 +0.038	23.926 +0.028	25.393	27.699	1'49.816 1'49.882	13	0.066
13	50 E. LAVERTY	IRL	BMW S1000 RR	32.628	24.040	25.430	27.740	1'49.838 1'49.838	12	
14	91 L. HASLAM	GBR	Honda CBR1000RR-R	32.687	24.283	25.174	27.833	1'49.977 1'49.977	14	
15	64 F. CARICASULO	ITA	Yamaha YZF R1	32.723 +0.058	24.061	25.297	27.946	1'50.027 1'50.085	15	0.058
16	53 V. DEBISE	FRA	Kawasaki ZX-10RR	32.838	24.188	25.172	28.050	1'50.248 1'50.248	16	
17	20 S. BARRIER	FRA	Ducati Panigale V4 R	32.977 +0.098	24.072	25.399	28.233 +0.063	1'50.681 1'50.842	17	0.161
18	19 A. BAUTISTA	ESP	Honda CBR1000RR-R	32.948 +0.094	24.465	25.652	28.255 +0.248	1'51.320 1'51.662	19	0.342
19	97 S. CAVALIERI	ITA	Ducati Panigale V4 R	33.347	24.650	25.501	27.926	1'51.424 1'51.424	18	
20	34 X. PINSACH	ESP	Kawasaki ZX-10RR	33.316	24.431	25.709	28.414	1'51.870 1'51.870	20	
21	13 T. TAKAHASHI	JPN	Honda CBR1000RR-R	33.269 +0.146	24.695	25.948 +0.130	28.926	1'52.838 1'53.114	21	0.276
Overall Ideal Time				32.142	23.424	24.730	27.166	1'47.462		

04/10/2020

These data/results cannot be reproduced, stored and/or transmitted in whole or in part by any manner of electronic, mechanical, photocopying, recording, broadcasting or otherwise now known or herein after developed without the previous express consent by the copyright owner, except for reproduction in daily press and regular printed publications on sale to the public within 60 days of the event related to those data/results and always provided that copyright symbol appears together as follows below.

© DORNA WSBK ORGANIZATION Srl 2020

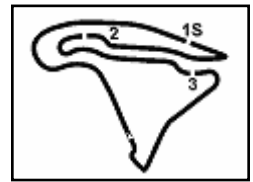
FICR PERUGIA TIMING



Official Tyre Supplier



Official Timekeeper



Pirelli French Round, 2 - 4 October 2020 Chronological Analysis Warm Up

Magny-Cours 4.411 m

1 / 2

1° 21 M. RINALDI (1'47.848)						
Lap	Seg.1	Seg.2	Seg.3	Seg.4	Lap Time	Local Time
1		26.263	26.708	28.625	205,2	9:03'26.236
2	33.576	24.646	25.643	28.210	1'52.075	9:05'18.311
3	32.736	24.153	25.274	27.709	1'49.872	9:07'08.183
4	32.673	23.889	25.205	27.557	1'49.324	9:08'57.507
5	32.630	23.915	25.176	27.440	1'49.161	9:10'46.666
6	32.409	23.424	24.849	27.166	1'47.848	272,9 9:12'34.518

2° 76 L. BAZ (1'48.165)						
Lap	Seg.1	Seg.2	Seg.3	Seg.4	Lap Time	Local Time
1		25.027	27.063	28.492	241,9	9:02'16.450
2	33.470	24.526	25.761	27.791	1'51.548	9:04'07.998
3	32.826	24.347	25.318	27.508	1'49.999	9:05'57.997
4	32.772	24.312	25.369	27.555	1'50.008	9:07'48.005
5	32.533	23.889	24.922	27.366	1'48.710	9:09'36.715
6	32.879	27.908	25.621	28.017	1'54.425	9:11'31.140
7	32.549	24.109	25.029	27.630	1'49.317	9:13'20.457
8	32.427	23.765	24.730	27.243	1'48.165	268,2 9:15'08.622

3° 22 A. LOWES (1'48.226)						
Lap	Seg.1	Seg.2	Seg.3	Seg.4	Lap Time	Local Time
1		25.668	26.362	28.633	250,8	9:02'40.633
2	33.071	24.148	25.483	27.902	1'50.604	9:04'31.237
3	32.537	24.653	25.370	28.044	1'50.604	9:06'21.841
4	32.453	24.017	25.225	27.756	1'49.451	9:08'11.292
5	32.465	24.223	25.137	27.633	1'49.458	9:10'00.750
6	32.479	23.712	25.041	27.602	1'48.834	9:11'49.584
7	32.250	23.486	25.006	27.484	1'48.226	274,3 9:13'37.810
8	35.758	25.335	26.574	33.161	2'00.828P	9:15'38.638

4° 45 S. REDDING (1'48.420)						
Lap	Seg.1	Seg.2	Seg.3	Seg.4	Lap Time	Local Time
1		26.211	27.150	28.696	221,6	9:02'31.331
2	33.029	24.344	25.760	27.849	1'50.982	9:04'22.313
3	32.583	24.103	25.608	27.638	1'49.932	9:06'12.245
4	32.476	23.862	25.302	27.468	1'49.108	9:08'01.353
5	32.264	23.667	25.302	27.284	1'48.517	9:09'49.870
6	32.246	23.633	25.202	27.399	1'48.480	9:11'38.350
7	32.305	23.584	25.268	27.263	1'48.420	9:13'26.770
8	32.292	23.523	25.256	27.571	1'48.642	9:15'15.412

5° 1 J. REA (1'48.676)						
Lap	Seg.1	Seg.2	Seg.3	Seg.4	Lap Time	Local Time
1		24.943	25.941	28.586	248,5	9:02'42.586
2	32.548	24.429	25.156	27.503	1'49.636	9:04'32.222
3	32.444	24.128	25.086	27.466	1'49.124	9:06'21.346
4	32.253	23.970	25.029	27.591	1'48.843	9:08'10.189
5	34.380	24.086	25.134	27.417	1'51.017	9:10'01.206
6	32.327	23.908	24.898	27.543	1'48.676	9:11'49.882
7	32.142	27.004	26.535	30.574	1'56.255P	9:13'46.137
8	59.352	24.402	25.465	29.118	2'18.337P	9:16'04.474

6° 31 G. GERLOFF (1'48.873)						
Lap	Seg.1	Seg.2	Seg.3	Seg.4	Lap Time	Local Time
1		25.784	26.354	31.629	243,5	9:02'00.309
2	3'13.280	25.577	25.269	27.675	4'31.801P	9:06'32.110
3	32.864	23.825	25.191	27.670	1'49.550	9:08'21.660
4	33.034	23.837	25.408	27.561	1'49.840	9:10'11.500
5	32.329	23.828	25.053	27.663	1'48.873	9:12'00.373
6	32.579	23.730	25.141	27.462	1'48.912	9:13'49.285
7	32.481	24.031	25.072	28.394	1'49.978	9:15'39.263

7° 60 M. VAN DER MARK (1'48.999)						
Lap	Seg.1	Seg.2	Seg.3	Seg.4	Lap Time	Local Time
1		25.469	25.837	28.722	234,0	9:02'06.392
2	33.118	24.824	25.276	27.911	1'51.129	9:03'57.521
3	32.877	24.936	25.698	27.870	1'51.381	9:05'48.902
4	32.860	24.504	25.439	27.613	1'50.416	9:07'39.318
5	35.353	25.081	25.252	27.959	1'53.645	9:09'32.963
6	32.324	23.901	25.189	27.585	1'48.999	264,9 9:11'21.962
7	32.556	23.799	25.129	27.711	1'49.195	276,4 9:13'11.157
8	32.498	23.998	25.186	27.810	1'49.492	263,7 9:15'00.649

8° 7 C. DAVIES (1'49.109)						
Lap	Seg.1	Seg.2	Seg.3	Seg.4	Lap Time	Local Time
1		26.061	26.725	29.004	234,5	9:02'35.851
2	33.305	24.752	26.072	27.876	1'52.005	9:04'27.856
3	32.862	24.020	25.162	27.853	1'49.897	9:06'17.753
4	32.771	24.144	26.302	32.328	1'55.545	9:08'13.298
5	32.707	24.093	25.212	27.517	1'49.529	9:10'02.827
6	32.482	23.829	25.084	27.714	1'49.109	266,9 9:11'51.936
7	32.580	25.315	28.841	32.629	1'59.365C	9:13'51.301
8	32.576	24.092	25.303	27.738	1'49.709	263,7 9:15'41.010

9° 54 T. RAZGATLIOGLU (1'49.422)						
Lap	Seg.1	Seg.2	Seg.3	Seg.4	Lap Time	Local Time
1		25.281	26.919	28.882	239,7	9:02'05.349
2	33.263	24.604	25.945	27.939	1'51.751	9:03'57.100
3	33.049	26.571	25.954	28.047	1'53.621	9:05'50.721
4	32.537	24.146	25.595	27.952	1'50.230	9:07'40.951
5	32.756	23.951	25.555	27.710	1'49.972	9:09'30.923
6	32.631	23.951	25.316	27.717	1'49.615	9:11'20.538
7	34.735	25.236	25.475	28.904	1'54.350	9:13'14.888
8	32.509	23.897	25.331	27.685	1'49.422	270,9 9:15'04.310

10° 66 T. SYKES (1'49.580)						
Lap	Seg.1	Seg.2	Seg.3	Seg.4	Lap Time	Local Time
1		27.073	27.659	29.749	199,2	9:04'57.982
2	34.430	25.316	26.379	28.540	1'54.665	9:06'52.647
3	33.534	24.610	25.825	28.458	1'52.427	9:08'45.074
4	33.009	24.582	25.299	27.771	1'50.661	9:10'35.735
5	32.787	24.810	25.378	28.687	1'51.662	9:12'27.397
6	32.933	24.159	25.116	27.862	1'50.070	9:14'17.467
7	32.901	24.041	24.962	27.676	1'49.580	258,6 9:16'07.047

11° 36 L. MERCADO (1'49.705)						
Lap	Seg.1	Seg.2	Seg.3	Seg.4	Lap Time	Local Time
1		26.388	26.953	28.898	226,2	9:02'19.631
2	33.595	24.571	25.898	28.082	1'52.146	9:04'11.777
3	33.132	24.132	25.492	28.060	1'50.816	9:06'02.593
4	32.992	24.012	25.481	27.952	1'50.437	9:07'53.030
5	33.110	24.530	25.602	27.899	1'51.141	9:09'44.171
6	33.257	24.054	25.302	27.717	1'50.330	9:11'34.501
7	32.687	23.831	25.448	27.739	1'49.705	266,2 9:13'24.206
8	32.867	23.987	25.691	27.705	1'50.250	263,7 9:15'14.456

12° 50 E. LAVERTY (1'49.838)						
Lap	Seg.1	Seg.2	Seg.3	Seg.4	Lap Time	Local Time
1		26.255	27.881	29.715	222,5	9:04'06.758
2	33.489	25.394	26.208	28.371	1'53.462	9:06'00.220
3	33.151	24.676	26.208	28.545	1'52.580	9:07'52.800
4	33.191	25.136	26.347	32.556	1'57.230P	9:09'50.030
5	2'35.841	25.339	26.136	28.847	3'56.163P	9:13'46.193

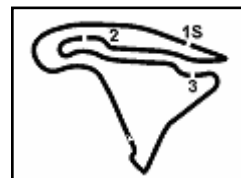
04/10/2020

P = Pits In/Out - C = Lap Time Cancelled

These data/results cannot be reproduced, stored and/or transmitted in whole or in part by any manner of electronic, mechanical, photocopying, recording, broadcasting or otherwise now known or herein after developed without the previous express consent by the copyright owner, except for reproduction in daily press and regular printed publications on sale to the public within 60 days of the event related to those data/results and always provided that copyright symbol appears together as follows below.

© DORNA WSBK ORGANIZATION Srl 2020





Magny-Cours 4.411 m

2 / 2

Pirelli French Round, 2 - 4 October 2020 Chronological Analysis Warm Up

 6 **32.628** **24.040** **25.430** **27.740** **1'49.838** **270,9** 9:15'36.031

 4 33.878 25.203 26.147 28.265 1'53.493 238,7 9:08'17.173
 5 33.674 25.008 25.843 28.425 1'52.950 242,4 9:10'10.123
 6 33.537 25.046 25.736 28.183 1'52.502 243,5 9:12'02.625
 7 33.414 24.703 25.559 28.096 1'51.772 **246,3** 9:13'54.397
 8 **33.347** **24.650** **25.501** **27.926** **1'51.424** 244,6 9:15'45.821

13° 12 X. FORES (1'49.882)							
Lap	Seg.1	Seg.2	Seg.3	Seg.4	Lap Time	km/h	Local Time
1		25.909	26.850	28.972		222,5	9:02'02.433
2	34.019	24.716	26.572	28.572	1'53.879	251,4	9:03'56.312
3	33.818	25.178	26.456	28.179	1'53.631	246,3	9:05'49.943
4	33.210	24.145	25.976	28.206	1'51.537	259,2	9:07'41.480
5	33.034	24.047	25.582	27.716	1'50.379	257,4	9:09'31.859
6	32.836	23.954	25.393	27.699	1'49.882	270,9	9:11'21.741
7	32.976	23.941	25.440	27.760	1'50.117	251,4	9:13'11.858
8	32.798	23.926	25.634	27.783	1'50.141	263,7	9:15'01.999

19° 19 A. BAUTISTA (1'51.662)							
Lap	Seg.1	Seg.2	Seg.3	Seg.4	Lap Time	km/h	Local Time
1		26.384	26.972	29.990		215,4	9:02'10.135
2	33.866	25.343	26.283	28.894	1'54.386	241,3	9:04'04.521
3	33.375	24.646	25.824	29.030	1'52.875	255,0	9:05'57.396
4	33.173	24.853	25.839	28.534	1'52.399	258,0	9:07'49.795
5	33.109	24.791	25.750	28.255	1'51.905	250,3	9:09'41.700
6	33.042	24.465	25.652	28.503	1'51.662	256,2	9:11'33.362
7	32.948	24.608	25.975	28.415	1'51.946	264,9	9:13'25.308
8	33.039	24.834	25.819	28.401	1'52.093	266,9	9:15'17.401

14° 91 L. HASLAM (1'49.977)							
Lap	Seg.1	Seg.2	Seg.3	Seg.4	Lap Time	km/h	Local Time
1		27.538	27.441	29.816		206,4	9:02'05.242
2	33.840	25.131	25.968	28.169	1'53.108	237,1	9:03'58.350
3	32.795	24.947	25.846	31.805	1'55.393	249,1	9:05'53.743
4	33.073	24.769	25.744	28.004	1'51.590	255,0	9:07'45.333
5	32.905	24.402	25.436	28.494	1'51.237	256,2	9:09'36.570
6	32.734	24.388	25.245	28.030	1'50.397	264,9	9:11'26.967
7	32.765	24.762	25.548	28.275	1'51.350	251,4	9:13'18.317
8	32.687	24.283	25.174	27.833	1'49.977	249,7	9:15'08.294

20° 34 X. PINSACH (1'51.870)							
Lap	Seg.1	Seg.2	Seg.3	Seg.4	Lap Time	km/h	Local Time
1		27.372	27.795	30.438		206,0	9:02'07.293
2	34.387	25.253	26.589	29.356	1'55.585	233,5	9:04'02.878
3	33.798	24.899	26.331	29.104	1'54.132	252,0	9:05'57.010
4	33.751	25.217	26.175	29.047	1'54.190	246,8	9:07'51.200
5	33.436	24.709	25.921	28.788	1'52.854	258,6	9:09'44.054
6	33.591	24.702	25.905	28.678	1'52.876	249,1	9:11'36.930
7	34.771	25.134	26.052	28.879	1'54.836	241,3	9:13'31.766
8	33.316	24.431	25.709	28.414	1'51.870	266,2	9:15'23.636

15° 64 F. CARICASULO (1'50.085)							
Lap	Seg.1	Seg.2	Seg.3	Seg.4	Lap Time	km/h	Local Time
1		26.217	26.324	29.633		207,6	9:02'03.391
2	33.506	24.726	26.273	28.805	1'53.310	233,5	9:03'56.701
3	33.342	25.019	26.275	28.314	1'52.950	243,0	9:05'49.651
4	32.918	24.447	25.714	28.455	1'51.534	248,0	9:07'41.185
5	32.835	24.732	25.563	28.229	1'51.359	249,7	9:09'32.544
6	32.723	24.477	25.386	27.979	1'50.565	253,8	9:11'23.109
7	32.781	24.061	25.297	27.946	1'50.085	245,2	9:13'13.194
8	32.842	24.203	25.466	28.097	1'50.608	238,7	9:15'03.802

21° 13 T. TAKAHASHI (1'53.114)							
Lap	Seg.1	Seg.2	Seg.3	Seg.4	Lap Time	km/h	Local Time
1		26.888	27.429	29.650		218,5	9:02'25.123
2	33.582	25.403	26.602	29.463	1'55.050	249,1	9:04'20.173
3	34.056	26.279	26.541	29.229	1'56.105	243,5	9:06'16.278
4	34.952	25.113	29.471	29.241	1'58.777	238,7	9:08'15.055
5	33.269	24.952	26.047	29.014	1'53.282	250,8	9:10'08.337
6	33.344	24.842	29.139	29.021	1'56.346	256,2	9:12'04.683
7	33.415	24.695	26.078	28.926	1'53.114	271,6	9:13'57.797
8	33.312	24.840	25.948	29.171	1'53.271	258,6	9:15'51.068

16° 53 V. DEBISE (1'50.248)							
Lap	Seg.1	Seg.2	Seg.3	Seg.4	Lap Time	km/h	Local Time
1		27.052	27.899	29.636		213,7	9:02'06.309
2	33.833	25.098	25.828	28.492	1'53.251	244,6	9:03'59.560
3	33.196	25.309	25.543	28.699	1'52.747	251,4	9:05'52.307
4	33.229	24.751	25.734	28.533	1'52.247	250,3	9:07'44.554
5	33.008	24.498	25.352	28.359	1'51.217	258,0	9:09'35.771
6	32.912	24.456	25.231	28.196	1'50.795	256,8	9:11'26.566
7	32.945	24.450	25.253	28.177	1'50.825	258,0	9:13'17.391
8	32.838	24.188	25.172	28.050	1'50.248	258,0	9:15'07.639

17° 20 S. BARRIER (1'50.842)							
Lap	Seg.1	Seg.2	Seg.3	Seg.4	Lap Time	km/h	Local Time
1		25.831	27.162	29.453		239,2	9:03'24.384
2	34.041	25.065	26.165	29.294	1'54.565	249,7	9:05'18.949
3	33.420	25.032	25.919	28.600	1'52.971	259,2	9:07'11.920
4	33.372	24.599	25.835	28.436	1'52.242	261,1	9:09'04.162
5	33.307	24.708	25.669	28.233	1'51.917	261,1	9:10'56.079
6	33.075	24.072	25.399	28.296	1'50.842	268,2	9:12'46.921
7	32.977	24.539	25.621	28.431	1'51.568	267,6	9:14'38.489
8	33.157	24.748	26.142	28.775	1'52.822	256,8	9:16'31.311

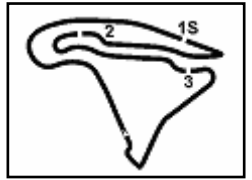
18° 97 S. CAVALIERI (1'51.424)							
Lap	Seg.1	Seg.2	Seg.3	Seg.4	Lap Time	km/h	Local Time
1		27.098	30.024	30.001		214,2	9:02'33.871
2	34.152	25.450	26.710	28.876	1'55.188	235,1	9:04'29.059
3	33.953	25.313	26.676	28.679	1'54.621	228,6	9:06'23.680

04/10/2020 P = Pits In/Out - C = Lap Time Cancelled

These data/results cannot be reproduced, stored and/or transmitted in whole or in part by any manner of electronic, mechanical, photocopying, recording, broadcasting or otherwise now known or herein after developed without the previous express consent by the copyright owner, except for reproduction in daily press and regular printed publications on sale to the public within 60 days of the event related to those data/results and always provided that copyright symbol appears together as follows below.

© DORNA WSBK ORGANIZATION Srl 2020





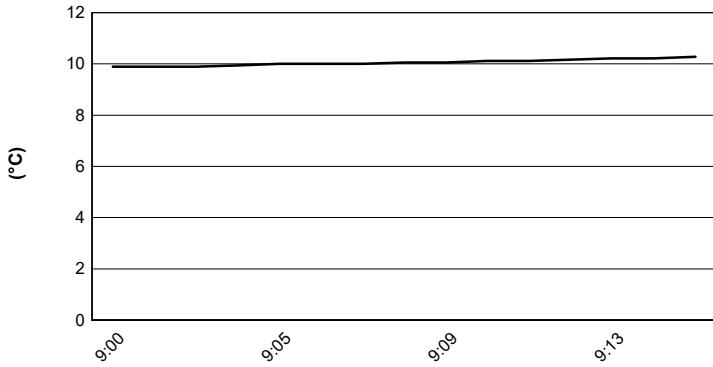
Magny-Cours 4.411 m

Pirelli French Round, 2 - 4 October 2020

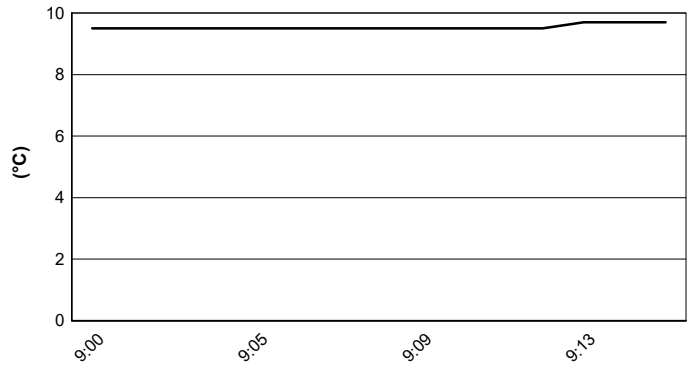
Weather Report Warm Up

Session started 09:00 - Session ended 9:16

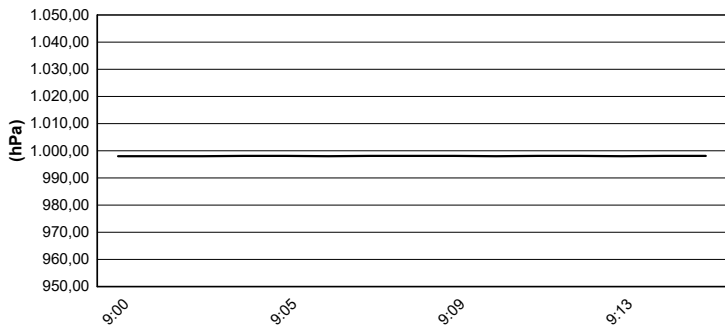
Air Temperature



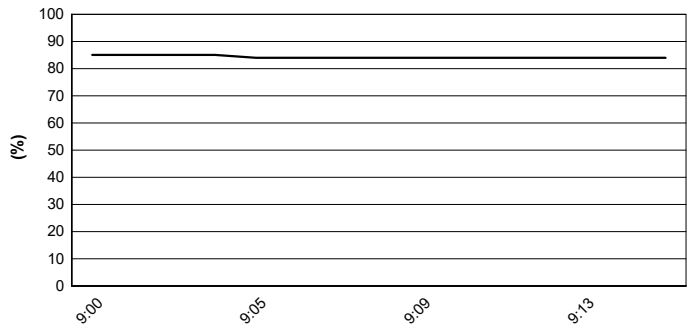
Track Temperature



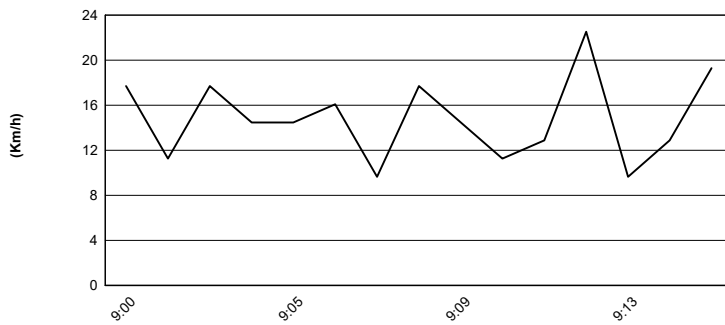
Air Pressure



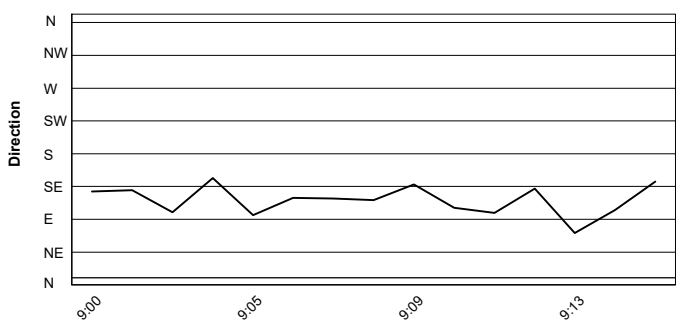
Humidity



Wind Speed



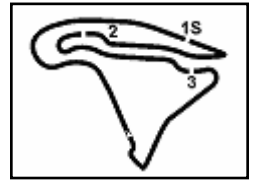
Wind Direction



04/10/2020

These data/results cannot be reproduced, stored and/or transmitted in whole or in part by any manner of electronic, mechanical, photocopying, recording, broadcasting or otherwise now known or herein after developed without the previous express consent by the copyright owner, except for reproduction in daily press and regular printed publications on sale to the public within 60 days of the event related to those data/results and always provided that copyright symbol appears together as follows below.

© DORNA WSBK ORGANIZATION Srl 2020



Magny-Cours 4.411 m

Pirelli French Round, 2 - 4 October 2020

Starting Grid - Tissot Superpole Race

10 Laps x 4,411 km = 44,110 km

Pos	Number	Name	Team	Time	Pos
1	1	REA J.	Kawasaki	1'48.828	1
2	66	SYKES T.	BMW	1'48.786	2
3	50	LAVERTY E.	BMW	1'48.644	3
4	22	LOWES A.	Kawasaki	1'48.877	4
5	31	GERLOFF G.	Yamaha	1'49.019	5
6	60	VAN DER MARK M.	Yamaha	1'49.354	6
7	21	RINALDI M.	Ducati	1'49.478	7
8	76	BAZ L.	Yamaha	1'49.647	8
9	7	DAVIES C.	Ducati	1'49.659	9
10	45	REDDING S.	Ducati	1'49.684	10
11	91	HASLAM L.	Honda	1'50.319	11
12	64	CARICASULO F.	Yamaha	1'50.470	12
13	54	RAZGATLIOGLU T.	Yamaha	1'50.531	13
14	12	FORES X.	Kawasaki	1'50.549	14
15	36	MERCADO L.	Ducati	1'50.570	15
16	53	DEBISE V.	Kawasaki	1'51.401	16
17	19	BAUTISTA A.	Honda	1'51.614	17
18	34	PINSACH X.	Kawasaki	1'51.915	18
19	20	BARRIER S.	Ducati	1'52.055	19
20	97	CAVALIERI S.	Ducati	1'53.377	20
21	13	TAKAHASHI T.	Honda	1'55.230	21

04/10/2020 The Race Director

These data/results cannot be reproduced, stored and/or transmitted in whole or in part by any manner of electronic, mechanical, photocopying, recording, broadcasting or otherwise now known or herein after developed without the previous express consent by the copyright owner, except for reproduction in daily press and regular printed publications on sale to the public within 60 days of the event related to those data/results and always provided that copyright symbol appears together as follows below.

© DORNA WSBK ORGANIZATION Srl 2020

FKR PERUGIA TIMING



Official Tyre Supplier



Official Timekeeper